

ALEXANDRIA CITY COUNCIL

TUESDAY, FEBRUARY 25, 2025

CITY COUNCIL CHAMBERS- 5:00 P.M.

PERSONS DESIRING TO ADDRESS THE COUNCIL SHALL INFORM THE PRESIDENT AT THE APPROPRIATE AGENDA ITEM

A. CALL TO ORDER

B. INVOCATION

C. PLEDGE OF ALLEGIANCE

D. ROLL CALL

E. APPROVAL OF MINUTES TAKEN FROM A REGULAR MEETING HELD ON FEBRUARY 11, 2025.

F. TO HEAR A REPORT FROM MARILYN JONES – UNFORGOTTEN VETERANS OF CENLA-UPDATES

G. CONSENT CALENDAR

- 1) Introduction of an ordinance authorizing the mayor to accept the Street and Drainage Improvements for Adrienne Drive of the Hope House of Central Louisiana Residential Development Subdivision.
- 2) Introduction of an ordinance authorizing the mayor to execute the Entity State Agreement for the Capital Improvement Metropolitan Planning Organization Project, Masonic Drive, Texas Avenue to Lee Street.

H. RESOLUTIONS

- 3) **RESOLUTION** ordering and calling a special election to be held in the City of Alexandria, State of Louisiana, to authorize the renewal of a special tax therein, making application to the State Bond Commission in connection therewith, and providing for other matters in connection therewith.
- 4) **RESOLUTION** to co-sponsor PFLAG Alexandria Come Out for Health in March 2025, at Bolton Avenue Community Center.

- 5) **RESOLUTION** to co-sponsor the Louisiana Department of Environmental Quality Louisiana Brownfield Conference in June 2025.
- 6) **RESOLUTION** to co-sponsor the Lauren Vaughn 5-K to be held in April 2025.
- 7) **RESOLUTION** to adopt the 2024 Municipal Water Pollution Prevention Audit.
- 8) **RESOLUTION** authorizing advertisement for bids for chlorination and dechlorination equipment.
- 9) **RESOLUTION** authorizing advertisement for bids for electric meters and accessories.
- 10) **RESOLUTION** authorizing advertisement for bids for operating chemicals for the Wastewater Department.
- 11) **RESOLUTION** to co-sponsor 318 United LLC Basketball League.
- 12) **RESOLUTION** to adopt HUD's 2025-2029 Five Year Consolidated Plan and 2025-2026 Annual Action Plan.
- 13) **RESOLUTION** authorizing advertisement for bids for Jackson Street at MacArthur Drive Enhancement Project.
- 14) Adjourn

Alexandria City Council meetings and Council committee meetings are broadcast live and may be viewed live by the public on Optimum Cable Channel 4. A rebroadcast may be viewed on Optimum Cable Channel 4 and the City of Alexandria, LA website www.cityofalexandrialala.com

ALEXANDRIA CITY COUNCIL

TUESDAY, FEBRUARY 25, 2025

CITY COUNCIL CHAMBERS- 5:00 P.M.

**PERSONS DESIRING TO ADDRESS THE COUNCIL SHALL INFORM
THE PRESIDENT AT THE APPROPRIATE AGENDA ITEM**

A. CALL TO ORDER

B. INVOCATION

C. PLEDGE OF ALLEGIANCE

D. ROLL CALL

**E. APPROVAL OF MINUTES TAKEN FROM A REGULAR MEETING
HELD ON FEBRUARY 11, 2025.**

**F. TO HEAR A REPORT FROM MARILYN JONES – UNFORGOTTEN
VETERANS OF CENLA-UPDATES**

PROCEEDINGS OF THE COUNCIL OF THE CITY OF ALEXANDRIA,
STATE OF LOUISIANA, TAKEN AT A REGULAR MEETING HELD ON
February 11, 2025

The Council of the City of Alexandria, Louisiana, met in a regularly scheduled meeting session in the City Council Chambers, on Tuesday, February 11, 2025 at 5:00 P.M. Those present were the Honorable Cynthia Perry, Gary Johnson, Lizzie Felter, Jules Green, Chuck Fowler, Jim Villard and Malcolm Larvadain. Also present were Mayor Roy, City Attorney Jonathon Goins, Michael Caffery and Council Staff.

The Council of the City of Alexandria, State of Louisiana was duly convened as the governing authority of said City by the Honorable Cynthia Perry, who stated that the Council was ready for the transaction of business. The invocation was pronounced by Mr. Green and the Pledge of Allegiance was led by Mr. Larvadain.

APPROVAL OF MINUTES

On a motion of Mr. Fowler and seconded by Mr. Green the minutes taken from a regular Council Meeting held on January 28, 2025 were unanimously approved by the Council.

RESOLUTIONS

Mr. Fowler moved for the adoption of the following resolution, which was seconded by Ms. Felter.

RESOLUTION NO. 0620-2025

RESOLUTION TO REQUEST FOR PROPOSALS FOR THE 2024-2025 ANNUAL AUDIT.

The President called for any discussion, a vote was called for and resulted as follows:

YEAS: Fowler, Villard, Larvadain, Perry, Johnson, Felter, Green.

NAYS: None.

ABSENT: None.

This resolution was thereupon declared adopted on this the 11th day of February, 2025.

Mr. Villard moved for the adoption of the following resolution, which was seconded by Mr. Johnson.

RESOLUTION NO. 0621-2025

RESOLUTION AUTHORIZING ADVERTISEMENT FOR BIDS FOR CONSTRUCTION AND MAINTENANCE MATERIALS.

The President called for any discussion, a vote was called for and resulted as follows:

YEAS: Villard, Larvadain, Perry, Johnson, Felter, Green, Fowler.

NAYS: None.

ABSENT: None.

This resolution was thereupon declared adopted on this the 11th day of February, 2025.

Mr. Fowler moved for the adoption of the following resolution, which was seconded by Mr. Villard.

RESOLUTION NO. 0622-2025

RESOLUTION SETTING A PUBLIC HEARING TO BE HELD ON MARCH 25, 2025 TAKING ACTION ON THE COST OF DEMOLITION OF ONE COMMERCIAL STRUCTURE.

The President called for any discussion, a vote was called for and resulted as follows:

YEAS: Fowler, Villard, Larvadain, Perry, Johnson, Felter, Green.

NAYS: None.

ABSENT: None.

This resolution was thereupon declared adopted on this the 11th day of February, 2025.

The Administration requested that the date of the following resolution be changed from March 25, 2025 to March 11, 2025. On a motion of Mr. Fowler and seconded by Mr. Larvadain, and unanimous approval by the Council, the amendment was made.

Mr. Villard moved for the adoption of the following resolution as amended, which was seconded by Mr. Fowler.

RESOLUTION NO. 0623-2025

RESOLUTION SETTING A PUBLIC HEARING TO BE HELD ON MARCH 11, 2025 TO CONSIDER CONDEMNATION OF 25 STRUCTURES WITHIN THE CITY.

The President called for any discussion, a vote was called for and resulted as follows:

YEAS: Villard, Larvadain, Perry, Johnson, Felter, Green, Fowler.

NAYS: None.

ABSENT: None.

This resolution was thereupon declared adopted on this the 11th day of February, 2025.

Mr. Villard moved for the adoption of the following resolution, which was seconded by Mr. Johnson.

RESOLUTION NO. 0624-2025

RESOLUTION AUTHORIZING ADVERTISEMENT FOR BIDS FOR JANITORIAL SUPPLIES.

The President called for any discussion, a vote was called for and resulted as follows:

YEAS: Villard, Larvadain, Perry, Johnson, Felter, Green, Fowler.

NAYS: None.

ABSENT: None.

This resolution was thereupon declared adopted on this the 11th day of February, 2025.

ORDINANCES FOR FINAL ADOPTION
SUBJECT TO A PUBLIC HEARING

The following ordinance, which was previously introduced and laid over for publication of notice and no objection having been filed thereto, was brought up for final adoption on a motion of Mr. Villard and seconded by Mr. Larvadain.

ORDINANCE NO. 07-2025

AN ORDINANCE AUTHORIZING THE MAYOR TO ACCEPT THE LOW BID SUBMITTED FOR TRANSIT TIRE LEASE FOR ATRANS AND OTHER MATTERS WITH RESPECT THERETO.

The President called for any discussion, a vote was called for and resulted as follows:

YEAS: Villard, Larvadain, Perry, Johnson, Felter, Green, Fowler.

NAYS: None.

A BSENT: None.

This ordinance was thereupon declared adopted on this the 11th day of February, 2025.

The following ordinance, which was previously introduced and laid over for publication of notice and no objection having been filed thereto, was brought up for final adoption on a motion of Mr. Larvadain and seconded by Mr. Johnson.

ORDINANCE NO. 08-2025

AN ORDINANCE AUTHORIZING THE MAYOR TO RENEW THE EXISTING CONTRACT WITH JANITRESS CLEANING AND STAFFING LLC FOR JANITORIAL SERVICES AT THE WASTEWATER AND LAB TESTING BUILDINGS AND OTHER MATTERS WITH RESPECT THERETO.

The President called for any discussion, a vote was called for and resulted as follows:

YEAS: Larvadain, Perry, Johnson, Felter, Green, Fowler, Villard.

NAYS: None.

ABSENT: None.

This ordinance was thereupon declared adopted on this the 11th day of February, 2025.

The following ordinance, which was previously introduced and laid over for publication of notice and no objection having been filed thereto, was

brought up for final adoption on a motion of Mr. Fowler and seconded by Mr. Villard.

ORDINANCE NO. 09-2025

AN ORDINANCE AUTHORIZING THE MAYOR TO ACCEPT THE LOW BID SUBMITTED FOR BULK FUEL FOR VEHICLES AND EQUIPMENT FOR USE BY VARIOUS DEPARTMENTS AND OTHER MATTERS WITH RESPECT THERETO.

The President called for any discussion, a vote was called for and resulted as follows:

YEAS: Fowler, Villard, Larvadain, Perry, Johnson, Felter, Green.

NAYS: None.

ABSENT: None.

This ordinance was thereupon declared adopted on this the 11th day of February, 2025.

The following ordinance, which was previously introduced and laid over for publication of notice and no objection having been filed thereto, was brought up for final adoption on a motion of Mr. Villard and seconded by Mr. Fowler.

ORDINANCE NO. 10-2025

AN ORDINANCE AUTHORIZING THE MAYOR TO ACCEPT THE LOW BID SUBMITTED FOR STATEWIDE FLOOD CONTROL/CAPITAL IMPROVEMENT PROJECT AUGUSTA AVENUE FAIRGROUND MACHINE SHOP FLOOD CONTROL AND OTHER MATTERS WITH RESPECT THERETO.

The President called for any discussion, a vote was called for and resulted as follows:

YEAS: Villard, Larvadain, Perry, Johnson, Felter, Green, Fowler.

NAYS: None.

ABSENT: None.

This ordinance was thereupon declared adopted on this the 11th day of February, 2025.

The President adjourned the meeting at 5:24 p.m.

/S/ Cynthia Perry

President

ATTEST:

/S/ Donna P. Jones

City Clerk

G. CONSENT CALENDAR

Introduction of an ordinance authorizing the mayor to accept the Street and Drainage Improvements for Adrienne Drive of the Hope House of Central Louisiana Residential Development Subdivision.



AGENDA ITEM FACT SHEET

*This fact sheet is the basis for a decision by the City Council.
Please insure that the information is clear, concise and current.*

Division/Department: Planning/Engineering

Date: 5 February 2025

Title: Ordinance to accept the Street & Drainage Improvements (Adrienne Drive) of the Hope House of Central Louisiana Residential Development Subdivision

Explanation of Proposal:

Additional Information Attached

The improvements were constructed by the developer in accordance with city standards and specifications. The Office of the City Engineer is requesting the proposed improvements be accepted for city operation and maintenance.

Budget:

Neutral

Within Existing

Requires Amendment

Account Number: N/A

Expense Amount: N/A

Account Line Item: N/A

Remaining Amount: N/A

Authorization:

1. Mayor

2. Chief Operating Officer

3. City Attorney

4. Finance Director

5. Division Director

6. Department Head

7. Purchasing Agent

Council Staff

Form

Review:

Content

Information:

Sufficient

Insufficient

Remarks:

PREPARED

JAN 11 2025

CITY ENGINEER

HOPE HOUSE OF CENTRAL LOUISIANA RESIDENTIAL DEVELOPMENT

Plot Book
35 P 12

(LOTS 1 - 12, 13-A & 13-B)

BEING THE LOVETT ESTATE LOCATED IN LOTS 14 & 15 OF THE SUBDIVISION OF
WILLOW GLEN PLANTATION, SECTION 1, ALL SITUATED IN SECTION 45,
TOWNSHIP 3 NORTH, RANGE 1 WEST, LOUISIANA MERIDIAN,
SOUTHWESTERN LAND DISTRICT, RAPIDES PARISH, LOUISIANA

BASIS OF BEARINGS:
BEARINGS RECITED HEREIN ARE BASED ON THE
LOUISIANA COORDINATE SYSTEM, NORTH ZONE,
(1701) NAD 1983, DISTANCES ARE GRID.

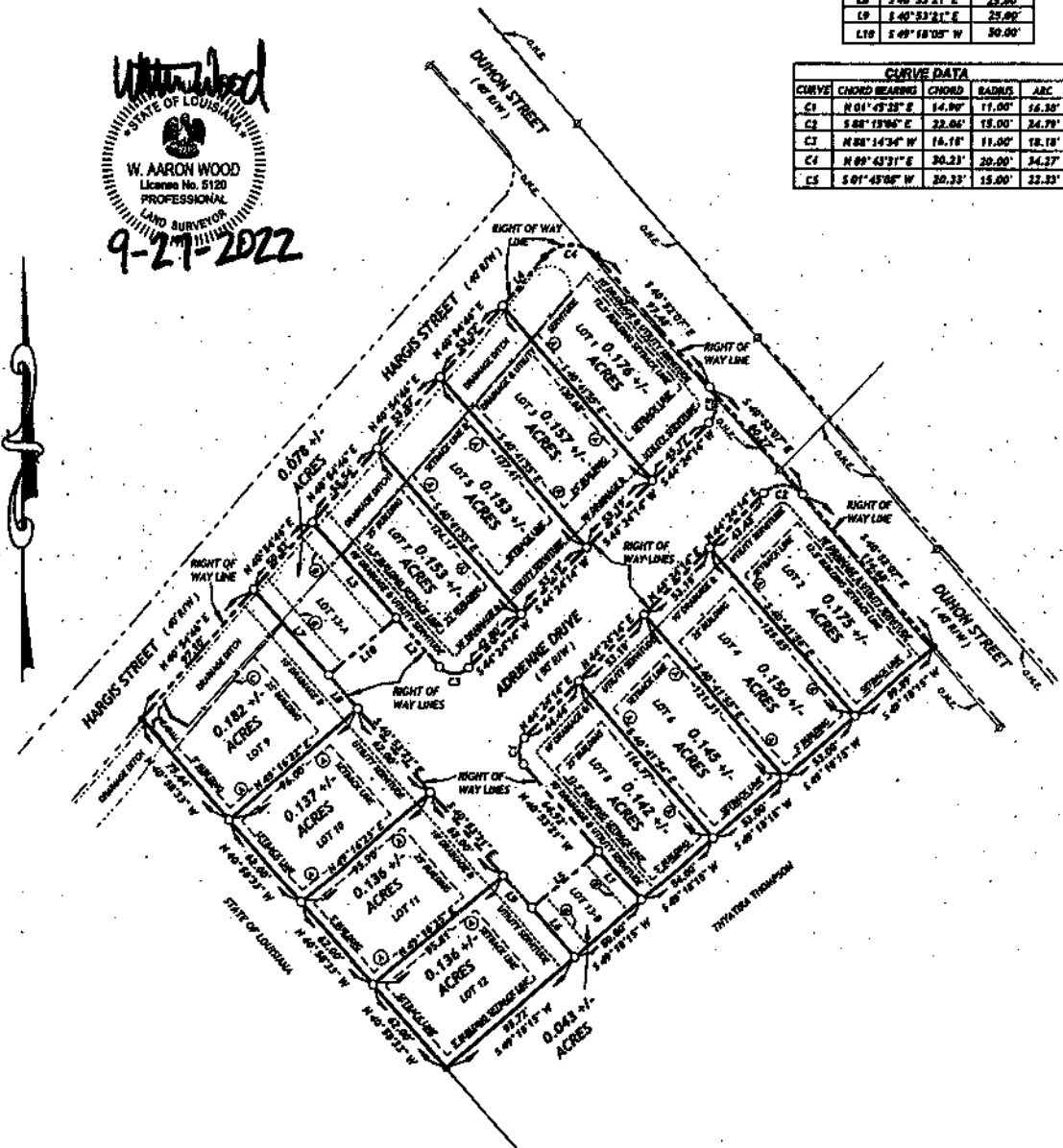
NOTE:
LOT 13-A & 13-B WILL BE RETAINED BY HOPE
HOUSE OF CENTRAL LOUISIANA AND REMAIN
AS COMMON AREAS.

- (A) = 5' BUILDING SETBACK LINE
- (B) = 10' DRAINAGE & UTILITY SERVITUDE
- (C) = 25' BUILDING SETBACK LINE & DRAINAGE & UTILITY SERVITUDE

LINE	BEARING	DISTANCE
L1	N 40° 33' 21" W	37.05'
L2	N 40° 33' 21" W	36.83'
L3	N 40° 33' 21" W	37.03'
L4	N 40° 33' 21" E	36.41'
L5	N 40° 33' 21" E	36.00'
L6	S 40° 33' 21" E	37.05'
L7	S 40° 33' 21" E	36.84'
L8	S 40° 33' 21" E	36.00'
L9	S 40° 33' 21" E	35.00'
L10	S 40° 33' 21" W	36.00'

CURVE	CHORD BEARING	CHORD	RADIUS	ARC
C1	N 01° 43' 23" E	14.80'	11.00'	16.30'
C2	S 88° 13' 06" E	22.04'	18.00'	34.79'
C3	N 88° 14' 34" W	16.11'	11.00'	18.18'
C4	N 89° 43' 31" E	30.21'	20.00'	34.27'
C5	S 01° 43' 08" W	30.23'	15.00'	23.33'

W. Aaron Wood
STATE OF LOUISIANA
W. AARON WOOD
License No. 5120
PROFESSIONAL
LAND SURVEYOR
9-21-2022



○ = SET 1/2" IRON ROD
⊙ = FOUND 1/2" IRON ROD
O.H.E. = OVERHEAD ELECTRIC LINE
X = FENCE



--- BUILDING SETBACK LINE
--- DRAINAGE & UTILITY SERVITUDE LINE
--- BUILDING SETBACK LINE & DRAINAGE & UTILITY SERVITUDE
--- RIGHT OF WAY LINE

WOOD SURVEYING, LLC

4770 HWY. 1200
BOYCE, LA. 71409

PHONE: 318-793-8491

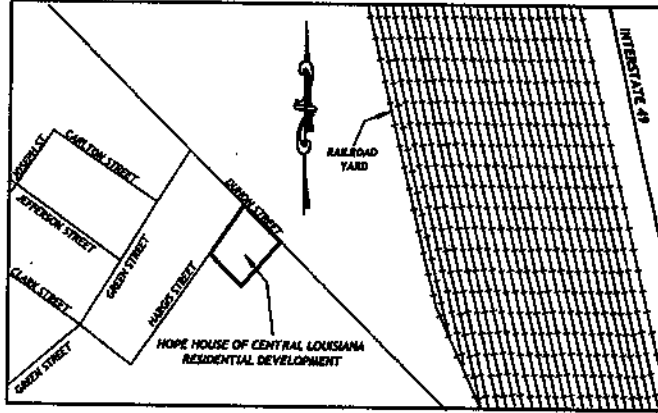
SEPTEMBER 27, 2022
SHEET 2 of 2

Private

HOPE HOUSE OF CENTRAL LOUISIANA RESIDENTIAL DEVELOPMENT (LOTS 1 - 12, 13-A & 13-B)

Plat Book
38 p 11

BEING THE LOVETT ESTATE LOCATED IN LOTS 14 & 15 OF THE SUBDIVISION OF
WILLOW GLEN PLANTATION, SECTION 1, ALL SITUATED IN SECTION 45,
TOWNSHIP 3 NORTH, RANGE 1 WEST, LOUISIANA MERIDIAN,
SOUTHWESTERN LAND DISTRICT, RAPIDES PARISH, LOUISIANA



VICINITY MAP
NOT TO SCALE

W. AARON WOOD
LICENSE NO. 6120
PROFESSIONAL
LAND SURVEYOR

SURVEY REFERENCES:

- FILING PLAT BY H. J. DAGRE FOR THE SUBDIVISION OF WILLOW GLEN PLANTATION, DATED JUNE 1917, RECORDED IN PLAT BOOK 2, PAGE 110, RECORDS OF RAPIDES PARISH CLERK OF COURT,
- PLAT OF SURVEY BY FRANK L. WILLIS FOR NICOLE COLEMAN, DATED NOVEMBER 22, 2010,
- PLAT OF SURVEY BY MATTHEW E. PHILLIPS FOR INNER CITY REVITALIZATION, DATED OCTOBER 13, 2021

SOILS NOTE:

PORTIONS OF THIS PROPERTY MAY CONTAIN SOILS WHICH REQUIRE ADDITIONAL REINFORCING CONSIDERATIONS. THIS PLAT DOES NOT REPRESENT SOIL ANALYSIS. BUILDER SHOULD OBTAIN SOIL BORINGS.

RIGHT OF WAY / SERVITUDE DEDICATION:

ON THIS THE 28th DAY OF September, 2022, BEFORE ME, THE UNDERSIGNED NOTARY PUBLIC AND THE UNDERSIGNED COMPETENT WITNESSES, PERSONALLY CAME AND APPEARED EVELYN JONES, PRESIDENT OF HOPE HOUSE OF CENTRAL LOUISIANA, WHO DECLARED THAT SHE REPRESENTS THE OWNERS OF THE TRACT OF LAND SHOWN HEREON, AND SHE DOES HEREBY DEDICATE AND APPROPRIATE FOR PUBLIC USE, THE RIGHTS OF WAYS AND SERVITUDES SHOWN HEREON AS OUTLINED, FOR THE CONSTRUCTION, INSTALLATION AND MAINTENANCE OF STREETS, UTILITIES AND DRAINAGE IMPROVEMENTS FOR THE PERPETUAL USE BY THE PUBLIC.

FLOOD NOTE:

- HOPE HOUSE OF CENTRAL LOUISIANA RESIDENTIAL DEVELOPMENT IS LOCATED IN ZONE "X" PER THE F.E.M.A. FLOOD INSURANCE RATE MAPS FOR CITY OF ALEXANDRIA, COMMUNITY - PANEL NO. 220148 0016 F, DATED SEPTEMBER 3, 1997.

NOTES:

- THE DEVELOPMENT OF EACH LOT INDICATED HEREIN SHALL BE IN ACCORDANCE WITH THE BUILDING RESTRICTIONS AND PROTECTIVE COVENANTS RECORDED IN CONVEYANCE BOOK _____ PAGE _____ RECORDS OF RAPIDES PARISH, LOUISIANA.
- NO TREES, SHRUBS OR PLANTS SHALL BE PLANTED, NOR SHALL ANY BUILDINGS, FENCES OR OTHER IMPROVEMENTS BE CONSTRUCTED OR INSTALLED WITHIN OR OVER ANY SERVITUDE SO AS TO PREVENT OR UNREASONABLY INTERFERE WITH ANY PURPOSE FOR WHICH THE SERVITUDE WAS GRANTED.
- A SEARCH OF PUBLIC RECORDS FOR EXISTING RIGHTS OF WAYS AND SERVITUDES WHICH MAY AFFECT TITLE TO THE PROPERTY HEREIN SURVEYED, WAS NEITHER REQUESTED NOR MADE.
- NO SEARCH WAS CONDUCTED FOR UNDERGROUND UTILITY OR DRAINAGE LINES.

HOPE HOUSE OF CENTRAL LOUISIANA

BY: Evelyn Jones 9/28/22
EVELYN JONES DATE
PRESIDENT

Jandy Ray 9/28/22
WITNESS DATE

Peggy Wilson 9/28/22
WITNESS DATE

[Signature]
NOTARY PUBLIC DATE

SURVEYOR'S CERTIFICATION:

I HEREBY CERTIFY THAT THIS PLAT CONFORMS TO THE REQUIREMENTS OF L.R.S. 33: 6061 AND THE SUBDIVISION REGULATIONS AND LAWS OF THE PARISH OF RAPIDES, STATE OF LOUISIANA, THAT THE HEREIN PLAT IS BASED ON AN ACTUAL SURVEY DONE BY ME OR UNDER MY DIRECT SUPERVISION, THAT THE CORNERS INDICATED HEREIN HAVE BEEN MARKED AND MONUMENTED IN THE FIELD AND THAT THIS PLAT AND THE SURVEY ON WHICH IT IS BASED MEET THE CURRENT STANDARDS OF PRACTICE FOR PROPERTY BOUNDARY SURVEYS AS FOUND IN LOUISIANA ADMINISTRATIVE CODE, TITLE 46, LXI, CHAPTER 29, FOR CLASS "C" SURVEYS.

W. Aaron Wood 9-27-2022
W. AARON WOOD DATE
LA. LICENSE NO. 6120

APPROVED AND ACCEPTED BY:

CITY OF ALEXANDRIA
[Signature] 10-25-22
EVELYN W. HALL, MAYOR DATE

CITY OF ALEXANDRIA, PLANNING DIVISION
[Signature] 10-24-22
EVELYN G. EMBILLION, DIRECTOR OF PLANNING DATE

ORDINANCE NO.

AN ORDINANCE AUTHORIZING THE MAYOR TO ACCEPT THE STREET AND DRAINAGE IMPROVEMENTS FOR ADRIENNE DRIVE OF THE HOPE HOUSE OF CENTRAL LOUISIANA RESIDENTIAL DEVELOPMENT SUBDIVISION AND OTHER MATTERS WITH RESPECT THERETO.

SECTION I: BE IT ORDAINED by the Council of the City of Alexandria, Louisiana, in legal session convened, that the Council hereby authorizes the mayor to accept the street and drainage improvements for Adrienne Drive of the Hope House of Central Louisiana Residential Development Subdivision.

SECTION II: BE IT FURTHER ORDAINED, etc., that this ordinance shall become effective upon signature by the Mayor; or, if not signed or vetoed by the Mayor, upon expiration of the time for ordinances to become law without signature by the Mayor.

SECTION III: BE IT FURTHER ORDAINED, etc., that if any provision or item of this ordinance or the application thereof is held invalid, such invalidity shall not affect other provisions, items or applications of this ordinance which can be given effect without the invalid provisions, items, or applications, and to this end the provisions of this ordinance or hereby declared severable.

SECTION IV: BE IT FURTHER ORDAINED, etc., that all ordinances or parts of ordinances in conflict herewith are hereby repealed.

THIS ORDINANCE was introduced on the 25th day of February, 2025.

NOTICE PUBLISHED on the 28th day of February, 2025.

THIS ORDINANCE having been submitted in writing, introduced and published, was then submitted to a final vote as a whole, the vote thereon being as follows:

YEAS:

NAYS:

ABSENT:

AND THE ORDINANCE was declared adopted on this the _____ day of February, 2025 and final publication was made in the Alexandria Daily Town Talk on the _____ day of February 2025.

CITY CLERK

PRESIDENT

MAYOR'S APPROVAL/VETO

Introduction of an ordinance authorizing the mayor to execute the Entity State Agreement for the Capital Improvement Metropolitan Planning Organization Project, Masonic Drive, Texas Avenue to Lee Street.



AGENDA ITEM FACT SHEET

*This fact sheet is the basis for a decision by the City Council.
Please insure that the information is clear, concise and current.*

Division/Department: Planning/Engineering

Date: 13 February 2025

Title: Ordinance Authorizing the Mayor to execute Entity-State Agreement for MPO/
CIP Project -- Masonic Drive - Texas Ave to Lee St

Explanation of Proposal:

Additional Information Attached

The City Engineer's Office is in receipt of the Entity-State Agreement for the Capital Improvement /Metropolitan Planning Organization project -- Masonic Drive - Texas Ave to Lee St.

This agreement assigns roles and responsibilities for the various stages of the plan development and construction of the project.

Additional fact sheets to be submitted to council for consideration once the plans have been finished for advertising and receiving bids for construction.

Budget:

Neutral

Within Existing

Requires Amendment

Account Number: TBD

Expense Amount: N/A

Account Line Item: TBD

Remaining Amount: TBD

Authorization:

1. Mayor

4. Finance Director

2. Chief Operating Officer

5. Division Director

3. City Attorney

6. Department Head

7. Purchasing Agent

Council Staff

Form

Information:

Sufficient

Review:

Content

Insufficient

Remarks:

2025 FEB 13 PM 4:13
CITY COUNCIL

2

STATE OF LOUISIANA
LOUISIANA DEPARTMENT OF TRANSPORTATION AND DEVELOPMENT

ENTITY/STATE AGREEMENT
STATE PROJECT NO. H.016252
FEDERAL AID PROJECT NO. H016252
MASONIC DRIVE: TEXAS AVE - LEE ST
RAPIDES PARISH

THIS AGREEMENT is made and executed on this _____ day of _____, 20_____, by and between the **Louisiana Department of Transportation and Development**, through its Secretary, hereinafter referred to as "DOTD," and **City of Alexandria**, a political subdivision of the State of Louisiana, hereinafter referred to as "Entity."

WITNESSETH: That the parties hereto agree as follows:

WHEREAS, the Entity and DOTD desire to cooperate in the financing and delivery of the Project as described herein; and

WHEREAS, the Entity understands that funding for this project is not a grant, but reimbursement/disbursement of eligible expenditures as provided herein; and

WHEREAS, if applicable, the Project is part of a Transportation Improvements Program ("TIP"), serving to implement the area-wide transportation plan held currently valid by appropriate local officials and the Metropolitan Planning Organization ("MPO"), and developed as required by Section 134 of Title 23, U.S.C.; and

WHEREAS, the Entity grants access within the project limits to DOTD and all necessary parties required to complete the project; and

WHEREAS, DOTD is agreeable to the implementation of the Project and desires to cooperate with the Entity as hereinafter provided; and

WHEREAS, the Entity is required to attend the mandatory Qualification Core Training and adhere to the Local Public Agency ("LPA") Manual; and

Entity/State Agreement
S.P. No. H.016252
F.A.P. No. H016252
Masonic Drive: Texas Ave -- Lee St
Rapides Parish
Page 2 of 22

NOW, THEREFORE, in consideration of the premises and mutual dependent covenants herein contained, the parties hereto agree as follows:

The foregoing recitals are hereby incorporated by reference into this agreement.

ARTICLE I: PROJECT DESCRIPTION

The improvement, hereinafter referred to as "Project," that is to be undertaken under this Agreement is to convert Masonic Drive from Texas Avenue to Lee Street from the existing four-lane to three-lanes with two travel lanes, center turn lane and two dedicated bicycle lanes, in Alexandria, Rapides Parish, Louisiana.

For purposes of identification and record keeping, State and Federal Aid Project Numbers have been assigned to this Project as follows: **State Project No. H.016252 and Federal Aid Project No. H016252**. All correspondence and other documents pertaining to this project shall be identified with these project numbers.

The table below defines who will perform the work involved with each item listed in their respective articles, either directly with in-house staff or through a consultant or contractor. This table does not address funding.

THE REMAINDER OF THIS PAGE IS INTENTIONALLY LEFT BLANK

Responsibility Table Roadway Control Section 000-40			
	Entity	DOTD	Comments
Roadway Owner	Yes	No	
Environmental Process	Yes	No	Depending on type of environmental document, DOTD may prepare.
Pre-Construction Engineering	Yes	No	
Rights-of-Way			
Appraisal/Valuation Services	Yes	No	
Appraisal Review	Yes	No	
Acquisition/Relocation Services	Yes	No	
Other Right of Way Services	Yes	No	
Permits Necessary for Project	Yes	No	
Utility Agreements (Clearance/Relocation)	Yes	No	
Utility Permits	Yes	No	
Construction	Yes	No	
Construction Engineering Administration and Inspection	Yes	No	
Construction Engineering Testing	Yes	No	
Non-Infrastructure Enhancements	Yes	No	

ARTICLE II: FUNDING

Except for services hereinafter specifically listed to be furnished solely at DOTD's expense or solely at the Entity's expense, the cost of this Project will be a joint participation between DOTD and the Entity, with DOTD or the Entity contributing the local match of the participating approved project Stage/Phase and the Federal Highway Administration, hereinafter referred to as "FHWA," contributing Federal Funds through DOTD, as shown in the Funding Table. The Entity does, however, reserve the right to incorporate items of work into the construction contract not eligible for State or Federal participation if it so desires and at its own cost subject to prior DOTD and/or Federal approval.

Funding Table ¹ Roadway Control Section 000-40			
Method of Payment	Disbursement		
	Percentage Funded By Entity	Percentage Funded By DOTD	Comments
Environmental Process	100%	0%	
Pre-Construction Engineering	100%	0%	
Rights-of-Way			
Appraisal/Valuation Services	100%	0%	
Appraisal Review	100%	0%	
Acquisition/Relocation Services	100%	0%	
Other Right of Way Services	100%	0%	
Permits Necessary for Project	100%	0%	
Utility Agreements (Clearance/Relocation) ²	100%	0%	
Utility Permits	100%	0%	
Construction	20%	80%	80% Federal (STP50-200K)
Construction Engineering and Inspection	100%	0%	
Construction Engineering Testing	100%	0%	
Non-Infrastructure Enhancements	100%	0%	

¹Percentages are to be applied to the amount shown in the most current approved Transportation Improvement Program ("TIP"), including subsequent modifications and amendments. If in a non-MPO area, a Funding Commitment Letter will be used to identify the available funds.

²Includes railroads.

The estimated percentage paid by the Entity, as shown in the Funding Table, is required to be remitted to DOTD prior to advertisement or commencement of any Stage/Phase for which DOTD is designated as being responsible, as per the Responsibility Table.

In addition, if DOTD manages a contract for an off-system (i.e., locally owned) route, the Entity will, in advance of DOTD entering into any contract for any Stage/Phase, be required to pay for DOTD's indirect costs associated with the administration of that contract, in proportion to the local share of the contract, as specified in the Funding Table. The amount of indirect costs will be calculated based on DOTD's most current Federally approved administrative cost rate, which shall be applied to the cost of the contract. Entity may request in writing from the DOTD Project Manager an exemption from the obligation to pay a share of DOTD's indirect costs.

For construction contracts, the Entity will be required to pay 1.2 times the amount described in the above paragraphs, with the additional amount to be held in reserve for change orders and claims. In the event the actual cost of the contract exceeds the preliminary cost estimate, the Entity shall reimburse DOTD in an amount equal to the matching funds of the actual final cost in excess of said preliminary cost estimate, which shall be payable within thirty (30) days of receipt of an invoice for same from DOTD. In the event that the actual cost of the contract is less than the said preliminary cost estimate (and the amount held in reserve, as applicable), DOTD shall return to Entity funds in excess of the amount required in proportionate matching funds, based on actual cost incurred, as provided in the Funding Table.

Regarding services for which the Entity is designated as being responsible, as per the Responsibility Table, and which will receive Federal funding, as per the Funding Table, the Entity agrees it will not incur or expend any funds or provide a written Notice To Proceed ("NTP") to any consultant or contractor prior to written notification from DOTD that they can begin work. Any costs incurred prior to such notification will not be compensable.

If Federal funding is indicated for a Stage/Phase for which the Entity is designated as being responsible and the *disbursement* method is chosen, as per the Funding Table, DOTD will pay to the Entity monthly the correct Federal ratio of the approved project costs after the Entity has rendered such invoices. The invoices shall be submitted with a DOTD Cost Disbursement Certification, executed by the properly designated Entity official. The Entity is required to tender payment for the invoiced cost to the vendor promptly upon receipt of each disbursement of funds. Within sixty (60) days from receipt of payment from DOTD, Entity shall provide proof to DOTD of said payment to vendor.

If Federal funding is indicated for a Stage/Phase for which the Entity is designated as being responsible and the *reimbursement* method is chosen, as per the Funding Table, the Entity will submit an invoice monthly to DOTD with a copy of the cancelled check, in accordance

Entity/State Agreement
S.P. No. H.016252
F.A.P. No. H016252
Masonic Drive: Texas Ave – Lee St
Rapides Parish
Page 6 of 22

with DOTD's standards and methods. Upon receipt of each invoice, DOTD will reimburse the percentage shown in the Funding Table within thirty (30) days of determining it is correct. The Entity must bill within sixty (60) days of the incurrence of expense or receive a written waiver from its project manager extending the time of submittal.

All charges shall be subject to verification, adjustment, and/or settlement by DOTD's Audit Section. Before final payment is recommended by DOTD, all supporting documentation shall conform to DOTD policies and procedures. In the event of the Entity's noncompliance with applicable requirements, DOTD has the authority to impose such contract sanctions as it, or FHWA, may determine to be appropriate, including but not limited to withholding of payments to the Entity until the Entity complies with all requirements.

The Entity shall submit all final billings for all Stage/Phases of work within ninety (90) days after completion of the period of performance of this agreement. Failure to submit these billings within the specified ninety- (90-) day period shall result in the Project being closed on previously billed amounts and any unbilled cost shall be the responsibility of the Entity. The Entity shall reimburse DOTD any and all amounts for services which are cited by DOTD as being noncompliant with Federal/State laws and/or regulations. The cited amounts which are reimbursed by the Entity will be returned to the Entity upon clearance of the citation(s).

Should the Entity fail to reimburse DOTD the cited amounts within thirty (30) days after notification, all future payment requests from the Entity will be held until the cited amounts are exceeded, at which time only the amount over the cited amounts will be released for payment. Additionally, future Local Public Agency ("LPA") projects for the Entity may not be approved until such time as the cited amount is reimbursed to DOTD.

In the event of the Entity's failure to timely prepare and subject in the manner specified, any documentation with back up documentation required for project close-out, including, but not limited to Final estimates, Summary of Samples and Test Results Form ("Form 2059"), et cetera, DOTD will withhold a portion of or the entire payment to the Entity until the Entity submits the required project close-out documentation with backup documentation.

ARTICLE III: PROJECT RESPONSIBLE CHARGE

23 CFR 635.105 requires a full-time employee of the Entity to be in "Responsible Charge" of the Project for the Stages/Phases for which the Entity is designated as being responsible, as per the Responsibility Table. The Entity, at the time of execution of this Agreement, shall complete, if not previously completed, the LPA Responsible Charge Form and submit it to the Project Manager. The Entity is responsible for keeping the form updated and submitting the updated form to the Project Manager. The LPA Responsible Charge need

not be an engineer. DOTD will serve as the Responsible Charge for the construction engineering and inspection portion of the Project on State routes. The LPA Responsible Charge is expected to be accountable for the Project and to be able to perform the following duties and functions:

- Administer inherently governmental project activities, including those dealing with cost, time, adherence to contract requirements, construction quality, and scope of Federal-aid projects;
- Maintain familiarity of day-to-day project operations, including project safety issues;
- Make or participate in decisions about changed conditions or scope changes that require change orders or supplemental agreements;
- Visit and review the Project on a frequency that is commensurate with the magnitude and complexity of the Project;
- Review financial processes, transactions, and documentation to ensure that safeguards are in place to minimize fraud, waste, and abuse;
- Direct project staff, agency or consultant, to carry out project administration and contract oversight, including proper documentation;
- Be aware of the qualifications, assignments, and on-the-job performance of the agency and consultant staff at all Stage/Phases of the Project; and
- Review QA/QC forms, Constructability/Biddability Review form, and all other current DOTD quality assurance documents.

The above duties do not restrict an Entity's organizational authority over the LPA Responsible Charge or preclude sharing of these duties and functions among a number of public Entity employees. It does not preclude one employee from having responsible charge of several projects and directing project managers assigned to specific projects.

In accordance with 23 CFR 635.105, DOTD will provide a person in "responsible charge" that is a full-time employed State engineer for Stages/Phases for which DOTD is designated as being responsible, as per the Responsibility Table. For Stages/Phases for which DOTD is designated as being responsible, as per the Responsibility Table, the Entity will also provide an LPA Responsible Charge, but that person will have the following modified duties:

- Act as primary point of contact for the Entity with DOTD;
- Participate in decisions regarding cost, time and scope of the Project, including changed/unforeseen conditions or scope changes that require change orders or supplemental agreements;
- Visit and review the Project on a frequency that is appropriate in light of the magnitude and complexity of the Project, or as determined by the DOTD Responsible Charge;
- Provide assistance or clarification to DOTD and its consultants, as requested;
- Attend project meetings as determined by the DOTD Responsible Charge, and attend the Project's "Final Inspection";
- Be aware of the qualifications, assignments, and on-the-job performance of the agency and consultant staff at all Stage/Phases of the Project as requested by the DOTD Responsible Charge;
- Review QA/QC forms, Plan Constructability/Biddability Review form, and other current DOTD quality assurance documents as requested by the DOTD Responsible Charge.

ARTICLE IV: PERIOD OF PERFORMANCE

If the Tables indicate that State or Federal funds are used for an authorized Stage/Phase of the project, a period of performance is required for the authorized Stage/Phase. As per 2 CFR 200.309, the Period of Performance is a period when project costs can be incurred, specifically, a project Stage/Phase authorization start and end date. Any additional costs incurred after the end date are not eligible for reimbursement. The Project Manager will send the LPA a Period of Performance written notification which will provide begin and end dates for each authorized project Stage/Phase and any updates associated with the dates.

ARTICLE V: CONSULTANT SELECTION

If the Funding Tables indicate that Federal funds are used for a Stage/Phase of the project in which consulting services will be performed, DOTD shall advertise and select a consulting firm for the performance of the services necessary to fulfill the scope of work unless the Entity has a selection process which has been previously approved by FHWA and DOTD for the designated Stage/Phase. Following the selection of the consulting firm by DOTD, if applicable, and if the Responsibility Table specifies that the Entity holds the

contract, the Entity shall enter into a contract (prepared by DOTD) with the consulting firm for the performance of all services required for the Stage/Phase. The Entity may make a non-binding recommendation to the DOTD Secretary on the consultant shortlist. If the Entity makes a selection pursuant to its approved procedures, the Entity shall submit to DOTD the draft contract for approval prior to execution. No subconsultants shall be added to the Project without prior approval of the DOTD Consultant Contract Services Administrator. The specified services will be performed by the selected consultant under the direct supervision of the LPA Responsible Charge, who will have charge and control of the Project at all times.

Formal written notification from DOTD of Federal authorization is required prior to the issuance of an NTP by the Entity. Any costs which the Entity expects to be reimbursed prior to such authorization will not be compensable prior to the NTP date or if performed outside of the period of performance of this agreement.

The Entity shall be responsible for any contract costs attributable to the errors or omissions of its consultants or subconsultants.

If DOTD is designated as being responsible to complete the Stage/Phase, as per the Responsibility Table, DOTD will perform the specified services.

As per the Funding Table, if the Entity is responsible for all costs associated with a Stage/Phase, and the Responsibility Table indicates the Entity is the contract holder, the Entity shall either conduct the specified services or advertise and select a consulting firm (if not previously selected) for the performance of services necessary to fulfill the scope of work for the designated Stage/Phase. If a consulting firm is selected, the Entity shall enter into a contract with the selected firm for the performance of the services. The Entity is prohibited from selecting or approving any consultant or subconsultant who is on DOTD's disqualified list or who has been debarred pursuant to LSA-R.S. 48:295.1, *et seq.*

ARTICLE VI: ENVIRONMENTAL PROCESS

If it is specified in the Funding Table, the environmental process is eligible as a project cost.

The Responsibility Table defines whether DOTD or the Entity shall be obligated to complete the work specified in this Article.

The Project will be developed in accordance with the National Environmental Policy Act ("NEPA"), as amended, and its associated regulations. Additionally, the Project will comply with all applicable State and Federal laws, regulations, rules, and guidelines, in particular 23 CFR Parts 771, 772, and 774, along with the latest version of DOTD's "Stage/Phase 1: Manual of Standard Practice" and "Environmental Manual of Standard

Practice.” All Stage/Phase 1 environmental documents and public involvement proposals prepared by or for the Entity shall be developed under these requirements and shall be submitted to DOTD for review and comment prior to submittal to any agency.

ARTICLE VII: PRE-CONSTRUCTION ENGINEERING

If it is specified in the Funding Table, pre-construction engineering is eligible as a project cost.

The Responsibility Table defines whether DOTD or the Entity shall be obligated to complete the work specified in this Article. In the event the Entity is obligated to complete this work and contracts with a third party to perform the work, and DOTD is obligated to complete any subsequent work, DOTD and the Entity agree that any rights the Entity may have to recover from the provider of pre-construction engineering services shall be transferred to DOTD.

The Engineer of Record shall make all necessary surveys, prepare plans, technical specifications and cost estimates, and complete any and all required documentation for the Project in accordance with the applicable requirements of the latest edition of the Louisiana Standard Specifications for Roads and Bridges, applicable requirements of 23 CFR Part 630 (“Preconstruction Procedures”), and the following specific requirements:

The design standards shall comply with the criteria prescribed in 23 CFR Part 625 (“Design Standards for Highways”), and State requirement(s) applicable to the roadway(s) that is/are the subject of this agreement. The format of the plans should conform to the latest standards used by DOTD in the preparation of its contract plans for items of work of similar character. The deliverables must incorporate all applicable *accessibility* codes and all related regulations including, but not limited to: ADAAG, 2010 ADA Standards for Accessible Design, MUTCD, PROWAG, Section 504 of the Rehabilitation Act of 1973, 23 CFR 450, State DOT Regulations, USDOT, 49 CFR Part 37. For information on acronyms, see the LPA Manual located on the DOTD website: (http://wwwsp.dotd.la.gov/Inside_LaDOTD/Divisions/Administration/LPA/Pages/default.aspx).

For projects including lighting systems, the Entity will execute a lighting agreement. The Entity shall also provide DOTD with documentation of the utility/electrical service account in the Entity’s name where projects are built on State rights-of-way.

ARTICLE VIII: RIGHT-OF-WAY APPRAISAL, ACQUISITION AND RELOCATION

If it is specified in the Funding Table, right-of-way services and acquisition are eligible as project costs.

Entity/State Agreement
S.P. No. H.016252
F.A.P. No. H016252
Masonic Drive: Texas Ave – Lee St
Rapides Parish
Page 11 of 22

The Responsibility Table defines whether DOTD or the Entity shall be obligated to complete the work specified in this Article.

If right-of-way is required for this Project, appraisal and acquisition of all real property and property rights required for this Project shall be in accordance with all applicable State and Federal laws, including Title 49 CFR, Part 24 as amended; Title 23 CFR, Part 710 as amended; DOTD's Right-of-Way Manual; DOTD's LPA Right-of-Way Manual; DOTD's Guide to Title Abstracting; and any additional written instructions as given by the DOTD Right-of-Way Section.

Design surveys, right-of-way surveys, and the preparation of right-of-way maps shall be performed in accordance with the requirements specified in the current edition of the "Location & Survey Manual."

The Entity shall sign and submit the LPA Assurance Letter to the DOTD Right-of-Way Section annually. As soon as it is known that the acquisition of right-of-way is required for this Project, the Entity shall contact the DOTD Right-of-Way Section for guidance.

DOTD or the Entity, as per the Responsibility Table, shall ensure that the design of the Project is constrained by the existing right-of-way or the right-of-way acquired for the Project, as shown on the construction plans. When applicable, the Entity will send to the Project Manager a letter certifying that the Project could be built within the right-of-way.

If right-of-way was acquired by the Entity, the letter should also state that the acquisition was performed according to State and Federal guidelines, as mentioned above, and it is understood that liability and any costs incurred due to insufficient right-of-way are the responsibility of the Entity.

ARTICLE IX: TRANSFER AND ACCEPTANCE OF RIGHT-OF-WAY

If the Responsibility Table indicates that parcels of land shall be acquired by DOTD as right-of-way for the Project and if the roadway shall not remain in the State Highway System after completion and acceptance of the Project, these parcels shall be transferred by DOTD, in full ownership, to the Entity, upon the Final Acceptance of the Project by the DOTD Chief Engineer. The consideration for this transfer of ownership is the incorporation of the property and its improvements, if any, into the Entity's road system and the assumption by the Entity of the obligations to maintain and operate the property and its improvements, if any, at its sole cost and expense.

If the Responsibility Table indicates that parcels of land shall be acquired by the Entity as right-of-way for the Project and the roadway shall not remain in the Entity's Highway System after completion and acceptance of the Project, these parcels shall be transferred by the Entity to DOTD, in full ownership, upon final inspection and acceptance of the

Project by the DOTD. The consideration for this transfer of ownership is the incorporation of the property and its improvements, if any, into the State Highway System and the assumption by the State of the obligations to maintain and operate the property and its improvements, if any, at DOTD's sole cost and expense.

Furthermore, both DOTD and the Entity agree to hold harmless and indemnify and defend the other party against any claims of third persons for loss or damage to persons or property resulting from the failure to maintain or to properly sign or provide and maintain signals or other traffic control devices on the property acquired pursuant to this Agreement.

ARTICLE X: PERMITS

The Responsibility Table defines whether DOTD or the Entity shall be obligated to obtain the permits and the approvals necessary for the Project, whether from private or public individuals and pursuant to local, State or Federal rules, regulations, or laws.

ARTICLE XI: UTILITY RELOCATION/RAILROAD COORDINATION

If specified in the Funding Table, companies that have compensable interest and whose utilities must be relocated may be reimbursed relocation costs from project funds.

The responsible party, as defined in the Responsibility Table, shall be obligated to obtain from affected utility companies or railroads all agreements and designs of any required systems or relocations.

When the Entity is responsible for these activities on one or more control sections of the Project, the Entity will be required to submit a Utility Assurance Letter to the DOTD Project Manager prior to the letting of the Project.

If the Entity is the responsible party, then it shall comply with all utility relocation processes as specified in the LPA Manual.

The responsible party, as defined in the Responsibility Table, shall be obligated to issue any permits or otherwise authorize any utility companies or railroads that are relocating into project right-of-way in connection with the Project.

ARTICLE XII: BIDS FOR CONSTRUCTION

DOTD shall prepare construction proposals, advertise for and receive bids for the work, and award the contract to the lowest responsible bidder. Construction contracts will be prepared by DOTD after the award of the contract.

For Entity held contracts, DOTD will advertise and receive bids for the work in accordance with DOTD's standard procedures. All such bids will be properly tabulated, extended, and summarized to determine the official low bidder. DOTD will then submit copies of the official bid tabulations to the Entity for review and comment, while DOTD will concurrently analyze the bids. The award of the contract shall comply with all applicable State and Federal laws and the latest edition of the Louisiana Standard Specifications for Roads and Bridges. The Entity will be notified when the official low bid is greater than the estimated construction costs. When a decision is made to award the contract, the contract will be awarded by DOTD on behalf of the Entity following concurrence by the Federal Highway Administration ("FHWA") and the Entity. DOTD will transmit the construction contract to the Entity for its further handling toward execution. The Entity will be responsible for construction contract recordation with the Clerk of Court in the Project's parish. A receipt of filing shall be sent to the DOTD Financial Services Section. DOTD will, at the proper time, inform the Entity in writing to issue to the contractor an official NTP for construction.

ARTICLE XIII: CONSTRUCTION ENGINEERING AND INSPECTION

If it is specified in the Funding Table, construction engineering and inspection is eligible as a project cost.

The Responsibility Table defines whether DOTD or the Entity shall be obligated to complete the work specified in this Article.

If DOTD is obligated to complete the work specified in this Article, DOTD will perform the construction engineering and inspection using funds as specified in the Funding Table. If the Entity is obligated to complete the work specified in this Article, the Entity will either perform the construction engineering and inspection with in-house staff or will hire a consultant to perform the work. If Federal funds are specified in the Funding Table for construction engineering and inspection, the selection of any consultant will be as provided in Article V, above. The construction engineering and inspection must be performed by a professional licensed to perform the type of work being performed.

DOTD will assign a representative from a District Office to serve as the District Project Coordinator during project construction. The District Project Coordinator will make intermittent trips to the construction site to ensure that the construction contractor is following established construction procedures and that applicable Federal and State requirements are being enforced. The District Project Coordinator will advise the LPA Responsible Charge of any discrepancies noted. Failure to comply with such directives will result in the withholding of Federal funds by DOTD until corrective measures are taken by the Entity.

Except where a deviation has been mutually agreed to in writing by both DOTD and the Entity, the following specific requirements shall apply:

1. When it is stipulated in the latest edition of the Louisiana Standard Specifications for Roads and Bridges that approval by the Project Engineer or DOTD is required for equipment and/or construction procedures, such approval must be obtained through the DOTD Construction Section. All DOTD policies and procedures for obtaining such approval shall be followed.
2. All construction inspection personnel utilized by the Entity and/or the Entity's consultant must meet the same qualifications required of DOTD construction personnel. When certification in a specific area is required, these personnel must meet the certification requirements of DOTD. Construction inspection personnel shall be responsible for ensuring conformity with the plans and specifications.
3. All construction procedures must be in accordance with DOTD guidelines and policies established by the latest editions of the Construction Contract Administration Manual, the Engineering Directives and Standard Manual ("EDSM"), and any applicable memoranda. DOTD shall make these documents available to the Entity for use by project personnel.
4. Construction documentation shall be performed in HeadLight, and estimates and change orders in Site Manager by the Entity or the Entity's consultant. All documentation of pay quantities must conform to the requirements of DOTD as outlined in the Construction Contract Administration Manual, latest edition. DOTD shall make these documents available to the Entity for use by project personnel.
5. Quality assurance personnel must follow appropriate quality assurance manuals for all materials to be tested and ensure that proper sampling and testing methods are used. Sampling shall be done in accordance with DOTD's Sampling Manual or as directed by DOTD through HeadLight Materials and Site Manager Materials.
6. If the Entity is obligated to perform testing, as per the Responsibility Table, the Entity will be responsible for all costs associated with the material testing, and any utilized laboratory must be accredited and approved by DOTD. Approved accreditation companies are listed on the Materials Lab website. DOTD may, in its sole discretion, if appropriate and if requested by the Entity, perform testing at its Material Testing lab.
7. All laboratory personnel utilized by the Entity and/or the Entity's consultant

must meet the same qualifications required of DOTD laboratory personnel. When certification in a specific area is required, these personnel must meet the certification requirements of DOTD.

8. The Entity or the Entity's consultant shall prepare and submit the final records to DOTD within a maximum of thirty (30) days from the date of recordation of the acceptance of the project for projects under \$2 million, and within a maximum of sixty (60) days for projects over \$2 million.

The Consultant and/or the Entity shall be required to comply with all parts of this section while performing duties as Project Engineer.

ARTICLE XIV: SUBCONTRACTING

Any subcontracting performed under this Project with State or Federal funds, either by consulting engineers engaged by the Entity or the construction contractor, must have the prior written consent of DOTD. In the event the consultant or contractor elects to sublet any of the services required under this contract, it must take affirmative steps to utilize Disadvantaged Business Enterprises ("DBE") as sources of supplies, equipment, construction, and services. Affirmative steps shall include the following:

- a) Including qualified DBE on solicitation lists;
- b) Assuring that DBE are solicited whenever they are potential sources;
- c) When economically feasible, dividing total requirements into smaller tasks or quantities so as to permit maximum DBE participation;
- d) Where the requirement permits, establishing delivery schedules which will encourage participation by DBE; and/or
- e) Using the services and assistance of the Office of Disadvantaged Business Enterprise of the Department of Commerce and the Community Services Administration as required.

In addition, the Contractor is encouraged to procure goods and services from labor surplus areas.

ARTICLE XV: DBE REQUIREMENTS

It is the policy of DOTD that it shall not discriminate on the basis of race, color, national origin, or gender in the award of any United States Department of Transportation ("US DOT") financially assisted contracts or in the administration of its DBE program or the

requirements of 49 CFR Part 26. Entity agrees to ensure that DBEs, as defined in 49 CFR Part 26, have a reasonable opportunity to participate in the performance of work under this agreement, and in any contracts related to this agreement. In this regard, Entity shall take all necessary and reasonable steps in accordance with 49 CFR Part 26 to ensure that DBEs have a reasonable opportunity to compete for and perform services relating to this agreement. Furthermore, Entity shall not discriminate on the basis of race, color, national origin, or sex in the performance of this agreement. Entity shall carry out applicable requirements of 49 CFR Part 26 in the performance and administration of this agreement and any related contracts.

The Entity or its consultant agrees to ensure that the "Required Contract Provisions for DBE Participation in Federal Aid Construction Contracts" are adhered to for the duration of this Project. These contract provisions shall apply to any project with a DBE goal and must be included in the requirements of any contract or subcontract. Failure to carry out the requirements set forth shall constitute a breach of this agreement and, after notification by DOTD, may result in DOTD withholding funds, termination of this agreement by DOTD, or other such remedy as DOTD deems appropriate.

If a DBE is subcontracted to perform services in connection with this agreement, Entity shall provide to DOTD a copy of the contracts between Entity, the prime contractor/consultant, and the DBE. Further, Entity will ensure that any contracts between its contractors/consultants and any DBE will require that the prime contractor/consultant pay the DBE in full for services satisfactorily performed, and such payment shall be made within thirty (30) calendar days of receipt of payment for those services by the prime contractor/consultant.

Regardless of whether or not a DBE goal has been assigned to this agreement, Entity, its employees, and its agents shall comply with all requirements of 2 CFR 200.321 regarding minority- and women-owned business enterprises.

Failure to carry out the above requirements shall constitute a breach of this agreement. After proper notification by DOTD, immediate remedial action shall be taken by Entity as deemed appropriate by DOTD or the agreement may be terminated. The option shall rest with DOTD.

The above requirements shall be included in all contracts and/or subcontracts entered into by the Entity or its contractor/consultant.

ARTICLE XVI: DIRECT AND INDIRECT COSTS

Any DOTD direct or indirect costs associated with this Project may be charged to this Project.

If the Entity is indicated in the Responsibility Table as being responsible for a Stage/Phase, the Entity may be eligible for reimbursement of direct and/or indirect costs incurred related to administration of the contract for such Stage/Phase. Per 2 CFR 200, an Entity must establish and maintain effective internal controls over Federal award to provide reasonable assurance that awards are being managed in compliance with Federal laws and regulations. The Entity must verify this to DOTD by completing all necessary steps in order to obtain a subrecipient risk assessment from DOTD. The Entity's failure to comply with these requirements may result in Agreement termination.

As per 2 CFR 200, the Entity may receive indirect costs if it has a financial tracking system that can track direct costs incurred by the project. An Entity that has never received a negotiated indirect cost rate may elect to charge a de minimis rate of ten (10%) percent of modified total direct costs as per 2 CFR 200.68 Modified Total Direct Cost ("MTDC"). If chosen, this methodology, once elected, must be used consistently for all Federal awards until such time as the Entity chooses to negotiate for a rate, which the Entity may apply to do at any time.

Allowable Direct and Indirect Costs: Determination of allowable direct and indirect costs will be made in accordance with the applicable Federal cost principles, e.g., 2 CFR Part 200 Subpart E.

Disallowed Direct and Indirect Costs: Those charges determined to not be allowed in accordance with the applicable Federal cost principles or other conditions contained in this Agreement.

ARTICLE XVII: RECORD RETENTION

The Entity and all others employed by it in connection with this Project shall maintain all books, documents, papers, accounting records, and other evidence pertaining to this Project, including all records pertaining to costs incurred relative to the contracts initiated due to their participation Stage/Phases for this Project, and shall keep such material available at its offices at all reasonable times during the contract period and for five (5) years from the date of final payment under the Project for inspection by DOTD and/or the Legislative Auditor, the FHWA, or any authorized representative of the Federal Government under State and Federal Regulations, effective as of the date of this Agreement, and copies thereof shall be furnished if requested. If documents are not produced, the Entity will be required to refund the Federal Funds.

For all Stage/Phases for which the Entity is designated as being responsible, as per the Responsibility Table, the final invoice and audit shall be delivered to DOTD.

Record retention may extend beyond five (5) years if any of the following apply:

- a) If any litigation, claim, or audit is started before the expiration of the five- (5-) year period, the records must be retained until all litigation, claims, or audit findings involving the records have been resolved and final action taken;
- b) When the Entity is notified in writing by the FHWA, cognizant agency for audit, oversight agency for audit, cognizant agency for indirect costs, or pass-through Entity to extend the retention period; and/or
- c) Records for real property and equipment acquired with Federal funds must be retained for three (3) years after final disposition.

ARTICLE XVIII: CANCELLATION

The terms of this Agreement shall be binding upon the parties hereto until the work has been completed and accepted and all payments required to be made have been made; however, this Agreement may be terminated under any or all of the following conditions:

1. By mutual agreement and consent of the parties hereto;
2. By the Entity should it desire to cancel the Project prior to the receipt of bids, provided any State/Federal costs that have been incurred for the development of the Project shall be repaid by the Entity;
3. By DOTD due to the withdrawal, reduction, or unavailability of State or Federal funding for the Project;
4. By DOTD due to failure by the Entity to progress the Project forward or follow the specific program guidelines (link found on the LPA website). The Program Manager will provide the Entity with written notice specifying such failure. If within sixty (60) days after receipt of such notice the Entity has not either corrected such failure, or in the event it cannot be corrected within sixty (60) days, begun in good faith to correct said failure and thereafter proceeded diligently to complete such correction, then DOTD shall terminate the Agreement on the date specified in such notice. Any State/Federal costs that have been incurred for the development of the Project shall be repaid by the Entity to DOTD. The Entity may be deemed ineligible for other LPA projects for a minimum of twelve (12) months or until any repayment is rendered;
5. If the project has not progressed to construction within the time periods provided under applicable Federal law, the Project will be cancelled and all expended Federal funds must be refunded to DOTD; and/or

6. Failure to comply with the requirements of State or Federal law, including 2 CFR 200 and Title 23 of the U.S. Code.

ARTICLE XIX: COMPLIANCE WITH CIVIL RIGHTS

The parties agree to abide by the requirements of the following, as applicable: Titles VI and VII of the Civil Rights Act of 1964, as amended; the Equal Opportunity Act of 1972, as amended; Federal Executive Order 11246, as amended; the Rehabilitation Act of 1973, as amended; the Vietnam Era Veterans' Readjustment Assistance Act of 1974; Title IX of the Education Amendments of 1972; the Age Discrimination Act of 1975; the Americans with Disabilities Act of 1990, as amended; and Title II of the Genetic Information Nondiscrimination Act of 2008.

The parties agree not to discriminate in employment practices, and shall render services under the contract without regard to race, color, age, religion, sex, national origin, veteran status, genetic information, political affiliation, disability, or age.

Any act of discrimination committed by the Entity, or failure to comply with these statutory obligations when applicable shall be grounds for termination of this Agreement.

ARTICLE XX: INDEMNIFICATION

The Entity shall indemnify, save harmless and defend DOTD against any and all claims, losses, liabilities, demands, suits, causes of action, damages, and judgments of sums of money growing out of, resulting from, or by reason of any act or omission of the Entity, its agents, servants, independent contractors, or employees while engaged in, about, or in connection with the discharge or performance of the terms of this Agreement. Such indemnification shall include reasonable attorney's fees and court costs. The Entity shall provide and bear the expense of all personal and professional insurance related to its duties arising under this Agreement.

If the Project includes sidewalks, landscaping, shared use paths, lighting, or any other non-roadway enhancement, the Entity shall indemnify, save harmless and defend DOTD against any and all claims, losses, liabilities, demands, suits, causes of action, damages, and judgments of sums of money growing out of the installation and the use of these items. Such indemnification shall include reasonable attorney's fees and court costs. The Entity shall provide and bear the expense of all personal and professional insurance related to its duties arising under this Agreement.

ARTICLE XXI: CONSTRUCTION, FINAL INSPECTION AND MAINTENANCE

Construction– DOTD

In the event DOTD is designated as being responsible to perform Construction, as per the Responsibility Table, the following provisions shall apply:

If **DOTD** is the roadway owner of any control section of the Project, as per the Responsibility Table, then upon the Final Acceptance of the Project by DOTD and delivery of the Final Acceptance to the Entity, DOTD shall assume the ownership and maintenance of the specified improvement at its expense in a manner satisfactory to FHWA. The Final Acceptance shall be recorded by DOTD in the appropriate parish. Before making the final inspection, DOTD shall notify the Entity so that they may have representatives present for such inspection.

If the **Entity** is the roadway owner of any control sections of the Project, as per the Responsibility Table, then upon the Final Acceptance of the Project, the Entity shall assume the ownership and maintenance of the specified improvement at its expense in a manner satisfactory to FHWA. The Final Acceptance shall be provided to DOTD and recorded by DOTD in the appropriate parish. Before making the final inspection, DOTD shall notify Entity so that they may have representatives present for such inspection.

If the Project includes sidewalks, landscaping, shared use paths, lighting, or any other non-roadway enhancement, whether such improvements are located within right-of-way owned by DOTD or the Entity, upon the Final Acceptance of the Project, the Entity shall assume the ownership, maintenance, and operations of all such improvements at its expense in a manner satisfactory to FHWA.

If the Entity is the roadway owner of a control section, as per the Responsibility Table, title to that control section right-of-way shall be vested in the Entity but shall be subject to DOTD and FHWA requirements and regulations concerning abandonment, disposal, encroachments, and/or uses for non-highway purposes.

Construction– Entity

In the event the Entity is designated as being responsible to perform Construction, as per the Responsibility Table, the following provisions shall apply:

If **DOTD** is the roadway owner of any control section of the Project, as per the Responsibility Table, then before making the final inspection, the Entity shall notify DOTD's District Administrator and District Project Coordinator so that they may have representatives present for such inspection. Upon completion and Final Acceptance of the Project, the Entity will adopt a resolution granting a Final

Acceptance to the contractor and record it with the Clerk of Court in the appropriate parish. The receipt of filing from the courthouse must be sent to the DOTD Construction Section. Upon delivery of the Final Acceptance to DOTD, DOTD shall assume the ownership and maintenance of the specified improvement at its expense in a manner satisfactory to FHWA. The Final Acceptance shall be recorded by the Entity in the appropriate parish. Before making the final inspection, the Entity shall notify DOTD so that it may have representatives present for such inspection.

If the Entity is the roadway owner of any control sections of the Project, as per the Responsibility Table, before making the final inspection, the Entity shall notify DOTD's District Administrator and District Project Coordinator so that they may have representatives present for such inspection. Upon completion and Final Acceptance of the Project, the Entity will adopt a resolution granting a Final Acceptance to the contractor and record it with the Clerk of Court in the appropriate parish. The receipt of filing from the courthouse must be sent to the DOTD Construction Section. Upon delivery of the Final Acceptance to DOTD, the Entity shall assume the ownership and maintenance of the specified improvement at its expense in a manner satisfactory to DOTD and FHWA.

If the Project includes sidewalks, landscaping, shared use paths, lighting, or any other non-roadway enhancement, then upon the Final Acceptance of the Project and delivery of the Final Acceptance to DOTD, the Entity shall assume the ownership, maintenance, and operations of all such improvements at its expense in a manner satisfactory to FHWA.

If the Entity is the roadway owner of a control section, as per the Responsibility Table, title to that control section right-of-way shall be vested in the Entity but shall be subject to DOTD and FHWA requirements and regulations concerning abandonment, disposal, encroachments and/or uses for non-highway purposes.

ARTICLE XXII: COMPLIANCE WITH LAWS

The parties shall comply with all applicable Federal, State, and local laws and regulations, including, specifically, the Louisiana Code of Government Ethics (LSA-R.S. 42:1101, *et seq.*), in carrying out the provisions of this Agreement.

ARTICLE XXIII: VENUE

The exclusive venue for any suit arising out of this Agreement shall be in the Nineteenth Judicial District Court for the Parish of East Baton Rouge, State of Louisiana.

THE REMAINDER OF THIS PAGE IS INTENTIONALLY LEFT BLANK

Entity/State Agreement
S.P. No. H.016252
F.A.P. No. H016252
Masonic Drive: Texas Ave - Lee St
Rapides Parish
Page 22 of 22

IN WITNESS THEREOF, the parties have caused these presents to be executed by their respective officers thereunto duly authorized as of the day and year first above written.

CITY OF ALEXANDRIA

BY: _____

Typed or Printed Name

Title

72-6000014
Taxpayer Identification Number

NKLGHTN3TS34
Unique Entity ID Number

20.205
Assistance Listing Number (ALN)

**STATE OF LOUISIANA
DEPARTMENT OF TRANSPORTATION
AND DEVELOPMENT**

BY: _____
Secretary

RECOMMENDED FOR APPROVAL:

BY: _____

ORDINANCE NO.

AN ORDINANCE AUTHORIZING THE MAYOR TO EXECUTE THE ENTITY STATE AGREEMENT FOR THE CAPITAL IMPROVEMENT METROPOLITAN PLANNING ORGANIZATION PROJECT, MASONIC DRIVE, TEXAS AVENUE TO LEE STREET AND OTHER MATTERS WITH RESPECT THERETO.

SECTION I: BE IT ORDAINED by the Council of the City of Alexandria, Louisiana, in legal session convened, that the Council hereby authorizes the mayor to execute the Entity State Agreement for the Capital Improvement Metropolitan Planning Organization Project, Masonic Drive, Texas Avenue to Lee Street.

SECTION II: BE IT FURTHER ORDAINED, etc., that this ordinance shall become effective upon signature by the Mayor; or, if not signed or vetoed by the Mayor, upon expiration of the time for ordinances to become law without signature by the Mayor.

SECTION III: BE IT FURTHER ORDAINED, etc., that if any provision or item of this ordinance or the application thereof is held invalid, such invalidity shall not affect other provisions, items or applications of this ordinance which can be given effect without the invalid provisions, items, or applications, and to this end the provisions of this ordinance or hereby declared severable.

SECTION IV: BE IT FURTHER ORDAINED, etc., that all ordinances or parts of ordinances in conflict herewith are hereby repealed.

THIS ORDINANCE was introduced on the 25th day of February, 2025.

NOTICE PUBLISHED on the 28th day of February, 2025.

THIS ORDINANCE having been submitted in writing, introduced and published, was then submitted to a final vote as a whole, the vote thereon being as follows:

YEAS:

NAYS:

ABSENT:

AND THE ORDINANCE was declared adopted on this the _____ day of February, 2025 and final publication was made in the Alexandria Daily Town Talk on the _____ day of February 2025.

CITY CLERK

PRESIDENT

MAYOR'S APPROVAL/VETO

H. RESOLUTIONS

RESOLUTION ordering and calling a special election to be held in the City of Alexandria, State of Louisiana, to authorize the renewal of a special tax therein, making application to the State Bond Commission in connection therewith, and providing for other matters in connection therewith.



This fact sheet is the basis for a decision by the City Council. Please insure that the information is clear, concise and current.

AGENDA ITEM FACT SHEET

Date: 2-17-2025

TITLE: Introduction of a resolution ordering and calling a special election to be held in the City of Alexandria, State of Louisiana, to authorize the renewal of a special tax therein, making application to the State Bond Commission in connection therewith, and providing for other matters in connection therewith.

EXPLANATION OF PROPOSAL Subject to the approval of the State Bond Commission, and under the authority conferred by the Constitution of the State of Louisiana of 1974, including Article VI, Section 27 thereof, the applicable provisions of the Louisiana Election Code, and other constitutional and statutory authority, a special election is hereby called and ordered to be held in the City on SATURDAY, MAY 3, 2025, between the hours of seven o'clock (7:00) a.m. and eight o'clock (8:00) p.m., in accordance with the provisions of La. R.S. 18:541, and at the said election there shall be submitted to all registered voters qualified and entitled to vote at the said election under the Constitution and laws of this State and the Constitution of the United States, the following proposition, to-wit:

**"PROPOSITION
(CITY MILLAGE RENEWAL)**

Shall the City of Alexandria, State of Louisiana (the "City"), be authorized to continue to levy a special tax of 11.51 mills on the dollar on all the property subject to taxation in the City (an estimated \$5,414,000 reasonably expected at this time to be collected from the levy of the tax for an entire year), for a period of 20 years, beginning with the year 2028 and ending with the year 2047, for the purpose of constructing, acquiring, and improving capital improvement projects, including but not limited to: Sugarhouse Road; Chatlin Outfall Structures; Riverfront and Downtown Capital Projects; City-Owned Infrastructure Improvements; Residential Ditch Closures; Street Improvements & Repairs; and Parks and Recreation Improvement?"

COST/BUDGET

ACCOUNT NUMBER

AMOUNT IN LINE ITEM

AMOUNT OF EXPENSE

TIME DEADLINE:

COUNCIL DISTRICT -

APPROVED BY:

Jim Villard

Charles Fowler

The following resolution was offered by _____ and seconded
by _____:

RESOLUTION

A resolution ordering and calling a special election to be held in the City of Alexandria, State of Louisiana, to authorize the renewal of a special tax therein, making application to the State Bond Commission in connection therewith, and providing for other matters in connection therewith.

BE IT RESOLVED by the City Council of the City of Alexandria, State of Louisiana (the "Governing Authority"), acting as the governing authority of the City of Alexandria, State of Louisiana (the "City"), that:

SECTION 1. Election Call. Subject to the approval of the State Bond Commission, and under the authority conferred by the Constitution of the State of Louisiana of 1974, including Article VI, Section 27 thereof, the applicable provisions of the Louisiana Election Code, and other constitutional and statutory authority, a special election is hereby called and ordered to be held in the City on **SATURDAY, MAY 3, 2025**, between the hours of seven o'clock (7:00) a.m. and eight o'clock (8:00) p.m., in accordance with the provisions of La. R.S. 18:541, and at the said election there shall be submitted to all registered voters qualified and entitled to vote at the said election under the Constitution and laws of this State and the Constitution of the United States, the following proposition, to-wit:

PROPOSITION (CITY MILLAGE RENEWAL)

Shall the City of Alexandria, State of Louisiana (the "City"), be authorized to continue to levy a special tax of 11.51 mills on the dollar on all the property subject to taxation in the City (an estimated \$5,414,000 reasonably expected at this time to be collected from the levy of the tax for an entire year), for a period of 20 years, beginning with the year 2028 and ending with the year 2047, for the purpose of constructing, acquiring, and improving capital improvement projects, including but not limited to:

- Sugarhouse Road
- Riverfront and Downtown Capital Projects
- Chatlin Overflow Structures Project
- City-Owned Infrastructure Improvements
- Residential Ditch Closures
- Street Improvements & Repairs
- Parks and Recreation Improvements?

SECTION 2. Publication of Notice of Election. A Notice of Special Election shall be published in the official journal of the City once a week for four consecutive weeks, with the first publication to be made not less than forty-five (45) days nor more than ninety (90) days prior to the date of the election, which Notice shall be substantially in the form attached hereto as "Exhibit A" and incorporated herein by reference the same as if it were set forth herein in full.

Notwithstanding the foregoing, prior to the publication of the Notice of Election, the President is authorized and directed to make any amendments to the foregoing proposition that may be required to comply with any state or federal regulatory agencies.

SECTION 3. Canvass. This Governing Authority shall meet at its regular meeting place, the City Council Chambers, 1st Floor City Hall, 915 Third Street, Alexandria, Louisiana, on **TUESDAY, MAY 27, 2025**, at 5:00 P.M., and shall then and there in open and public session proceed to examine and canvass the returns and declare the result of the said special election.

SECTION 4. Polling Places. The polling places for the precincts set forth in the aforesaid Notice of Special Election are hereby designated as the polling places at which to hold the said election, and the Commissioners-in-Charge and Commissioners, respectively, will be the same persons as those designated in accordance with law.

SECTION 5. Election Commissioners; Voting Machines. The officers designated to serve as Commissioners-in-Charge and Commissioners pursuant to Section 4 hereof, or such substitutes therefor as may be selected and designated in accordance with La. R.S. 18:1287, shall hold the said special election as herein provided, and shall make due returns of said election for the meeting of the Governing Authority to be held as provided in Section 3 hereof. All registered voters in the City will be entitled to vote at the special election, and voting machines shall be used.

SECTION 6. Authorization of Officers. The Clerk of the City is hereby empowered, authorized and directed to arrange for and to furnish to said election officers in ample time for the holding of said election, the necessary equipment, forms and other paraphernalia essential to the proper holding of said election and the President and/or Clerk of the City are further authorized, empowered and directed to take any and all further action required by State and/or Federal law to arrange for the election.

SECTION 7. Furnishing Election Call to Election Officials. Certified copies of this resolution shall be forwarded to the Secretary of State, the Clerk of Court and *Ex-Officio* Parish Custodian of Voting Machines of Rapides Parish and the Registrar of Voters of Rapides Parish, as notification of the special election, in order that each may prepare for said election and perform their respective functions as required by law.

SECTION 8. Application to State Bond Commission. Application is made to the State Bond Commission for consent and authority to hold the special election as herein provided, and in the event said election carries for further consent and authority to continue to levy and collect the special tax provided for therein. A certified copy of this resolution shall be forwarded to the State Bond Commission on behalf of this Governing Authority, together with a letter requesting the prompt consideration and approval of this application.

This resolution having been submitted to a vote, the vote thereon was as follows:

YEAS:

NAYS:

ABSENT:

And the resolution was declared adopted on this, the 25th day of February, 2025.

Clerk

President

NOTICE OF SPECIAL ELECTION

Pursuant to the provisions of a resolution adopted by the City Council of the City of Alexandria, State of Louisiana (the "Governing Authority"), acting as the governing authority of the City of Alexandria, State of Louisiana (the "City"), on February 25, 2025, NOTICE IS HEREBY GIVEN that a special election will be held within the City on **SATURDAY, MAY 3, 2025**, and that at the said election there will be submitted to all registered voters in the City qualified and entitled to vote at the said election under the Constitution and Laws of the State of Louisiana and the Constitution of the United States, the following proposition, to-wit:

**PROPOSITION
(CITY MILLAGE RENEWAL)**

Shall the City of Alexandria, State of Louisiana (the "City"), be authorized to continue to levy a special tax of 11.51 mills on the dollar on all the property subject to taxation in the City (an estimated \$5,414,000 reasonably expected at this time to be collected from the levy of the tax for an entire year), for a period of 20 years, beginning with the year 2028 and ending with the year 2047, for the purpose of constructing, acquiring, and improving capital improvement projects, including but not limited to:

- Sugarhouse Road
- Riverfront and Downtown Capital Projects
- Chatlin Overflow Structures Project
- City-Owned Infrastructure Improvements
- Residential Ditch Closures
- Street Improvements & Repairs
- Parks and Recreation Improvements?

The said special election shall be held at the polling places for the following precincts, which polls will open at seven o'clock (7:00) a.m. and close at eight o'clock (8:00) p.m., in accordance with the provisions of La. R.S. 18:541, to wit:

PRECINCTS

- CO1
- C02
- C03
- C04AK
- C04LZ
- C05(PART)
- C06
- C07
- C08
- C09
- C10
- C11A(PART)
- C11B
- C13AK(PART)
- C13LZ(PART)
- C14(PART)

C15(PART)
C17
C18
C19
C20
C21AK(PART)
C21LZ(PART)
C22(PART)
C24(PART)
C25(PART)
C26
C27
C28
C30
C31
C32
C33(PART)
C34(PART)
C35(PART)
C36AK(PART)
C36LZ(PART)
C37A(PART)
C37B(PART)
C38A(PART)
C38B(PART)
C39(PART)
C40
C41(PART)
C42(PART)

The polling places for the precincts set forth above are hereby designated as the polling places at which to hold the said election, and the Commissioners-in-Charge and Commissioners, respectively, shall be those persons designated according to law.

The estimated cost of this election as determined by the Secretary of State based upon the provisions of Chapter 8-A of Title 18 and actual costs of similar elections is \$82,700.

Notice is further given that a portion of the monies collected from the tax described in the Proposition shall be remitted to certain state and statewide retirement systems in the manner required by law.

The said special election will be held in accordance with the applicable provisions of Chapter 5 and Chapter 6-A of Title 18 of the Louisiana Revised Statutes of 1950, as amended, and other constitutional and statutory authority, and the officers appointed to hold the said election, as provided in this Notice of Special Election, or such substitutes therefor as may be selected and designated in accordance with La. R.S. 18:1287, will make due returns thereof to said Governing Authority, and NOTICE IS HEREBY FURTHER GIVEN that the Governing Authority will meet at its regular meeting place, the City Council Chambers, 1st Floor City Hall, 915 Third Street, Alexandria, Louisiana, on **TUESDAY, MAY 27, 2025, at 5:00 P.M.**, and shall then and there in open and public session proceed to examine and canvass the returns and declare the result of the said special election. All registered voters of the City are entitled to vote at said special election and voting machines will be used.

STATE OF LOUISIANA

PARISH OF RAPIDES

I, the undersigned Clerk of the City of Alexandria, State of Louisiana (the "City"), do hereby certify that the foregoing pages constitute a true and correct copy of the proceedings taken by the City Council on February 25, 2025, ordering and calling a special election to be held in the City of Alexandria, State of Louisiana, to authorize the renewal of a special tax therein, making application to the State Bond Commission, and providing for other matters in connection therewith.

IN FAITH WHEREOF, witness my official signature at Alexandria, Louisiana, on this, the 25th day of February, 2025.

Clerk

RESOLUTION to co-sponsor PFLAG Alexandria Come Out for Health
in March 2025, at Bolton Avenue Community Center.



AGENDA ITEM FACT SHEET

*This fact sheet is the basis for a decision by the City Council.
Please insure that the information is clear, concise and current.*

Division/Department: Community Services

Date: January 30, 2024

Title: Resolution to co-sponsor PFLAG Alexandria Come Out for Health in March, 2025 in Bolton Avenue Community Center.

Explanation of Proposal:

Additional Information Attached

Resolution to co-sponsor PFLAG Alexandria Come Out for Health in March, 2025 in Bolton Avenue Community Center.

In-kind services requested: Use of City Facilities.

Budget:

Neutral

Within Existing

Requires Amendment

Account Number:

Expense Amount:

Account Line Item:

Remaining Amount:

Authorization:

1. Mayor

2. Chief Operating Officer

3. City Attorney

4. Finance Director

5. Division Director

6. Department Head

7. Purchasing Agent

Council Staff

Form

Review:

Content

Information:

Sufficient

Insufficient

Remarks:

RECEIVED

JAN 05 2025

CITY COUNCIL



COMMUNITY PARTNERSHIP REQUEST FORM

Date Submitted: 1/6/2025

FORM A

Section I. Applicant Information and Other Funding Source Attempts.

Name/Organization: PFLAG Alexandria

Address: 3770 Monroe Hwy Ste-C, Mail Box #116, Pineville LA 71360

City: Pineville State: LA Zip: 71360

Phone: 318-201-9226 Fax: _____

Contact Name: Samantha Stanley Contact Email Address: pflagalexandrialala@gmail.com

Non-profit? Yes _____ No. If non-profit, attach copy of IRS exemption letter.

Are you a Governmental Entity? _____ Yes No

Event: 5th Annual Come Out for Health Fair Date of Event: March 8, 2025

Organization's Mission (brief statement):

An organization working to create a more caring, just and affirming community for LGBTQ+ people.

Type of Program/Activity: Describe in two or three sentences.

Fully inclusive family free event to highlight LGBTQ+ health disparities and local resources that promote health & wellness for all.

Identify other event sponsors and the amount (or value, if in-kind) of the funding commitment. (Supporting documentation required.)

Past sponsors: Walmart, Central Louisiana Homeless Coalition, Louisiana Tobacco Free Living, Cleco, Boise Cascade

Identify other attempts to gain funding or support from private, volunteer, or other entities and their responses. (Supporting documentation required.)

Section II. Nature and/or Description of Public Funds or Property Needed.

Amount Requested: none

Property requested: city hall space with approximately 30-35 tables for booths to be set up for resource partners with 2 chairs at each table. Requesting usage of kitchen to prepare breakfast and lunch for guests.

Bolton Avenue Community Center

In-kind service requested: _____

(Attach additional paper if more space is needed.)

Section III. Funding Category and/or Basis for Request.

This section seeks information concerning the basis in law for your request under the limited potentially permissible purposes for the City of Alexandria—which may include athletics; recreational activities; cultural or educational activities, such as collaborations with learning institutions, libraries, concerts, art museums and exhibits; parks and playgrounds; and other leisure time and cultural activities and functions of the city. Economic development and advertising/marketing Alexandria or this region is permitted generally only when the activity brings tourism or business to the area which did not already exist or significantly expands activity already in existence.

Which best applies to your request:

Economic Development Recreation/Athletic Advertise/Market

Use of City Property for Public Benefit

Aid to the Needy

Arts/Cultural Partnership-Endeavor

Educational

IV. Public Purpose and/or Goal of Request.

This section seeks information about whether this event is for a "public purpose," a requirement by the state constitution before any action involving public funds or property can be given or pledged. This means a benefit solely of a private nature—such as to private clubs, organizations, and so forth, not tied to performance of a public need or program—are presumptively disallowed by state law and can subject public officials to criminal sanction. Your request should be tied to open public participation and overall community development.

If not open to the public, your request may not be allowed. The City is concerned with its goal to benefit all citizens to the extent possible although benefits for a class of persons may be permissible, such as for the needy. The City must examine the governmental action it takes to ensure pledges of its assets or funds do not benefit one person or private entity disproportionately to the benefit to the overall community.

If you are a for-profit applicant, what is the expected private benefit to you, your partners, or members of a club if any part of any fundraising goes to an organization and part to some charitable cause? What is percentage breakdown shown in actual projections?

non-profit and this event will not be used as fundraising

What is (are) the goal(s) of this project? (In one sentence)

To highlight safe and inclusive spaces in CENLA that help build community and support for LGBTQ+ people to thrive and want to stay in our city.

If a governmental entity, is the cooperative endeavor or intergovernmental agreement sought pursuant to local services law, joint emergency preparedness, exchange of surplus property for public safety purposes, or other? (State "other" reason.)

not applicable

If the use of public funds or property is for social welfare for the aid and support of the needy, how are targeted candidates screened? If not screened, how are they targeted for participation?

not applicable

V. Benefits to the City.

Proportionality is critical for a public body to give its funds or property. Since this involves taxpayer money, the City of Alexandria has a fiscal responsibility to ensure fairness to all. The City cannot engage in a mere gratuity or giving away of services without a return benefit; however, it may help with your request if you produce a measurable result to the City approximating its gratuity to you.

Does your request or endeavor involve a nearly equal benefit to the citizens you seek to serve when compared to the money or property expended or sought to be used by the public entity? If so, how?

Citizens of Alexandria and surrounding towns will benefit by improving physical and mental well being by participating which will improve quality of life in the area.

If you cannot show a fair market value dollar-for-dollar match, does your plan or request involve a continuing program or relationship which has a future value attached? How so?

this annual health fair is part of PFLAG Alexandria's ongoing public education outreach which includes monthly support meetings, social media education and outreach, and other similar annual events, e.g., Transgender Day of Remembrance every November.

What are your real and substantial obligations to achieve the proportionate return to the City of Alexandria at some point in the future?

Improving the quality of life in Central Louisiana for LGBTQ+ citizens benefits everyone -- whether queer or straight -- and makes the areas more attractive to businesses wanting to locate here and for residents to want to stay in the area.

What is (are) the expected outcome(s) or benefits(s) to the public from the event to be funded?

Specify the number of persons anticipated to be served and the service(s) to be provided.

we expect to reach 200 -- 300 citizens who have limited access to physical and mental health care in our community due to their identity as LGBTQ+ Information they receive should assist them in getting the health care they need.

Describe the history of this program and its success.

This is the 5th annual Come Out for Health. It originated in Pineville at the Food truck park with about 10 vendors and 30 participants and each year we have grown, evidence by our expansion last year to the Downtown Pineville Community Center with over 25 vendors and 100+ community participants. By utilizing the City of Alexandria's City Hall space we intend to increase community outreach and awareness of this free, fun, family event.

If your category was "Economic Development and/or Advertisement," provide the following:

- **Projected number of out-of-town participants and guests**

20+

- **Identify broadcast, web and regional print promotions to be utilized**

KALB, KALX, Facebook, Instagram, Local businesses

- **Average number of days stay by out-of-town guests to this event**

1

- **Help us estimate the projected economic impact on the City by providing the number of people you expect to attend and how you arrived at this conclusion and the number of days your event lasts. (The City will fill in the "multiplier" based on your previous responses.)**

Number of people ¹⁰⁰⁺ _____ X Number of days 1 X Multiplier _____

STATEMENT OF POLICY OF THE CITY OF ALEXANDRIA

The City of Alexandria adheres to La.Const. art. VII, § 14, and its requirement that the funds, credit, property, or things of value of the City shall not be loaned, pledged, or donated to or for any person, association, or corporation, public or private, except that the use of public funds or property for programs of social welfare for the aid and support of the needy may be allowed if for a public purpose. Also, the City of Alexandria may engage in cooperative endeavors with other political subdivisions, the State of Louisiana or its agencies, with the United States or its agencies, or with any public or private association, corporation, or individual, if—(i) the expenditure or transfer of public funds or property is based on a legal obligation, duty, or foundation in law giving rise to the ability to legally contract (e.g., a valid statute, ordinance, charter or contract); (ii) the expenditure is also for a public purpose; and (iii) the expenditure creates a public benefit proportionate to its cost (i.e., the amount expended by the City is met with a comparable return or real and substantial obligation to create a future return).

APPLICANT CERTIFICATION

I certify as representative of PFLAG Alexandria that the information provided in this application is true and accurate to the best of my knowledge.

Signature: *Samantha Stanley* Date: 1/6/2025

Print Name: Samantha Stanley

ADMINISTRATIVE USE: Staff Recommendation	_____
City attorney review	_____
CEA or IGA completed	_____
Council Action	Approved _____ Date _____

R. Kyle Ardoin
SECRETARY OF STATE

State of Louisiana
Secretary of State



COMMERCIAL DIVISION
225.925.4704

10/15/2019

Administrative Services

225.932.5317 Fax

Corporations

225.932.5314 Fax

Uniform Commercial Code

225.932.5318 Fax

ONLINE FILING
PFLAGAlexandriaLA@gmail.com

PFLAG ALEXANDRIA

It has been a pleasure to approve and place on file your articles of incorporation. The appropriate evidence is attached for your files.

Payment of the filing fee is acknowledged by this letter.

In addition to email and text notifications, business owners now have the option to enroll in our secured business filings (SBF) service. This service is available online, at no charge, by filing a notarized affidavit. Upon enrollment, an amendment cannot be made to your entity without approval using your personal identification number. This is another way to protect your business from fraud and identity theft.

Please note that as of January 1, 2018, business owners in the following parishes will be required to file all available business documents online through **geauxBIZ**: Ascension, Bossier, Caddo, Calcasieu, East Baton Rouge, Jefferson, Lafayette, Livingston, Orleans, Ouachita, Rapides, St. Tammany, Tangipahoa and Terrebonne.

Online filing options are available if changes are necessary to your registration or if you need to file an annual report. Please visit our website at **GeauxBiz.com** for your future business needs.

Sincerely,

The Commercial Division
WEB

RESOLUTION NO.

RESOLUTION TO CO-SPONSOR PFLAG ALEXANDRIA COME OUT FOR HEALTH IN MARCH, 2025 AT BOLTON AVENUE COMMUNITY CENTER.

BE IT RESOLVED by the Council of the City of Alexandria, Louisiana, in legal session convened, that the Council hereby authorizes to co-sponsor PFLAG Alexandria Come Out for Health in March, 2025 at Bolton Avenue Community Center.

THIS RESOLUTION having been submitted in writing, was then submitted to a final vote as a whole, the vote thereon being as follows:

YEAS:

NAYS:

ABSENT:

PASSED AND ADOPTED at Alexandria, Louisiana, this 25th day of February, 2025.

/s/ Donna P. Jones, MMC
City Clerk

RESOLUTION to co-sponsor the Louisiana Department of
Environmental Quality Louisiana Brownfield Conference in June 2025.



AGENDA ITEM FACT SHEET

*This fact sheet is the basis for a decision by the City Council.
Please insure that the information is clear, concise and current.*

Division/Department: Community Services

Date: February 7, 2025

Title: Resolution to co-sponsor the Louisiana Department of Environmental Quality - Louisiana Brownfield Conference in June 2025.

Explanation of Proposal:

Additional Information Attached

Resolution to co-sponsor the Louisiana Department of Environmental Quality - Louisiana Brownfield Conference in June 2025.

In-kind services requested: Use of Convention Hall.

Budget:

Neutral Within Existing Requires Amendment

Account Number:

Expense Amount:

Account Line Item:

Remaining Amount:

Authorization:

1. Mayor

2. Chief Operating Officer

3. City Attorney

4. Finance Director

5. Division Director

6. Department Head

7. Purchasing Agent

Council Staff

Form

Review:

Content

Information:

Sufficient

Insufficient

Remarks:

RECEIVED

JAN 11 2025

SECRETARY

Cynthia Graham

From: no-reply@cityofalexandria.com on behalf of City of Alexandria, LA via City of Alexandria, LA <no-reply@cityofalexandria.com>
Sent: Thursday, January 16, 2025 5:10 PM
To: Community Services
Subject: [EXTERNAL] Form submission from: Community Partnership Request

Submitted on Thursday, January 16, 2025 - 5:10pm Submitted by anonymous user: 68.108.230.5 Submitted values are:

==Section I.==

Name/Organization: Louisiana Brownfields Association
Address: 2320 Drusilla LN
City: Baton Rouge
State: LA
Zip: 70769
Phone: 985-778-5256
Fax:
Contact Name: Maggie Gleason
Contact Email: execdirectorlba@gmail.com
Non-profit? Yes

Are you a Governmental Entity? No

Event: 2025 Louisiana Brownfield Conference

Date of Event: June 12, 2025 & June 13th

all day both days

8:30-4:30

Organization's Mission: To promote brownfield redevelopment and revitalization through community outreach and education.

Type of Program/Activity: Full day of speakers for the conference with space for exhibitors. The program will be similar to one held in Alexandria in 2023 which was sponsored by LDEQ.

Event Sponsors: The event sponsors will be Louisiana Brownfield Association, LDEQ, and several environmental consultants.

Other Funding:

==Section II.==

Amount Requested: ~~500~~

Property Requested: Convention Hall

In-Kind Service Requested: unknown at this time

==Section III.==

Funding Category: Educational

==Section IV.==

If you are a for-profit applicant, what is the expected private benefit to you, your partners, or members of a club if any part of any fundraising goes to an organization and part to some charitable cause? What is percentage breakdown shown in actual projections? : We are a non-profit.

What is (are) the goal(s) of this project? (In one sentence) :

The goal of our conference is to educate on the benefits of redeveloping vacant or contaminated sites in communities throughout Louisiana.

If a governmental entity, is the cooperative endeavor or intergovernmental agreement sought pursuant to local services law, joint emergency preparedness, exchange of surplus property for public safety purposes, or other? (State "other" reason.) : We are not a governmental entity, but we will partner with governmental agencies.

If the use of public funds or property is for social welfare for the aid and support of the needy, how are targeted candidates screened? If not screened, how are they targeted for participation? : We provide education and technical assistance for redeveloping brownfields to any citizen of Louisiana who is interested, but our focus is always to assist those who are traditionally disinvested. Brownfields are often located in low-income, or minority communities and so by bringing resources to those communities we empower them to take action and bring those vacant sites back into productive reuse.

==Section V.==

Does your request or endeavor involve a nearly equal benefit to the citizens you seek to serve when compared to the money or property expended or sought to be used by the public entity? If so, how? : The Louisiana Brownfield Conference has a good history of bringing in 60-70 attendees to the events and is a small, but impactful tourism event for the hosting city. The conference lasts two days and attendees will require hotel rooms, dinner, and possibly entertainment.

If you cannot show a fair market value dollar-for-dollar match, does your plan or request involve a continuing program or relationship which has a future value attached? How so? :

What are your real and substantial obligations to achieve the proportionate return to the City of Alexandria at some point in the future? : The city of Alexandria should see an immediate return through the conference attendees coming in from all over Louisiana and the region.

What is (are) the expected outcome(s) or benefits(s) to the public from the event to be funded? Specify the number of persons anticipated to be served and the service(s) to be provided. :

This event is free and open to the public, with advanced registration. LBA selects local vendors from our host city's whenever we host a conference and we typically pick catering that are small business for our catering needs. Our workshops and conferences have been steady at 60-70 attendees.

Describe the history of this program and its success. : Louisiana Brownfield Conferences have been on going yearly since 2007 and LBA has been either been the main coordinator for the event, or a major sponsor. LBA also does 2-3 smaller workshops each year and we have a tried and true process to successfully advocate and

educate for brownfield redevelopment.

==Economic Development Projections==

Projected number of out-of-town participants and guests: 55

Identify broadcast, web and regional print promotions to be utilized: websites, listserves, LDEQ Newsletters, linkedin, and social media

Average number of days stay by out-of-town guests to this event:

2

Number of People: 60

Number of Days: 2

Signature: Maggie Gleason

Date: January 16, 2025

The results of this submission may be viewed at:

https://urldefense.com/v3/__https://www.cityofalexandria.com/node/6740/submission/3521__;!!CluDejhSHLMa!Zaa

vv-

OEONDWy_hyq7voESwJ2ePuM_BhBF_8RcNABSAocjIDBCRGnmyOVIFUWLKGbiBsRIMUmeKPrVaFBoa4AfJnF6rYHdn2LITyl
g\$

RESOLUTION NO.

RESOLUTION TO CO-SPONSOR THE LOUISIANA DEPARTMENT OF ENVIRONMENTAL QUALITY LOUISIANA BROWNFIELD CONFERENCE IN JUNE 2025.

BE IT RESOLVED by the Council of the City of Alexandria, Louisiana, in legal session convened, that the Council hereby authorizes to co-sponsor the Louisiana Department of Environmental Quality Louisiana Brownfield Conference in June 2025.

THIS RESOLUTION having been submitted in writing, was then submitted to a final vote as a whole, the vote thereon being as follows:

YEAS:

NAYS:

ABSENT:

PASSED AND ADOPTED at Alexandria, Louisiana, this 25th day of February, 2025.

/s/ Donna P. Jones, MMC
City Clerk

RESOLUTION to co-sponsor the Lauren Vaughn 5-K to be held in
April 2025.



AGENDA ITEM FACT SHEET

This fact sheet is the basis for a decision by the City Council.
Please insure that the information is clear, concise and current.

Division/Department: **Community Services**

Date: **February 7, 2025**

Title: **Resolution to co-sponsor the Lauren Vaughn 5-K to be held in April 2025.**

Explanation of Proposal:

Additional Information Attached

Resolution to co-sponsor the Lauren Vaughn 5-K to be held in April 2025.

In-kind services requested: APD, Fire Department & Paramedics

Budget:

Neutral

Within Existing

Requires Amendment

Account Number:

Expense Amount:

Account Line Item:

Remaining Amount:

Authorization:

1. Mayor

2. Chief Operating Officer

3. City Attorney

KUM

4. Finance Director

5. Division Director

6. Department Head

7. Purchasing Agent

Council Staff

Form

Information:

Sufficient

Review:

Content

Insufficient

Remarks:

UNAPPROVED
JAN 11 2025
CITY COUNCIL

Cynthia Graham

From: no-reply@cityofalexandriala.com on behalf of City of Alexandria, LA via City of Alexandria, LA <no-reply@cityofalexandriala.com>
Sent: Sunday, January 19, 2025 9:42 PM
To: Community Services
Subject: [EXTERNAL] Form submission from: Community Partnership Request

Submitted on Sunday, January 19, 2025 - 9:41pm Submitted by anonymous user: 45.26.108.88 Submitted values are:

==Section I.==

Name/Organization: LAUREN VAUGHN MEMORIAL FOUNDATION INC

Address: 714 Terra Ave.

City: Alexandria

State: LA

Zip: 71303

Phone: 3183080090

Fax:

Contact Name: Bridget Vaughn

Contact Email: LV5Kalex@gmail.com

Non-profit? Yes

Are you a Governmental Entity? No

Event: LV5K

Date of Event: April 19, 2025

Organization's Mission: The Lauren Vaughn Memorial Foundation hosts the LV5K as a fundraiser for the Lauren Vaughn Memorial Scholarship at NSU for the Accelerated BS to BSN Program to benefit future nurses. In addition to providing scholarships, the foundation is committed to raising awareness of the dangers of drunk driving. Drunk driving is a serious and preventable problem that claims thousands of lives each year. It is a leading cause of car crashes and fatalities, and it is a problem that affects individuals and families in communities in Rapides parish and the surrounding parishes.

7:~ 1 race starts at 8:00
2 race starts at 8:30

Type of Program/Activity: The LV5K and 1-mile walk/run is an event to unite the community and raise funds for future nurses at NSU.

Event Sponsors:

Cleco - \$2000

Roy O Martin - \$2000

Rapides Regional Medical Center - \$1000

Moffit Orthodontics - \$500

Equipment Share - \$500

Alexandria Emergency Hospital - \$500

LeBlanc Physical Therapy & Wellness - \$250

Elite Physical Therapy - Committed

Jackson Orthodontics - Committed

Texas Roadhouse - In Kind

Raising Cane's - In Kind

BEK - In Kind

Red River Bank - In Kind
Calvary Baptist Church - In Kind
Other Funding: Walmart Grant - 80 Free entries to low-income families or individuals

==Section II.==

Amount Requested: 0
Property Requested: Alexandria Senior High School
In-Kind Service Requested:
APD detail for the route of the race.
Alexandria Fire Department & Paramedics

==Section III.==

Funding Category: Recreation/Athletic

==Section IV.==

If you are a for-profit applicant, what is the expected private benefit to you, your partners, or members of a club if any part of any fundraising goes to an organization and part to some charitable cause? What is percentage breakdown shown in actual projections? :

What is (are) the goal(s) of this project? (In one sentence) :
Bring the community together for a morning of fun while raising money to fund the Lauren Vaughn Memorial Scholarship at NSU and remember lives lost from impaired driving.

If a governmental entity, is the cooperative endeavor or intergovernmental agreement sought pursuant to local services law, joint emergency preparedness, exchange of surplus property for public safety purposes, or other? (State "other" reason.) :

If the use of public funds or property is for social welfare for the aid and support of the needy, how are targeted candidates screened? If not screened, how are they targeted for participation? :

==Section V.==

Does your request or endeavor involve a nearly equal benefit to the citizens you seek to serve when compared to the money or property expended or sought to be used by the public entity? If so, how? :

Health and Wellness- The race encourages physical activity, promoting health and wellness among participants. Events like this motivate citizens to engage in healthy lifestyles, benefiting public health.

Community Engagement: It brings together diverse groups, fostering connections and unity. This strengthens community ties, making them more resilient and cooperative.

Awareness and Education: The race raises awareness of the dangers of impaired driving. Participants and their networks are informed and reminded of ongoing safety initiatives, amplifying the reach and impact of our educational programs.

If you cannot show a fair market value dollar-for-dollar match, does your plan or request involve a continuing program or relationship which has a future value attached? How so? :

Long-term Health Benefits: By encouraging participation in a 5K race, the event promotes a culture of fitness and wellness. Participants who engage in the event may continue with regular exercise routines, leading to better long-term health outcomes and reduced healthcare costs for individuals and the community.

2. Sustained Awareness and Behavior Change: The funds and awareness generated help support "The Butterfly Effect, LV's Story" and can lead to lasting educational impacts. As the community becomes more informed about road safety, there is a potential for behavioral changes that result in fewer alcohol traffic incidents over time. (Rapides Parish is a Tier 1 parish and is in the top 25% for alcohol-related fatal & injury crashes in the state)

What are your real and substantial obligations to achieve the proportionate return to the City of Alexandria at some point in the future? :

Regular Reporting and Evaluation: Provide transparent, regular reports to the city on the event's outcomes, demonstrating not just participation numbers or funds raised but also longer-term impacts, such as improvements in community health metrics or reductions in local accident rates.

Community Engagement and Partnerships: Actively engage with local organizations, businesses, and residents to cultivate partnerships that can continue to drive mutual benefits. This might include local business promotions during the event or ongoing collaborations with schools and health organizations for education and training programs.

What is (are) the expected outcome(s) or benefits(s) to the public from the event to be funded? Specify the number of persons anticipated to be served and the service(s) to be provided. : We are anticipating 800+ participants.

Describe the history of this program and its success. : Our first annual LV5K race was the largest in Alexandria's history, with over 806 participants from all over the state and surrounding states.

==Economic Development Projections==

Projected number of out-of-town participants and guests: 380
Identify broadcast, web and regional print promotions to be utilized:

Average number of days stay by out-of-town guests to this event:

1

Number of People: 800


Number of Days: 1

Signature: Bridget Vaughn

Date: January 19, 2025

The results of this submission may be viewed at:

[https://urldefense.com/v3/__https://www.cityofalexandriala.com/node/6740/submission/3523__!!CluDejhSHLMaIz9E VJLuzX9eMhV- XBvR0kbnIlgdcp9j6IIUjQ2oblz2U20ES29O2vMPHnNjW4nxz3BtbKWgqmPXIje3Hb228LK8JeYBZbiW32QteQ\\$](https://urldefense.com/v3/__https://www.cityofalexandriala.com/node/6740/submission/3523__!!CluDejhSHLMaIz9E VJLuzX9eMhV- XBvR0kbnIlgdcp9j6IIUjQ2oblz2U20ES29O2vMPHnNjW4nxz3BtbKWgqmPXIje3Hb228LK8JeYBZbiW32QteQ$)





RESOLUTION NO.

RESOLUTION TO CO-SPONSOR THE LAUREN VAUGHN 5-K TO BE HELD IN APRIL 2025.

BE IT RESOLVED by the Council of the City of Alexandria, Louisiana, in legal session convened, that the Council hereby authorizes to co-sponsor The Lauren Vaughn 5-K to be held in April 2025.

THIS RESOLUTION having been submitted in writing, was then submitted to a final vote as a whole, the vote thereon being as follows:

YEAS:

NAYS:

ABSENT:

PASSED AND ADOPTED at Alexandria, Louisiana, this 25th day of February, 2025.

/s/ Donna P. Jones, MMC
City Clerk

RESOLUTION to adopt the 2024 Municipal Water Pollution
Prevention Audit.



AGENDA ITEM FACT SHEET

This fact sheet is the basis for a decision by the City Council.
Please insure that the information is clear, concise and current.

Division/Department: Utilities/Wastewater

Date: February 4, 2025

Title: Resolution to adopt the 2024 Municipal Water Pollution Prevention Audit

Explanation of Proposal:

Additional Information Attached

As required by NPDES Permit No. LA0041009, the Wastewater Department must annually complete the Municipal Water Pollution Prevention Audit and retain it in their files along with a resolution acknowledging that the governing body has reviewed and approved the Audit. There are no finding's in the 2024 reporting year.

Budget:

Neutral

Within Existing

Requires Amendment

Account Number: N/A

Expense Amount: N/A

Account Line Item: N/A

Remaining Amount: N/A

Authorization:

1. Mayor

4. Finance Director

2. Chief Operating Officer

5. Division Director

3. City Attorney

6. Department Head

7. Purchasing Agent

Council Staff

Form

Information:

Sufficient

Review:

Content

Insufficient

Remarks:

RECEIVED
JAN 12 2025
CITY OF ALEXANDRIA

LOUISIANA

MUNICIPAL WATER POLLUTION PREVENTION

MWPP



<i>Facility Name:</i>	City of Alexandria Wastewater Treatment Plant
<i>LPDES Permit Number:</i>	LA 0041009
<i>Agency Interest (AI) Number:</i>	2925
<i>Address:</i>	1212 Hudson Blvd Alexandria, LA 71302
<i>Parish:</i>	Rapides
<i>(Person Completing Form) Name:</i>	Donald A. Daigle
<i>Title:</i>	Superintendent
<i>Date Completed:</i>	MWPP Period Jan 2024-Dec 2024 January 31, 2025

INSTRUCTIONS

1. Complete only the sections of the Environmental Audit which apply to your wastewater treatment system. Leave sections that do not apply blank and enter a "0" for the point value.
2. Parts 1 through 7 contain questions for which points may be generated. These points are intended to communicate to the department and the governing body or owner what actions will be necessary to prevent effluent violations. Place the point totals from parts 1 through 7 on the Point Calculation page.
3. Add up the point totals.
4. Submit the Environmental Audit to the governing body or owner for review and approval.
5. The governing body must pass a resolution which contains the following items:
 - a. The resolution or letter must acknowledge the governing body or owner has reviewed the Environmental Audit.
 - b. This resolution must indicate specific actions, if any, will be taken to maintain compliance and prevent effluent violations. Proposed actions should address the parts where maximum or close to maximum points were generated in the Environmental Audit.
 - c. The resolution should provide any other information the governing body deems appropriate.

Permit #:

LA 0041009

PART 1: INFLUENT FLOW/LOADINGS (all plants)

A. List the average monthly volumetric flows and BOD loadings received at your facility during the last reporting year.

Column 1 Average Monthly Flow (million gallons per day, MGD)		Column 2 Average Monthly BOD5 Concentration (mg/l)		Column 3 Average Monthly BOD5 Loading (pounds per day, lb/day)
9.212	x	90	x 8.34 =	6,915
9.436	x	80	x 8.34 =	6,296
7.871	x	117	x 8.34 =	7,680
10.968	x	99	x 8.34 =	9,056
14.166	x	81	x 8.34 =	9,570
12.269	x	70	x 8.34 =	7,163
9.658	x	99	x 8.34 =	7,974
6.781	x	90	x 8.34 =	5,090
10.891	x	83	x 8.34 =	7,539
6.011	x	86	x 8.34 =	4,311
12.986	x	74	x 8.34 =	8,014
12.840	x	92	x 8.34 =	9,852

BOD loading = Average Monthly Flow (in MGD) x Average Monthly BOD concentration (in mg/l) x 8.34

B. List the design flow and design BOD loading for your facility in the blanks below. If you are not aware of these design quantities, refer to your Operation and Maintenance (O&M) Manual or contact your consulting engineer.

Design Flow, MGD:

22

x 0.90 =

19.8

Design BOD, lb/day:

27,522

x 0.90 =

24,770

Permit #:

LA 0041009

- C. How many months did the monthly flow (Column 1) to the wastewater treatment facility (WWTF) exceed 90% of design flow? Circle the number of months and the corresponding point total. Write the point total in the box below at the right.

<i>months</i>	0	1	2	3	4	5	6	7	8	9	10	11	12
<i>points</i>	0	0	0	0	0	5	5	5	5	5	5	5	5

Write 0 or 5 in the C point total box C Point Total

- D. How many months did the monthly flow (Column 1) to the WWTF exceed the design flow? Circle the number of months and corresponding point total. Write the point total in the box below at the right.

<i>months</i>	0	1	2	3	4	5	6	7	8	9	10	11	12
<i>points</i>	0	5	5	10	10	15	15	15	15	15	15	15	15

Write 0, 5, 10 or 15 in the D point total box D Point Total

- E. How many months did the monthly BOD loading (Column 3) to the WWTF exceed 90% of the design loading? Circle the number of months and corresponding point total. Write the point total in the box below at the right.

<i>months</i>	0	1	2	3	4	5	6	7	8	9	10	11	12
<i>points</i>	0	0	5	5	5	10	10	10	10	10	10	10	10

Write 0, 5, or 10 in the E point total box E Point Total

- F. How many months did the monthly BOD loading (Column 3) to the WWTF exceed the design loading? Circle the number of months and corresponding point total. Write the point total in the box below at the right.

<i>months</i>	0	1	2	3	4	5	6	7	8	9	10	11	12
<i>points</i>	0	10	20	30	40	50	50	50	50	50	50	50	50

Write 0, 10, 20, 30, 40 or 50 in the F point total box F Point Total

- G. Add together each point total for C through F and place this sum in the box below at the right.

TOTAL POINT VALUE FOR PART 1: (max = 80)

Also enter this value or 80, whichever is less, on the point calculation table on page 16.

Permit #:

LA 0041009

PART 2: EFFLUENT QUALITY / PLANT PERFORMANCE

A. List the monthly average effluent BOD and TSS concentrations produced by your facility during the last reporting year.

Month	Column 1 Average Monthly BOD (mg/l)	Column 2 Average Monthly TSS (mg/l)
January	14	8
February	12	10
March	14	11
April	10	11
May	11	12
June	9	12
July	7	15
August	9	21
September	6	10
October	8	10
November	10	8
December	12	7

B. List the monthly average permit limits for your facility in the blanks below.

	Permit Limit		90% of Permit Limit
BOD, mg/l	30	x 0.90 =	27
TSS, mg/l	30	x 0.90 =	27

Permit #:

LA0041009

C. Continuous Discharge to Surface Water.

- i. How many months did the effluent BOD (Column 1) exceed 90% of the permit limits? Circle the number of months and the corresponding point total. Write the point total in the box below at the right.

<i>months</i>	0	1	2	3	4	5	6	7	8	9	10	11	12
<i>points</i>	0	0	10	20	30	40	40	40	40	40	40	40	40

Write 0, 10, 20, 30 or 40 in the i point total box i Point Total

- ii. How many months did the effluent BOD (Column 1) exceed permit limits? Circle the number of months and corresponding point total. Write the point total in the box below at the right.

<i>months</i>	0	1	2	3	4	5	6	7	8	9	10	11	12
<i>points</i>	0	5	5	10	10	10	10	10	10	10	10	10	10

Write 0, 5, or 10 in the ii point total box ii Point Total

- iii. How many months did the effluent TSS (Column 2) exceed 90% of the permit limits? Circle the number of months and the corresponding point total. Write the point total in the box below at the right.

<i>months</i>	0	1	2	3	4	5	6	7	8	9	10	11	12
<i>points</i>	0	0	10	20	30	40	40	40	40	40	40	40	40

Write 0, 10, 20, 30 or 40 in the iii point total box iii Point Total

- iv. How many months did the effluent TSS (Column 2) exceed permit limits? Circle the number of months and corresponding point total. Write the point total in the box below at the right.

<i>months</i>	0	1	2	3	4	5	6	7	8	9	10	11	12
<i>points</i>	0	5	5	10	10	10	10	10	10	10	10	10	10

Write 0, 5, or 10 in the iv point total box iv Point Total

- v. Add together each point total for i through iv and place this sum in the box below at the right.

TOTAL POINT VALUE FOR PART 2: (max = 100)

Also enter this value or 100, whichever is less, on the point calculation table on page 16.

Permit #:

LA0041009

D. Other Monitoring and Limitations

- i. At any time in the past year was there an exceedance of a permit limit for other pollutants such as: ammonia-nitrogen, phosphorus, pH, total residual chlorine, or fecal coliform?

√ Check one box.

Yes

No

If Yes, Please describe:

- ii. At any time in the past year was there a "failure" of a Biomonitoring (Whole Effluent Toxicity) test of the effluent?

√ Check one box.

Yes

No

If Yes, Please describe:

- iii. At any time in the past year was there an exceedance of a permit limit for a toxic substance?

√ Check one box.

Yes

No

If Yes, Please describe:

Permit #:

LA0041009

PART 3: AGE OF THE WASTEWATER TREATMENT FACILITY

- A. What year was the wastewater treatment facility constructed or last major expansion/improvements completed?

1975

$$\begin{array}{rcccl} \text{Current Year} & - & \text{Answer to A} & = & \text{Age in years} \\ \hline 2024 & & 1975 & & 49 \end{array}$$

Enter Age in Part C below.

- B. Check the type of treatment facility that is employed.

		FACTOR:
<input type="checkbox"/>	Mechanical Treatment Plant (trickling filter, activated sludge, etc...) Specify Type: _____	2.5
<input checked="" type="checkbox"/>	Aerated Lagoon	2.0
<input type="checkbox"/>	Stabilization Pond	1.5
<input type="checkbox"/>	Other Specify Type: _____	1.0

- C. Multiply the factor listed next to the type of facility your community employs by the age of your facility to determine the total point value for Part 3.

TOTAL POINT VALUE FOR PART 3 =

$$\frac{2.0}{\text{Factor}} \times \frac{49}{\text{Age}} = \boxed{50} \text{ (max = 50)}$$

Also enter this value or 50, whichever is less, on the point calculation table on page 16.

- D. Please attach a schematic of the treatment plant.

Permit #:

LA0041009

PART 4: OVERFLOWS AND BYPASSES

- A.
i. List the number of times in the last year there was an overflow, bypass or unpermitted discharge of untreated or incompletely treated wastewater due to heavy rain:

47

✓ Check one box.

0 = 0 points

3 = 15 points

1 = 5 points

4 = 30 points

2 = 10 points

5 or more = 50 points

- ii. List the number of bypasses, overflows or unpermitted discharges shown in A (i) that were within the collection system and the number at the treatment plant

Collection System: 47

Treatment Plant: 0

- B.
i. List the number of times in the last year there was an overflow, bypass or unpermitted discharge of untreated or incompletely treated wastewater due to equipment failure, either at the treatment plant or due to pumping problems in the collection system:

1

✓ Check one box.

0 = 0 points

3 = 15 points

1 = 5 points

4 = 30 points

2 = 10 points

5 or more = 50 points

- ii. List the number of bypasses, overflows or unpermitted discharges shown in B (i) that were within the collection system and the number at the treatment plant

Collection System: 1

Treatment Plant: 0

- C. Specify whether the bypasses came from the city/village/town sewer system or from contract or tributary communities/sanitary districts, etc...

City Of Alexandria Sewer System

- D. Add the point values checked for A and B and place the total in the box below.

TOTAL POINT VALUE FOR PART 4: 55 (max = 100)

Also enter this value or 100, whichever is less, on the point calculation table on page 16.

- E. List the person responsible (name and title) for reporting overflows, bypasses or unpermitted discharges to State and Federal authorities:

Donald A. Daigle, Wastewater Superintendent

Describe the procedure for gathering, compiling and reporting:

Collection personnel report overflows to Superintendent. Information is summarized in a report and sent to DEQ. Also forwarded to Superintendent of Environmental Services & summarized on monthly DMR Reports.

Permit #:

LA 0041009

PART 5: SLUDGE STORAGE AND DISPOSAL SITES

A. Sludge Storage

How many months of sludge storage capacity does your facility have available, either on-site or off-site?

Circle the number of months and the corresponding point total. Write the point total in the box below at the right.

<i>months</i>	<2	2	3	4-5	>6
<i>points</i>	50	30	20	10	0

Write 0, 10, 20, 30 or 40 in the A point total box A Point Total

B. For how many months does your facility have access to (and approval for) sufficient land disposal sites to provide proper land disposal?

Circle the number of months and the corresponding point total. Write the point total in the box below at the right.

<i>months</i>	<2	6-11	12-23	24-35	>36
<i>points</i>	50	30	20	10	0

Write 0, 10, 20, 30 or 40 in the B point total box B Point Total

C. Add together the A and B point values and place the sum in the box below at the right:

TOTAL POINT VALUE FOR PART 5: (max = 100)

Also enter this value or 100, whichever is less, on the point calculation table on page 16.

Permit #:

LA 0041009

PART 6: NEW DEVELOPMENT

- A. Please provide the following information for the total of all sewer line extensions which were installed during the last year.

Design Population: 50
Design Flow: .01 MGD
Design BOD: 1.0 mg/l

- B. Has an industry (or other development) moved into the community or expanded production in the past year, such that either flow or pollutant loadings to the sewerage system were significantly increased (5% or greater)?

√ Check one box. Yes = 15 points No = 0 points

If Yes, Please describe:

List any new pollutants:

- C. Is there any development (industrial, commercial or residential) anticipated in the next 2-3 years, such that either flow or pollutant loadings to the sewerage system could significantly increase?

√ Check one box. Yes = 15 points No = 0 points

If Yes, Please describe:

List any new pollutants you anticipate:

- D. Add together the point value checked in B and C and place the sum in the box below.

TOTAL POINT VALUE FOR PART 6: (max = 30)

Also enter this value or 30, whichever is less, on the point calculation table on page 16.

Permit #:

LA 0041009

PART 7: OPERATOR CERTIFICATION AND EDUCATION

A. What was the name of the operator-in-charge for the reporting year?

Name: Grant Magnon

B. What is his or her certification number:

Cert. #: 14-212

C. What level of certification is the operator-in-charge required to have to operate the wastewater treatment facility?

Level Required: WWT IV

D. What is the level of certification of the operator-in-charge?

Level Certified: WWT IV

E. Was the operator-in-charge of the report year certified at least at the grade level required in order to operate this plant?

√ Check one box. Yes = 0 points No = 50 points

Write 0 or 50 in the E point total box E Point Total

F. Has the operator-in-charge maintained recertification requirements during the reporting year?

√ Check one box. Yes No

G. How many hours of continuing education has the operator-in-charge completed over the last two calendar years?

√ Check one box. > 12 hours = 0 points < 12 hours = 50 points

Write 0 or 50 in the G point total box G Point Total

H. Is there a written policy regarding continuing education and training for wastewater treatment plant employees?

√ Check one box. Yes No

Explain: Training and education requirements found in job descriptions.

Operators maintain certification as outlined in DHH.

I. What percentage of the continuing education expenses of the operator-in-charge were paid for:

By the permittee? 100% By the operator? _____

J. Add together the E and G point values and place the sum in the box below at the right.

TOTAL POINT VALUE FOR PART 7: (max = 100)

Also enter this value or 100, whichever is less, on the point calculation table on page 16.

Permit #:

LA 0041009

PART 8: FINANCIAL STATUS

A. Are User-Charge Revenues sufficient to cover operation and maintenance expenses?

√ Check one box.

Yes

No

If No, How are O&M costs financed?

Funds are allocated each year for operation and maintenance. Major capital projects are funded under our 5-Year Capital Improvements Program. Any shortfall is absorbed through fund balance,

B. What financial resources do you have available to pay for your wastewater improvements and reconstruction needs?

Operating budget and 5-Year Capital Improvements Program which are budgeted each fiscal year. The fiscal year is May 1, 2024 to April 30, 2025.

PART 9: SUBJECTIVE EVALUATION

A. Collection System Maintenance

- i. Describe what sewer system maintenance work has been done in the last year.

Continued sewer line rehabilitation to reduce I & I problems.
Video sewer lines to identify problem areas in the Collection System.
Inspected lines are replaced or repaired as needed.

- ii. Describe what lift station work has been done in the last year.

On-going maintenance of lift stations is performed throughout the year.
On-going Annual Requirements Contract for lift station repair.

- iii. What collection system improvements does the community have under construction for the next 5 years?

On-going sewer rehabilitation projects.
Lift Station Upgrades Ongoing.
Lift Station Fencing Ongoing.
Annual Foaming Root Control on mains.

B. If you have ponds please answer the following questions:

√ Check one box.

- | | | |
|---|---|--|
| i. Do you have duckweed buildup in the ponds? | <input type="checkbox"/> Yes | <input checked="" type="checkbox"/> No |
| ii. Do you mow the dikes regularly (at least monthly), to the waters edge? | <input checked="" type="checkbox"/> Yes | <input type="checkbox"/> No |
| iii. Do you have bushes or trees growing on the dikes or in the ponds? | <input type="checkbox"/> Yes | <input checked="" type="checkbox"/> No |
| iv. Do you have excess sludge buildup (> 1foot) on the bottom of any of your ponds? | <input checked="" type="checkbox"/> Yes | <input type="checkbox"/> No |
| v. Do you excersise all of your valves? | <input checked="" type="checkbox"/> Yes | <input type="checkbox"/> No |
| vi. Are your control manholes in good structural shape? | <input checked="" type="checkbox"/> Yes | <input type="checkbox"/> No |
| vii. Do you maintain at least 3 feet of freeboard in all of your ponds? | <input checked="" type="checkbox"/> Yes | <input type="checkbox"/> No |
| viii. Do you visit your pond system at least weekly? | <input checked="" type="checkbox"/> Yes | <input type="checkbox"/> No |

Permit #:

LA 0041009

C. Treatment Plants

- i. Have the influent and effluent flow meters been calibrated in the last year?

Yes No (✓ Check one box.)

August 1, 2024

Influent flow meter calibration date(s)

August 1, 2024

Effluent flow meter calibration date(s)

- ii. What problems, if any, have been experienced over the last year that have threatened treatment?

Algae bloom has become more significant in recent years. We are currently using dye to manage the algae issue.

Sludge accumulation in all cells is at least 4-5' in depth. Primary cell No. 2 has a depth of 13-14' in a 15' deep pond. This can contribute to several different items that may lead to compliance issues with DEQ. Phase 1 Design of Sludge removal in this pond is currently underway.

- iii. Is your community presently involved in formal planning for treatment facility upgrade?

✓ Check one box.

Yes

No

If Yes, Please describe:

Permit #:

LA 0041009

D. Preventive Maintenance

- i. Does your plant have a written plan for preventive maintenance on major equipment items?

√ Check one box.

Yes

No

If Yes, Please describe:

Plant O&M Manuals and Manufacturer's O&M Manuals.

- ii. Does this preventive maintenance program depict frequency of intervals, types of lubrication and other preventive maintenance tasks necessary for each piece of equipment?

Yes

No

- iii. Are these preventive maintenance tasks, as well as equipment problems, being recorded and filed so future maintenance problems can be assured properly?

Yes

No

E. Sewer Use Ordinance

- i. Does your community have a sewer use ordinance that limits or prohibits the discharge of excessive conventional pollutants (BOD, TSS or pH) or toxic substances to the sewer system from industries, commercial users and residences?

√ Check one box.

Yes

No

If Yes, Please describe:

City has an approved Pre-Treatment Program.

- ii. Has it been necessary to enforce?

√ Check one box.

Yes

No

If Yes, Please describe:

Notice of Violations and surcharges are issued as needed.

- iii. Any additional comments about your treatment plant or collection system? (Attach additional sheets if necessary.)

None

Permit #:

LA 0041009

POINT CALCULATION TABLE

	Actual Values	Maximum
Part 1: <i>Influent Flow/Loadings</i>	0	80 points
Part 2: <i>Effluent Quality / Plant Performance</i>	0	100 points
Part 3: <i>Age of WWTF</i>	50	50 points
Part 4: <i>Overflows and Bypasses</i>	55	100 points
Part 5: <i>Ultimate Disposition of Sludge</i>	0	100 points
Part 6: <i>New Development</i>	0	30 points
Part 7: <i>Operator Certification Training</i>	0	100 points

TOTAL POINTS:

105

ATTACHMENT 3

SAMPLE MWPP RESOLUTION

Resolved that the village/town/city of _____ informs the Louisiana Department of Environmental Quality that the following actions were taken by _____ (governing body).

1. Resolved the Municipal Water Pollution Prevention Environmental Audit Report which is attached to this resolution.
2. Set forth the following actions necessary to maintain permit requirements contained in the Louisiana Pollution Discharge Elimination System (LPDES) permit, number LA 0041009 _____.

(Please be specific in listing the actions that will be taken to address the problems identified in the audit report.)

a.

b.

c.

d.

etc..

Passed by a majority/unanimous (circle one) vote of the _____
on _____ (date).

CLERK

RESOLUTION NO.

RESOLUTION TO ADOPT THE 2024 MUNICIPAL WATER POLLUTION PREVENTION AUDIT.

BE IT RESOLVED by the Council of the City of Alexandria, Louisiana, in legal session convened, that the Council hereby authorizes the adoption of the 2024 Municipal Water Pollution Prevention Audit.

THIS RESOLUTION having been submitted in writing, was then submitted to a final vote as a whole, the vote thereon being as follows:

YEAS:

NAYS:

ABSENT:

PASSED AND ADOPTED at Alexandria, Louisiana, this 25th day of February, 2025.

/s/ Donna P. Jones, MMC
City Clerk

RESOLUTION authorizing advertisement for bids for chlorination and dechlorination equipment.



AGENDA ITEM FACT SHEET

*This fact sheet is the basis for a decision by the City Council.
Please insure that the information is clear, concise and current.*

Division/Department: Finance/Purchasing

Date: February 5, 2025

Title: Request a resolution to advertise for Chlorination & Dechlorination Equipment

Explanation of Proposal:

Additional Information Attached

We request permission to advertise for Chlorination & Dechlorination Equipment, for use by the Wastewater Departments. Bid prices shall be for individual items on an as needed basis, per the bid specifications. Equipment only. No Labor. The city reserves the right to renew the existing contract for an additional twelve (12) month period. Bids prices shall remain in effect for twelve (12) months from award.

Budget:

Neutral

Within Existing

Requires Amendment

Account Number:

Expense Amount: Varies - as needed

Account Line Item:

Remaining Amount:

Authorization:

1. Mayor

4. Finance Director

2. Chief Operating Officer

5. Division Director

3. City Attorney

6. Department Head

7. Purchasing Agent

Council Staff

Form

Review:

Content

Information:

Sufficient

Insufficient

Remarks:

RECEIVED

JAN 11 2025

CITY CLERK

ADVERTISEMENT FOR BID

CITY OF ALEXANDRIA, LOUISIANA
PURCHASING DEPARTMENT

**BID # 2518 CHLORINATION & DECHLORINATION EQUIPMENT FOR
WASTEWATER DEPT**

Separate sealed bids for, CHLORINATION & DECHLORINATION EQUIPMENT FOR WATER/WASTEWATER, will be received by the CITY OF ALEXANDRIA at the CITY COUNCIL MEETING CHAMBERS, ALEXANDRIA CITY HALL, ALEXANDRIA, LOUISIANA, until 10:00 AM CST CDT, TUESDAY, April 8, 2025, and then at said office publically opened and read aloud.

Complete bid packet, bid specifications may be obtained at the City of Alexandria's website, www.cityofalexandria.com under the heading "Business", and drop down to "RFP/RFQ/RFI/BIDS". There is no charge to download bid documents from the City's website.

Pursuant to LA R.S. 38:2212.1 B.(4)(a), vendors have the option to submit their bids electronically. Please find bid related documents and place electronic bids at www.centralbidding.com . For questions regarding the electronic bidding process, please call Central Bidding at 225-810-4814.

Questions and/or clarifications of bid specifications are to be in written form only, either mailed, faxed, or emailed to the attention of Joann Swain, City of Alexandria Purchasing Department, PO Box 71, Alexandria, LA 71309-0071; Fax 318-619-3412; email to joann.swain@cityofalex.com; and must be received by 4:00 PM, Thursday, March 27, 2025.

Address for Postal Delivery:

City of Alexandria
Donna Jones, City Clerk
PO Box 71
Alexandria, LA 71309-0071

**Address for Courier or
Overnight Delivery:**

City of Alexandria
Donna Jones, City Clerk
915 Third Street, 1st Floor
Alexandria, LA 71301
Phone: 318-449-5090

**Address for Electronic
Bid Submission:**

www.centralbidding.com

Phone: 225-810-4814

PLEASE PUBLISH THREE (3) TIMES:

Friday, February 28, 2025

Friday, March 7, 2025

Friday, March 14, 2025

RESOLUTION NO

**RESOLUTION AUTHORIZING ADVERTISEMENT FOR BIDS FOR
CHLORINATION AND DECHLORINATION EQUIPMENT.**

BE IT RESOLVED by the Council of the City of Alexandria, Louisiana, in legal session convened, that the Council hereby authorizes advertisement for bids for chlorination and dechlorination equipment.

BE IT FURTHER RESOLVED, etc., that the City Clerk proceed with the advertisement according to law, with bids to be opened on April 8, 2025.

PASSED AND ADOPTED at Alexandria, Louisiana, this 25th day of February, 2025.

/s/ Donna P. Jones, MMC
City Clerk

RESOLUTION authorizing advertisement for bids for electric meters
and accessories.



AGENDA ITEM FACT SHEET

*This fact sheet is the basis for a decision by the City Council.
Please insure that the information is clear, concise and current.*

Division/Department: FINANCE/PURCHASING

Date: 2/6/2025

Title: Resolution Authorizing Permission to Advertise for ELECTRIC METERS & ACCESSORIES

Explanation of Proposal:

Additional Information Attached

Request permission to advertise for Electric Meters and Accessories for use by the Electric Distribution Department. Said material is to be inventoried by the Electric Distribution Warehouse and issued on an "as needed" basis. Bid prices are to remain in effect for a period of twelve months from bid award date.

Budget:

Neutral

Within Existing

Requires Amendment

Account Number: 401-0-141720-00000
Electric Distribution Warehouse

Expense Amount:

Account Line Item:

Remaining Amount:

Authorization:

1. Mayor

2. Chief Operating Officer

3. City Attorney

4. Finance Director

5. Division Director

6. Department Head

7. Purchasing Agent

Council Staff

Form

Review:

Content

Information:

Sufficient

Insufficient

Remarks:

RECEIVED

JAN 11 2025

CITY COUNCIL

ADVERTISEMENT FOR BID

CITY OF ALEXANDRIA, LOUISIANA
PURCHASING DEPARTMENT

BID # 2510 ELECTRIC METERS & ACCESSORIES

Separate sealed bids for, ELECTRIC METERS & ACCESSORIES, will be received by the CITY OF ALEXANDRIA at the CITY COUNCIL MEETING CHAMBERS, ALEXANDRIA CITY HALL, ALEXANDRIA, LOUISIANA, until 10:00 AM CST, TUESDAY, April 8, 2025, and then at said office publically opened and read aloud.

Complete bid packet, bid specifications may be obtained at the City of Alexandria's website, www.cityofalexandria.com under the heading "Business", and drop down to "RFP/RFQ/RFI/BIDS". There is no charge to download bid documents from the City's website.

Pursuant to LA R.S. 38:2212.1 B.(4)(a), vendors have the option to submit their bids electronically. Please find bid related documents and place electronic bids at www.centralbidding.com. For questions regarding the electronic bidding process, please call Central Bidding at 225-810-4814.

Questions and/or clarifications of bid specifications are to be in written form only, either mailed, faxed, or emailed to the attention of Andre Garsaud, City of Alexandria Purchasing Department, PO Box 71, Alexandria, LA 71309-0071; Fax 318-441-6185; email to andre.garsaud@cityofalex.com and must be received by 4:00 PM CST, Thursday, March 27, 2025.

OR

Address for Postal Delivery:

City of Alexandria
Donna Jones, City Clerk
PO Box 71
Alexandria, LA 71309-0071

Address for Courier or Overnight Delivery:

City of Alexandria
Donna Jones, City Clerk
915 Third Street, 1st Floor
Alexandria, LA 71301
Phone: 318-449-5090

Address for Electronic Bid Submission:

www.centralbidding.com
Phone: 225-810-4814

PLEASE PUBLISH THREE (3) TIMES:

Friday, February 28, 2025
Friday, March 7, 2025
Friday, March 14, 2025

RESOLUTION NO.

**RESOLUTION AUTHORIZING ADVERTISEMENT FOR BIDS FOR
ELECTRIC METERS AND ACCESSORIES.**

BE IT RESOLVED by the Council of the City of Alexandria, Louisiana, in legal session convened, that the Council hereby authorizes advertisement for bids for electric meters and accessories.

BE IT FURTHER RESOLVED, etc., that the City Clerk proceed with the advertisement according to law, with bids to be opened on April 8, 2025.

PASSED AND ADOPTED at Alexandria, Louisiana, this 25th day of February, 2025.

/s/ Donna P. Jones, MMC
City Clerk

RESOLUTION authorizing advertisement for bids for operating
chemicals for the Wastewater Department.



AGENDA ITEM FACT SHEET

*This fact sheet is the basis for a decision by the City Council.
Please insure that the information is clear, concise and current.*

Division/Department: Finance / Purchasing

Date: February 4, 2025

Title: Request a resolution to advertise for Operating Chemicals for Wastewater Department

Explanation of Proposal:

Additional Information Attached

We request permission to advertise for Operating Chemicals for the Wastewater Department. Bid prices shall remain in effect for a period of twelve (12) months from bid award date. Orders for operating chemicals shall be for individual items on an "as needed" basis only.

Budget:

Neutral

Within Existing

Requires Amendment

Account Number: 401-258101-520503
Operating Chemicals

Expense Amount:

Account Line Item:

Remaining Amount:

Authorization:

1. Mayor

2. Chief Operating Officer

3. City Attorney

4. Finance Director

5. Division Director

6. Department Head

7. Purchasing Agent

Council Staff

Form

Review:

Content

Information: Sufficient

Insufficient

Remarks:

RECEIVED

JAN 11 2025

CITY COUNCIL

ADVERTISEMENT FOR BID

**CITY OF ALEXANDRIA, LOUISIANA
PURCHASING DEPARTMENT**

BID # 2517 Operating Chemicals – Wastewater Department

Separate sealed bids for, OPERATING CHEMICALS- WASTEWATER, will be received by the CITY OF ALEXANDRIA at the CITY COUNCIL MEETING CHAMBERS, ALEXANDRIA CITY HALL, ALEXANDRIA, LOUISIANA, until 10:00 AM CST CDT, TUESDAY, APRIL 8, 2025, and then at said office publically opened and read aloud.

Complete bid packet, bid specifications may be obtained at the City of Alexandria's website, www.cityofalexandria.com under the heading "*Business*", and drop down to "*RFP/RFQ/RFI/BIDS*". There is no charge to download bid documents from the City's website.

Pursuant to LA R.S. 38:2212.1 B.(4)(a), vendors have the option to submit their bids electronically. Please find bid related documents and place electronic bids at www.centralbidding.com . For questions regarding the electronic bidding process, please call Central Bidding at 225-810-4814.

Questions and/or clarifications of bid specifications are to be in written form only, either mailed, faxed, or emailed to the attention of Joann Swain, City of Alexandria Purchasing Department, PO Box 71, Alexandria, LA 71309-0071; Fax 318-619-3412; email to joann.swain@cityofalex.com; and must be received by 4:00 PM, Thursday, March 27, 2025.

Address for Postal Delivery:

City of Alexandria
Donna Jones, City Clerk
PO Box 71
Alexandria, LA 71309-0071

**Address for Courier or
Overnight Delivery:**

City of Alexandria
Donna Jones, City Clerk
915 Third Street, 1st Floor
Alexandria, LA 71301
Phone: 318-449-5090

**Address for Electronic
Bid Submission:**

www.centralbidding.com
Phone: 225-810-4814

PLEASE PUBLISH THREE (3) TIMES:

Friday, February 28, 2025
Friday, March 7, 2025
Friday, March 14, 2025

RESOLUTION NO.

RESOLUTION AUTHORIZING ADVERTISEMENT FOR BIDS FOR OPERATING CHEMICALS FOR WASTEWATER DEPARTMENT.

BE IT RESOLVED by the Council of the City of Alexandria, Louisiana, in legal session convened, that the Council hereby authorizes advertisement for bids for operating chemicals for Wastewater Department.

BE IT FURTHER RESOLVED, etc., that the City Clerk proceed with the advertisement according to law, with bids to be opened on April 8, 2025.

PASSED AND ADOPTED at Alexandria, Louisiana, this 25th day of February, 2025.

/s/ Donna P. Jones, MMC
City Clerk

RESOLUTION to co-sponsor 318 United LLC Basketball League.





AGENDA ITEM FACT SHEET

*This fact sheet is the basis for a decision by the City Council.
Please insure that the information is clear, concise and current.*

Division/Department: **Community Services**

Date: **February 13, 2024**

Title: **A RESOLUTION TO CO-SPONSOR 318 UNITED LLC BASKETBALL LEAGUE.**

Explanation of Proposal:

Additional Information Attached

A RESOLUTION TO CO-SPONSOR 318 UNITED LLC BASKETBALL LEAGUE AND PROVIDE USE OF FACILITIES FOR SPORTING EVENTS AND PRACTICE AND OTHERWISE TO PROVIDE WITH RESPECT THERETO.

Budget:

Neutral

Within Existing

Requires Amendment

Account Number:

Expense Amount:

Account Line Item:

Remaining Amount:

Authorization:

1. Mayor

4. Finance Director

2. Chief Operating Officer

5. Division Director

3. City Attorney

6. Department Head

7. Purchasing Agent

Council Staff

Form

Information:

Sufficient

Review:

Content

Insufficient

Remarks:

APPROVED
FEB 13 2024
CITY COUNCIL

CCCP



COMMUNITY PARTNERSHIP REQUEST FORM

Date Submitted: 2/12/25

FORM A

Section I. Applicant Information and Other Funding Source Attempts.

Name/Organization: 318 United LLC

Address: 5971 Toria Drive

City: Alexandria State: LA Zip: 71303

Phone: 318 613 4171 Fax: _____

Contact Name: ^{DeAndre} ~~De~~ Eggins Contact Email Address: 318united@gmail.com

Non-profit? Yes No. If non-profit, attach copy of IRS exemption letter.

Are you a Governmental Entity? Yes No

Event: 318 United Basketball League Date of Event: 2/25 to 4/25

Organization's Mission (brief statement):
To provide recreational opportunities combined with mentorship

Type of Program/Activity: Describe in two or three sentences.
A coed basketball league for 2nd to 8th graders

Identify other event sponsors and the amount (or value, if in-kind) of the funding commitment. (Supporting documentation required.)

Identify other attempts to gain funding or support from private, volunteer, or other entities and their responses. (Supporting documentation required.)

RPSB advised us to partner with city of Alexandria to use JGA that's currently in place to allow access to RPSB gyms.

Section II. Nature and/or Description of Public Funds or Property Needed.

Amount Requested: _____

Property requested: _____

In-kind service requested: _____

(Attach additional paper if more space is needed.)

Section III. Funding Category and/or Basis for Request.

This section seeks information concerning the basis in law for your request under the limited potentially permissible purposes for the City of Alexandria—which may include athletics; recreational activities; cultural or educational activities, such as collaborations with learning institutions, libraries, concerts, art museums and exhibits; parks and playgrounds; and other leisure time and cultural activities and functions of the city. Economic development and advertising/marketing Alexandria or this region is permitted generally only when the activity brings tourism or business to the area which did not already exist or significantly expands activity already in existence.

Which best applies to your request:

- Economic Development Recreation/Athletic Advertise/Market
- Use of City Property for Public Benefit Aid to the Needy
- Arts/Cultural Partnership-Endeavor Educational

IV. Public Purpose and/or Goal of Request .

This section seeks information about whether this event is for a "public purpose," a requirement by the state constitution before any action involving public funds or property can be given or pledged. This means a benefit solely of a private nature—such as to private clubs, organizations, and so forth, not tied to performance of a public need or program—are presumptively disallowed by state law and can subject public officials to criminal sanction. Your request should be tied to open public participation and overall community development.

If not open to the public, your request may not be allowed. The City is concerned with its goal to benefit all citizens to the extent possible although benefits for a class of persons may be permissible, such as for the needy. The City must examine the governmental action it takes to ensure pledges of its assets or funds do not benefit one person or private entity disproportionately to the benefit to the overall community.

If you are a for-profit applicant, what is the expected private benefit to you, your partners, or members of a club if any part of any fundraising goes to an organization and part to some charitable cause? What is percentage breakdown shown in actual projections?

What is (are) the goal(s) of this project? (In one sentence)

To engage and support the youth of central Louisiana

If a governmental entity, is the cooperative endeavor or intergovernmental agreement sought pursuant to local services law, joint emergency preparedness, exchange of surplus property for public safety purposes, or other? (State "other" reason.)

If the use of public funds or property is for social welfare for the aid and support of the needy, how are targeted candidates screened? If not screened, how are they targeted for participation?

V. Benefits to the City.

Proportionality is critical for a public body to give its funds or property. Since this involves taxpayer money, the City of Alexandria has a fiscal responsibility to ensure fairness to all. The City cannot engage in a mere gratuity or giving away of services without a return benefit; however, it may help with your request if you produce a measurable result to the City approximating its gratuity to you.

Does your request or endeavor involve a nearly equal benefit to the citizens you seek to serve when compared to the money or property expended or sought to be used by the public entity? If so, how?

If you cannot show a fair market value dollar-for-dollar match, does your plan or request involve a continuing program or relationship which has a future value attached? How so?

What are your real and substantial obligations to achieve the proportionate return to the City of Alexandria at some point in the future?

What is (are) the expected outcome(s) or benefits(s) to the public from the event to be funded? Specify the number of persons anticipated to be served and the service(s) to be provided.

Describe the history of this program and its success.

If your category was "Economic Development and/or Advertisement," provide the following:

- Projected number of out-of-town participants and guests
- Identify broadcast, web and regional print promotions to be utilized
- Average number of days stay by out-of-town guests to this event
- Help us estimate the projected economic impact on the City by providing the number of people you expect to attend and how you arrived at this conclusion and the number of days your event lasts. (The City will fill in the "multiplier" based on your previous responses.)

Number of people _____ X Number of days _____ X Multiplier _____

STATEMENT OF POLICY OF THE CITY OF ALEXANDRIA

The City of Alexandria adheres to La.Const. art. VII, § 14, and its requirement that the funds, credit, property, or things of value of the City shall not be loaned, pledged, or donated to or for any person, association, or corporation, public or private, except that the use of public funds or property for programs of social welfare for the aid and support of the needy may be allowed if for a public purpose. Also, the City of Alexandria *may* engage in cooperative endeavors with other political subdivisions, the State of Louisiana or its agencies, with the United States or its agencies, or with any public or private association, corporation, or individual, if—(i) the expenditure or transfer of public funds or property is based on a legal obligation, duty, or foundation in law giving rise to the ability to legally contract (e.g., a valid statute, ordinance, charter or contract); (ii) the expenditure is also for a public purpose; and (iii) the expenditure creates a public benefit proportionate to its cost (i.e., the amount expended by the City is met with a comparable return or real and substantial obligation to create a future return).



APPLICANT CERTIFICATION

I certify as representative of _____ that the information provided in this application is true and accurate to the best of my knowledge.

Signature: _____ Date: _____

Print Name: _____

ADMINISTRATIVE USE: Staff Recommendation	_____
City attorney review	_____
CEA or IGA completed	_____
Council Action	Approved _____ Date _____

CECP



COMMUNITY PARTNERSHIP REQUEST FORM

Date Submitted: 2/12/25

FORM A

Section I. Applicant Information and Other Funding Source Attempts.

Name/Organization: 318 United LLC

Address: 5971 Toria Drive

City: Alexandria State: LA Zip: 71303

Phone: 318 613 4171 Fax: _____

Contact Name: ^{DeAndre} ~~De~~ Eggins Contact Email Address: 318united@gmail.com

Non-profit? Yes No. If non-profit, attach copy of IRS exemption letter.

Are you a Governmental Entity? Yes No

Event: 318 United Basketball League Date of Event: 2/25 to 4/25

Organization's Mission (brief statement):

To provide recreational opportunities combined with mentorship

Type of Program/Activity: Describe in two or three sentences.

A coed basketball league for 2nd to 8th graders

Identify other event sponsors and the amount (or value, if in-kind) of the funding commitment. (Supporting documentation required.)

Identify other attempts to gain funding or support from private, volunteer, or other entities and their responses. (Supporting documentation required.)

RPSB advised us to partner with city of Alexandria to use JGA that's currently in place to allow access to RPSB gyms.

If not open to the public, your request may not be allowed. The City is concerned with its goal to benefit all citizens to the extent possible although benefits for a class of persons may be permissible, such as for the needy. The City must examine the governmental action it takes to ensure pledges of its assets or funds do not benefit one person or private entity disproportionately to the benefit to the overall community.

If you are a for-profit applicant, what is the expected private benefit to you, your partners, or members of a club if any part of any fundraising goes to an organization and part to some charitable cause? What is percentage breakdown shown in actual projections?

What is (are) the goal(s) of this project? (In one sentence)

To engage and support the youth of central Louisiana

If a governmental entity, is the cooperative endeavor or intergovernmental agreement sought pursuant to local services law, joint emergency preparedness, exchange of surplus property for public safety purposes, or other? (State "other" reason.)

If the use of public funds or property is for social welfare for the aid and support of the needy, how are targeted candidates screened? If not screened, how are they targeted for participation?

V. Benefits to the City.

Proportionality is critical for a public body to give its funds or property. Since this involves taxpayer money, the City of Alexandria has a fiscal responsibility to ensure fairness to all. The City cannot engage in a mere gratuity or giving away of services without a return benefit; however, it may help with your request if you produce a measurable result to the City approximating its gratuity to you.

Does your request or endeavor involve a nearly equal benefit to the citizens you seek to serve when compared to the money or property expended or sought to be used by the public entity? If so, how?

If you cannot show a fair market value dollar-for-dollar match, does your plan or request involve a continuing program or relationship which has a future value attached? How so?

APPLICANT CERTIFICATION

I certify as representative of _____ that the information provided in this application is true and accurate to the best of my knowledge.

Signature: _____ Date: _____

Print Name: _____

ADMINISTRATIVE USE: Staff Recommendation	_____
City attorney review	_____
CEA or IGA completed	_____
Council Action	Approved _____ Date _____

RESOLUTION NO.

RESOLUTION TO CO-SPONSOR 318 UNITED LLC BASKETBALL LEAGUE.

BE IT RESOLVED by the Council of the City of Alexandria, Louisiana, in legal session convened, that the Council hereby authorizes to co-sponsor 318 United LLC Basketball League and provide use of facilities for sporting events and practice.

THIS RESOLUTION having been submitted in writing, was then submitted to a final vote as a whole, the vote thereon being as follows:

YEAS:

NAYS:

ABSENT:

PASSED AND ADOPTED at Alexandria, Louisiana, this 25th day of February, 2025.

/s/ Donna P. Jones, MMC
City Clerk

RESOLUTION to adopt HUD's 2025-2029 Five Year Consolidated
Plan and 2025-2026 Annual Action Plan.



AGENDA ITEM FACT SHEET

This fact sheet is the basis for a decision by the City Council.
Please insure that the information is clear, concise and current.

Division/Department: **PLANNING / COMMUNITY DEVELOPMENT**

Date: **01/23/2025**

Title: **RESOLUTION TO SET A PUBLIC HEARING ON 02/11/2025 TO ADOPT HUD'S PY 2025-2029 FIVE YEAR CONSOLIDATED PLAN & PY2025-2026 ANNUAL ACTION PLAN**

Explanation of Proposal:

Additional Information Attached

HUD requires the City of Alexandria's Community Development Department to submit a Five Year Consolidated Plan to define the projects, activities and goals to be executed over the next five years using HUD funds. This plan includes the first year's Annual Action Plan. A public comment period was held for thirty (30) days, a public meeting with the 5 Target Neighborhood group citizens and a meeting with the Citizen's Advisory Committee was held for their input and review. The City Council meeting to adopt the plan will also serve as a public hearing and notice.

Budget:

Neutral Within Existing Requires Amendment


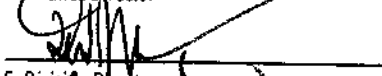


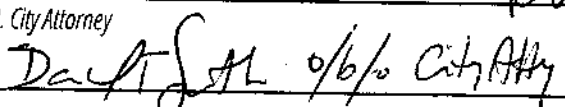


Account Number:

Expense Amount:

Account Line Item:

Remaining Amount:

Authorization:

1. Mayor 	4. Finance Director 
2. Chief Operating Officer 	5. Division Director 
3. City Attorney 	6. Department Head 
	7. Purchasing Agent 

Council Staff

Form

Information:

Sufficient

Review:

Content

Insufficient

Remarks: Exhibit: PY2025-2029 Five Year Consolidated Plan, including PY2025-2026 Annual Action Plan

RESOLUTION NO.

**RESOLUTION TO ADOPT HUD'S 2025-2029 FIVE YEAR
CONSOLIDATED PLAN AND 2025-2026 ANNUAL ACTION PLAN.**

BE IT RESOLVED by the Council of the City of Alexandria, Louisiana, in legal session convened, that the Council hereby authorizes the adoption of HUD's 2025-2029 Five Year Consolidated Plan and 2025-2026 Annual Action Plan.

THIS RESOLUTION having been submitted in writing, was then submitted to a final vote as a whole, the vote thereon being as follows:

YEAS:

NAYS:

ABSENT:

PASSED AND ADOPTED at Alexandria, Louisiana, this 25th day of February, 2025.

/s/ Donna P. Jones, MMC
City Clerk

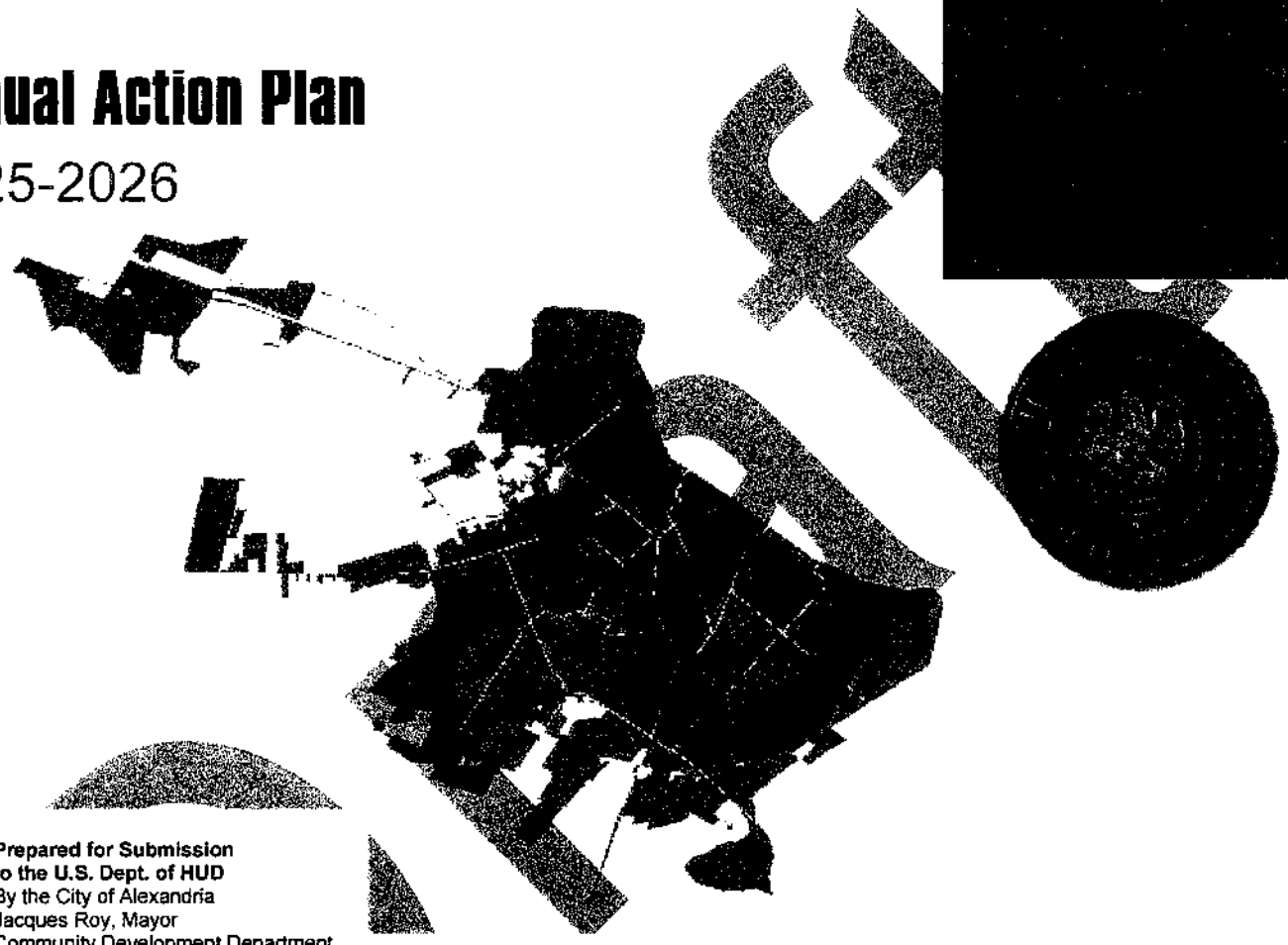
City of Alexandria

Consolidated Plan

2025-2029

Annual Action Plan

2025-2026



Prepared for Submission
to the U.S. Dept. of HUD
By the City of Alexandria
Jacques Roy, Mayor
Community Development Department
625 Murray Street, Suite 7,
Alexandria, LA 71301-8022

Adopted Ordinance #

Mayor Jacques Roy

Prepared by:

Executive Summary

ES-05 Executive Summary - 24 CFR 91.200(c), 91.220(b)

1. Introduction

The City of Alexandria receives annual grant allocations from HUD through the Community Development Block Grant (CDBG) and HOME Investment Partnership Program (HOME). The overarching purpose of the CDBG and HOME programs is to assist low to moderate-income families and households, which are those that earn less than 80% of the area median income. The funds are used to pursue three goals:

- (1) Provide decent, affordable housing
- (2) Create suitable living environments, and
- (3) Expand economic opportunities.

In order to access these federal funds, the City must carry out a planning process to identify the scope of housing and community development needs in its jurisdiction and how the available funding can best be used to meet those needs. This document, the City's Consolidated Plan, is the result of the planning process. The term of the Consolidated Plan will begin **May 01, 2025 and end April 30, 2030**. The contents of the plan are guided by the federal regulations set forth by HUD in 24 CFR Part 91. The plan includes the following sections:

- **Process**

Outreach is a key component of any planning effort. This section describes the City's efforts to gather input from residents, especially those that may benefit from the plan, and from service providers, non-profits, and other government agencies that work within the areas of affordable housing and community development.

- **Needs Assessment**

The Needs Assessment details the City's levels of need for affordable housing by household type, income level, and race and ethnicity. It also includes a review of the needs of public housing, the homeless population, non-homeless populations that require supportive housing and services, and non-housing community development needs such as public facilities, public services, and infrastructure.

- **Market Analysis**

The Market Analysis reviews the current condition of the local housing market and economy. This information will help the City formulate the types of programs that will be effective given the current market conditions.

Strategic Plan

The Strategic Plan describes how the City may use the resources available to meet the most pressing needs identified through the planning process. It includes a summary of the City's priority needs, an estimate of available funding, a summary of who will be undertaking the actions called for in the plan, and a set of numeric goals the City hopes to accomplish over the course of the five year plan.

- **FY2025 Annual Action Plan**

The first year Annual Action Plan describes the resources available and the planned actions that the City may undertake in the first year of the plan, from May 01, 2025 to April 30, 2026.

SLUM and BLIGHT AREA:

As part of this Consolidated Plan the City is submitted for the designation of a slum and blight area. This area is also being made a target area under this Consolidated Plan. The comprehensive assessment of the target area will identify specific conditions. The City will access funding and implement revitalizing efforts.

HOME-ARP FUNDS:

In September 2021, the City was awarded \$937,270.00 in HOME-ARP Entitlement funds. The focus of this program is for the primary benefit of qualifying individuals and families who are homeless, at risk of homelessness or in other vulnerable populations. While HUD does not require the Five Year Consolidated Plan to be amended for these funds, the City felt it important to include. These activities include: 1) development and support of affordable housing; 2) tenant-based rental assistance; 3) provision of supportive services; and 4) acquisition and development of non-congregate shelter units. The qualifying individuals or families are 1) homeless, as defined in section 103(a) of the McKinney-Vento Homeless Assistance Act; 2) at risk of homelessness, as defined in section 401 of the McKinney-Vento; 3) fleeing or attempting to flee domestic violence, dating violence, sexual assault, stalking, or human trafficking; 4) populations where providing supportive services or assistance would prevent a family's homelessness or would serve those with greatest risk of housing stability; or 5) veterans and families that include a veteran family member. One potential obstacle of the program design is that the HOME-ARP assisted units must comply with a minimum period of 15 years for the project's financial feasibility. This is a significant hindrance to the program because the participating jurisdiction will be required to repay the entire amount of HOME-ARP funds invested in the project if there is any non-compliance or termination. The City may work with a Consultant to develop programs and activities for this new allocation.

2. Summary of the objectives and outcomes identified in the Plan Needs Assessment Overview

After reviewing and analyzing the data gathered through the consultation, citizen outreach, needs assessment, and market analysis, the City developed a set of goals and strategies to make the best use of its limited resources to address its most pressing affordable housing, community development, and homeless problems. The City developed four broad goals to meet its most pressing needs

(1) Provide for Owner-Occupied Rehab

The City estimates it will assist approximately 100 qualified low to moderate-income homeowner beneficiaries over the 5-year period. The City will use CDBG funds to perform minor rehabilitation on housing systems, having costs up to \$15,000.00. CDBG and/or HOME funds may also be used to provide lead testing and abatement. In the event the City elects to run the HOME Major Rehabilitation Program, then it would provide up to \$100,000.00 per unit.

(2) Increase Affordable Housing Opportunities

The City is a recipient of HOME Investment In Partnerships funds (HOME). This program requires 15% of funds awarded by set-aside to Community Housing Development Organization's (CHDO'S). The City hopes to establish partnerships with CHDO's to increase the number of units for occupancy through the rehabilitation of units.

(3) Address Slum and Blight

The City will fund three initiatives to address and eliminate blighted conditions within the City. First, the City will support code enforcement efforts to identify and cite blighted properties with a goal of providing enforcement at approximately 375 properties. The City will provide funding for the demolition and clearance of an estimated 75 blighted structures. Finally, if necessary, the City will work with property owners to address clouded title issues as part of any acquisition efforts under its programs.

3. Evaluation of past performance

In recent years, the City has focused the use of its CDBG funds on minor repair, code enforcement, and clearance. A summary of each program is provided below:

- Demolition and clearance of blighted properties is often identified as their highest priority by neighborhood residents. The City averages 15 demolitions per year. While the demolition of the blighted structures improves the neighborhood, the next step would be to identify a re-use of the property. Unfortunately, the City has had a difficult time in the past in acquiring "heir properties" where more than one party has an interest in the property.

- The CDBG Minor Repair program provided up to \$5,000 of rehabilitation to homeowners to address deferred maintenance to help owners maintain independent living. Some properties may qualify for up to \$15,000 of roof repairs under this program.

Since 1992, the City has used HOME funds to assist with the development of 123 rental units and 34 homebuyer units, and rehabilitated 1,254 units of owner-occupied housing. In recent years, the City's HOME allocation has been drastically reduced to a point where the City has only been able to fund rehabilitation projects during a project per year.

4. Summary of citizen participation process and consultation process

CITIZEN PARTICIPATION

The City will focus the use of its funds in its five designated target neighborhoods. As such, the City held neighborhood meetings in the target areas to discuss potential uses of funds, recent accomplishments, current priority needs, and how to best use future allocations. The target areas include North Alexandria, Central Business District, Samtown/Woodside, Lower Third, and South Alexandria.

The City also convened a Citizen Advisory Group. The group members include residents from each target area as well a representative for different advocacy groups, including Elderly and Disabled, Youth, persons with HIV/AIDS, Mentally Disabled, and Homeless.

The City follows its Citizen Participation Plan (CPP) for all community outreach. The CPP has been amended 2020 in accordance with HUD-provided guidance and is attached to this Consolidated Plan.

The City conducted a public hearing on November 6, 2024 to collect community input. Additionally, the City held a Citizen Advisory Committee meeting on January 16, 2025 to collect further community input and review the 2025-2026 proposed Annual Action Plan and 5 Year Con Plan. The City published a final public hearing for the proposed plan for citizen comment from January 24, 2025 to February 24, 2025 at 4:30 pm.

A summary of all comments and feedback received through the public participation process is included as an attachment to the plan.

CONSULTATION

To assess the different needs within the community and in an effort to reach out and better coordinate with other service providers in the area, the City conducted a number of consultations with local non-profits, assisted housing providers, and other governmental agencies and departments. For a complete list of organizations contacted, please refer to section PR-10 Consultation.

5. Summary of public comments

A summary of all comments and feedback received through the public participation process is included as an attachment to the plan.

6. Summary of comments or views not accepted and the reasons for not accepting them

All comments and feedback were accepted and considered when developing the plan.

7. Summary

To develop this Consolidated Plan, the City analyzed the level of need through citizen outreach, consultations with service providers, and a review of needs-related data and the local market. The results of the needs assessment indicate the needs of the community have not significantly changed from the last five year plan. The most pressing needs continue to be a large number of blighted properties and substandard condition of housing, especially within the neighborhoods identified as CDBG target areas. As such, the resources available to the City through the programs covered by this plan, including the Community Development Block Grant (CDBG) and the HOME Investment Partnerships Grant (HOME), will focus on the elimination of blighted properties, and the improvement of the condition of existing housing stock. The City will also work to better serve its homeless populations and non-homeless populations with special needs.

The Process

PR-05 Lead & Responsible Agencies 24 CFR 91.200(b)

1. Describe agency/entity responsible for preparing the Consolidated Plan and those responsible for administration of each grant program and funding source

The following are the agencies/entities responsible for preparing the Consolidated Plan and those responsible for administration of each grant program and funding source.

Agency Role	Name	Department/Agency
CDBG Administrator	ALEXANDRIA	Community Development
HOME Administrator	ALEXANDRIA	Community Development

Table 1 – Responsible Agencies

Narrative

The City of Alexandria is the lead agency for this Consolidated Plan. Specifically, the Community Development Department administers the Consolidated Plan and all of its funded programs on behalf of the City. Some programs are administered directly by the City. For others, the Community Development Department relies on a number of partners, including non-profit organizations, contractors, and other public agencies to undertake the projects.

Consolidated Plan Public Contact Information

Shirley Branham

625 Murray St., Suite 7

Alexandria, LA 71301

Phone: 318-449-5070

shirley.branham@cityofalex.com

PR-10 Consultation – 91.100, 91.110, 91.200(b), 91.300(b), 91.215(I) and 91.315(I)

1. Introduction

When developing the plan, the City reached out to local service providers and other government agencies to gather information on housing, homeless, and community development needs and to determine how the available federal resources should best be used to meet the City's priority needs. At this time, the City also sought to build better working relationships with service providers in the spirit of increasing coordination between the City's efforts and those of the service providers. This section summarizes the consultation efforts made by the City and details specific information required by HUD in regard to coordination on homeless efforts.

Provide a concise summary of the jurisdiction's activities to enhance coordination between public and assisted housing providers and private and governmental health, mental health and service agencies (91.215(I)).

The City reached out to public and assisted housing and service providers as part of the consultation process. The main purpose of the consultation process was to collect input from area stakeholders in terms of community needs and priorities. However, the City used the opportunity to better understand the nature and scope of services provided by the agencies and looked for new ways to partner. The objective was to create a space for ongoing communication and collaboration between housing providers, healthcare agencies, mental health services and social service organizations. Some of the activities included meetings to discuss shared goals, establish cross-sector meetings for housing, health and mental health at nearby community centers and discuss communication across sectors. The City will continue to work with the Continuum of Care, local churches, and nonprofits to address community needs.

Describe coordination with the Continuum of Care and efforts to address the needs of homeless persons (particularly chronically homeless individuals and families, families with children, veterans, and unaccompanied youth) and persons at risk of homelessness

The City met with the Executive Director and members of the Central Louisiana Homeless Coalition, the lead member of the Continuum of Care, to determine priority homeless needs and discuss potential strategies for meeting those needs. The City participates in the Coalition on a regular basis.

Some of the discussion shared included a community-driven approach through data sharing, collaborative housing programs and strong focus on prevention, diversion and support services. The emphasis was not only on the need for housing but also the provision of wraparound services that address the health, mental health and social needs of individuals, which are often critical to ending homelessness. Effective coordination within the CoC ensures that no one falls through the cracks and that each person receives the services they need to achieve long-term housing stability.

Further, the Volunteers of America of North Louisiana, a continuum of care member, is addressing homeless persons and those at risk of homelessness through street outreach efforts and permanent housing options. For individuals with a diagnosed mental illness, there are one-time assistance opportunities for rent and/or utilities. Permanent Supportive Housing options are available for up to 15 individuals deemed chronically homeless with a diagnosed mental illness. For families with children, those fleeing domestic violence, and Veterans, there are Rapid Rehousing opportunities for financial assistance with rent and utilities as well as in-home case management services for up to 2 years per individual. Lastly, Volunteers of America has housing financial assistance for up to 6 months for ex-offenders being released from jail/prison into Rapides Parish.

Describe consultation with the Continuum(s) of Care that serves the jurisdiction's area in determining how to allocate ESG funds, develop performance standards and evaluate outcomes, and develop funding, policies and procedures for the administration of HMIS

Members of the Continuum of Care work independently and collectively to address community needs.

2. Describe Agencies, groups, organizations and others who participated in the process and describe the jurisdictions consultations with housing, social service agencies and other entities

Table 2 – Agencies, groups, organizations who participated

1	Agency/Group/Organization	Alexandria Housing Authority
	Agency/Group/Organization Type	Housing PHA Other government - Local
	What section of the Plan was addressed by Consultation?	Housing Need Assessment Public Housing Needs
	How was the Agency/Group/Organization consulted and what are the anticipated outcomes of the consultation or areas for improved coordination?	Attended focus group meeting.

2	Agency/Group/Organization	Central Louisiana Coalition to End Homelessness
	Agency/Group/Organization Type	Housing Services-Persons with Disabilities Services-Victims of Domestic Violence Services-homeless Services - Victims Regional organization Planning organization
	What section of the Plan was addressed by Consultation?	Housing Need Assessment Homelessness Strategy Homeless Needs - Chronically homeless Homeless Needs - Families with children Homelessness Needs - Veterans Homelessness Needs - Unaccompanied youth
	How was the Agency/Group/Organization consulted and what are the anticipated outcomes of the consultation or areas for improved coordination?	Attended focus group meeting. Agency also participates in the Citizen Advisory Committee on behalf of homeless service agencies.
3	Agency/Group/Organization	LOUISIANA Housing Corporation
	Agency/Group/Organization Type	Housing Service-Fair Housing Health Agency Child Welfare Agency Other government - State
	What section of the Plan was addressed by Consultation?	Lead-based Paint Strategy Fair Housing
	How was the Agency/Group/Organization consulted and what are the anticipated outcomes of the consultation or areas for improved coordination?	Consulted with Childhood Lead Poisoning Prevention Program (LACLPPP) regarding lead paint data.
4	Agency/Group/Organization	Acadiana Regional Coalition on Homelessness and Housing
	Agency/Group/Organization Type	Housing Services - Housing

	What section of the Plan was addressed by Consultation?	Housing Need Assessment Homelessness Strategy Homeless Needs - Chronically homeless Homeless Needs - Families with children Homelessness Needs - Veterans Homelessness Needs - Unaccompanied youth Market Analysis
	How was the Agency/Group/Organization consulted and what are the anticipated outcomes of the consultation or areas for improved coordination?	Attended focus group meeting.
5	Agency/Group/Organization	Greater New Orleans Housing Alliance
	Agency/Group/Organization Type	Housing Services - Housing
	What section of the Plan was addressed by Consultation?	Housing Need Assessment Market Analysis
	How was the Agency/Group/Organization consulted and what are the anticipated outcomes of the consultation or areas for improved coordination?	Attended focus group meeting.
6	Agency/Group/Organization	City of Monroe
	Agency/Group/Organization Type	Housing Services - Housing
	What section of the Plan was addressed by Consultation?	Housing Need Assessment Market Analysis
	How was the Agency/Group/Organization consulted and what are the anticipated outcomes of the consultation or areas for improved coordination?	Attended focus group meeting.
7	Agency/Group/Organization	City of Alexandria
	Agency/Group/Organization Type	Other government - Local Grantee Department
	What section of the Plan was addressed by Consultation?	Housing Need Assessment Homelessness Strategy Economic Development Market Analysis Anti-poverty Strategy

	How was the Agency/Group/Organization consulted and what are the anticipated outcomes of the consultation or areas for improved coordination?	Consulted with a number of City departments, including zoning, community development, and Mayor's office staff.
8	Agency/Group/Organization	Greater Alexandria Economic Development Authority
	Agency/Group/Organization Type	Services-Employment
	What section of the Plan was addressed by Consultation?	Economic Development Anti-poverty Strategy
	How was the Agency/Group/Organization consulted and what are the anticipated outcomes of the consultation or areas for improved coordination?	Agency consulted via phone and email.
9	Agency/Group/Organization	Coldwell Banker
	Agency/Group/Organization Type	Housing Service-Fair Housing
	What section of the Plan was addressed by Consultation?	Housing Need Assessment Economic Development Market Analysis
	How was the Agency/Group/Organization consulted and what are the anticipated outcomes of the consultation or areas for improved coordination?	Attended focus group meeting.
10	Agency/Group/Organization	Key Realty
	Agency/Group/Organization Type	Housing Service-Fair Housing
	What section of the Plan was addressed by Consultation?	Housing Need Assessment Economic Development Market Analysis
	How was the Agency/Group/Organization consulted and what are the anticipated outcomes of the consultation or areas for improved coordination?	Attended focus group meeting.
11	Agency/Group/Organization	Latter & Blum
	Agency/Group/Organization Type	Housing Service-Fair Housing
	What section of the Plan was addressed by Consultation?	Housing Need Assessment Economic Development Market Analysis

	How was the Agency/Group/Organization consulted and what are the anticipated outcomes of the consultation or areas for improved coordination?	Attended focus group meeting.
12	Agency/Group/Organization	Ritchie Real Estate
	Agency/Group/Organization Type	Housing Service-Fair Housing
	What section of the Plan was addressed by Consultation?	Housing Need Assessment Economic Development Market Analysis
	How was the Agency/Group/Organization consulted and what are the anticipated outcomes of the consultation or areas for improved coordination?	Attended focus group meeting.
13	Agency/Group/Organization	Noles-Frye Realty
	Agency/Group/Organization Type	Housing Service-Fair Housing
	What section of the Plan was addressed by Consultation?	Housing Need Assessment Economic Development Market Analysis
	How was the Agency/Group/Organization consulted and what are the anticipated outcomes of the consultation or areas for improved coordination?	Attended focus group meeting.
14	Agency/Group/Organization	Volunteers of America - North LA
	Agency/Group/Organization Type	Services-Veterans
	What section of the Plan was addressed by Consultation?	Housing Need Assessment Public Housing Needs Homelessness Strategy Homeless Needs - Chronically homeless Homeless Needs - Families with children Homelessness Needs - Veterans Homelessness Needs - Unaccompanied youth
	How was the Agency/Group/Organization consulted and what are the anticipated outcomes of the consultation or areas for improved coordination?	Participated via the focus group meetings.

15	Agency/Group/Organization	CENLA AREA AGENCY ON AGING
	Agency/Group/Organization Type	Housing Services-Elderly Persons Services-Persons with Disabilities
	What section of the Plan was addressed by Consultation?	Housing Need Assessment Non-Homeless Special Needs
	How was the Agency/Group/Organization consulted and what are the anticipated outcomes of the consultation or areas for improved coordination?	Participated via Citizen Advisory Committee on behalf of elderly and handicapped advocacy and service organizations.
16	Agency/Group/Organization ?	Caring Choices (Central LA Human Services District - CLHSD)
	Agency/Group/Organization Type	Services outpatient -mental health and substance use
	What section of the Plan was addressed by Consultation?	Housing Need Assessment Public Housing Needs Homelessness Strategy Homeless Needs - Chronically homeless Homeless Needs - Families with children Homelessness Needs - Veterans Homelessness Needs - Unaccompanied youth Non-Homeless Special Needs
	How was the Agency/Group/Organization consulted and what are the anticipated outcomes of the consultation or areas for improved coordination?	Consulted via phone interview.
17	Agency/Group/Organization	Childrens Advocacy Center
	Agency/Group/Organization Type	Services-Children
	What section of the Plan was addressed by Consultation?	Housing Need Assessment Homeless Needs - Families with children Non-Homeless Special Needs Services-Children
	How was the Agency/Group/Organization consulted and what are the anticipated outcomes of the consultation or areas for improved coordination?	Consulted via phone interview.

18	Agency/Group/Organization	City of Alexandria-Hope House
	Agency/Group/Organization Type	Services-homeless
	What section of the Plan was addressed by Consultation?	Housing Need Assessment Public Housing Needs Homelessness Strategy Homeless Needs - Chronically homeless Homeless Needs - Families with children Homelessness Needs - Veterans Homelessness Needs - Unaccompanied youth Non-Homeless Special Needs
	How was the Agency/Group/Organization consulted and what are the anticipated outcomes of the consultation or areas for improved coordination?	Participated in Citizen Advisory Meeting
19	Agency/Group/Organization ?	The Extra Mile
	Agency/Group/Organization Type	Services-homeless
	What section of the Plan was addressed by Consultation?	Housing Need Assessment Public Housing Needs Homelessness Strategy Homeless Needs - Chronically homeless Homeless Needs - Families with children Homelessness Needs - Veterans Homelessness Needs - Unaccompanied youth Non-Homeless Special Needs
	How was the Agency/Group/Organization consulted and what are the anticipated outcomes of the consultation or areas for improved coordination?	Participated in Citizen Advisory Meeting
20	Agency/Group/Organization	CENLA Community Action Committee
	Agency/Group/Organization Type	Services-Employment
	What section of the Plan was addressed by Consultation?	Economic Development Anti-poverty Strategy
	How was the Agency/Group/Organization consulted and what are the anticipated outcomes of the consultation or areas for improved coordination?	Participated in Citizen Advisory Meeting.

21	Agency/Group/Organization	Central Louisiana Technical Community College (CLTCC)
	Agency/Group/Organization Type	Workforce Development
	What section of the Plan was addressed by Consultation?	Education Training Economic Growth Community Needs
	How was the Agency/Group/Organization consulted and what are the anticipated outcomes of the consultation or areas for improved coordination?	Consulted via phone interview.
22	Agency/Group/Organization	United Way of Greater Louisiana
	Agency/Group/Organization Type	Services-Children Services-Families
	What section of the Plan was addressed by Consultation?	Housing Need Assessment Homeless Needs - Families with children Non-Homeless Special Needs
	How was the Agency/Group/Organization consulted and what are the anticipated outcomes of the consultation or areas for improved coordination?	Consulted via phone interview.

Identify any Agency Types not consulted and provide rationale for not consulting

Agencies were consulted in all areas of the Plan.

Other local/regional/state/federal planning efforts considered when preparing the Plan

Name of Plan	Lead Organization	How do the goals of your Strategic Plan overlap with the goals of each plan?
Continuum of Care	Central Louisiana Homeless Coalition	The Continuum of Care goals, strategies, and policies are adopted by the City as it relates to the Strategic Plan homeless goals.

Name of Plan	Lead Organization	How do the goals of your Strategic Plan overlap with the goals of each plan?
2009 Revitalization Master Plan with Addendum	City of Alexandria	In the 2009 Revitalization Master Plan, as amended in 2020, the City identified a number of neighborhoods in need of revitalization. The proposed actions called for removal of blighted properties, reclamation of vacant and abandoned properties, and the development of new housing. The goals and strategies of this Strategic Plan continue to address the same issues identified in the 2009 Revitalization Master Plan.
2014 ThinkAlex Resiliency Plan	City of Alexandria	In 2014, the city completed a community planning effort that included transportation, land use, housing, zoning, and a revision of the municipal development code. The goals of this Strategic Plan will be guided and influenced by the findings and recommendations of the ThinkAlex plan.
2019 Comprehensive Economic Development Strategy	Kisatchie Delta Planning Development District	This plan used as a source of data used to determine priorities and needs related to economic development.
2019 Strategies for Addressing VADP in COA	Center for Community Progress	2019 Strategies for Addressing Vacant, Abandoned and Deteriorated Properties in COA: Series of onsite investigation and data analysis to help the City revise existing policies to better made blight and the tax adjudication process.
2021 Transportation Improvement Program	Rapides Area Planning Commission (RAPC)	This plan used as a source for public transportation creating a blueprint for public transportation to address mobility gaps in Central Louisiana. The goals of this plan will focus on infrastructure, environmental sustainability, economic development, land use and long term sustainability and resilience.

Table 3 – Other local / regional / federal planning efforts

Describe cooperation and coordination with other public entities, including the State and any adjacent units of general local government, in the implementation of the Consolidated Plan (91.215(I))

The City consulted with Rapides Parish, the City of Monroe, and Calcasieu Parish in the development of this Consolidated Plan. **Narrative (optional):**

PR-15 Citizen Participation – 91.105, 91.115, 91.200(c) and 91.300(c)**1. Summary of citizen participation process/Efforts made to broaden citizen participation
Summarize citizen participation process and how it impacted goal-setting**

As part of the planning process, the City conducted a number of public meetings and hearings in order to gauge the needs of the community, and gather feedback for the Consolidated Plan, especially those of residents within the identified target area described in SP-10. The citizen participation meetings play a crucial role in shaping goal planning by receiving valuable input, fostering community engagement and ensuring that the priorities of the public were received.

The initial hearing was conducted on November 6, 2024. The City then met with the Citizens Advisory Committee on January 16, 2025, to review proposed changes. The citizen advisory committee meetings are notified to the public meetings, via email or phone call, of upcoming meetings since this is a targeted group. All meetings are held in accessible locations. The committee includes two representatives from the targeted, plus one representative for each of the five following constituencies: Elderly/Handicapped, Youth, and Persons with HIV/AIDS, Mentally Disabled, and Homeless. No comments were received. Lastly, the City conducted a second public hearing on February 24, 2025 allowing a thirty day comment period before presenting the plan to the City Council for adoption via Resolution # _____.

Citizen Participation Outreach

Sort Order	Mode of Outreach	Target of Outreach	Summary of response/attendance	Summary of comments received	Summary of comments not accepted and reasons	URL (if applicable)
1	30-Day Public Comment	Non-targeted/broad community	The draft plan was made available for public comment for 30 days from January 24 through February 24, 2025.	No comments were received.	All comments were accepted.	
2	Public Hearing	Non-targeted/broad community	A public hearing was held on November 6, 2024 to gather comments from the public.	Comments were received on community needs	All comments were accepted.	
3	Public Hearing	Targeted Outreach	Four community focus groups were held on the topics of affordable housing, services, landlord relations, and the real estate market on January 16, 2025.	Affordable housing that is decent and safe is top of mind for many of the participants across all of the focus groups. Substandard rental properties, vacant lots, dilapidated structures was a common theme	All comments were accepted.	

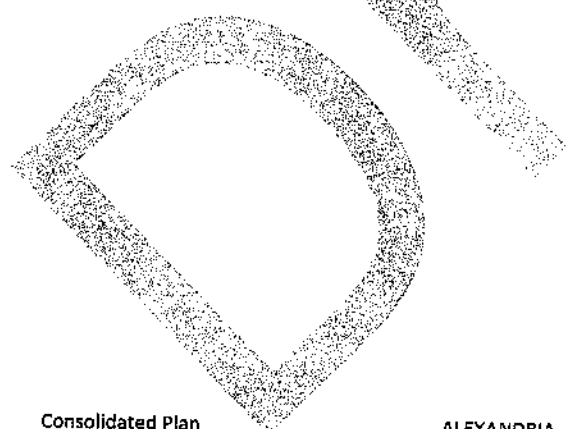
Sort Order	Mode of Outreach	Target of Outreach	Summary of response/attendance	Summary of comments received	Summary of comments not accepted and reasons	URL (if applicable)
4	Public Hearing	Non-targeted/broad community	A public hearing was held on February 25, 2025 for comments and adoption of the plan by City Council.	Comments were received on community needs	All comments were accepted and Resolution _____ was adopted.	

DRAFT

<p>5</p>	<p>30-Day Public Comment</p>	<p>Non-targeted/broad community</p>	<p>An online community survey was open from February 10 to March 10, 2020. The survey was available in English and Spanish.</p>	<p>A total of fifty-four (54) responses were received. The survey explored issues related to housing, barriers and challenges facing respondents related to housing, and explored the ways in which people had experienced discrimination. The priority challenge for those responding to the survey was the cost of housing at 69%. The physical condition of their neighborhoods and the crime that often comes with abandoned buildings was also something that was of concern for over</p>	<p>All comments were accepted.</p>
----------	------------------------------	-------------------------------------	---	--	------------------------------------

Sort Order	Mode of Outreach	Target of Outreach	Summary of response/attendance	Summary of comments received	Summary of comments not accepted and reasons	URL (if applicable)
				half of respondents (58%)		
6	30-Day Public Comment	Targeted outreach	The City contacted ten stakeholders for their local perspective on issues address in the Consolidated Plan.	The interviews explored issues related to housing, public services, economic development, infrastructure, community revitalization, fair housing, and fair housing choice.	All comments were accepted.	

Table 4 - Citizen Participation Outreach



Needs Assessment

NA-05 Overview

Needs Assessment Overview

In order to ensure the most efficient and effective use of resources the City of Alexandria must first assess the needs of the community. In this section, the City's various demographic and economic indicators will be described and analyzed to provide the foundation needed for grant management.

Developing a picture of the current needs in the City begins by looking at broad trends in population, income, and household demographics. Once that data has been gathered, they can be examined with a more nuanced analysis of variables, such as how family and household dynamics relate to race and housing problems.

A key goal of the Needs Assessment section is to identify the nature and prevalence of housing problems experienced by the City's residents. Per HUD's definition, there are four housing problems that are assessed:

- Cost-Burden, which is defined as households who spend 30% or more of their income on housing costs
- Lack of Complete Plumbing
- Lack of Complete Kitchen Facilities
- Overcrowding

In addition to the demographics analyzed, this section also looks at factors that impact or are impacted by the housing market. The City's public housing needs of those facing homelessness, and non-homeless special needs are also discussed. Finally, non-housing development needs like public services and infrastructure are also analyzed to assist in determining where resources should be allocated.

Whenever possible, each of these issues is juxtaposed with economic and demographic indicators to determine if certain groups carry a disproportionate burden. Understanding the magnitude and prevalence of these issues in the City of Alexandria is crucial to setting evidence-based priorities for entitlement programs.

Data Note: Many fields in this document are populated automatically by the IDIS system. In order to provide the most accurate and up-to-date analysis, additional data sources are often used.

NA-10 Housing Needs Assessment - 24 CFR 91.205 (a,b,c)

Summary of Housing Needs

The housing needs of a community are, like all items in the market economy, a product of supply and demand. However, determining the factors that impact supply and demand is much more complicated than building one house for one household. Changes in population, household size, availability of rental housing, income, and the condition of a property all work to shift the community's housing needs.

Demographics	Base Year: 2010	Most Recent Year: 2022	% Change
Population	47,723	43,944	-7.92%
Households	17,577	17,095	-2.74%
Median Income	\$36,846.00	\$49,049.00	+32.9%

Table 5 - Housing Needs Assessment Demographics

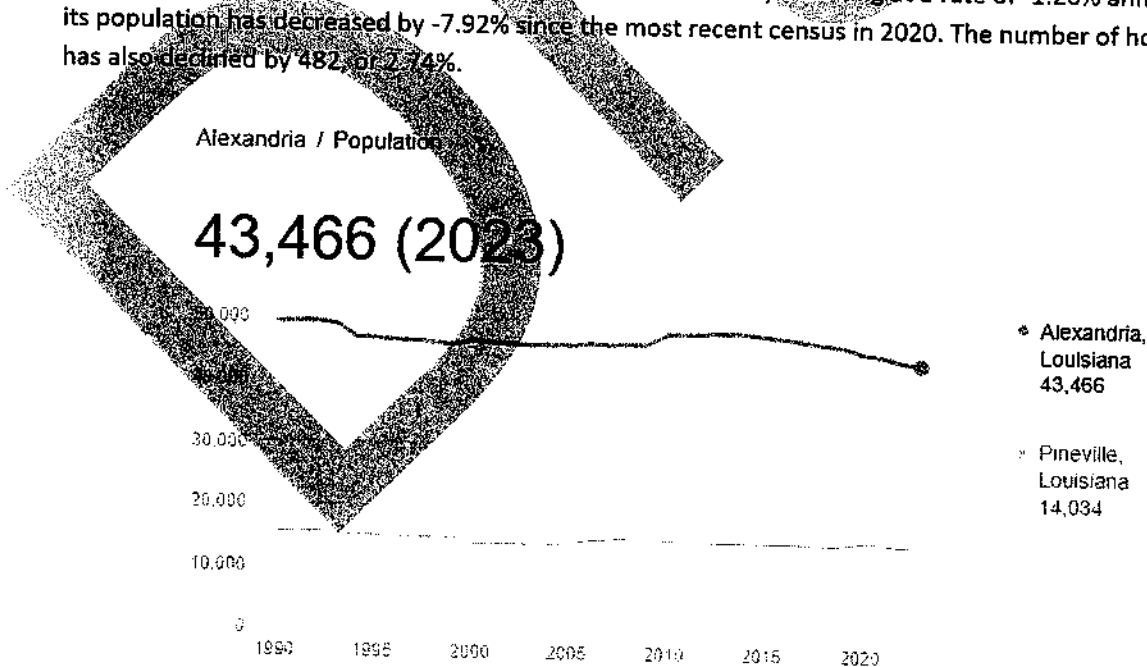
Alternate Data Source Name:


P1 2010 & 2020 Decennial Census, Table S1101, DP03 2022 ACS

Data Source Comments:

Narrative

While the population saw a slight increase between 2000 and 2010 (approximately 1,500), it declined (3,779) in the subsequent decade. Various factors, such as economic changes, migration patterns and natural disasters, may contribute to this trend. In 2023 Alexandria had a current population of 43,466, which is demonstrating further decline. Alexandria is currently declining at a rate of -1.26% annually and its population has decreased by -7.92% since the most recent census in 2020. The number of households has also declined by 482, or -2.74%.







The median household income in Alexandria has seen fluctuations since 2000. The median household income showed only a slight increase from 2000 to 2005 but experienced a small decline by 2010, which could be attributed to the impacts of the "Great Recession." 2010-2020 saw a more significant recovery and growth in income levels. The increase from approximately \$35,668.00 in 2010 to \$41,845.00 in 2020 reflects economic recovery and possibly improvements in local employment opportunities. Post 2020 estimates for 2021 and 2022 suggest continued growth in median household income, indicating a positive trend that may have been influenced by various factors, including inflation adjustments and recovery from pandemic-related economic impacts. The estimated 2022, median income as per Census Data for 2022 is \$49,049.00

Residents have an 87.9% higher median household income than they did in 2000. Unfortunately, a higher median household income does not equate to greater buying power. Several factors contribute to this discrepancy including:

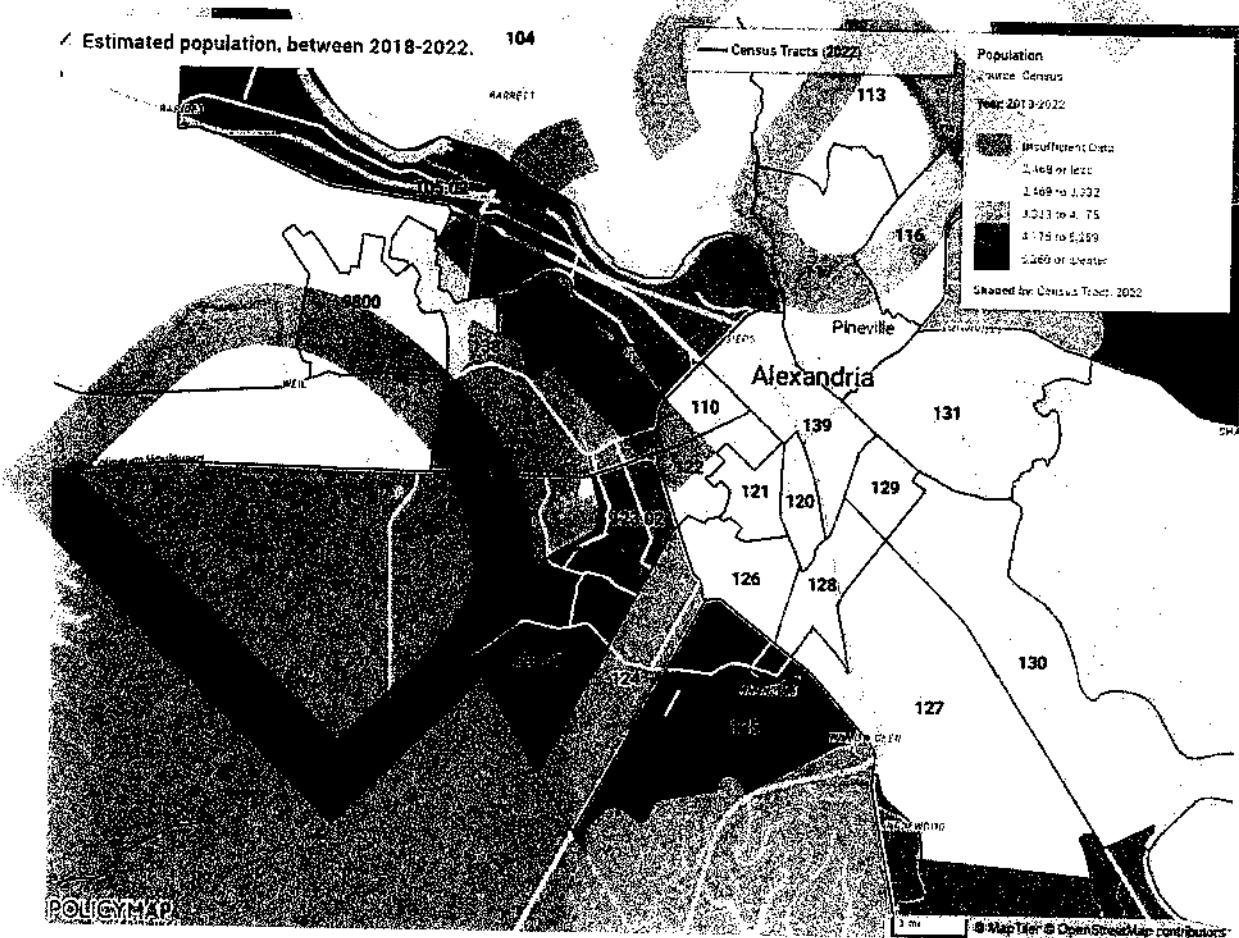
- **Cost of Living:** Alexandria has seen increase in median household income, the cost of living, including housing, utilities, food and healthcare, also has risen
- **Inflation:** This has reduced the value of money since inflation has risen at a higher rate which has declined the purchasing power of the income
- **Wage Stagnation vs. Cost Increases:** Wages for lower- and middle-income workers remain stagnant

- Employment Opportunities: Higher-income jobs are not as accessible to everyone, leading to disparities in actual income and spending power. Additionally a significant portion of the workforce is in lower-paying jobs.
- Economic Conditions: local unemployment rates, job availability and economic growth also affects purchasing power

Financially, residents are, on average, worse off now than they were, which can lead to increases in poverty and substandard living.

Population

The following map displays the population density throughout the City. Overall, there appears to be a concentration of residents in the southwest tracts of the City. These tracts have 4,000 or more people. Every ten years the US Census Bureau redraws the census tract boundaries with the intention of putting approximately 4,000 people in each tract. The high and low tracts may represent population shifts since 2010.



Change in Population

As noted above, the City's population declined by approximately 8.92 % since 2010 at a rate of .89% annually. This decline was not uniform throughout the City. Nearly all the City's decline happened in one area, Section 129 of the northeastern tract.

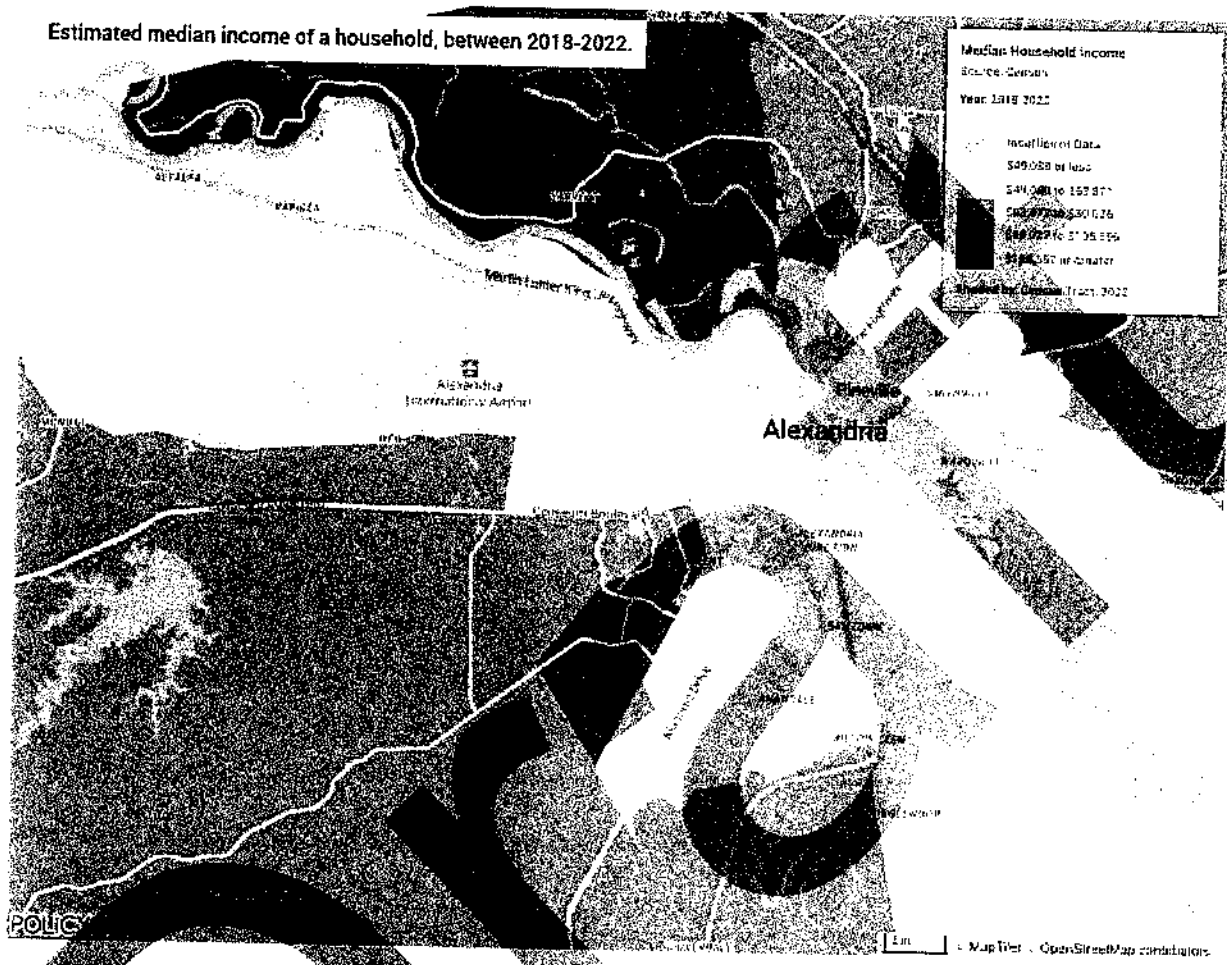
CPD Maps - Consolidated Plan and Continuum of Care Planning Tool



Median Household Income


In the City of Alexandria, a household's income appears to be linked to where that person lives. Tracts in the southwestern part of the City (census Tract 123) have a significantly higher median household income than those in other parts. This tract has a MHI up to \$94,000 and is the same area that saw the most significant population growth in 2000. Majority of the City remains in the MHI ranging from \$10,000 to \$45,000. These low-income areas with higher poverty rates are found in specific neighborhoods particularly those with lower socioeconomic conditions. These areas are concentrated in urban areas, especially near the city center including Downtown Alexandria, West End and North & South Alexandria.

Median Household Income



Poverty

Unsurprisingly, the following map shows that many of the areas with high poverty are also those that were identified above as having a low median household income. As of the latest available data from the U.S. Census Bureau, the poverty rate in Alexandria was approximately 26.4% in 2021. This percentage reflects the portion of the population living below the poverty line, which is higher than the national average.



Poverty Rate

Number of Households Table **HAMFI**— Housing Affordability Measure for Families in Income, which is a metric used to assess the affordability of housing for families across different income levels.

	0-30% HAMFI	>30-50% HAMFI	>50-80% HAMFI	>80-100% HAMFI	>100% HAMFI
Total Households	2,570	2,370	2,560	1,555	8,185
Small Family Households	855	820	630	565	1,525
Large Family Households	180	245	210	85	1,330
Household contains at least one person 62-74 years of age	565	520	695	310	2,325
Household contains at least one person age 75 or older	385	385	565	315	1,455
Households with one or more children 6 years old or younger	585	400	460	280	1,550

Table 6 - Total Households Table

Alternate Data Source Name:
2017-2021 CHAS
Data Source Comments:

Housing Needs Summary Tables

1. Housing Problems (Households with one of the listed needs- CHAS Table 3)

	Renter					Owner				
	0-30% AMI	>30-50% AMI	>50-80% AMI	>80-100% AMI	Total	0-30% AMI	>30-50% AMI	>50-80% AMI	>80-100% AMI	Total
NUMBER OF HOUSEHOLDS										
Substandard Housing - Lacking complete plumbing or kitchen facilities	45	50	90	0	185	4	0	4	4	12
Severely Overcrowded - With >1.51 people per room (and complete kitchen and plumbing)	0	10	70	30	110	0	0	10	0	10
Overcrowded - With 1.01-1.5 people per room (and none of the above problems)	0	35	50	95	180	0	0	30	0	30
Housing cost burden greater than 50% of income (and none of the above problems)	1200	665	140	10	2015	450	205	80	65	800

	Renter					Owner				
	0-30% AMI	>30-50% AMI	>50-80% AMI	>80-100% AMI	Total	0-30% AMI	>30-50% AMI	>50-80% AMI	>80-100% AMI	Total
Housing cost burden greater than 30% of income (and none of the above problems)	215	460	805	165	1645	45	165	220	0	430
Zero/negative Income (and none of the above problems)	245	0	0	0	245	75	0	0	0	75

Table 7 – Housing Problems Table

Alternate Data Source Name:
2017-2021 CHAS
Data Source
Comments:

Housing Needs Summary

The table above gives an overview of housing problems in the City. Using 2021 CHAS data, it provides the numbers of households experiencing each category of housing problem, broken down by income ranges (up to 100% AMI) and owner/renter status.

Cost burden is clearly the biggest housing problem in Alexandria in terms of sheer numbers – a common trend in many communities across the state and nation today. According to the above data there were over 4,000 renters and 1,300 homeowners in the 0% to 100% AMI range spending more than 30% of their income on housing costs (100% AMI is the area median income).

2. Housing Problems 2 (Households with one or more Severe Housing Problems: Lacks kitchen or complete plumbing, severe overcrowding, severe cost burden)

	Renter					Owner				
	0-30% AMI	>30-50% AMI	>50-80% AMI	>80-100% AMI	Total	0-30% AMI	>30-50% AMI	>50-80% AMI	>80-100% AMI	Total
NUMBER OF HOUSEHOLDS										
Having 1 or more of four housing problems	1240	765	355	135	2,495	470	205	115	65	855

	Renter					Owner				
	0-30% AMI	>30-50% AMI	>50-80% AMI	>80-100% AMI	Total	0-30% AMI	>30-50% AMI	>50-80% AMI	>80-100% AMI	Total
Having none of four housing problems	650	770	1280	755	3,455	205	630	810	605	2,250
Household has negative income, but none of the other housing problems	245	0	0	0	245	75	0	0	0	75

Table 8 – Housing Problems 2

Alternate Data Source Name:
2017-2021 CHAS

Severe Housing Problems

The above table shows households with at least one severe housing problem broken out by income and occupancy. The trend in the data is simply the lower the income in a household, the greater presence of severe housing problems.

3. Cost Burden > 30%

	Renter				Owner			
	0-30% AMI	>30-50% AMI	>50-80% AMI	Total	0-30% AMI	>30-50% AMI	>50-80% AMI	Total
NUMBER OF HOUSEHOLDS								
Small Related	130	170	295	1,480	129	124	220	473
Large Related	0	90	30	380	0	55	10	65
Elderly	120	150	205	205	15	75	75	165
Other	60	70	140	1,015	100	14	70	184
Total need by income	310	480	670	3,080	244	268	375	887


Table 9 – Cost Burden > 30%

Alternate Data Source Name:
2017-2021 CHAS
Data Source
Comments:

Housing Cost-Burdened

The table above displays 2021 CHAS data on cost-burdened households in the Alexandria for the 0% to 80% AMI cohorts.

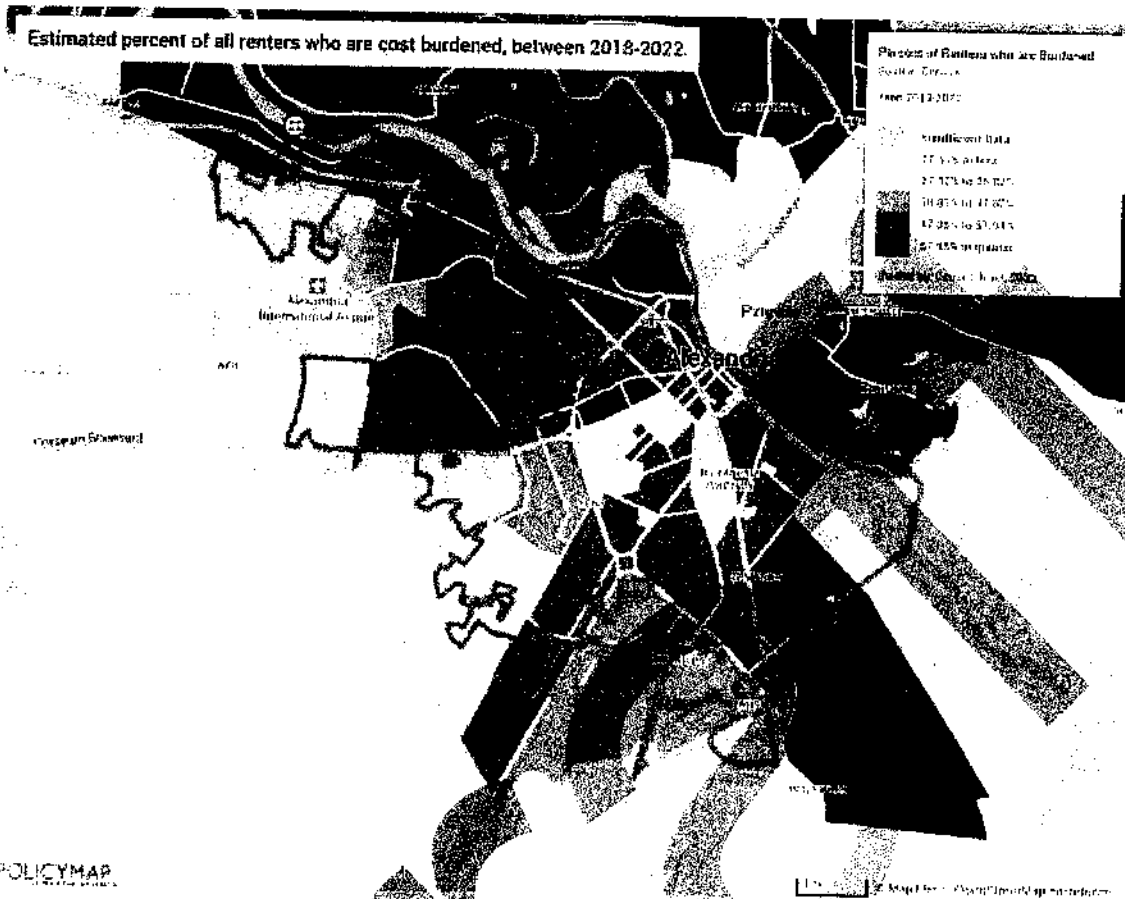
The maps and data above showed that income and poverty appear to be closely tied to geography, which includes clear concentrations in certain areas. There is a similar pattern for cost burdened homeowners. Tracts with high homeowner cost burden rates (30% or more) are in the northern tracts of the City.



Cost-Burdened Homeowner

Cost-Burdened Renter

Cost burdened renters are found throughout the City. Areas with a concentration are found distributed more than cost burdened renters. Several tracts have a high renter cost burden rate with over 60% while very few have less than 40%.



Cost-Burdened Renter

4. Cost Burden > 50%

	Renter				Owner			
	0-30% AMI	>30-50% AMI	>50-80% AMI	Total	0-30% AMI	>30-50% AMI	>50-80% AMI	Total
NUMBER OF HOUSEHOLDS								
Small Related	220	550	15	785	200	90	0	290
Large Related	90	60	0	150	105	15	0	120
Elderly	45	40	85	170	145	60	25	230
Other	150	225	80	455	35	15	50	100
Total need by income	505	875	180	1,560	485	180	75	740

Table 10 – Cost Burden > 50%

Alternate Data Source Name:
 2017-2021 CHAS
 Data Source
 Comments:

Severe Cost Burden

The data presented above show the severe cost burden in the City, which is defined as paying more than 50% of household income on housing costs. While it is less likely that a household would be severely cost burdened, there are still a significant number of residents who pay over half their income to housing costs alone.

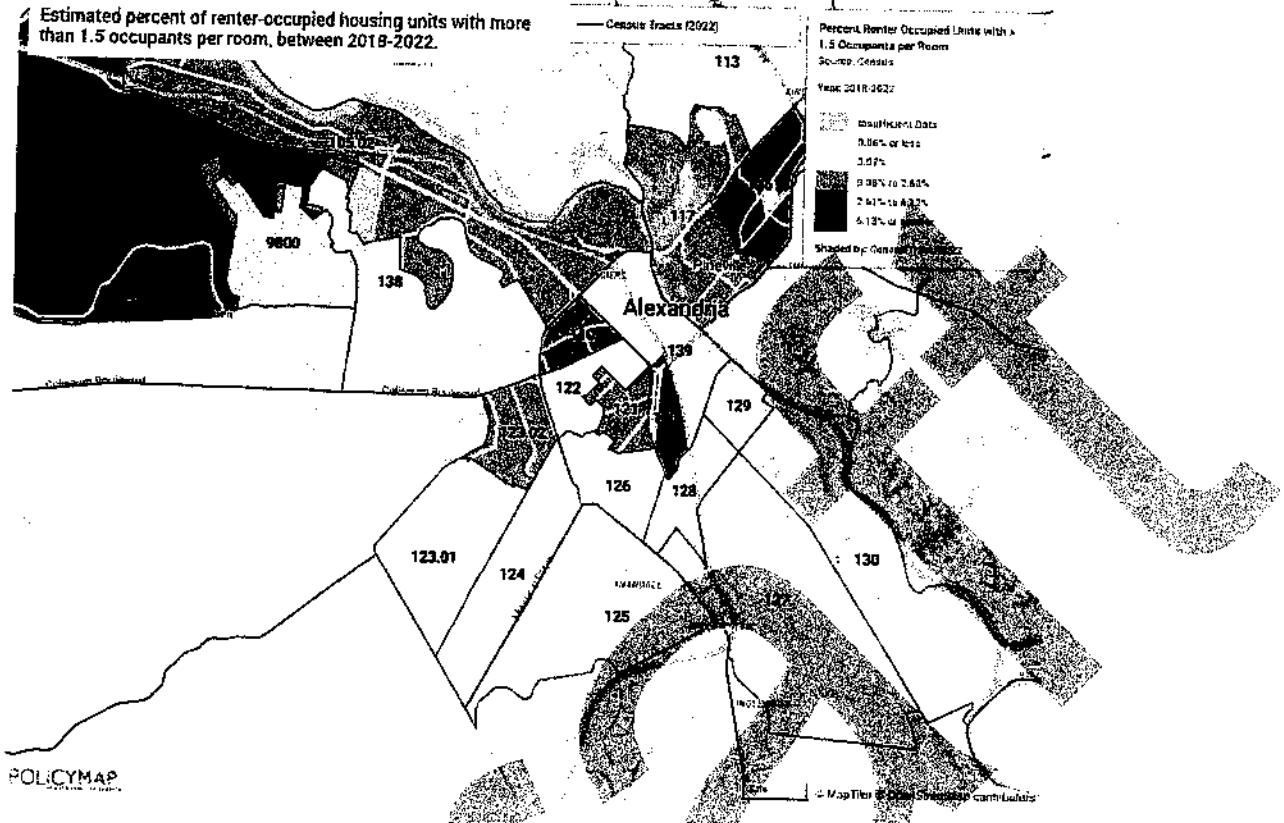
5. Crowding (More than one person per room)

	Renter					Owner				
	0-30% AMI	>30-50% AMI	>50-80% AMI	>80-100% AMI	Total	0-30% AMI	>30-50% AMI	>50-80% AMI	>80-100% AMI	Total
NUMBER OF HOUSEHOLDS										
Single family households	0	35	45	95	175	0	0	0	0	0
Multiple, unrelated family households	0	0	10	0	10	0	0	30	0	30
Other, non-family households	0	0	0	0	0	0	0	0	0	0
Total need by income	0	35	55	95	185	0	0	30	0	30


Table 11 - Crowding Information - 1/2

Alternate Data Source Name:
2017-2021 CHAS
Data Source:
Comments:

Estimated percent of renter-occupied housing units with more than 1.5 occupants per room, between 2018-2022.



Estimated percent of owner-occupied housing units with more than 1.5 occupants per room, between 2018-2022.



Overcrowding

HUD defines an overcrowded household as one having from 1.01 to 1.50 occupants per room and a severely overcrowded household as one with more than 1.50 occupants per room. This type of condition is rare but can be seen in both renter and homeowner households. There are approximately 186 renters and 112 owner-occupied households, mostly single-family households that are overcrowded.

Alexandria city, Louisiana		Estimate	Margin of Error
▼ Total:		17,095	±579
▼ Owner occupied:		9,208	±562
0.50 or less occupants per room		7,497	±591
0.51 to 1.00 occupants per room		1,562	±266
1.01 to 1.50 occupants per room		112	±76
1.51 to 2.00 occupants per room		47	±52
2.01 or more occupants per room		0	±30
▼ Renter occupied:		7,887	±522
0.50 or less occupants per room		5,183	±479
0.51 to 1.00 occupants per room		2,407	±355
1.01 to 1.50 occupants per room		186	±129
1.51 to 2.00 occupants per room		85	±63
2.01 or more occupants per room		26	±41

Table 11 – Crowding Information – 2/2

Describe the number and type of single person households in need of housing assistance.

According to the 2022 ACS 5 Year estimates, 39% of occupied housing units in Alexandria are single person households. This equates to approximately 6,701 households. Renters are more likely to be single-person households than homeowners. Approximately 57.3% of renters live alone and 42.7% of homeowners live alone. Residents in this group, who are most at risk of needing housing assistance, are elderly residents. Elderly residents are often on a fixed income and any increase in housing costs puts them at risk of becoming cost burdened or severely cost burdened. In Alexandria, there are approximately 2,454 residents that are 65 years old or older and live alone.

Estimate the number and type of families in need of housing assistance who are disabled or victims of domestic violence, dating violence, sexual assault and stalking.

Disability

As noted above, based on ACS 2022 data, it is estimated that 7,981 people, or 18%, in Alexandria have a disability. Unsurprisingly, age is closely related to the presence of a disability. Over 19% of residents over the age of 75 report dealing with a disability while 41% of residents aged 35-64 years old do. It is likely that all or nearly all of the approximately 3,200 residents over the age of 65 with a disability need housing assistance.

Victims of Violent Crime

It is incredibly difficult to accurately estimate the needs of victims of domestic violence, dating violence, sexual assault, and stalking. These crimes are significantly underreported, particularly when the victim is in a relationship with or related to the offender. These unknowns are why it is imperative for there to be a robust support structure for those that may need assistance.

According to the FBI Uniform Crime Report of 2023, there were a number of crimes reported that may involve residents in need of housing support. Specifically, there were 110 rapes and 476 aggravated assaults reported. Data gathered by the FBI found that over 56% of violent crimes occurred in a home. The City of Alexandria reported 1808 violent crimes in 2023, for a violent crime rate of 3,844 per 100,000. That amounts to 3.84% of the population that may need assistance due to being victims of violent crime.

What are the most common housing problems?

Housing Cost Burden is the most common housing problem throughout the City of Alexandria. According to the 2017-2021 American Community Survey 5-Year Estimates, there are 10,790 households that are cost burdened in the City, representing 63% of the households. This issue is more prevalent among renters than homeowners with 69% of renters cost burdened. Additionally, 47% of all renters pay over 35% of their income to housing costs. By comparison, only 10.4% of homeowners without a mortgage and 27.6% of homeowners with a mortgage are cost burdened.

The other three housing problems are significantly less common. Only 2.5% of households are overcrowded, less than 0.5% lack complete plumbing and less than 2% lack completed kitchen facilities.

Are any populations/household types more affected than others by these problems?

Renters are much more likely to be affected by housing problems than homeowners, particularly cost burden.

The relationship between race, ethnicity, and low-income households with housing problems is discussed later in this document in section MA-50.

Describe the characteristics and needs of Low-income individuals and families with children (especially extremely low-income) who are currently housed but are at imminent risk of either residing in shelters or becoming unsheltered 91.205(c)/91.305(c). Also discuss the needs of formerly homeless families and individuals who are receiving rapid re-housing assistance and are nearing the termination of that assistance

Nearly sixty percent of the renters in City have rental obligations that consume more than 30% of their household income. This presents an unreasonably large burden on such households; one for which increasing income is the most likely cure. Rents will continue to raise across the country, including Alexandria. Homelessness prevention programs, that assist at-risk renters before they reach an unresolvable impasse with their landlords, needs sufficient support.

According to a study funded by the twelve United Way organizations in Louisiana, "ALICE: Asset Limited, Income Constrained and Employed," 39% of the households in Rapides Parish had incomes at or below the poverty level, but another 28 percent reported incomes above poverty but below the ALICE threshold. For the City of Alexandria, a total of 17,240 households – 58 percent – fell below the ALICE and poverty thresholds.

If a jurisdiction provides estimates of the at-risk population(s), it should also include a description of the operational definition of the at-risk group and the methodology used to generate the estimates:

There is no data for at-risk populations available at this time.

Specify particular housing characteristics that have been linked with instability and an increased risk of homelessness

The factors that contribute to an increased risk of homelessness are as varied as the populations served by the programs available to address them. Lack of sufficient income or the employment stability needed to generate adequate income is a key element. Health issues (both mental and physical) and the lack of education or having job skills that aren't valued or needed by employers can heavily influence the amount of income available to pay for a family's housing. Substance abuse, criminal background, prior evictions, high levels of debt and the loss of benefits (such as housing vouchers or Temporary Assistance for Needy Families (TANF)) can adversely impact the stability of a family's housing situation. Incidences of domestic violence or human trafficking can also greatly diminish one's ability to afford housing, especially when children are involved.

Discussion - N/A

NA-15 Disproportionately Greater Need: Housing Problems – 91.205 (b)(2)

Assess the need of any racial or ethnic group that has disproportionately greater need in comparison to the needs of that category of need as a whole.

Introduction

This section compares the existence of housing problems amongst racial groups against that of the jurisdiction as a whole in an effort to determine if any group(s) share a disproportionate burden of the area’s housing problems. For this section, the definition of disproportionately greater need from "Using IDIS to Prepare the Consolidated Plan, Annual Action Plan and CAPER/PER" published June 2021 is used. It states "A disproportionately greater need exists within the members of racial or ethnic group at a given income level experience housing problems at a greater rate (10 percentage points or more) than the income level as a whole.

The following series of tables looks at the existence of housing problems amongst different racial and ethnic groups across the 0%-30%, 30%-50%, 50%-80%, and 80%-100% AMI cohorts.

0%-30% of Area Median Income

Housing Problems	Has one or more of four housing problems	Has none of the four housing problems	**Household has no/negative income, but none of the other housing problems
Jurisdiction as a whole	1905	589	589
White	270	180	180
Black / African American	1565	405	405
Asian	40	0	0
American Indian, Alaska Native	0	4	4
Pacific Islander	0	0	0
Hispanic	30	0	0

Table 12- Disproportionally Greater Need 0 - 30% AMI

Alternate Data Source Name:
2017-2021 CHAS
Data Source Comments:

*The four housing problems are:

1. Lacks complete kitchen facilities,
2. Lacks complete plumbing facilities,
3. More than one person per room,
4. Cost Burden greater than 30%

On September 12, 2024, HUD released updated CHAS data based on 2017-2021 ACS 5-year estimates. Table 1: The "Other (including multiple races, non-Hispanic)" race/ethnicity category is now suppressed. The "Cost burden cannot be computed, none of the above problems" housing unit problems category is now **combined with the "HAS none of the 4 housing problems" category.

30%-50% of Area Median Income

Housing Problems	Has one or more of four housing problems	Has none of the four housing problems	Household has no/negative income, but none of the other housing problems
Jurisdiction as a whole	1584	769	769
White	460	160	160
Black / African American	1085	605	605
Asian	4	0	0
American Indian, Alaska Native	0	0	0
Pacific Islander	0	0	0
Hispanic	35	4	4

Table 13 - Disproportionally Greater Need 30 - 50% AMI

Alternate Data Source Name:
2017-2021 CHAS
Data Source Comments:

*The four housing problems are:
1. Lacks complete kitchen facilities, 2. Lacks complete plumbing facilities, 3. More than one person per room, 4. Cost Burden greater than 30%

50%-80% of Area Median Income

Housing Problems	Has one or more of four housing problems	Has none of the four housing problems	Household has no/negative income, but none of the other housing problems
Jurisdiction as a whole	1455	1062	1062
White	535	240	240
Black / African American	910	810	810
Asian	10	0	0
American Indian, Alaska Native	0	4	4
Pacific Islander	0	0	0
Hispanic	0	8	8

Table 14 - Disproportionally Greater Need 50 - 80% AMI

Alternate Data Source Name:
2017-2021 CHAS
Data Source Comments:

*The four housing problems are:
1. Lacks complete kitchen facilities, 2. Lacks complete plumbing facilities, 3. More than one person per room, 4. Cost Burden greater than 30%

80%-100% of Area Median Income

Housing Problems	Has one or more of four housing problems	Has none of the four housing problems	Household has no/negative income, but none of the other housing problems
Jurisdiction as a whole	500	1000	1000
White	220	515	515
Black / African American	280	445	445
Asian	0	40	40
American Indian, Alaska Native	0	0	0
Pacific Islander	0	0	0
Hispanic	0	0	0

Table 15 - Disproportionally Greater Need 80 - 100% AMI

Alternate Data Source Name:

2017-2021 CHAS

Data Source Comments:

*The four housing problems are:

1. Lacks complete kitchen facilities,
2. Lacks complete plumbing facilities,
3. More than one person per room,
4. Cost Burden greater than 30%

Discussion

Extremely Low-Income Households

Residents of the City of Alexandria who earn 30% HUD Area Median Family Income (HAMFI) or less are considered extremely low income. Housing problems for this demographic are incredibly common. Citywide, approximately 65.8% of all extremely low-income households have at least one housing problem, the most common being cost burden.

In Alexandria, certain racial and ethnic groups experience disproportionate housing problems. Specifically, the Asian and Hispanic/Latino communities are particularly affected by housing issues in ways that are significantly more severe compared to the overall population. However, both these populations are relatively small. The Asian population totals 970 people and the Hispanic population totals 1,868.

Very Low-Income Households

A household that earns between 30% and 50% HAMFI is classified as very low income. Housing problems are slightly less common for this group than extremely low-income households with 60.4% of the population with a problem.

For this population, there is one group that presents a disproportionate housing problem. Over 81% of Black or African American households have a housing problem, nearly 20% higher than the Citywide rate.

Low Income Households

Housing problems are significantly less common in households that earn between 50% and 80% HAMFI. Citywide, nearly 50% of households in this group have a housing problem. There is one racial group that is disproportionately affected by housing problems. With approximately 216 Asian households in the City, only 10 are experiencing one or more of the four housing problems.

Moderate Income Households

Housing problem rates decline further for this group with only 25% of households who earn 80% to 100% HAMFI having a housing problem. The only group experiencing housing problems is the Black/African American households.

**NA-20 Disproportionately Greater Need: Severe Housing Problems – 91.205
(b)(2)**

Assess the need of any racial or ethnic group that has disproportionately greater need in comparison to the needs of that category of need as a whole.

Introduction

This section compares the existence of severe housing problems amongst racial groups against that of the jurisdiction as a whole in an effort to determine if any group(s) share a disproportionate burden of the area's housing problems.

For this section, the definition of disproportionately greater need from "Using IDIS to Prepare the Consolidated Plan, Annual Action Plan and CAPER/PER" published June 2021 is used. It states "A disproportionately greater need exists within the members of racial or ethnic group at a given income level experience housing problems at a greater rate (10 percentage points or more) than the income level as a whole.

The following series of tables looks at the existence of housing problems amongst different racial and ethnic groups across the 0%-30%, 30%-50%, 50%-80%, and 80%-100% AMI cohorts.

0%-30% of Area Median Income

Severe Housing Problems*	Has one or more of four housing problems	Has none of the four housing problems	Household has no/negative income, but none of the other housing problems
Jurisdiction as a whole	1680	839	839
White	255	195	195
Black / African American	1325	640	640
Asian	40	0	0
American Indian, Alaska Native	0	4	4
Pacific Islander	0	0	0
Hispanic	60	0	0

Table 16 – Severe Housing Problems 0 - 30% AMI

Alternate Data Source Name:
2017-2021 CHAS
Data Source Comments:

*The four severe housing problems are:
1. Lacks complete kitchen facilities, 2. Lacks complete plumbing facilities, 3. More than 1.5 persons per room, 4. Cost Burden over 50%

30%-50% of Area Median Income

Severe Housing Problems*	Has one or more of four housing problems	Has none of the four housing problems	Household has no/negative income, but none of the other housing problems
Jurisdiction as a whole	959	1404	1404
White	320	300	300
Black / African American	620	1075	1075
Asian	4	0	0
American Indian, Alaska Native	0	0	0
Pacific Islander	0	0	0
Hispanic	15	29	29

Table 17 – Severe Housing Problems 30 - 50% AMI

Alternate Data Source Name:
2017-2021 CHAS
Data Source Comments:

*The four severe housing problems are:
1. Lacks complete kitchen facilities, 2. Lacks complete plumbing facilities, 3. More than 1.5 persons per room, 4. Cost Burden over 50%

50%-80% of Area Median Income

Severe Housing Problems*	Has one or more of four housing problems	Has none of the four housing problems	Household has no/negative income, but none of the other housing problems
Jurisdiction as a whole	475	2043	2043
White	185	595	595
Black / African American	290	1430	1430
Asian	0	10	10
American Indian, Alaska Native	0	4	4
Pacific Islander	0	0	0
Hispanic	0	4	4

Table 18 – Severe Housing Problems 50 - 80% AMI

Alternate Data Source Name:
2017-2021 CHAS
Data Source Comments:

*The four severe housing problems are:
1. Lacks complete kitchen facilities, 2. Lacks complete plumbing facilities, 3. More than 1.5 persons per room, 4. Cost Burden over 50%

80%-100% of Area Median Income

Severe Housing Problems*	Has one or more of four housing problems	Has none of the four housing problems	Household has no/negative income, but none of the other housing problems
Jurisdiction as a whole	200	1300	1300
White	80	655	655
Black / African American	120	605	605
Asian	0	40	40
American Indian, Alaska Native	0	0	0
Pacific Islander	0	0	0
Hispanic	0	0	0

Table 19 – Severe Housing Problems 80 - 100% AMI

Alternate Data Source Name:
2017-2021 CHAS
Data Source Comments:

*The four severe housing problems are:
1. Lacks complete kitchen facilities, 2. Lacks complete plumbing facilities, 3. More than 1.5 persons per room, 4. Cost Burden over 50%

Discussion

Extremely Low-Income Households

Residents of the City of Alexandria who earn 30% HAMFI or less are considered extremely low income. Severe housing problems for this demographic are common Citywide, approximately 55.1% of all extremely low-income households have at least one severe housing problem, the most common being cost burden.

Similar to the previous section that analyzed housing problems, in Alexandria, certain racial and ethnic groups experience disproportionate housing problems. Specifically, the Asian and Hispanic/Latino communities are particularly affected by housing issues in ways that are significantly more severe compared to the overall population. However, both these populations are relatively small. The Asian population totals 970 people and the Hispanic population totals 1,868.

Very Low-Income Households

A household that earns between 30% and 50% HAMFI is classified as very low income. Severe housing problems are less common for very low-income households than extremely low-income households with 43.5% of the population with a problem. African Americans experience the highest rate.

Low Income Households

Housing problems are significantly less common in households that earn between 50% and 80% HAMFI. For low income households having a severe housing problem is relatively rare. Only 11.0% of households in the City have a severe housing problem. Again, African Americans households experiencing the most severe housing problems.

Moderate Income Households

Housing problem rates decline further for this group who earn 80% to 100% HAMFI. Severe housing problems are very rare for moderate income households. Approximately 4.8% of the households in this group have a severe housing problem. There are no racial or ethnic groups that are disproportionately affected by housing problems for this income group.

NA-25 Disproportionately Greater Need: Housing Cost Burdens – 91.205 (b)(2)

Assess the need of any racial or ethnic group that has disproportionately greater need in comparison to the needs of that category of need as a whole.

Introduction:

HUD defines a disproportionately greater need - housing cost burden when the members of a racial or ethnic group at a given income level experience a housing cost burdens at a greater rate (10% or more) than the income level as a whole. Households who pay more than 30% of their income for housing are considered cost burdened. Households paying more than 50% of their income are considered severely cost burdened.

Housing Cost Burden

Housing Cost Burden	<=30%	30-50%	>50%	No / negative income (not computed)
Jurisdiction as a whole	10,610	3,100	2,925	329
White	5,060	1,305	825	105
Black / African American	5,080	1,660	1,980	220
Asian	190	75	45	0
American Indian, Alaska Native	25	0	0	4
Pacific Islander	0	0	0	0
Hispanic	255	60	75	0

Table 20 – Greater Need: Housing Cost Burdens AMI

Alternate Data Source Name:
2017-2021 CHAS
Data Source Comments:

Discussion:

Housing cost burden is a significant problem in the City of Alexandria. According to the CHAS data, there are nearly 6,000 households that are cost burdened, nearly half of which pay 50% or more of their income to housing cost. Approximately 18.4% of all households, in the City, pay between 30% and 50% and 16.4% pay over 50% of their income to household costs. There are no groups disproportionately impacted by cost burden due to race or ethnicity.

NA-45 Non-Homeless Special Needs Assessment - 91.205 (b,d)

Introduction:

There are four primary groups with non-homeless special needs in the jurisdiction. They are the elderly and frail elderly, those with HIV/AIDS and their families, those with alcohol and/or drug addiction, and the mentally or physically disabled. This section will explain who they are, what their needs are, and how the City is accommodating or should accommodate these needs.

Describe the characteristics of special needs populations in your community:

Elderly: The elderly population faces increased challenges. Providing decent, affordable housing is incredibly important. It is medically beneficial and emotionally comforting for this population to remain in a familiar setting and, as a result, strong emphasis is placed on the elderly maintaining a lifestyle that is as independent as possible. Unfortunately, the elderly population is often on a limited income and/or has a disability, which puts financial pressure on them that reduces independence. As prices throughout the community inflate, the elderly population generally lacks the ability to increase their income to match.

According to the most recent data available, there are approximately 9,162 residents over the age of 60 in the City, making up approximately 21% of the population. Approximately 39% of the residents over the age of 60 have a disability and 16.8% are below the poverty level. Elderly residents are less likely to live in renter-occupied residences than owner-occupied residences, 32.4% and 67.6%, respectively. Approximately 52.1% of elderly renters and 20.8% of owners are cost burdened.

HIV/AIDS: See discussion below.

Alcohol and Drug Addiction: Gathering accurate data about alcohol and drug addiction within a community is difficult. Addiction often goes unrecognized because people don't seek help due to fear of criminal charges and/or the social stigma associated with addiction and other medical issues. Often only when someone overdoses, gets arrested, or seeks treatment is this issue recognized. As per the 2023 Louisiana Opioid Data and Surveillance System, there were 90 drug related deaths in Rapides Parish with 58 of these related to opioid poisoning. Rapides Parish population is approximately 133,000 which calculates a rate of 67 drug-related deaths per 100,000. In Rapides Parish 4.59% of the population 12 years old or older reported non-medical use of pain relievers and 2.91% reported drug dependence.

The Louisiana Department of Health, Office of Behavioral Health, 2021 Year End Reports that there were an average of 74 opioid prescriptions per 100 individuals in Louisiana. The number of opioid prescriptions issued were highest in the following parishes: Rapides, Caddo, Lafayette, East Baton Rouge and Evangeline. Each had more prescriptions issued than people residing in the parish. Rapides Parish (143 prescriptions issued per 100 residents, down from 159 prescriptions issued in 2019) but still the highest of all five parishes.

NA-30 Disproportionately Greater Need: Discussion – 91.205(b)(2)

Are there any income categories in which a racial or ethnic group has disproportionately greater need than the needs of that income category as a whole?

Overall, there is not a significant disproportionate need based on race or ethnicity by income category. When the available data identifies groups that are disproportionately impacted the sample size is small and may have a high margin of error.

Disproportionate Housing Problems:

- Extremely Low Income: Asian, African Americans, Hispanics
- Very Low Income: Black or African American
- Low Income: Black or African American
- Moderate Income: Asian

Disproportionate Severe Housing Problems:

- Extremely Low Income: Asian and Hispanic
- Very Low Income: Asian
- Low Income: Black or African American and Hispanic
- Moderate Income: None

Cost Burden: None

Extreme Cost Burden: None

If they have needs not identified above, what are those needs?

No additional needs have been identified.

Are any of those racial or ethnic groups located in specific areas or neighborhoods in your community?

Race and ethnicity are often linked to economic opportunities and the area of a jurisdiction where people live. This issue is discussed in detail in Section MA-50.

NA-35 Public Housing – 91.205(b)

Introduction

Public housing was established to provide decent and safe rental housing for eligible low-income families, the elderly and persons with disabilities. Public housing comes in all types and sizes from scattered single-family homes to high-rise apartment developments for elderly families. The US Department of Housing and Urban Development (HUD) administered Federal aid to manage public housing for low-income families at affordable rates.

The Alexandria Housing Authority (AHA) is the local public housing authority in the City of Alexandria. These programs include Housing Choice Vouchers and development and modernization of new public housing units.

Totals in Use

	Program Type								
	Certificate	Mod-Rehab	Public Housing	Vouchers			Special Purpose Voucher		
				Total	Project-based	Tenant-based	Veterans Affairs Supportive Housing	Family Unification Program	Disabled *
# of units vouchers in use	0	0	318	709	0	694	15	0	0

Table 21 - Public Housing by Program Type

*includes Non-Elderly Disabled, Mainstream One-Year, Mainstream Five-year, and Nursing Home Transition

Data Source: PIC (PIH Information Center)

Characteristics of Residents

	Program Type								
	Certificate	Mod-Rehab	Public Housing	Vouchers			Special Purpose Voucher		
				Total	Project-based	Tenant-based	Veterans Affairs Supportive Housing	Family Unification Program	
Average Annual Income	0	0	9,447	11,263	0	11,279	10,508	0	0

	Program Type							
	Certificate	Mod-Rehab	Public Housing	Vouchers			Special Purpose Voucher	
				Total	Project-based	Tenant-based	Veterans Affairs Supportive Housing	Family Unification Program
Average length of stay	0	0	4	5	0	5	0	0
Average Household size	0	0	3	2	0	2	1	0
# Homeless at admission	0	0	0	4	0	0	4	0
# of Elderly Program Participants (>62)	0	0	40	88	0	87	1	0
# of Disabled Families	0	0	62	229	0	219	10	0
# of Families requesting accessibility features	0	0	318	709	0	694	15	0
# of HIV/AIDS program participants	0	0	0	0	0	0	0	0
# of DV victims	0	0	0	0	0	0	0	0

Table 22 – Characteristics of Public Housing Residents by Program Type

Data Source: PIC (PIH Information Center)

Race of Residents

Race	Program Type								
	Certificate	Mod-Rehab	Public Housing	Vouchers			Special Purpose Voucher		
				Total	Project-based	Tenant-based	Veterans Affairs Supportive Housing	Family Unification Program	Disabled *
White	0	0	16	53	0	52	1	0	0
Black/African American	0	0	300	654	0	640	14	0	0
Asian	0	0	0	0	0	0	0	0	0
American Indian/Alaska Native	0	0	2	1	0	1	0	0	0
Pacific Islander	0	0	0	1	0	1	0	0	0
Other	0	0	0	0	0	0	0	0	0

*includes Non-Elderly Disabled, Mainstream One-Year, Mainstream Five-year, and Nursing Home Transition

Table 23 – Race of Public Housing Residents by Program Type

Data Source: PIC (PIH Information Center)

Ethnicity of Residents

Ethnicity	Program Type								
	Certificate	Mod-Rehab	Public Housing	Vouchers			Special Purpose Voucher		
				Total	Project-based	Tenant-based	Veterans Affairs Supportive Housing	Family Unification Program	Disabled *
Hispanic	0	0	3	7	0	7	0	0	0
Not Hispanic	0	0	315	702	0	687	15	0	0

*includes Non-Elderly Disabled, Mainstream One-Year, Mainstream Five-year, and Nursing Home Transition

Table 24 – Ethnicity of Public Housing Residents by Program Type

Section 504 Needs Assessment: Describe the needs of public housing tenants and applicants on the waiting list for accessible units:

As a PHA receiving federal funding by HUD, AHA is by law, obligated to protect the rights of persons with disabilities. AHA is compliant with federal and state laws that provide protection to persons with disabilities, including Section 504 of the Rehabilitation Act of 1973 and in particular, 24 CFR Part 8 implementing Section 504, and 24 CFR Part 100 implementing the Fair Housing Act. Further, AHA will make any reasonable accommodation to its public housing apartments when it is necessary to allow for a person with any disability to live and enjoy housing through AHA. AHA will also make reasonable accommodations to its policies, programs and services, when they are necessary to allow persons with a disability to enjoy, participate or have access to the housing authority's programs and services.

Most immediate needs of residents of Public Housing and Housing Choice voucher holders

The most immediate need of residents of Public Housing and Housing Choice voucher holders is availability of affordable units. Without a sufficient supply of these units, beneficiaries face immediate hardship finding housing.

How do these needs compare to the housing needs of the population at large

There is a much greater and ongoing need for affordable housing for residents in public housing than in the general population. Residents in public housing are more likely to be very low-income and therefore more severely cost burdened than the general population.

The elderly may require housing accommodations due to the nature of elderly persons being more likely to be disabled than the general population. Elderly are also more likely to be living on fixed incomes, which means any change in housing costs effects affordability to them more than the general population.

Discussion

N/A

NA-40 Homeless Needs Assessment – 91.205(c)

Introduction:

Homelessness is a particularly troublesome and complex issue that most communities across the United States must address. A major reason that homelessness is difficult to address is that it has many causes with overlapping and interrelated variables. The cause of any single person's homelessness often lies, not in a single factor, but at the convergence of many events and conditions. From one perspective, homelessness is an economic problem caused by unemployment, lack of affordable housing options, or poverty. From another perspective, homelessness is a health issue because many homeless persons struggle with mental illness, physical disabilities, HIV/AIDS, substance abuse, or a combination of those health factors. A third perspective is to view homelessness as a social problem with factors such as domestic violence, educational attainment, and race lying at the root. In reality, homelessness can be caused by all of these issues and they are often interrelated. Due to this complexity, addressing homelessness requires a collaborative and community-based approach.

The Stewart B. McKinney Homeless Assistance Act defines the "homeless" or "homeless individual" or "homeless person" as an individual who lacks a fixed, regular, and adequate night-time residence; and who has a primary night-time residence that is:

- A supervised publicly or privately-operated shelter designed to provide temporary living accommodations (including welfare hotels, congregate shelters, and transitional housing for the mentally ill);
- An institution that provides a temporary residence for individuals intended to be institutionalized; or
- A public or private place not designed for, or ordinarily used as, a regular sleeping accommodation for human beings.

The data below is from the 2023 Point-in-Time (PIT) Count, which was taken on the night of January 23, 2023. The PIT count shows a snapshot of people experiencing homelessness on any given night in the jurisdiction, of which on that night was 122 people. In the table below, the first three rows categorize the sheltered and unsheltered homeless count, and the rest of the rows are sub-categories of the homeless count.

Homeless Needs Assessment

Population	Estimate the # of persons experiencing homelessness on a given night		Estimate the # experiencing homelessness each year	Estimate the # becoming homeless each year	Estimate the # exiting homelessness each year	Estimate the # of days persons experience homelessness
	Sheltered	Unsheltered				
Persons in Households with Adult(s) and Child(ren)	26	0	9,490	25	1	0
Persons in Households with Only Children	0	0	0	0	0	0
Persons in Households with Only Adults	96	69	20,075	0	0	0
Chronically Homeless Individuals	58	55	0	0	0	0
Chronically Homeless Families	0	0	0	0	0	0
Veterans	15	7	2,555	0	0	0
Unaccompanied Child	1	0	0	0	0	0
Persons with HIV	0	2	0	0	0	0

Table 25 - Homeless Needs Assessment 1/2

Data Source Comments:
2018 Point-in-Time (PIT)
Count

If data is not available for the categories "number of persons becoming and exiting homelessness each year," and "number of days that persons experience homelessness," describe these categories for each homeless population type (including chronically homeless individuals and families, families with children, veterans and their families, and unaccompanied youth):

Chronically Homeless Individuals and Families:

The chronically homeless are more likely to be experiencing a disability (physical and cognitive), have a history of substance abuse, and be unsheltered. According to the 2023 PIT Count, there were 58 total persons reported as chronically homeless, none of whom were in a family. Approximately 95% of the chronically homeless were unsheltered.

Households with Adults and Children:

There were 6 households with adults and children comprising of a total of 26 persons. Working to get children out of homelessness will greatly improve the future success of the children in the area. Increased exposure to homelessness will cause harm to the development of children due to the lack of housing stability and the increased risk of living in poverty which include hunger and the lack of access to healthcare.

Veterans and Their Families:

Veterans are more likely to have a disability than non-veterans and this is also true for homeless veterans. There were eight veterans in shelters and seven unsheltered.

Unaccompanied Youth:

Youth that are alone and experiencing homelessness may be caused from any issue such as a death in the family or fleeing from a crisis. Similar to households with adults and children, increased exposure to homelessness will cause harm to the development of children due to the lack of housing stability and the increased risk of living in poverty which include hunger and the lack of access to healthcare. According to the 2023 PIT Count, there was one unaccompanied youth, unsheltered.

Nature and Extent of Homelessness: (Optional) Table 25 2/2

Race:	Sheltered:	Unsheltered (optional)
White	13	32
Black or African American	25	47
Asian	0	0
American Indian or Alaska Native	0	0
Pacific Islander	0	0
Ethnicity:	Sheltered:	Unsheltered (optional)
Hispanic	0	3
Not Hispanic	39	80

Data Source

Comments:

2023 Point-in-Time (PIT) Count, January 23, 2023

Estimate the number and type of families in need of housing assistance for families with children and the families of veterans.

See above question.

Note: The above table did not provide an option for residents that are two or more races. There were four in the report, one sheltered and three unsheltered.

Describe the Nature and Extent of Homelessness by Racial and Ethnic Group.

Black or African Americans make up 59% of the persons experiencing homelessness and over 65% of them are unsheltered. This is a significantly higher rate of unsheltered residents than other groups.

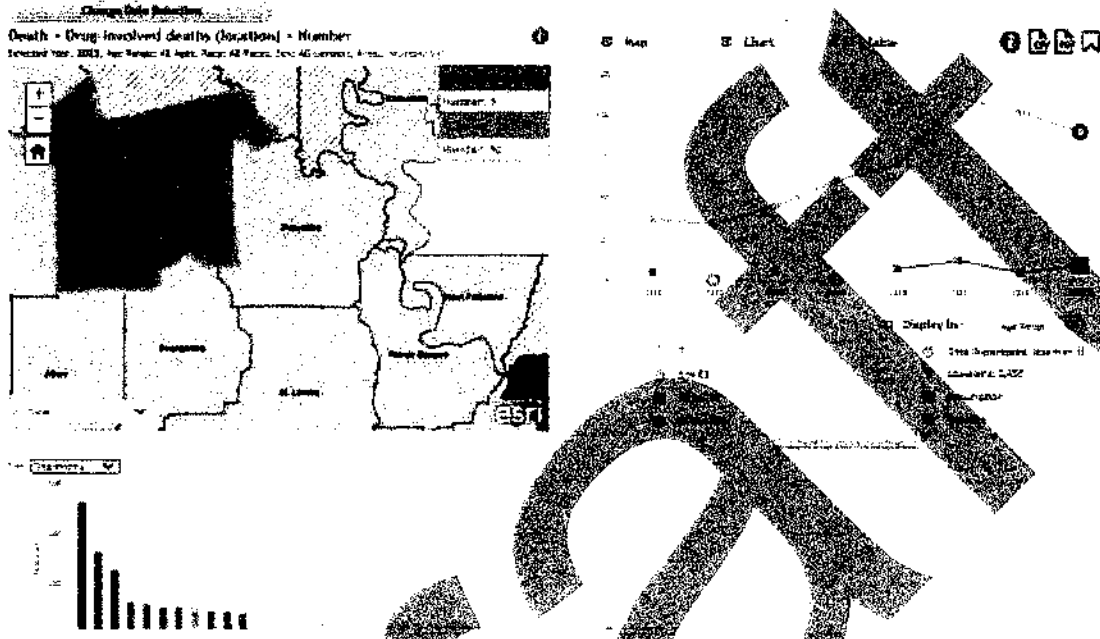
White residents make up 37% of the residents facing homelessness but only 26% of them are unsheltered. Only three residents facing homelessness identify as Hispanic, both of whom are unsheltered.

Describe the Nature and Extent of Unsheltered and Sheltered Homelessness.

Sheltered homeless are persons who are residing in emergency shelter units or transitional housing. Over 31% of those who participated in the 2023 PIT count were sheltered.

Unsheltered homeless are much more difficult to count, and it's probable that this group has been under reported. Unsheltered homeless reside in places not meant for human habitation. These places include cars, abandoned buildings and on the streets.

Discussion: N/A



Disability: As noted above, based on ACS 2017 data, it is estimated that 7,981 people, or 18.3%, in Alexandria has a disability. Surprisingly, age is closely related to the presence of a disability. Over 57.4% of residents over the age of 75 report dealing with a disability while only 20.1% of residents aged 35-64 years old do. It is likely that all or nearly all of the approximately 3,324 residents over the age of 65 with a disability need housing assistance.

What are the housing and supportive service needs of these populations and how are these needs determined?

Elderly: Providing secure, safe, affordable, and stable housing for the elderly population is vitally important for this population. Many elderly people require housing that is physically accessible to assist with disabilities that develop as a result of aging. This includes homes with no-step entries, wider doorways, grab bars in bathrooms and other modifications to reduce the risk of falls and injuries. There are many factors that contribute to a healthy environment for the elderly including, but not limited to, access to health care, shopping, and social networks. Home and community based services including in-home care consisting of health aides or personal care assistances are needed to assist seniors who wish to age in place but require assistance. A robust public transportation network is incredibly beneficial to

assist the elderly who wish to remain active and independent. Many older adults can no longer drive due to health reasons and require alternative forms of transportation. Public transportation, senior shuttles, ride-sharing programs and volunteer driver programs can provide access to necessary services. Another supportive service would include legal protections. Elder abuse – whether physical, emotional, financial or neglect is a significant concern. Housing and support systems need to have safeguards in place, including reporting mechanisms, education and intervention programs to protect seniors.

HIV/AIDS: See discussion below.

Alcohol and Drug Addiction: The supportive service needs of individuals with alcohol and drug addiction are wide-ranging and require a holistic, multi-disciplinary approach. Effective treatment and recovery support should address both the physical and psychological aspects of addiction, with services that provide medical care, therapy, peer support, life skills development, and ongoing community reintegration. Coordinated care that supports long-term recovery, prevents relapse, and improves quality of life is essential for individuals to successfully overcome addiction. Individuals with substance abuse problems need a strong network in order to stay healthy and sober. Their housing needs include sober living environments, or transitional housing, support for employment, access to health facilities, and easy access to family and friend networks. Additionally, detoxification facilities are necessary when addiction is first recognized.

Disability: Individuals with disabilities encompass a wide range of skill levels and abilities. Therefore, they have many of the same issues as the general population with the added needs that are unique to their capabilities. Individuals with disabilities usually have a fixed income and have limited housing options. The individuals who have more independent skills tend to utilize subsidized housing options. Individuals requiring more support find residences in the public welfare funded community homes either in sharing settings or privately-owned personal care settings. Many individuals continue to reside with parents and families throughout adulthood. Regardless of the housing situation, a common thread is the need for continuous support services dependent of the level of capabilities.

Discuss the size and characteristics of the population with HIV/AIDS and their families within the Eligible Metropolitan Statistical Area:

The Louisiana Department of Health conducts the annual HIV/STD Surveillance Program for the State. Region 6 includes the City of Alexandria and breaks down data by County. According to the 2022 report, there were 55 reported cases in Rapides County. In 2022, almost half of new HIV diagnoses (49%) in Region 6 were from Rapides Parish.

In 2022, approximately 82% of new diagnoses were individuals who were classified as male at birth. Almost half of the diagnosis were black or African American (49%). The largest age group with new diagnoses was the 20-29 years old group with 36%.

HIV Annual Summary - 2022

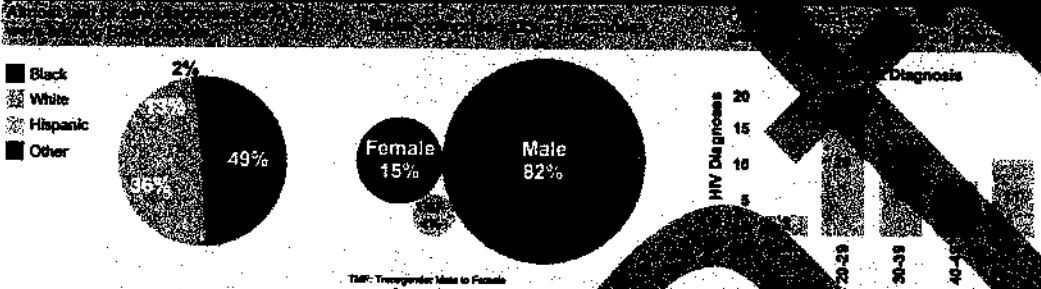
Region 6 - Alexandria

New HIV Diagnoses
55
 Louisiana Diagnoses: 857


HIV Diagnosis Rate
18.7
 per 100,000 population
 Louisiana Rate: 18.5 per 100,000

HIV Diagnosis Rate
Regional Ranking
 among Louisiana's nine public health regions


Of the 55 new HIV diagnoses in 2022:



Affected subpopulations



Geographic distribution



HIV Care among People Living with HIV in Region 6 in 2022

If the PJ will establish a preference for a HOME TBRA activity for persons with a specific category of disabilities (e.g., persons with HIV/AIDS or chronic mental illness), describe their unmet need for housing and services needed to narrow the gap in benefits and services received by such persons. (See 24 CFR 92.209(c)(2) (ii))

Discussion:

N/A

NA-50 Non-Housing Community Development Needs – 91.215 (f)

Describe the jurisdiction's need for Public Facilities:

N/A. The City has prioritized housing and addressing slum and blight in the next 5 years of the Consolidated Plan.

How were these needs determined?

The jurisdiction's Public Facility needs were determined through consultation with the general public, key stakeholders, and regional experts.

Describe the jurisdiction's need for Public Improvements:

N/A. The City has prioritized housing, addressing slum and blight in the next 5 years of the Consolidated Plan.

How were these needs determined?

The jurisdiction's Public Improvement needs were determined through consultation with the general public, key stakeholders, and regional experts.

Describe the jurisdiction's need for Public Services:

Due to inflation and its impact on low- and moderate-income households, the City is still spending HOME-ARP funds and may use those funds to address public service needs for homeless persons. Inflation has led to higher costs for housing, food, healthcare, transportation and other essential services, which disproportionately affect vulnerable populations and risk increasing the potential to become homeless. As a result, public services need to address emerging and escalating needs. As inflation drives up housing costs and utility bills, many low-income families struggle to stay housed and make necessary home repairs.

The City has provided a goal for public services to address this need by assisting with rehabilitation.

How were these needs determined?

The jurisdiction's Public Services needs were determined through consultation with the general public, key stakeholders, and regional experts.

Housing Market Analysis

MA-05 Overview

Housing Market Analysis Overview:

The previous section provided the demographic information that is necessary to complete a comprehensive Market Analysis. Using the previously gathered data, this section will begin looking closely at the housing market. A number of important indicators, including trends in available types of housing, prices, age, and tenure, will be analyzed to help determine the best use of grant funds by the City of Alexandria.

Additionally, this section includes factors that are not directly related to the supply and demand for housing in the City. These factors include:

1. Public Housing
2. Homeless Services
3. Special Needs Facilities
4. Community Development
5. Employment

Finally, this section will conclude with a discussion of the overall needs for the community and transition into the 5-Year Strategic Plan.

MA-10 Number of Housing Units – 91.210(a)&(b)(2)

Introduction

This section examines the composition of the City's housing stock in terms of housing type and tenure. As noted in the Needs Assessment, simply having enough units for each household is not sufficient to meet demand. A variety of housing units must be available in a range of sizes and prices, for both homeowners and renters, in order to provide housing for all the City's residents and their changing needs.

All residential properties by number of units

Property Type	Number	%
1-unit detached structure	14,939	71.7%
1-unit, attached structure	461	2.2%
2-4 units	1,764	8.4%
5-19 units	2,056	9.9%
20 or more units	864	4.2%
Mobile Home, boat, RV, van, etc	752	3.6%
Total	20,836	100%

Table 26 – Residential Properties by Unit Number

Alternate Data Source Name:
2018-2022 ACS 5-Yr Estimates
Data Source Comments:

Residential Properties by Number of Units

The table above breaks down the City's housing stock by the number of units in each structure and by structure type. One-unit detached structures are the most common housing type, by far, with nearly 70% of the housing stock. There is a lack of multi-family properties in the City, particularly large properties with 20 or more units. Multi-family properties generally have units that are more affordable to both renters and homeowners and a lack of them may contribute to the overall financial difficulties in the City.


Multifamily Development Distribution

The three maps below display the distribution of small, medium and large multifamily developments in the jurisdiction.

Small multifamily developments (3-19 units) are most commonly found in the southwest part of the City where they make up over 20% of the housing stock. As noted in the Needs Assessment, these tracts are also the tracts with the highest median income and population growth.

Source: 2018-2022 American Community Survey 5-Year Estimates

Estimated percent of housing units in buildings with 3-19 units, between 2018-2022.

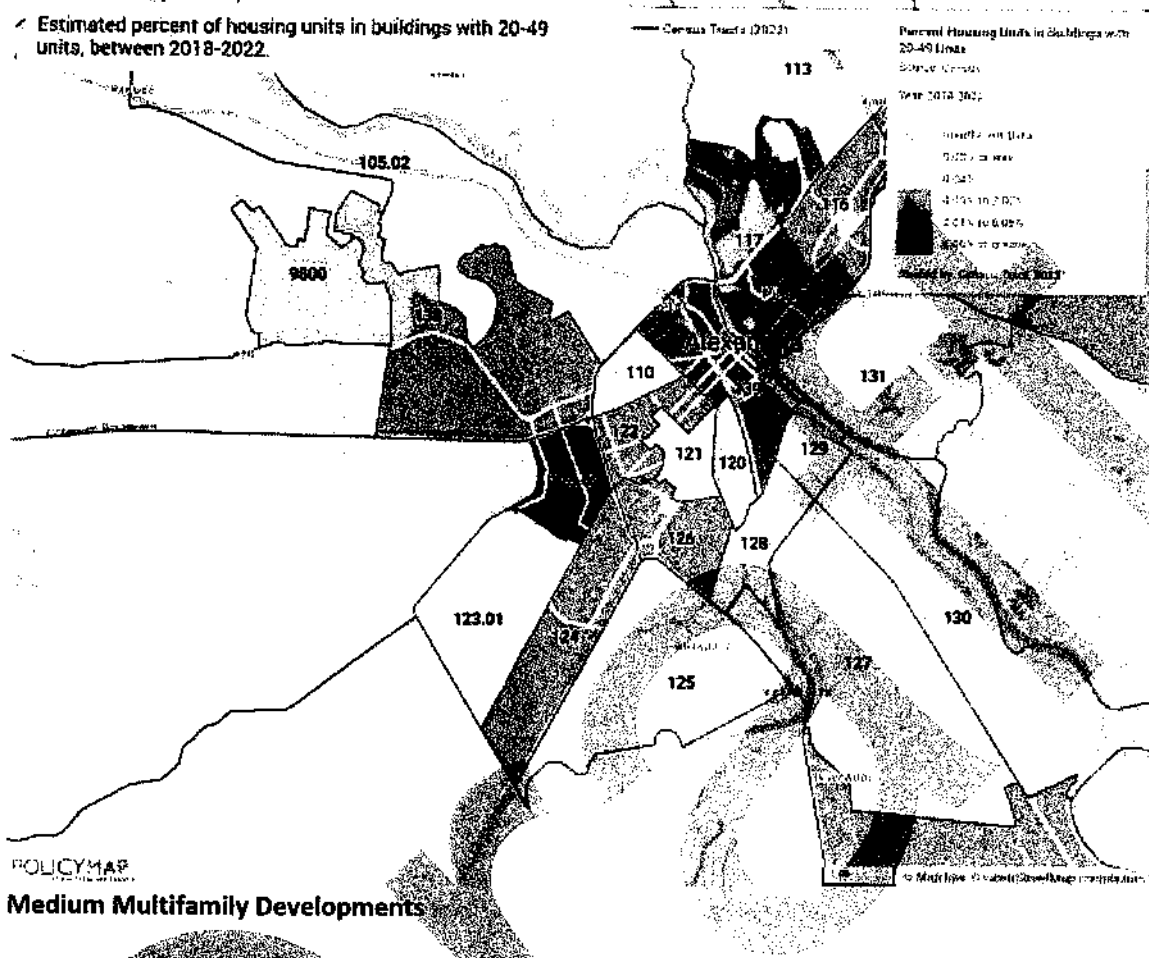


Small Multifamily Developments

Medium Multifamily Developments

Medium multifamily (20-49 units) developments are significantly less common than small multifamily developments. The tracts with relatively high number of these properties only have approximately 4% of its housing stock in medium multifamily developments. The variation between tracts is incredibly small.

Estimated percent of housing units in buildings with 20-49 units, between 2018-2022.



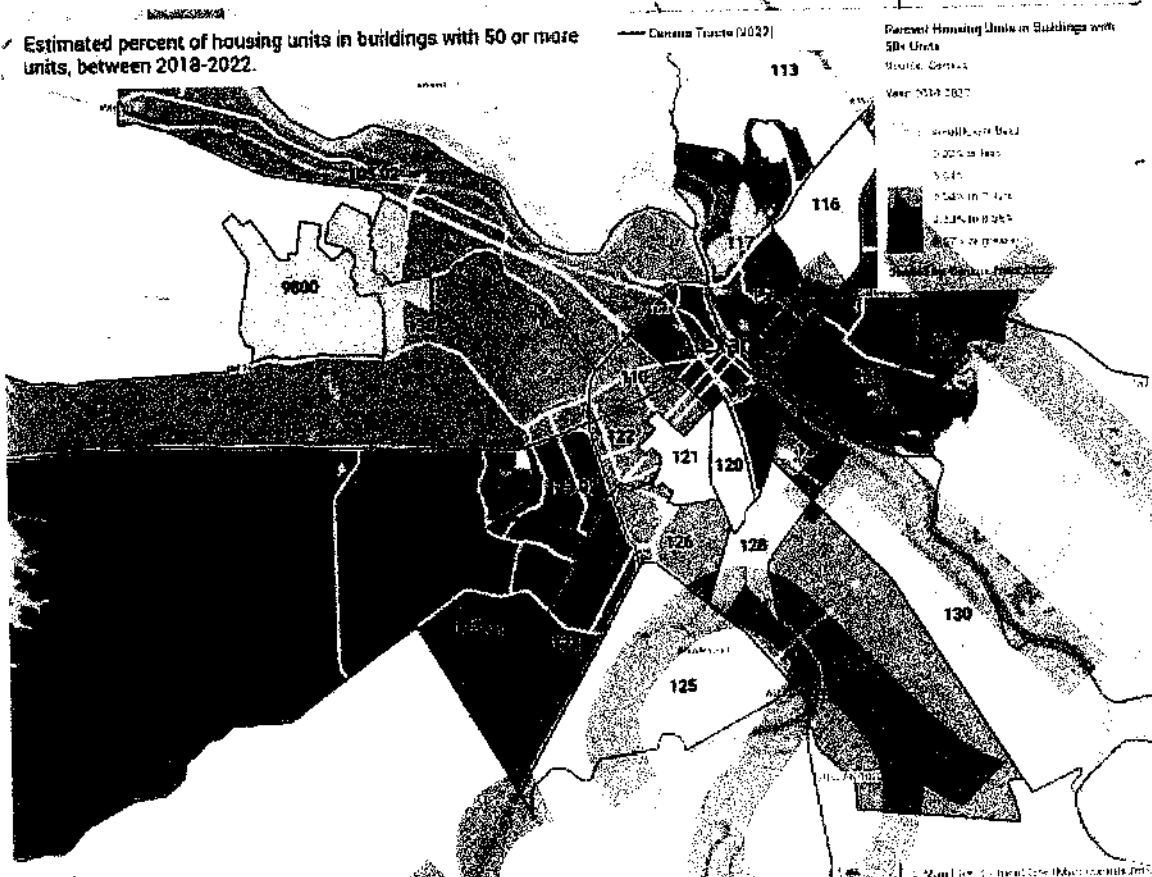
POLICYMAP

Medium Multifamily Developments

Large Multifamily Developments

Large multifamily developments (50+ units) are slightly more common than medium but less common than small. Tracts in the northeastern part of the City have a relatively large number of units in developments with 50 or more units, over 7%. The majority of the City, however, has less than 1% of the housing units from these large developments.

Estimated percent of housing units in buildings with 50 or more units, between 2018-2022.



POLICYMAP

Large Multifamily Developments

Unit Size by Tenure

	Owners		Renters	
	Number	%	Number	%
No bedroom	33	0.4%	211	2.7%
1 bedroom	43	0.5%	1,467	18.6%
2 bedrooms	6,211	67.5%	5,811	73.7%
3 or more bedrooms	2,921	31.7%	398	5.0%
Total	9,208	100%	7,887	100%

Table 27 – Unit Size by Tenure

Alternate Data Source Name:
2018-2022 ACS 5-Year Estimates
Data Source Comments:

Unit Size by Tenure

Given the prevalence of single unit detached structures in the City, it is unsurprising that very few units have either no bedrooms or one bedroom. Larger units with three or more bedrooms are common for both renters and homeowners. However, there is some variation in housing size by tenure. Larger units

make up nearly 85% of owner-occupied units, the largest group by far. Renters, on the other hand, have only approximately 40% of the housing stock in this larger size. Over half of renters live in a 1- or 2-bedroom unit while only approximately 15% of owners do.

Source: 2018-2022 American Community Survey 5-Year Estimates

Describe the number and targeting (income level/type of family served) of units assisted with federal, state, and local programs.

Over the course of the five year plan, the City estimates that it may assist 100 low- to moderate-income households with homeowner housing rehabilitation. The goal is to improve the quality, safety, and affordability of existing housing. Rehabilitation will focus on enhancing the living conditions of homes that are deteriorating or lacking essential amenities, with a primary emphasis on helping vulnerable populations. The rehabilitation aims to bring older or substandard homes up to modern safety standards, addressing issues such as faulty electrical systems, plumbing problems, damaged roofs and general carpentry to create a safer, healthier living environment. This is especially important in areas with limited new construction opportunities, allowing for the retention of affordable homes and promoting community stability. The rehabilitation will help maintain neighborhood cohesion and prevent the decline of communities. By improving housing quality, residents are more likely to stay in their homes, leading to more stable neighborhoods.

The City is working with a developer who will be applying for a NOFA from Louisiana Housing Corporation to begin negotiations for new construction on a 58-64 unit multi-family residential complex for affordable rentals. This new development is even in more demand to assist residents pending relocation from the Bethel Apartment Complex. The Bethel multi-family complex is in default with HUD and the property is no longer meeting its financial obligations. The default of this complex may lead to displacement, possible homelessness and a decrease in the availability of affordable housing for the low-income families. HUD has attempted to mitigate this significant stress with property transfer to new owners but unfortunately the renovation cost is impractical. Many units are beyond repair due to the extent of damage and deterioration. Weather and fire are the primary causes of deterioration to this complex. The severe and long-lasting impacts on both the structure and complex which has sustained multiple fires and weather related incidents. The complex is no longer viable for continued use and the decision being made is to demolish it. New construction on the existing site is not an option due to the flood zone status that prevents HUD funds. HUD avoids funding in flood zones to mitigate financial and safety risks for residents and the broader community and to protect federal resources.

For more information on these housing activities, see the SP-45 Goals Summary for more details.

Provide an assessment of units expected to be lost from the affordable housing inventory for any reason, such as expiration of Section 8 contracts.

According to the HUD Section 8 and Multifamily database there are four properties in the City of Alexandria with contracts.

Alexandria VOA Living:

1. Expires in 2025
2. 1-bedroom Units: 17
3. Section 202/811

Our Lady's Manor

1. Expires in 2034
2. 1-bedroom Units: 98
3. 2-bedroom Units: 6
4. Section 202

Bethel (In Default)

1. Expires in 2031
2. 1-bedroom Units: 10
3. 2-bedroom Units: 40
4. 3-bedroom Units: 40
5. LMSA

England

1. Expires in 2044
2. 1-bedroom Units: 20
3. 2-bedroom Units: 52
4. 3-bedroom Units: 26
5. Section 8

Does the availability of housing units meet the needs of the population?

The availability of housing in Alexandria remains a topic of concern. There is a lack of decent affordable units throughout the jurisdiction for low-to-moderate income families. Many areas have housing but it is in poor condition or outdated, which does not meet the needs of current residents. Affordable housing is defined as housing that costs no more than 30% of a household's gross income. Families with lower income levels are struggling to find affordable housing options, leading to higher rates of housing insecurity and homelessness.

Describe the need for specific types of housing:

Multifamily developments allow for lower unit costs that are necessary to alleviate cost burden and to assist transitioning from renting to home ownership. Currently, the City has a need for affordable housing options and housing variety within the owner-occupied and renter-occupied market. Many of the existing homes and apartments are either unaffordable or in poor condition. The demand for quality, low-cost rental properties exceeds the available inventory, leaving low-income individuals and families with limited options. In particular, there is a lack of smaller units available for residents who may not need 3 or more bedrooms in a starter home and renters who may need larger units with more than 2 bedrooms. Alexandria has a significant portion of its population living below the poverty line. Many households in the city struggle with low incomes, making it difficult for them to afford market-rate housing. According to recent data, a large number of residents earn less than the area's median income, contributing to a housing affordability gap.

Discussion

N/A

MA-15 Housing Market Analysis: Cost of Housing - 91.210(a)

Introduction

The following section examines the cost of housing for both homeowners and renters within the City of Alexandria. A review is made of current home values and rents as well as the recent changes in home values and rents. Finally, a closer look is given to the affordability of the existing housing stock for the residents of the jurisdiction.

Cost of Housing

	Base Year: 2010	Most Recent Year: 2022	% Change
Median Home Value	114,100	179,900	57.77%
Median Contract Rent	738	928	25.7%

Table 28 – Cost of Housing

Alternate Data Source Name:
Census, 2018-2022 ACS
Data Source Comments:

Rent Paid	Number	%
Less than \$500	736	10%
\$500-999	3,512	48%
\$1,000-1,499	2,366	32.25%
\$1,500-1,999	383	5.25%
\$2,000 or more	329	4.5%
Total Occupied Units Paying Rent	7,326	100%

Table 29 – Rent Paid

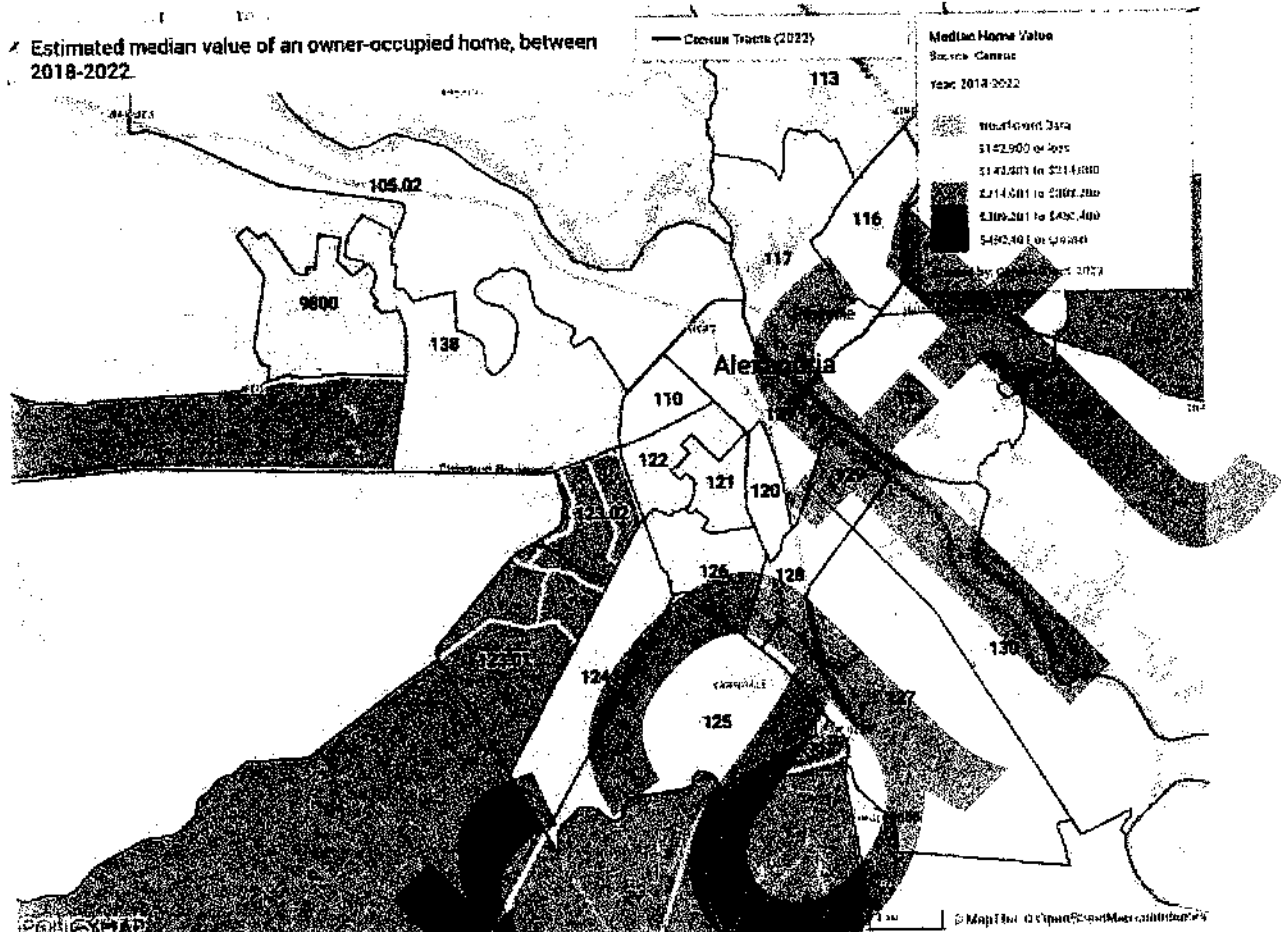
Alternate Data Source Name:
2018-2022 ACS 5-Yr Estimates
Data Source Comments:

Housing Costs

Housing value and rents have increased substantially in the City since 2010. The reported average home value has increased by nearly 58%. However, this is not necessarily representative of what a potential homeowner in the City would actually pay for the property. This increase in value is a good economic indicator for homeowners because it represents an increase in assets that can compensate for the reduced purchasing power in the City. However, renters who are interested in purchasing a home are going to face more difficulty now than they did in 2010.

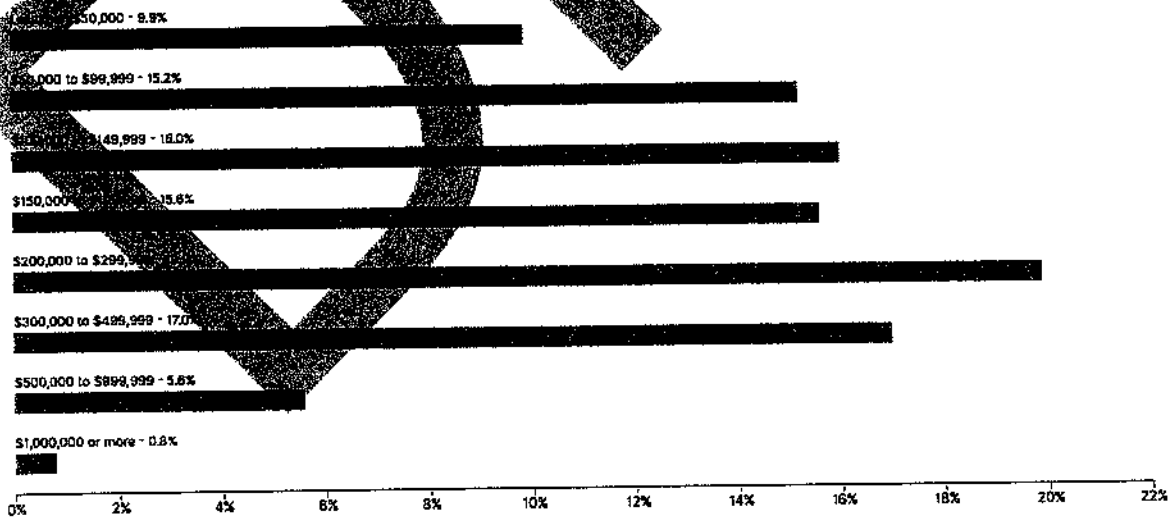
The map below shows the median home value by census tract throughout the City. The southwestern part of the City has the highest home values, this is also where the City has experienced the most growth in population.

Estimated median value of an owner-occupied home, between 2018-2022.



Source: 2018-2022 American Community Survey 5-Year Estimates

Housing Units in Alexandria, Louisiana

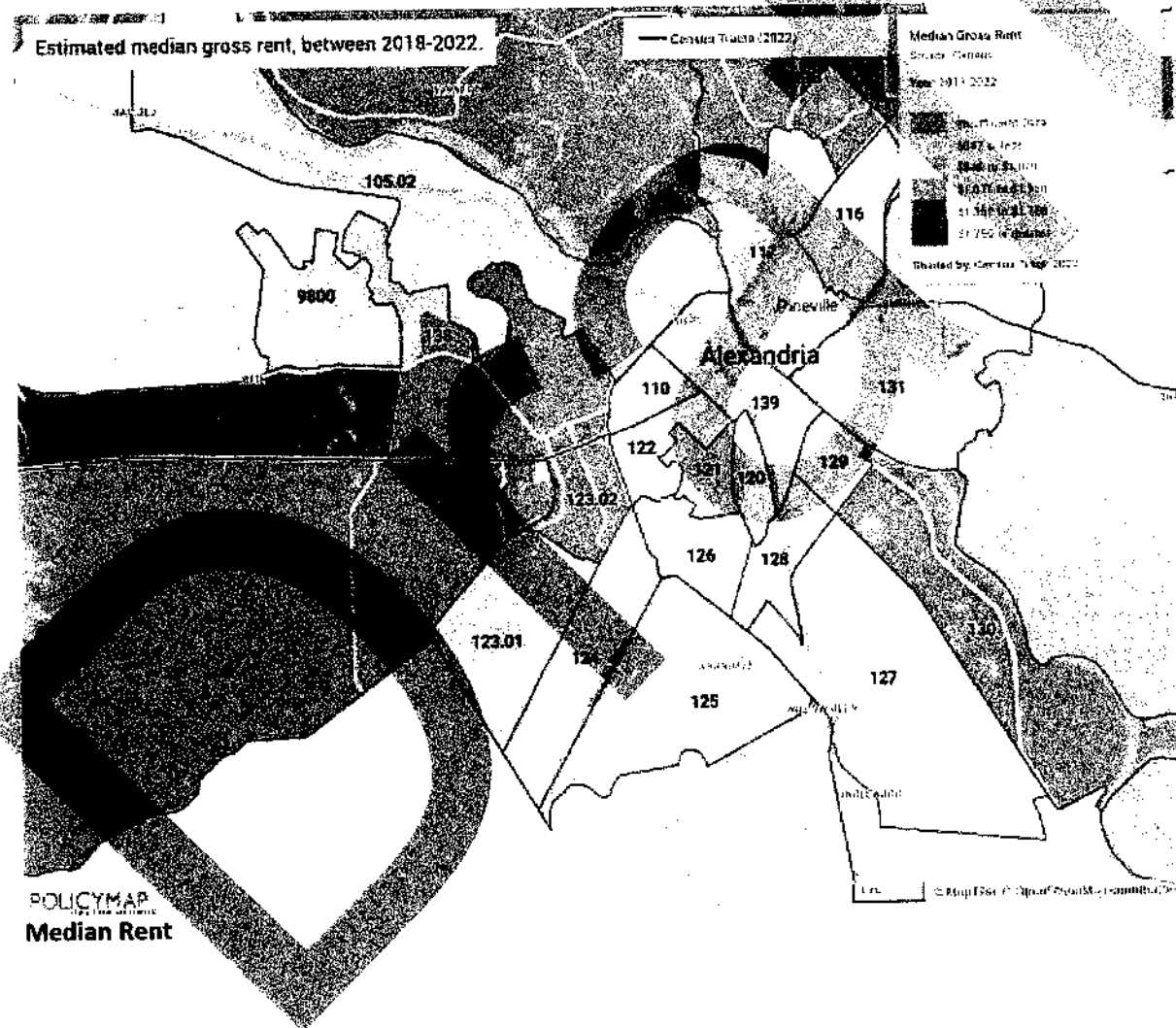


Median Home Value

Median Rent

Rents have increased in the City by approximately 26% since 2010. Renters, unlike property owners, do not benefit from increasing housing value. Given the increase in rents and decreased purchasing power it is likely renters are increasingly cost burdened and less likely to be able to arrange for the down payment and other expenses required to become a homeowner.

The map below displays the median rent by census tract. The highest median rents are found in the same general area as high home values. In the southwestern tracts the median rent is over \$1,000, a significant difference than nearby tracts with a median rent of \$847 or less.



Housing Affordability

Number of Units affordable to Households earning	Renter	Owner
30% HAMFI	445	No Data
50% HAMFI	1,515	915
80% HAMFI	5,114	2,565
100% HAMFI	No Data	3,594
Total	7,074	7,074

Table 30 – Housing Affordability

Data Source: 2017-2021 CHAS

Housing Affordability

Alexandria has 20,836 housing units. 17,095 are occupied with 0.6% lacking plumbing and 2.2% lacking complete kitchen facilities. Of the occupied housing, 9,208 are owner occupied with 51.5% carrying a mortgage and 4% without a mortgage. There are 7,887 occupied units paying rent. The total owner occupied units make up 53.8%, while 46.1% are renter occupied. Lower income groups have a significant need for affordable housing. Very low-income residents (30%-50% HAMFI) have only 85 renter units available. This relatively low number makes it difficult for residents in this income group to become homeowners. As well, there are less than 1,000 owner units available for very low-income residents.

Monthly Rent

Monthly Rent (\$)	Efficiency (no bedroom)	1 Bedroom	2 Bedroom	3 Bedroom	4 Bedroom
Fair Market Rent	674	757	995	1,343	1,489
High HOME Rent	674	757	988	1,132	1,244
Low HOME Rent	603	646	776	897	1,001

Table 31– Monthly Rent

Alternate Data Source Name:
HUD 2024 FMR and HOME Rents
Data Source Comments:

HUD FMR and HOME Rent Limit

Fair Market Rents (FMRs) are set by HUD and used to determine payment standard amounts for HUD Programs. HUD annually estimates FMRs for the Office of Management and Budget (OMB) defined metropolitan areas, some HUD defined subdivisions of OMB metropolitan areas and each nonmetropolitan county. HOME Rents Limits are based on FMRs published by HUD. HOME Rent Limits are the maximum amount that may be charged for rent in HOME-assisted rental units and are applicable to new HOME leases.

Median Household Income	Number of Households	Affordable Rent Rate	Rental Units Available	Affordable Home Value	Owner Units Available	Total Units	Difference
Less than \$25,000	6,042	Less than \$625	2,021	Less than \$75,000	1,940	3,961	-2,081
\$25,000 to \$49,999	5,089	\$625 to \$1,250	5,222	\$75,000 to \$150,000	3,186	8,408	3,319
\$50,000 to \$74,999	2,644	\$1,250 to \$1,875	674	\$150,000 to \$225,000	2,170	2,844	200
\$75,000 to \$99,999	1,511	\$1,875 to \$2,500	54	\$225,000 to \$300,000	994	1,048	-463
\$100,000 or More	2,680	\$2,500 or More	74	\$300,000 or More	879	1,053	-1,627

Affordable Housing for LMI Residents

Is there sufficient housing for households at all income levels?

No, there is not. In the City of Alexandria, the FMR for a two-bedroom apartment is \$1,000.00. In order to afford this level of rent and utilities without paying more than 30% of income on housing, a household must earn approximately \$3,333 monthly or \$40,000 annually. Assuming a 40-hour work week, 52 weeks per year, this translates into a minimum "Affordable Housing Wage" of \$19.23/hour.

Residents who make less than \$25,000 annually have the greatest difficulty finding affordable housing. According to the data there are 2,081 fewer units available than needed. However, the situation is worse than that. When possible, households will work to minimize their costs and those with higher incomes can acquire units that are below their maximum affordability. Higher income residents may be more attractive tenants than lower income residents and may reside in the limited affordable housing for low-income residents.

See table above: Affordable Housing for LMI Residents

How is affordability of housing likely to change considering changes to home values and/or rents?

As noted in the above analysis, from 2018 to 2022, median home values and rents both increased. The continued high price of both owner-occupied and rental housing reduces the ability of low-income households to find affordable housing. In addition, there are a high number of owner-occupied and renter-occupied households that are cost burdened. If housing construction and rehabilitation cannot keep up with those that go off the market and population growth, then the affordable housing issue may continue to worsen.

How do HOME rents / Fair Market Rent compare to Area Median Rent? How might this impact your strategy to produce or preserve affordable housing?

The median contract rent in Alexandria is \$1,000. That level of rent is between a 2-bedroom and 3-bedroom unit for both the Fair Market Rent and High HOME Rent. For the Low HOME Rent the median contract rent is between a 3-bedroom and 4-bedroom unit. Being aware of the fair market rents and available housing may help inform which projects are supported by grant funds.

Discussion

N/A

DRAFT

MA-20 Housing Market Analysis: Condition of Housing – 91.210(a)

Introduction

The tables and maps in this section provide details on the condition of housing units throughout the region by looking at factors such as age, vacancy, and the prevalence of housing problems.

As defined by HUD, the four housing problems are:

- 1) a home which lacks complete or adequate kitchen facilities
- 2) a home which lacks complete or adequate plumbing facilities
- 3) a home which is overcrowded (having more than one person per room)
- 4) a household that is cost burdened (paying 30% or more of their income towards housing costs)

Definitions

For the purposes of this plan, units are considered to be in “standard condition” when the unit is in compliance with the local building code, which is based on the International Residential Code.

The definition of substandard housing is a housing unit with one or more serious code violations. For the purposes of this analysis, the lack of a complete plumbing or a complete kitchen will also serve as an indicator of substandard housing.

Units are considered to be in “substandard condition but suitable for rehabilitation” when the unit is out of compliance with one or more code violations and it is both financially and structurally feasible to rehabilitate the unit.

Condition of Units

Condition of Units	Owner-Occupied		Renter-Occupied	
	Number	%	Number	%
With one selected Condition	1,918	21%	4,150	51%
With two selected Conditions	50	0%	350	4%
With three selected Conditions	0	0%	0	0%
With four selected Conditions	12	0%	0	0%
No selected Conditions	7,045	78%	3,715	45%
Total	9,025	100%	8,215	100%

Table 32 - Condition of Units

Alternate Data Source Name:
2018-2022 ACS 5-Yr Estimates
Data Source Comments:

Housing Conditions

The table above details the number of owner and renter households that have at least one housing condition. As stated previously, HUD describes four housing conditions as being problems: 1) the home lacks complete or adequate kitchen facilities, 2) the home lacks complete or adequate plumbing facilities 3) the home is overcrowded - defined as more than one person per room, 4) the household is cost burdened by paying more than 30% of their income towards housing costs.

Nearly 20% percent of all owner-occupied housing units face at least one housing condition while over 50% of all renters have at least one housing condition. Generally speaking, there are relatively few households with multiple housing problems and when compared to the affordability statistics provided earlier in this section, it is clear that the overwhelming majority of housing problems are a housing cost burden.

Year Unit Built

Year Unit Built	Owner-Occupied		Renter-Occupied	
	Number	%	Number	%
2020 or later	125	1%	0	0
2010-2019	728	8%	622	8%
2000-2009	1,118	12%	662	8%
1990-1999	574	6%	570	7%
1980-1989	1,088	12%	1,149	14%
1970-1979	1,381	15%	1,432	17%
1960-1969	1,668	18%	1,220	15%
1950-1959	1,209	13%	1,295	16%
1940-1949	829	9%	875	10%
1939 or earlier	485	6%	390	5%
Total	9,025	100%	8,215	100%

Table 33 - Year Unit Built

Alternate Data Source Name:
2013-2017 ACS 5-Yr Estimates
Data Source Comments:

Year Unit Built

The housing age for renters and homeowners show very similar distribution from 1939 to 1999. The greatest change occurs from 2000 to present. Approximately 40.25% of owner-occupied units and 37% of renter occupied units were built since 1980. Units built prior to 1979 have the risk of lead-based paint and special care must be taken when addressing these properties. In total, there are approximately 10,784 units that are at risk of a lead-based paint hazard.

Source: 2018-2022 American Community Survey 5-Year Estimates

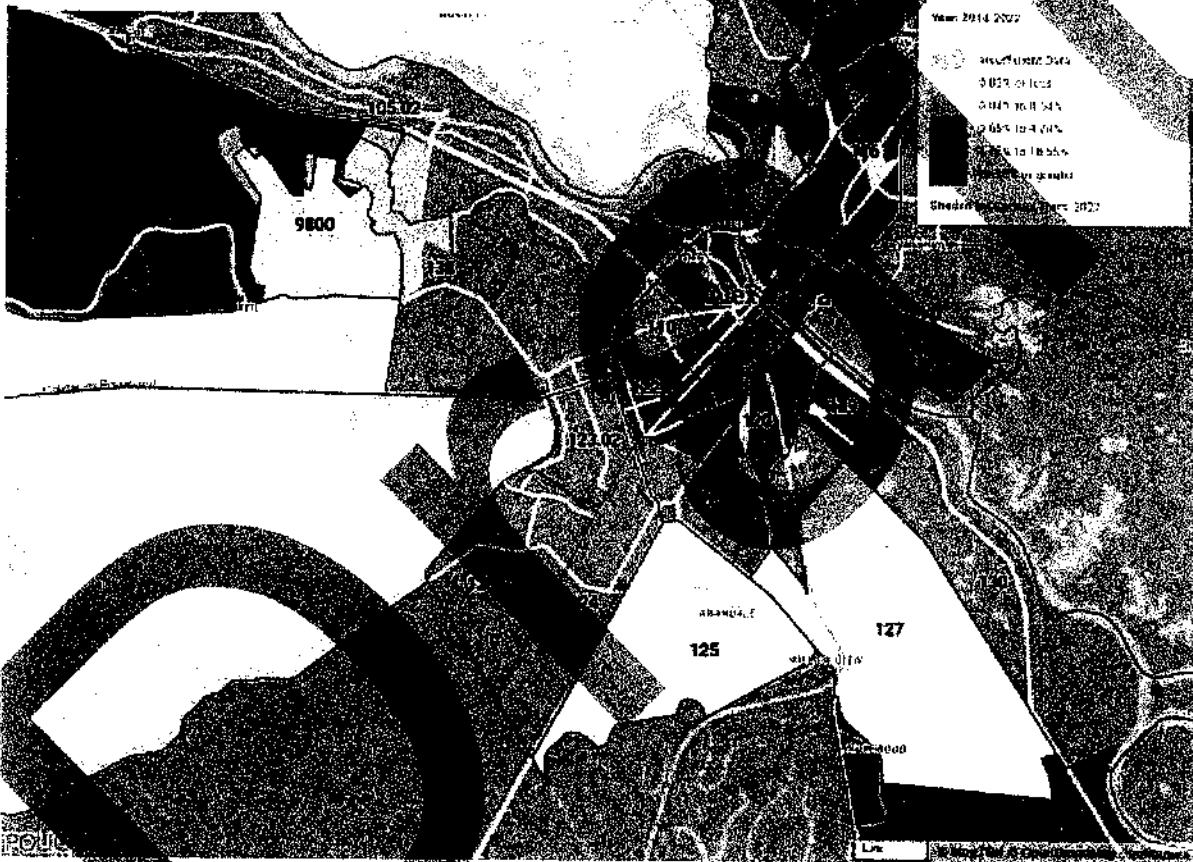
Age of Housing

The maps below depict the prevalence of older housing units in the City.

Units built prior to 1939 are heavily concentrated in the downtown area. In tracts towards the south on the outer edges of the City fewer than 1% of homes were built prior to 1939.

Source: 2018-2022 American Community Survey 5-Year Estimates

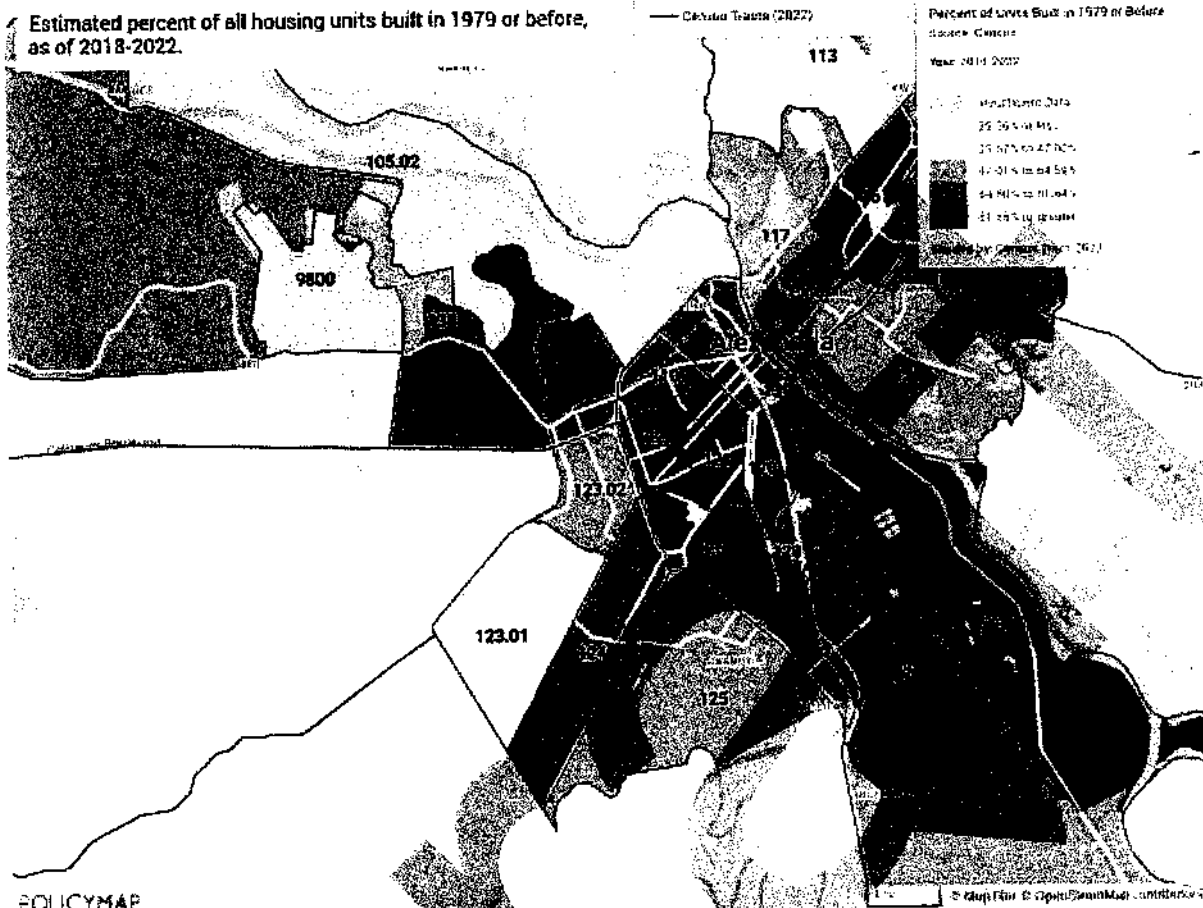
Estimated percent of all housing units built in 1939 or before, as of 2018-2022.



Housing Units Built Before 1939
Housing Units Built Before 1979

Units built before 1979 are found primarily in the downtown tracts and along the river to the east. Southwestern tracts have relatively few homes of this age, however they still make up between 60% and 70% in some areas. This supports the previously identified pattern of the southwestern tracts growing relatively recently when compared to other places and newer housing is in that area.

Estimated percent of all housing units built in 1979 or before, as of 2018-2022.



POLICYMAP
Housing Units Built Before 1979

Risk of Lead-Based Paint Hazard

Risk of Lead-Based Paint Hazard	Owner-Occupied		Renter-Occupied	
	Number	%	Number	%
Total Number of Units Built Before 1979	5,630	62%	5,225	64%
Housing Units build before 1979 with children present	385	4%	965	18%

Table 34 – Risk of Lead-Based Paint

Data Source: Census Data B25036, CP04 (Total Units) CHAS Table 13 (Units with Children present)

Lead-Based Paint Hazard

Any housing unit built prior to 1978 may contain lead-based paint in portions of the home, but for the purposes of this plan we will use 1979 as the cutoff to ensure safety. The most common locations are window and door frames, walls, and ceilings, and in some cases throughout the entire home. Thus, it is generally accepted that these homes at least have a risk of lead-based paint hazards and should be tested in accordance with HUD standards. The greatest potential for lead-based paint and other environmental and safety hazards is in homes built before 1978. Within the City there are approximately 13,648 housing units built before 1979. This total includes vacant units.

Vacant Units

	Suitable for Rehabilitation	Not Suitable for Rehabilitation	Total
Vacant Units	236	636	0
Abandoned Vacant Units	0	0	0
REO Properties	856	0	0
Abandoned REO Properties	0	0	0


Table 35 - Vacant Units

Data Source: Census Data

Vacancy Rate

The map below shows the average housing vacancy rates throughout the City. The darker shaded areas have higher vacancy rates, while the lighter shaded areas have lower vacancy rates. Vacancy is most common in the downtown area where it is over 16% in many places. As per Census data, the City currently has 17,095 occupied units and 3,741 vacant units. The vacancies are contributed to a combination of economic, demographic and social factors. Some of the key reasons contributing to vacant units in the City include decline in key industries resulting in limited job opportunities, population decline, affordable housing issues, crime and safety concerns, high foreclosure rates and urban blight in certain areas.

Source: 2018-2022 American Community Survey 5-Year Estimates





Vacancy Rate

Need for Owner and Rental Rehabilitation

The need for owner and rental rehabilitation in Alexandria, LA, like many other cities, often arises due to various factors such as aging housing stock, economic conditions, population shifts, and affordability challenges. Here's a breakdown of the key factors that highlight the need for rehabilitation in both owner-occupied and rental properties in Alexandria: aging housing stock, affordable housing shortage, vacancy and abandonment issues, economic revitalization, increased property values, environmental sustainability and energy efficiency, health and safety concerns such as faulty wiring, lead paint, mold or structural issues.

Estimated Number of Housing Units Occupied by Low or Moderate Income Families with LBP Hazards

For the purposes of this analysis, housing built prior to 1979 will be used to estimate the number of housing units with a lead-based paint hazard. Based on the above information, there are 5,630 owner-occupied units and 5,225 renter-occupied units with a potential hazard. Given that older units are

usually more affordable than newer units it is estimated that LMI families occupy most of the units built prior to 1979.

Discussion

N/A

DRAFT

MA-25 Public and Assisted Housing – 91.210(b)

Introduction

Alexandria Housing Authority (AHA) administers public housing and the Housing Choice Vouchers (HCV) program in the city. As part of the consolidated planning process, the City assessed the number and condition of public housing developments within the City.

Totals Number of Units

	Certificate	Mod-Rehab	Public Housing	Program Type					
				Total	Project-based	Tenant-based	Vouchers		
							Veterans Affairs Supportive Housing	Family Unification Program	Disabled
# of units vouchers available			590	1,114			175	0	0
# of accessible units									


*includes Non-Elderly Disabled, Mainstream One-Year, Mainstream Five-year, and Nursing Home Transition

Table 36 – Total Number of Units by Program Type

Data Source: PIC (PIH Information Center)

The map below displays the percent of households in a census tract that use Housing Choice Vouchers. The tract to the southeast stands out as having a relatively large population that uses vouchers, over 12%. The southwest area where homes are newer and incomes are higher did not have sufficient data to determine the number of residents, if any, with vouchers.

Percent of total households that receive Housing Choice Vouchers in 2023.



POLICYMAP
Distribution of HCVs

Describe the supply of public housing developments:

Consolidated Plan

ALEXANDRIA

Describe the number and physical condition of public housing units in the jurisdiction, including those that are participating in an approved Public Housing Agency Plan:

HUD provides physical inspection scores for PHA developments across the country. The physical condition scoring process is based on three elements within the property, which are:

1. Inspectable areas: site, building exterior, building system, common areas and dwelling units;
2. Inspectable items: walls, kitchens, bathrooms and other things to be inspected in the inspectable area;
3. Observed deficiencies.

A score of 55 or below means that the property is in poor condition, and properties in excellent condition have a score of 90 and over. There is one property (3220A Wonderwood Drive) that is considered poor condition and five that are in excellent condition.

See the following table the condition of Public Housing in Alexandria.

Public Housing Condition

Public Housing Development	Average Inspection Score
Miracle, Wonderwood, Phoenix, 3220A Wonderwood Drive	55
Miracle, Wonderwood, Phoenix, 4102A Phoenix Drive	62
Alexandria VOA Living Center	93
Bethel	Default
Chateau Deville	99
Mason Estates	90
Magnolia Trace	87
Our Ladys Manor	98
England	78

Table 37- Public Housing Condition

Describe the restoration and revitalization needs of public housing units in the jurisdiction:

The Alexandria Housing Authority continues to utilize resources to rehabilitate the units most in need. This includes utilizing Capital Funds to repair roofs, HVAC systems, and other rehabilitation needs.

Describe the public housing agency's strategy for improving the living environment of low- and moderate-income families residing in public housing:

The Alexandria Housing Authority is amending its Annual Plan because it was a successful applicant in the Rental Assistance Demonstration (RAD). As a result, Alexandria Housing Authority will be converting to Project Based Voucher under the guidelines of PIH Notice 2012-32, REV-3 and any successor Notices. Upon conversion to Project Based Voucher Assistance the Authority will adopt the resident rights, participation, waiting list and grievance procedures listed in Section 1.7.B & 1.7.C of PIH Notice 2012-32, REV-3. These resident rights, participation, waiting list and grievance procedures are appended to this Attachment. Additionally, Alexandria Housing Authority is currently compliant with all fair housing and civil rights requirements and is not under a Voluntary Compliance Agreement or under a Voluntary Compliance Agreement.

RAD was designed by HUD to assist in addressing the capital needs of public housing by providing Alexandria Housing Authority with access to private source of capital to repair and preserve its affordable housing assets. Please be aware that upon conversion, the Authority's Capital Fund Budget will be reduced by the pro rata share of Public Housing Developments converted as part of the Demonstration, and that Alexandria Housing Authority may also borrow funds to address their capital needs. Alexandria Housing Authority will also be contributing Operating Reserves in the amount of the subsidy associated with each unit and Capital Funds in the amount of subsidy associated with each unit

at East Sycamore, West Sycamore, Legacy Heights, Fairway Terrace, Carver Village, Green Meadow Wonderwood, Phoenix Point and Miracle Plaza developments. Alexandria Housing Authority does not have debt under the Capital Fund Financing Program. Also, Alexandria Housing Authority does not currently have debt under an Energy Performance Contract (EPC).

Alexandria Housing Authority will convert the following types of units: the family units or elderly at East Sycamore, West Sycamore, Legacy Heights, Fairway Terrace, Carver Village, Green Meadow, Wonderwood, Phoenix Point and Miracle Plaza developments. There is a possibility that there will be a reduction of units, or a change in the bedroom distribution with this RAD conversion. There will be changes in the policies that govern eligibility, admission, selection, and occupancy of units at these projects after they have been converted. This includes any waiting list preferences that will be adopted for the converted project as well as the Resident Rights and Participation, Waiting List and Grievance Procedures for residents stated in 1.6, 1.7 and Attachment 1B of PIH Notice 2012-3.

Resident meetings have been conducted at all sites that are converting and notices include Rad Information Notice (RIN), General Information Notice (GIN) and any Relocation requirements. There will be a transfer of assistance at the time of conversion.

Discussion:

N/A

MA-30 Homeless Facilities and Services – 91.210(c)

Introduction

The data below is the summary of all beds reported in the Alexandria/Central Louisiana Continuum of Care (LA-507). Data is not available from HUD at the city level.

Facilities and Housing Targeted to Homeless Households

	Emergency Shelter Beds		Transitional Housing Beds	Permanent Supportive Housing Beds	
	Year Round Beds (Current & New)	Voucher / Seasonal / Overflow Beds	Current & New	Current & New	Under Development
Households with Adult(s) and Child(ren)	9	0	14	31	0
Households with Only Adults	54	4	5	192	0
Chronically Homeless Households	0	0	0	34	0
Veterans	16	16	0	187	0
Unaccompanied Youth	0	0	0	18	0

Table 38 – Facilities and Housing Targeted to Homeless Households

Alternate Data Source Name:
2018 Housing Inventory Count

Data Source Comments: Alexandria/Central Louisiana Continuum of Care (LA-507) 2022

Describe mainstream services, such as health, mental health, and employment services to the extent those services are used to complement services targeted to homeless persons

As part of the intake process, providers require that program participants enroll in mainstream benefits. This includes two programs from Volunteers of America (Assertive Community Outreach Program and Behavioral Health) that provide case management for residents dealing with mental illness to support independent living. Behavioral Health provides case management to mentally ill adults that live independently. Support also includes life skill training, transportation, and assistance with understanding medical needs. Further, Reentry Solutions have subcontracted with Volunteers of America to provide employment services to ex-offenders being released into Rapides Parish and are open to referrals for homeless individuals seeking assistance. The program gives former offenders opportunities to support themselves through legitimate and productive work, reducing recidivism and improving public safety.

List and describe services and facilities that meet the needs of homeless persons, particularly chronically homeless individuals and families, families with children, veterans and their families, and unaccompanied youth. If the services and facilities are listed on screen SP-40 Institutional Delivery Structure or screen MA-35 Special Needs Facilities and Services, describe how these facilities and services specifically address the needs of these populations.

Emergency Shelters

Hope House of Central Louisiana – Families with Children – 4 beds for Emergency and 30 Transitional
Salvation Army (Health Care for Homeless Vets) – Veterans – 16 beds

Permanent Supportive Housing

Alexandria Housing Authority (VASH) – Veteran Families – 35 beds
Central Louisiana Coalition to Prevent Homelessness – Chronic Families – 14 beds
Volunteers of America (Bonus PSH) – Chronic Families – 3 beds
Volunteers of America (PSH) – Chronic Families – 14 beds

Rapid Re-Housing

Central Louisiana Coalition to Prevent Homelessness – Families with Children – 5 beds
Volunteers of America (SSVF-RRH) – Veteran Families - 25

MA-35 Special Needs Facilities and Services – 91.210(d)

Introduction

There are four primary groups with non-homeless special needs in the jurisdiction. They are the elderly and frail elderly, those with HIV/AIDS and their families, those with alcohol and/or drug addiction, and the mentally or physically disabled. This section will explain who they are, what their needs are, and how the jurisdiction is accommodating (or should accommodate) those needs.

Including the elderly, frail elderly, persons with disabilities (mental, physical, developmental), persons with alcohol or other drug addictions, persons with HIV/AIDS and their families, public housing residents and any other categories the jurisdiction may specify, and describe their supportive housing needs

Elderly: The supportive housing needs for this population can vary widely depending on the health and fitness of the individuals. In general, with aging disabilities and other health issues become more common. Because of this, supportive housing must include access to health professionals and housing modifications to assist the resident. It is important to help residents stay independent and in their own homes for as long as possible if they prefer that.

HIV/AIDS: Medical and social support is important for residents living with HIV/AIDS. While there have been great advances in the medical treatment of HIV/AIDS, it is still important to provide specialized support. Family and friends must be accessible and medical facilities should be nearby.

Alcohol and/or Drug Addiction: Individuals dealing with addiction often require housing options that will provide a safe, sober place for recovery. A strong network is necessary to maximize the chance they will stay healthy and sober. It is important that these persons have access to health services, support groups, employment assistance, and access to family and friends. Additionally, detoxification facilities are necessary when addiction is first recognized.

Mental and Physical Disabilities: Individuals with disabilities encompass a wide range of skill levels and abilities. Therefore, they have many of the same issues as the general population with added needs that are unique to their situation. Often times, individuals with disabilities have a fixed income and limited housing options. Individuals with more independent skills can utilize subsidized housing but individuals that need more support or specialized housing have fewer options. Many individuals continue to reside with parents and families throughout adulthood, which can put additional financial burden on the family. Regardless of the housing situation, a common thread is the need of continuous support services dependent on the level of capabilities.

Describe programs for ensuring that persons returning from mental and physical health institutions receive appropriate supportive housing

The Continuum of Care has established discharge policies and procedures to assist persons leaving institutional care obtain supportive housing and avoid homelessness.

Locally, hospitals are beginning to reach out to CoC providers in advance of someone being discharged so that proper assessments can take place before the person is discharged. The CoC can assist the hospital seek housing options so that no one is homeless upon discharge. Housing options might include placement in a PSH program if the person is deemed chronically homeless, linkages to programs like SSVF and VASH if they are leaving the VA Hospital, and referrals to programs for those who are mentally ill and/or substance abusers.

In terms of mental health, Volunteers of America has been designated by the CoC as the agency that provides linkages between the mental health system and the homeless system. Volunteers of America has several programs that are not CoC-funded that link persons to resources available to ensure housing stability, and has three PSH CoC-funded programs that serve only those chronically homeless individuals/families who have a mental illness. With mental illness, the leading cause of homelessness locally, having a PSH program where beds are designated specifically for this population ensures that no mentally ill person leaving a mental health facility will be homeless.

Specify the activities that the jurisdiction plans to undertake during the next year to address the housing and supportive services needs identified in accordance with 91.215(e) with respect to persons who are not homeless but have other special needs. Link to one-year goals. 91.315(e)

The city strives to meet housing needs by providing Owner Occupied Housing Rehab, increase affordable housing opportunities, and addressing slum and blight. The housing rehab will address special needs for individuals in need of features such as ramps, wider doorways and special accommodations for individuals with mobility challenges. In addition, funding will accommodate individuals with home modifications to include bathroom adjustments or accessible kitchen designs.

Addressing slum and bright can significantly help persons with special needs. Slum and blighted areas often present numerous barriers to individuals with special needs, including unsafe living conditions, inadequate accessibility and limited access to essential services. By improving these areas, the city can enhance the living environment with improved safety, better housing options, increase access to services, social integration and economic opportunities by attracting new businesses.

For entitlement/consortia grantees: Specify the activities that the jurisdiction plans to undertake during the next year to address the housing and supportive services needs identified in accordance with 91.215(e) with respect to persons who are not homeless but have other special needs. Link to one-year goals. (91.220(2))

See above.

MA-40 Barriers to Affordable Housing – 91.210(e)

Negative Effects of Public Policies on Affordable Housing and Residential Investment

Public policies are meant to address the overall needs of citizens. Yet, there are times where they may have a negative effect on certain aspects of the community, specifically affordable housing and residential investment. Affordable housing and public and private residential investments are key components in furthering fair housing in any community. The primary tool communities have for identifying contributing factors for these barriers to housing is an analysis of fair housing and fair housing choice. In 2020, the City updated the fair housing analysis. The following action steps were included in the analysis to address affordable housing issues:

Address Disproportionate Housing Problems and Economic Barriers

- Provide financial literacy courses and homebuyer education courses using HUD approved counselors. Ensure training is marketed to individuals most in need of assistance.
- Explore the possibility of working with a qualified fair housing agency to better understand the extent and magnitude of discrimination within the housing market and partner on strategies to educate lenders and potential borrowers to address disparities.
- Explore opportunities for economic investment and job training in areas of greatest poverty.

Address Lack of Safe, Affordable Housing

- Coordinate clearance and demolition efforts with homeowner rehabilitation and single-family housing development to improve neighborhoods that currently have a high percentage of vacant and abandoned properties.
- Coordinate with officials, staff, and legal counsel associated with zoning decisions to ensure all are fully educated on fair housing law and need for safe, affordable housing, especially as it pertains to reasonable accommodation.
- Participate in annual local and state activities to establish a greater network of support for affordable housing opportunities.

Beyond these steps, the City plans corresponding actions designed to strengthen the supply of affordable housing and narrow the affordability "gaps." Elements of those actions appear within this Consolidated Plan and beyond. Additionally, the City anticipates a review of public policies that may impede the development of affordable housing and to improve the understanding of their consequences.

MA-45 Non-Housing Community Development Assets – 91.215 (f)

Introduction

This section provides insight into the economic development landscape of the City. Included in this section is a look at the specific industries that are prevalent within the City, as well as indicators such as commute times, unemployment, and educational attainment.

Economic Development Market Analysis

Business Activity

Business by Sector	Number of Workers	Number of Jobs	Share of Workers %	Share of Jobs %	Jobs less workers %
Agriculture, Mining, Oil & Gas Extraction	205	11	1	0	-1
Arts, Entertainment, Accommodations	2,430	3,601	13	0.4	-12.6
Construction	797	1,562	4	4.6	-.6
Education and Health Care Services	5,390	13,433	31	10.2	-20.88
Finance, Insurance, and Real Estate	764	1,539	4	4.6	-.6
Information	221	351	2	1	-1
Manufacturing	1,260	1,005	6	3	-3
Other Services	1,053	784	6	2.3	-3.7
Professional, Scientific, Management Services	1,251	3,249	8	3.6	-4.42
Public Administration	1,413	1,969	6	5.8	-.5
Retail Trade	1,838	4,534	12	13.3	1.3
Transportation and Warehousing	550	519	4	1.5	-2.5
Wholesale Trade	207	1,127	2	3.3	1.3
Extraction Utilities	230	178	1	.5	-.5
Management of Companies and Enterprises	154	119	1	.4	.6
Total	17,763	33,981	--	--	--

Table 39 - Business Activity

Alternate Data Source Name:
2013-2017 ACS (Workers), 2022 LEHD (Jobs)

Labor Force

Total Population in the Civilian Labor Force	19,905
Civilian Employed Population 16 years and over	18,601
Unemployment Rate	4.4
Unemployment Rate for Ages 16-24	9
Unemployment Rate for Ages 25-65	5.2

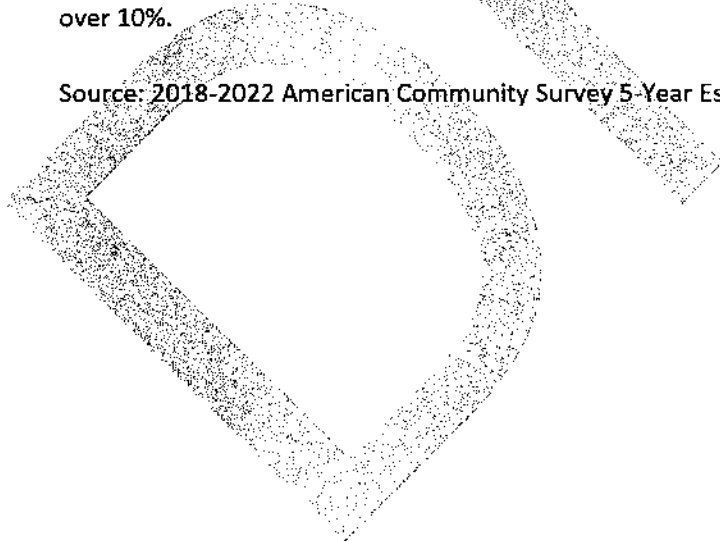
Table 40 - Labor Force

Alternate Data Source Name:
2018-2022 ACS 5-Yr Estimates
Data Source Comments:

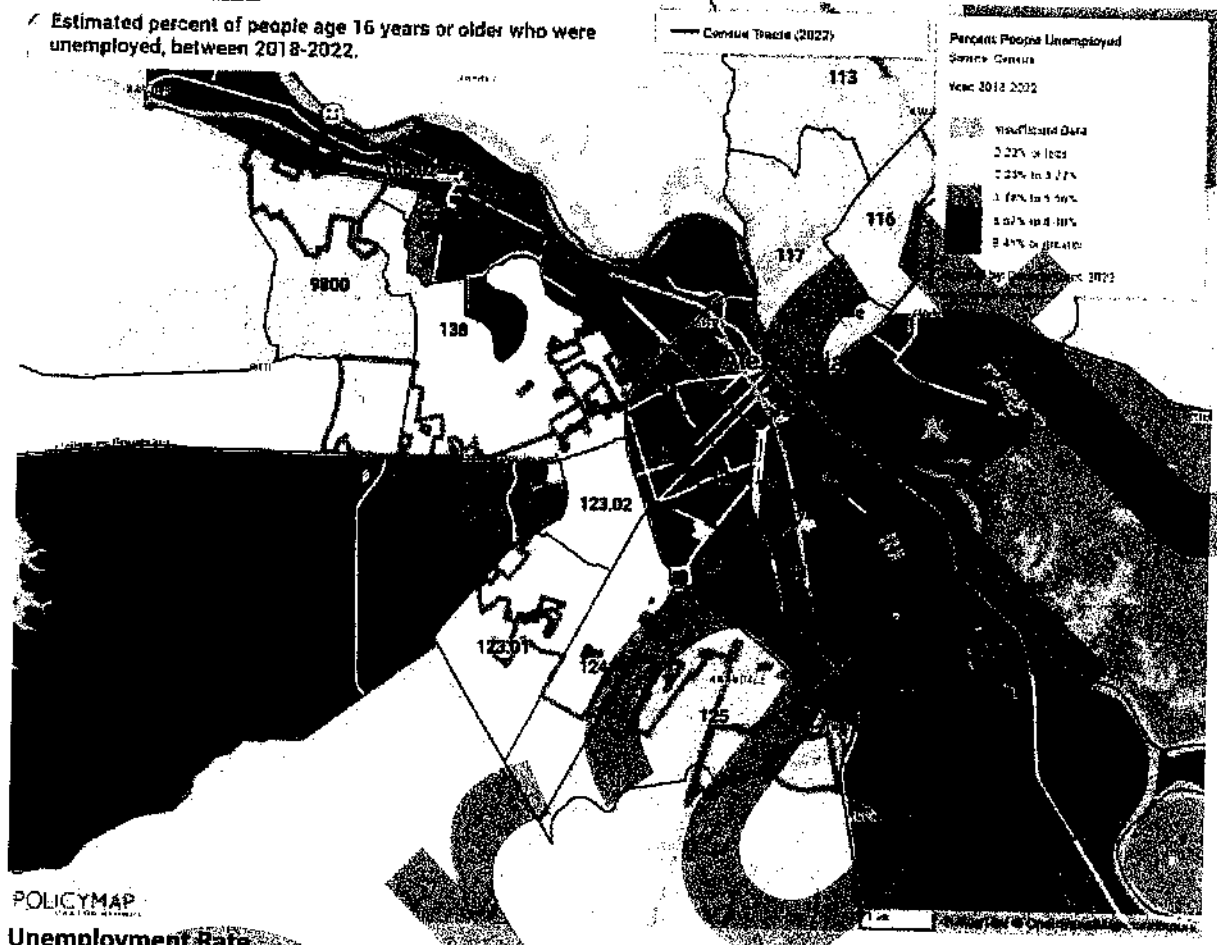
Unemployment

Based on the unemployment methodology from the US Census Bureau, the citywide unemployment rate is 4.4% for all persons in the civilian workforce. The city is slightly higher than the national average of 4.20% by 0.2%. While the difference is relatively small, it still indicates that Alexandria's labor market is not quite as strong as the national one. Approximately 9% of persons between the ages of 16 and 24 are unemployed. The map below shows the distribution of unemployed persons throughout the City. Tracts in the northern and southern parts of the City have the highest unemployment with some tracts over 10%.

Source: 2018-2022 American Community Survey 5-Year Estimates



Estimated percent of people age 16 years or older who were unemployed, between 2018-2022.



POLICYMAP

Unemployment Rate

Occupations by Sector	Number of People
Management, business and financial	2,336
Farming, fisheries and forestry occupations	0
Service	4,033
Sales and office	3,620
Construction, extraction, maintenance and repair	1,331
Production, transportation and material moving	2,181

Table 41 – Occupations by Sector

Alternate Data Source Name:
2023 ACS 5-Yr Estimates
Data Source Comments:

Occupations by Sector

According to the ACS data, the largest employment sector is the Service sector with 4,033 employees. The second largest sector is Sales and Office with 3,620 with the third largest being the Management, Business, and Financial sector with 2,336.

Travel Time

Travel Time	Number	Percentage
< 30 Minutes	14,797	86.4%
30-59 Minutes	1,199	7%
60 or More Minutes	1,130	6.6%
Total	17,126	100%

Table 42- Travel Time

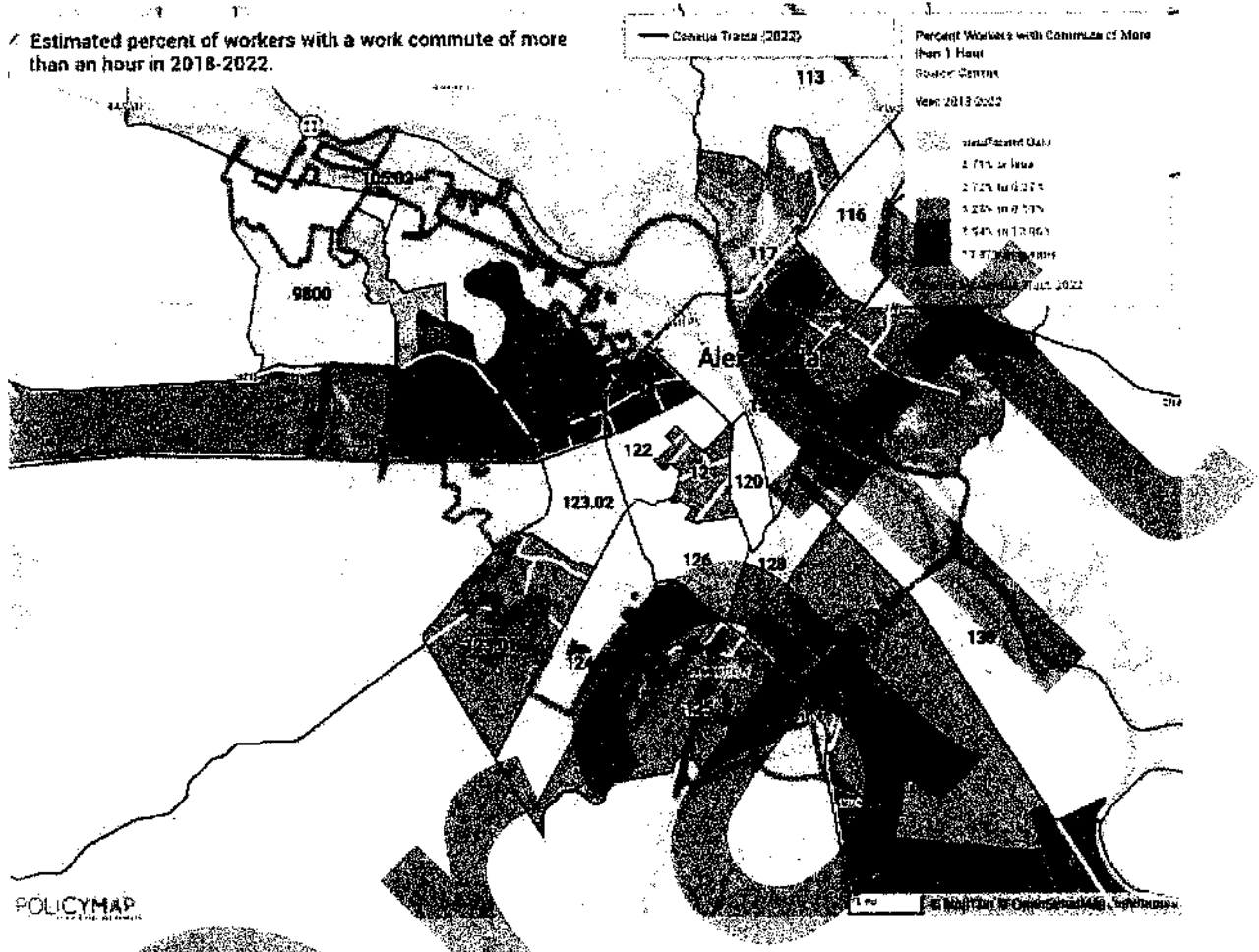
Alternate Data Source Name:
ACS 5-Yr Estimates 2023
Data Source Comments:

Commute Travel Time

Long commutes are not a significant issue for most residents of Alexandria. Nearly 90% of all persons commuting to work have a commute of less than 30 minutes each way. Only 6.6% have a commute that is an hour or longer.

Source: 2023 American Community Survey 5-Year Estimates

Estimated percent of workers with a work commute of more than an hour in 2018-2022.



Commute Travel Time More than One Hour

Education:

Educational Attainment by Employment Status (Population 16 and Older)

Educational Attainment	In Labor Force		Not in Labor Force
	Civilian Employed	Unemployed	
Less than high school graduate	1,531	45	2,059
High school graduate (includes equivalency)	4,446	566	2,678
Some college or Associate's degree	4,251	263	1,824
Bachelor's degree or higher	4,072	56	856

Table 43 - Educational Attainment by Employment Status

Alternate Data Source Name:
2023 ACS 5-Yr Estimates
Data Source Comments:

Educational Attainment by Age

Population 25 years and over	
Less than 9 th grade	1,463
9th to 12th grade, no diploma	3,256
High school graduate (includes equivalency)	10,115
Some college, no degree	6,293
Associate's degree	1,662
Bachelor's degree	4,234
Graduate or professional degree	3,056
High school graduate or higher	25,360
Bachelor's degree or higher	7,290

Table 44 - Educational Attainment by Age

Alternate Data Source Name:

2023 ACS 5-Yr Estimates

Data Source Comments:

The table above details educational attainment by persons 25 years of age and older within the City. The total number of people aged 18 to 24 who have completed high school (including equivalency) and obtained an associate's degree is 1,249. Of this group, 279 individuals achieved a bachelor's degree or higher. The total number of people aged 65 and over with a bachelor's degree or higher is 2,306. The current educational attainment is 85.2% high school graduate or higher which is about the same as the rate in Louisiana which is 86.7%. The current rate of 25.2% represents a bachelor's degree or higher which is a little less than the rate in Louisiana of 26.1%.

Educational Attainment – Median Earnings in the Past 12 Months

Educational Attainment	Median Earnings in the Past 12 Months
Less than high school graduate	27,723
High school graduate (includes equivalency)	29,441
Some college or Associate's degree	29,280
Bachelor's degree	66,935
Graduate or professional degree	74,526

Table 45 – Median Earnings in the Past 12 Months

Alternate Data Source Name:

2023 ACS 5-Yr Estimates

Data Source Comments:

Median Earnings by Educational Attainment

The median earnings of individuals in the City are closely tied to educational attainment. Median earnings increase as individuals attain higher education. A person with a bachelor's degree generally earns nearly \$40,000 more than of a person without a high school degree. A person with a graduate or

professional degree can expect to earn nearly \$45,000 more than somebody with only a high school degree.

Based on the Business Activity table above, what are the major employment sectors within your jurisdiction?

In the City of Alexandria, the largest employment sector is the Education and Health Care services sector. This sector makes up 30.3% of the workers and 39.5% of the jobs, the largest by far. The next two largest sectors are Retail Trade with 13.3% of jobs and Arts, Entertainment, and Accommodations with 10.6% of the jobs.

Describe the workforce and infrastructure needs of the business community:

As discussed below, there is a need for a workforce that is more aligned with the current and future needs of the workforce. Alexandria is home to major healthcare workers—doctors, nurses, medical technicians, and support staff continues to grow. The aging population increases the demand for healthcare services. Given the city's proximity to energy sectors, manufacturing and other industries, there is a significant need for skilled tradespeople. Jobs in welding, plumbing, electrical work and HVAC are in demand. Alexandria needs more investment in education and workforce training programs to ensure residents have the skills needed for emerging job sectors. As with many cities, there is a rising demand for technology professions, particularly those skilled in IT infrastructure, cybersecurity, data analysis and software development. Infrastructure is also needed, particularly broadband internet, improvements to the port areas, river deepening, transportation and roads, flood control and disaster preparedness, securing the rail access and affordable housing.

Describe any major changes that may have an economic impact, such as planned local or regional public or private sector investments or initiatives that have affected or may affect job and business growth opportunities during the planning period. Describe any needs for workforce development, business support or infrastructure these changes may create.

The Kistachie-Delta Region's Comprehensive Economic Development Strategy (CEDS) identified one goal to define the efforts and objectives of the organization: Sustain and Grow Capacity for Economic Competitiveness. There are five objectives with a number of tactics.

Objective 1: Economic Development – Enterprise Ecosystem

1. Small Business, Big-Benefit
2. Diversification
3. Technology
4. Infrastructure and Facilities
5. Broadband and Global Connections
6. System Integration

Objective 2: Education and Workforce – Talented, Educated People-Fit

1. Training and Articulation
2. Work Ready, Work Engaged
3. Soft Skills and Productivity
4. Ongoing Learning by Individuals and Enterprises for Mutual Benefit

Objective 3: Governance and Civic Capacity – Leadership and Technical Management

1. Capabilities for Managing Facilities, Finances, and Projections
2. Right-sizing Targets for Economic Growth
3. Enriching Relationship Networks for Active Collaboration
4. Purpose-Drive Decision-Making

Objective 4: Environment and Resources – Eco and Bio Conscientiousness

1. Community Services Sustainability
2. Sustain and Improve Land and Natural Assets
3. System Built Redundant and Resilient
4. Maximize Tourism Positive Contributions
5. Research Tourism Sustainability

Objective 5: Place and Identity – Energizing Core Communities

1. Tourism Development
2. Commercializing Cultural and Historic Assets
3. Restoring and Cultivating Main Street-esque Revitalization
4. Tactical Placemaking and Placebranding
5. Valuing community Identity to Fuel Vibrancy

How do the skills and education of the current workforce correspond to employment opportunities in the jurisdiction?

One of the major objectives of the regional CEDS is to address the disconnect between skills and education and the current employment opportunities. There is a need to connect education and workforce strategies and build partnerships. All education types are needed to fulfill the business and industry needs. Further details about the CEDS plans and objectives are below.



Describe any current workforce training initiatives, including those supported by Workforce Investment Boards, community colleges and other organizations. Describe how these efforts will support the jurisdiction's Consolidated Plan.

The jurisdiction is working to increase cooperation between educational and business organizations to develop workforce training initiatives. Included in this cooperation is Central Louisiana Community Technical College System's "Center for Manufacturing Excellence" award to respond to industry labor needs and skill shortages.

Additional partnerships include:

1. **The Orchard Foundation:** established by the Rapides Foundation in 2004 to act as a nonprofit local education fund to improve educational opportunities for educators. The mission is to improve academic achievement for Central Louisiana students by promoting best practices; recruiting, retaining, and rewarding excellent and innovative teachers; building school leadership and strengthening school and community relationships.
2. **Louisiana Central:** is an economic development organization that plays a significant role in advancing the business environment and workforce development in Alexandria. It is a collaboration of public and private sector entities focused on growing the region's economy, supporting local businesses and fostering job creation.
3. **The Rapides Foundation:** is a philanthropic organization that plays a vital role in supporting the development of Alexandria. Established in 1994, the foundation focuses on improving the quality of life for local residents through a range of programs, grants and initiatives including workforce training, health improvement programs and supporting local businesses.
4. **Area Workforce Investment boards:** The Central Louisiana Workforce Development Board (CLWDB) serves as the primary workforce investment board and plays a key role in connecting job seeking with opportunities, offering training and educational resources. Through its collaboration with education institutions, local businesses and government programs, the CLWDB helps drive workforce development.

Does your jurisdiction participate in a Comprehensive Economic Development Strategy (CEDS)?

Yes, Alexandria has a CEDS, which is developed and supported by various local organizations, including the Central Louisiana Economic Development Alliance (CLEDA) and other regional entities. The strategy is aimed at enhancing economic growth, fostering job creation, and improving the quality of life for residents.

If so, what economic development initiatives are you undertaking that may be coordinated with the Consolidated Plan? If not, describe other local/regional plans or initiatives that impact economic growth.

The CEDS identified a number of pursuits and priorities for each of the objectives identified.

Objective 1: Economic Development – Enterprise Ecosystem – Focus Year Launch: 2023

1. Asset-fulfillment: Make our assets work better and work for us
2. Capital improvements for industrial facilities, infrastructure, and incubation
3. Integrated multi-modal capacity
4. Stimulate private sector investment through tools: Opportunity Zone, HUBZones, new markets, incentives, certified sites, and expand the trade sector
5. Accelerate access to capital
6. Pursue broadband infrastructure and adoption
7. Support entrepreneurship and diversification
8. Seek investment in transportation enhancements and expanded nodes of commerce including truck-to-rail, ports, I-14, pipelines, and venues for open markets

Objective 2: Education and Workforce – Talented, Educated People-Fit – Focus Year Launch: 2021

1. Fulfill business and industry needs using all education types
2. Identify and forge connections for education and workforce strategies
3. Mobilize methods for employability and quality wages by promoting collaboration and articulation amongst providers, including community and technical colleges, universities, independent training providers, apprenticeship, and workforce. Function proactively and responsively to industry's labor demand and individual's opportunities to earn quality wages
4. Build partnerships between business and higher education
5. Strengthen talent initiatives through cultivation and attraction.
6. Assess and map needed skills for open or projected opportunities

Objective 3: Governance and Civic Capacity – Leadership and Technical Management – Focus Year Launch: 2020

1. Regional training in both leadership and topical, subject matter expertise. Grow leaders with appreciation for development, redevelopment, and resilience
2. Pursue designations of distinctions to add competitive advantages
3. Convene good conversations to exchange and advance joint pursuits. Assure adequate, baseline funding for public sector development entities.
4. Upskill leadership with the people skills to thrive
5. Promote project structuring and responsible grant, project, and fund management
6. Grow business networks for peer support, training, and ventures

(continued in Discussion below)

Discussion

Objective 4: Environment and Resources – Eco and Bio Conscientiousness – Focus Year Launch: 2019

1. Redress critical challenges to water and wastewater infrastructure and its management. Implement training and assistance to overcome public health and safety concerns from declining resources and outdated rates
2. Reuse of facilities repurposed and building on past public investment. Educate school boards on CEA opportunities to reduce blight
3. Promote, encourage, and assist with public system's sustainability
4. Utilize cultural, natural, and other assets as foundation for home-grown solutions. Support local projects, programs, and incentives that are congruent with the region's goal

Objective 5: Place and Identity – Energizing Core Communities – Focus Year Launch: 2022

1. Support community revitalization
2. Encourage rural Farmer's Markets and local food initiatives to promote healthy places and desirable consumer options.
3. Coordinate with attractions and tourism on regional and collaborative marketing.
4. Identify viable tourism development. Utilize cultural and physical assets as input for enterprises
5. Promote nature trails and local event participation. Implement recommendations of visitor-interest study
6. Promote and assist non-profits and civic groups to be empowered, responsible, and able to influence and implement change and growth.



MA-50 Needs and Market Analysis Discussion

**Are there areas where households with multiple housing problems are concentrated?
(include a definition of "concentration")**

HUD identifies four specific data points that constitute "housing problems": cost burden, overcrowding, lack of complete plumbing facilities, and lack of complete kitchen facilities. Within the City, 0.5% of occupied units lack complete plumbing, 1.2% occupied units lack complete kitchen facilities, 2.5% are overcrowded, and 38.2% are cost burdened.

Areas of concentration are census tracts that have two or more housing problems that are substantially higher than the City average. For this analysis, "substantially higher" means a lack of complete plumbing over 10.5%, a lack of complete kitchen facilities over 11.2%, overcrowding over 12.5%, or cost burden over 48.2%.

There are no areas in the City of Alexandria with concentrated housing problems.

Are there any areas in the jurisdiction where racial or ethnic minorities or low-income families are concentrated? (include a definition of "concentration")

Yes, there are several areas with a concentration of racial minorities, ethnic minorities, or low-income families. For the purposes of this analysis, a "concentration" is any census tract where the minority population makes up 10% more than the citywide average or is low-income. Maps of these concentrations follow this section.

Black Households: In Alexandria, 55.5% of the population is black. According to HUD's CPD mapping system, there are ten tracts with a concentration (greater than 60%) of black households. These tracts are all concentrated on the east side of town.

1. 13000 – 83.96%
2. 12700 – 96.02%
3. 12900 – 93.49%
4. 12800 – 92.65%
5. 13900 – 69.92%
6. 12100 – 71.64%
7. 12500 – 74.74%
8. 12000 – 97.49%
9. 13000 – 83.96%
10. 11000 – 80.34%

There were no other racial or ethnic groups with geographic concentrations in Alexandria.

Low-Income Households: The Median Household Income in the City is \$49,049. Any household making 80% or less (\$39,239) is considered "low-income" concentration. As visualized in the map below, the tracts in the east part of the City tend to be low income.

See maps below: Concentration of Black Population and Concentration of LMI Households

What are the characteristics of the market in these areas/neighborhoods?

The areas with a concentration of black residents overlaps regularly with the low-income map. These areas tend to have weaker economic indicators and may lack opportunities.

Are there any community assets in these areas/neighborhoods?

The City has been focusing on redevelopment of many of the areas in need. Additional resources have been devoted to improve the living and economic situation in these areas.

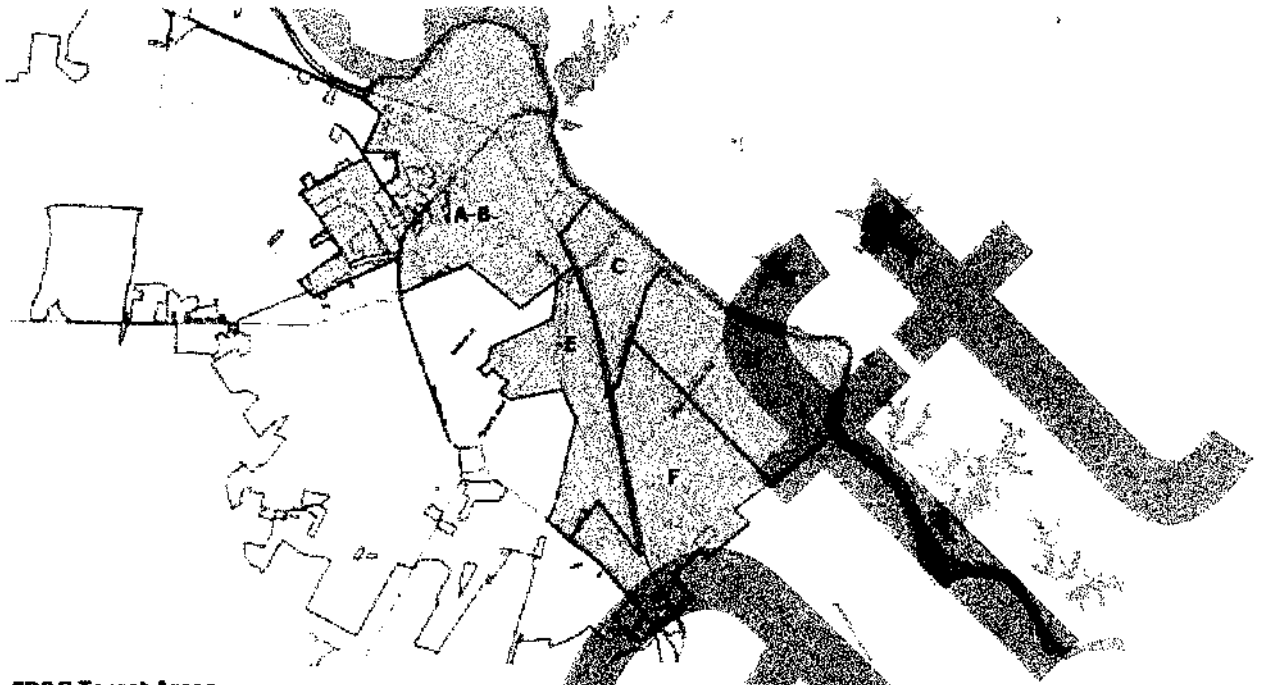
Are there other strategic opportunities in any of these areas?

Expansion of the business district is an opportunity that continues to exist. The business district overlaps with the low median household income and high black population tracts. Being along the river provides opportunities to utilize the waterway for economic means and to improve transportation opportunities throughout the City.

See map below: CDBG Target Areas

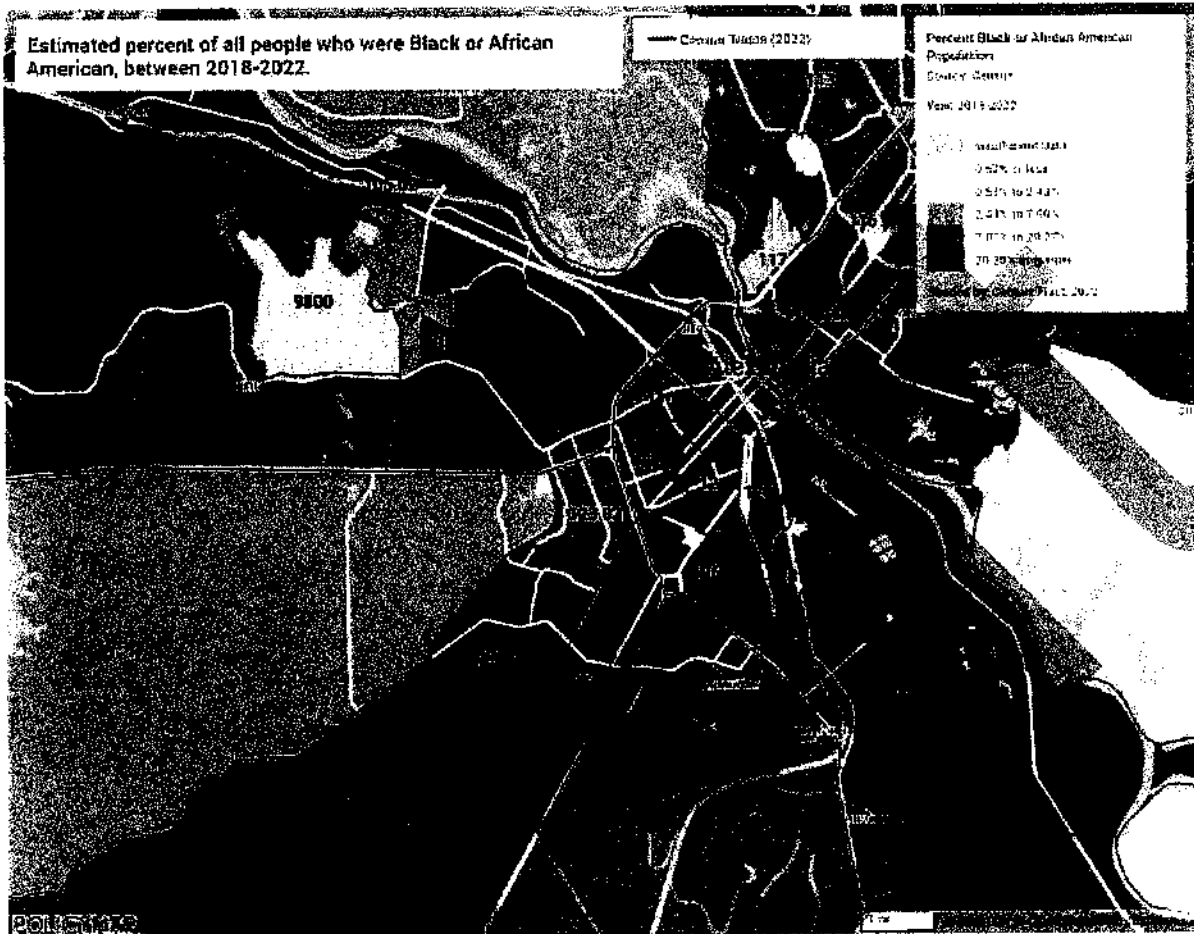






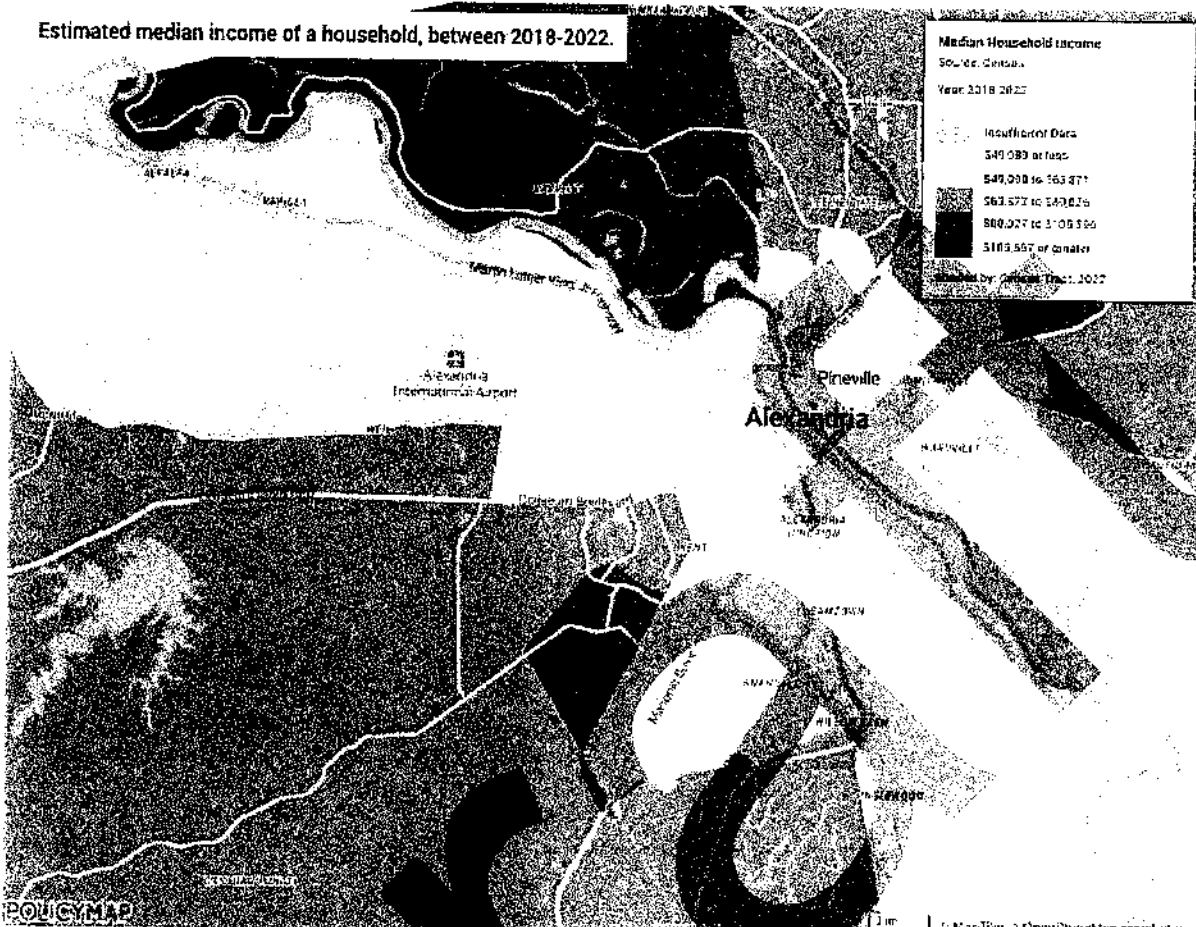
CDBG Target Areas

CDBG Target Areas



Concentration of Black Population

Estimated median income of a household, between 2018-2022.



Concentration of LMI Households



MA-60 Broadband Needs of Housing occupied by Low- and Moderate-Income Households - 91.210(a)(4), 91.310(a)(2)

Describe the need for broadband wiring and connections for households, including low- and moderate-income households and neighborhoods.

Internet is an essential communications and information platform that allows users to take advantage of the increased interconnectedness of business, education, commerce, and day to day utility. Reliable access to the internet is becoming a necessity to thrive in the modern economic environment. Communities that lack broadband access struggle to keep pace with the country. Locations without broadband access impedes its population's ability to take advantage of the educational and entrepreneurial opportunities available online. This is particularly problematic for LMI areas where economic opportunities are already often lacking. Studies suggest a strong correlation between increased high-speed internet access and increased education and employment opportunities, especially in small cities and rural areas.

Alexandria does not have significant gaps in broadband coverage. Most of the city has multiple options of internet providers, to include LMI areas. The average Alexandria household has three (3) options for broadband-quality Internet service; however, an estimated 4,000 locals in Rapides Parish, within Alexandria, do not have access to any wired internet.

The following map shows broadband access throughout the City. Broadband access is defined as advertised internet speeds of 768 kilobits per second or higher. FCC data shows three major infrastructure options within Alexandria: fiber, cable, and DSL.

See map below: Broadband Access

Describe the need for increased competition by having more than one broadband Internet service provider serve the jurisdiction.

Once broadband access has been obtained, it is important to ensure there is competition among service providers. Any resource that has a de-facto monopoly on an area may not be incentivized to provide standard and consistent services. Alexandria has a total of seven (7) Internet providers offering residential service. Optimum and AT&T (Fiber) are the strongest providers in Alexandria so far as coverage. The average Alexandria household has three (3) options for broadband-quality Internet service.

- Suddenlink (Cable)
- Optimum
- AT&T Internet (DSL and Fiber)
- T 5G Home Internet

- Verizon
- Starlink
- HughesNet (Satellite)

The following map shows the number of broadband service providers by census tract. Most of the city has at least three options of high-speed internet with competitive providers, however about eight percent of residents only have access to one provider.

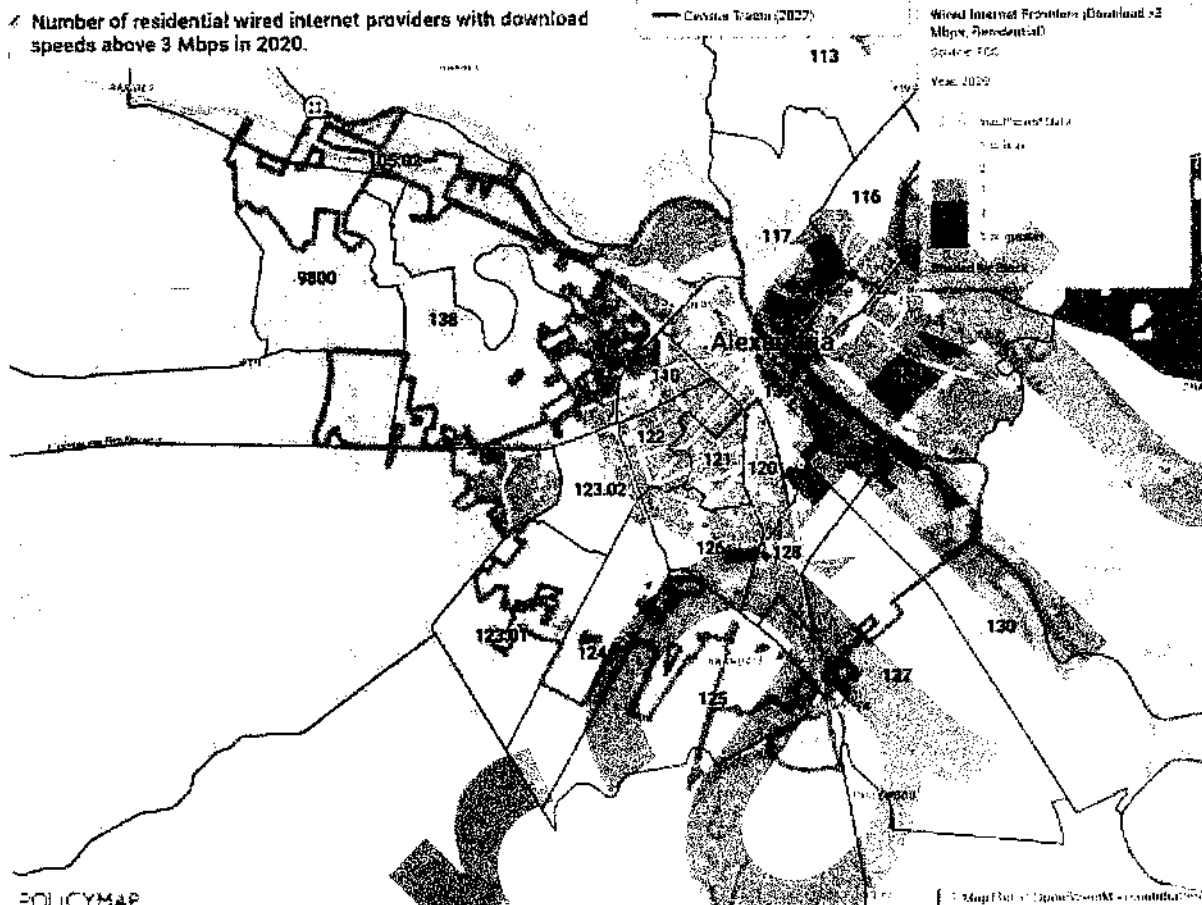
See map below: Highspeed Internet Providers



Broadband Access



Number of residential wired internet providers with download speeds above 3 Mbps in 2020.



POLICYMAP

Highspeed Internet Providers

MA-65 Hazard Mitigation - 91.210(a)(5), 91.310(a)(3)

Describe the jurisdiction's increased natural hazard risks associated with climate change.

Alexandria has not historically been as vulnerable to various natural hazard events as other locations in the state but Alexandria can still face several risks. While Alexandria is located inland, away from the coast, the effects of climate change still pose significant risks in the form of flooding, severe storms and heatwaves, among other hazards. The City is moderately more prone to tornadoes than other locations in the state and has experienced flooding, hail, thunderstorms and others natural hazard events. The potential impacts of climate change—including an increase in prolonged periods of excessively high winds and more heavy precipitation—are often most significant for vulnerable communities. As mentioned, the City is not located near the coast, but it is still impacted secondary effects such as tropical storms from traveling hurricanes. By the middle of the century the average summer temperature is expected to rise four degrees. This rise in temperature could lead to altered weather and precipitation patterns, a rise in severe storms, and an increased risk of catastrophic floods, increased electricity costs, and ruined crops. Additionally, any increase in the ocean levels or increased storm activity may lead to people moving inland from the coast. An increase of people could come into the City which would drive up housing costs, reduce the availability of jobs, and tax resources.

Describe the vulnerability to these risks of housing occupied by low- and moderate-income households based on an analysis of data, findings, and methods.

Low- and moderate-income residents are at particular risk due to having less available resources to combat the impacts of natural disasters. A dramatic rise in electricity or housing costs could put them at imminent risk of homelessness or living in substandard conditions. Residents in rural communities will have less access to public support in case of emergencies and will have fewer resources to repair or prevent damage to their homes. LMI communities are at a disproportionately higher risk of being displaced long term or permanently by flooding hazards.

The City of Alexandria strives to inform and prepare the general public for multi-hazard mitigation. There are online venues (including city website and Facebook page, Louisiana VOAD website, and Volunteer Louisiana website and Facebook page) that disseminate numerous informational guidebooks, videos, and emergency resources to build disaster resiliency in the community. The city also coordinates with the Rapides Parish and the state Governor's Office of Homeland Security and Emergency Preparedness. The City has also made great strides to ensure future resiliency and preparedness against natural disaster. THINKAlex is a community-driven Resiliency Plan, comprised of a Land Use Plan, a Housing Plan, and a Transportation Plan, focused on the development of effective long-term plans and strategies for the City. One specific effort from this plan is to explore comprehensive flood plain management, which will strengthen its defenses against natural disaster.

Strategic Plan

SP-05 Overview

Strategic Plan Overview

Given the broad range of needs and the limited amount of resources available, the City can only meet a portion of the needs within the community. For the purpose of the Consolidated Plan, the needs identified as "high priority" are those that the City plans on addressing with available federal funds over the next five years.

This portion of the plan, the Strategic Plan, summarizes the community needs and identifies its high priority needs that it will address over the next five years. The Strategic Plan also describes how the City will address its priority needs. This includes identifying available resources (Anticipated Resources), who will carry out the activities (Institutional Delivery Structure), and how the conditions of the market will influence the City's actions (Influence of Market Conditions). The Strategic Plan also describes the City's plans to address specific issues required by the regulations, including barriers to affordable housing, lead-paint hazards, and anti-poverty measures.

Given the variables above, the City sets goals that will be used to measure performance over the term of the plan. It should be noted that it is difficult to estimate the funding levels for the HOME and CDBG program for the term of the Consolidated Plan. Given this, the goals listed in the plan are based on the assumption that funding will remain relatively stable over the next four years.

The priorities and goals of this Strategic Plan did not change much from the previous Strategic Plan. The City's focus will remain on housing and the elimination of blighted conditions.

AFFORDABLE HOUSING

The City estimates it will budget about eighty percent of its available resources for housing activities. CDBG funds will support a Minor Rehabilitation Program using up to 70% and up to 90% of Home funds will be allocated towards a Major Rehabilitation Program or new construction on a 58-64 unit multi-family residential complex. The potential new construction is pending an award from Louisiana Housing Corporation (LHC) published NOFA to solicit developers for new construction housing projects tied with low-income housing tax credits. If funding is obtained the new development will support an economically distressed area for low-income residents.

ELIMINATION OF BLIGHT

Approximately thirty percent of available funds will be used for the elimination of blighted conditions. This includes Code Enforcement and Demolition/Clearance of Blighted Properties.

Staff estimates that 90% of funds will be used within the CDBG Target Area. While most of the programs administered by the City will be available on a City-wide basis, the target areas have higher levels of



need. The CDBG funds will be used for demolition of abandoned or deteriorated buildings that pose safety hazards or are visually unappealing, contributing to neighborhood declining. After blighted structures are removed, the site can be prepared for redevelopment necessary for new construction, which will include affordable housing. A description of the target areas are included in the Geographic Priorities section.

DRAFT

SP-10 Geographic Priorities – 91.215 (a)(1)

Geographic Area

Table 46 - Geographic Priority Areas

1	Area Name:	Slum & Blight Area 1
	Area Type:	Local Target area
	Other Target Area Description:	
	HUD Approval Date:	
	% of Low/ Mod:	
	Revital Type:	Other
	Other Revital Description:	Slum & Blight Area

DRAFT



Identify the neighborhood boundaries for this target area.

Identified slum and blight areas (SBA) are:

Area AB-20: The area incorporated by the City of Alexandria, LA north of a meandering line commencing from the intersection of MacArthur Drive and Bayou Rapides; to Monroe Street; to Chester Street; to Polk Street; to Bolton Avenue; to Lee Street; to Thorn Road; to Murray Street; to Foisy St; to Jackson Street; to 6th Street; to Beauregard Street and centerline extension; to the centerline of the Red River.

Area C-20: The area bounded by a line commencing at the intersection of Broadway Avenue; along I-49 to Murray Street; to Foisy Street; to Jackson Street; to 6th Street; to Beauregard Street; to the centerline extension of the Red River; to Broadway Avenue; along Broadway Avenue to the Point of Beginning.

Area D-20: Southeast of a line commencing at the apparent intersection of the extension of Broadway Avenue and the centerline of the Red River; along Broadway Avenue to Kansas City Southern Railroad; to the intersection of the City limits (31.26877 N, 92.41056 W); to the centerline of the Red River.

Area E-20: The area bounded by a line commencing along Lee Street to Vance Avenue; to City Park Boulevard; to South City Park Boulevard; to Marigold Street; to the terminus of Marigold Street; to Texas Avenue; to Lee Street; to Memorial Drive; to Sterkx Road; to South MacArthur Drive; to Lee Street; to Duhon Lane; to Hudson Blvd; to I-49; along I-49 to the Point of Beginning.

Area F-20: That area bounded by the line commencing at the intersection of Broadway Avenue; to I-49; to Hudson Blvd; to Duhon Lane; to Lee Street; to South MacArthur Dr; along to the City Limits at 31.2476 N, 92.4335 W; to the Kansas City Southern Railroad; to the Point of Beginning.

See maps for each area attached in the SP-10


Include specific housing and commercial characteristics of this target area.

All areas: AB, C, D, E, F have physical deterioration of buildings is rampant throughout and high density of code enforcement complaints. Communities with an older housing stock are likely in need of support and may not have the supply of homes necessary to meet demand. Units built prior to 1978 have the risk of lead-based paint and special care must be taken when addressing these properties. The median year built for the proposed slum and blight areas determination ranges from 1959 to 1970.

Areas AB & E have abandonment of properties is examined through the vacancy rate. According to Census ACS 5 year estimate, 2023, the proposed areas had an estimated vacancy rate over 32%. With a housing stock experiencing deterioration and high vacancy rates, the areas are presumably unattractive to existing and new or potential residents.

Areas AB & C have chronic high vacancy in commercial buildings.


Areas AB, C, E, and F have abnormally low property values relative to other areas in the community. From 2018-2022, the median value of owner-occupied housing units throughout the City of Alexandria was \$179,900. The examined areas had census tracts that had over 25% of the home valued at less than \$50,000 (less than 50% citywide median home value). All areas AB, C, D, E and F had census tracts that had over 25% of the homes valued at under \$99,999 (less than 40% citywide median home value).

<p>How did your consultation and citizen participation process help you to identify this neighborhood as a target area?</p>	<p>SBA areas are documented by the City through documentation of complaints in the areas. As complaints are received about vacant and abandoned structures, an address specific project file is created our web based MPN software. The file holds photographs, site visit deficiency assessment inspection reports, correspondence with owner, Tax Assessors record and other relevant data. These files can be accessed from anywhere and reports can be run to provide a list of properties that are valid complaints that need to be resolved. The City affirms the designated areas meet the definition of slight, blighted, deteriorated under state and local law.</p>
<p>Identify the needs in this target area.</p>	<p>The removal of slum and blight was identified as a need in these areas. The City affirms the designated areas meet the definition of slight, blighted, deteriorated under state and local law.</p>
<p>What are the opportunities for improvement in this target area?</p> 	<p>Willow Glen/Augusta Avenue in Target Area D will receive much needed drainage improvements beginning 2025 with construction completion in 2026. The project will increase the interior drainage of the basin and add two additional storm water pumps in order to increase the protection to a 100-year storm event.</p> <p>Sugarhouse Road Extension will extend the existing roadway from its current terminus just past Lincoln Road to LA Highway 1 (approximately 1.5 miles) in Target Area D & F. This roadway has been identified as a leg of the Beltway project to provide for circumnavigation of the city and provide a direct connection between LA 1 and I-49/US 71/167 for commercial traffic in that area in order to avoid residential areas. Project completion expected in 2030.</p> <p>Foisy Street Reconstruction in Target Area C is in the preliminary stage and should be completed by 2027.</p> <p>Elliott Street Reconstruction including ADA compliant ramps in Target Area A-B will be completed in 2025.</p>

<p>Are there barriers to improvement in this target area?</p>	<p>Limited or lack of funding is a barrier to improvements in the target areas. Community Development has limited funding for Code Enforcement and Demolition activity funding. The City general fund typically provides a small amount to assist the HUD CDBG dollars; however, based on the estimates that over 50% of the City qualifies as low to moderate income and over 50% also qualifies as Slum Blight, the demand for abatement far exceeds the financing needs to provide those services.</p>
---	---

General Allocation Priorities

Describe the basis for allocating investments geographically within the jurisdiction (or within the EMSA for HOPWA)



Slum Blight Area 1 Map

SP-25 Priority Needs - 91.215(a)(2)

Priority Needs

Table 47 – Priority Needs Summary

1	Priority Need Name	Affordable Housing
	Priority Level	High
	Population	Low Moderate
	Geographic Areas Affected	Community Wide
	Associated Goals	Increase Affordable Housing Opportunities
	Description	Funds will be allocated towards the development and new construction for multi-family residential. In the event a viable opportunity arises, funds may be used for single family new construction.
	Basis for Relative Priority	Bethel Apartments consisting of 90 units, is a vital housing resource for low income families. The complex is in default with HUD leading to displacement of families. Through community participation and consultation of local stakeholder partners and organizations, this priority is based on creation of sustainable living to meet demands and contribute to long-term community development.
2	Priority Need Name	Preserve & Develop Communities
	Priority Level	High
	Population	Low Moderate
	Geographic Areas Affected	Slum & Blight Area 1
	Associated Goals	1A. Provide for Owner Occupied Housing Rehab 1B. Increase Affordable Housing Opportunities 2. Address Slum & Blight
	Description	Preserving housing through Homeowner Rehabilitation remains one of the highest priorities in the jurisdiction. Further, community revitalization in the form of code enforcement and clearance of slum and blight is needed.



	Basis for Relative Priority	Through data analysis, community participation, and consultation of local stakeholder partners and organizations the need to preserve & develop communities was identified.
3.	Priority Need Name	Provide for Community Needs
	Priority Level	High
	Population	Low Moderate
	Geographic Areas Affected	Slum & Blight Area 1
	Associated Goals	3. Provide Emergency Assistance
	Description	While general public services needs exist, in comparison to other priority needs and in light of other resources available to address these concerns, the City has identified CDBG funds may be needed to provide emergency assistance and services to address the City's emergency goals.
	Basis for Relative Priority	Through community participation and consultation of local stakeholder partners and organizations, identified the need to provide public services to address emergency goals.
4.	Priority Need Name	Benefit qualifying individuals and families who are homeless, at risk of homelessness or in other vulnerable populations.
	Priority Level	High
	Population	Extremely Low Low Moderate
	Geographic Areas Affected	Slum & Blight Area 1
	Associated Goals	Services addressing homelessness and resource assistance.
	Description	Providing services to those in need experiencing homelessness.
	Basis for Relative Priority	Local needs assessments.

Narrative (Optional)

SP-30 Influence of Market Conditions – 91.215 (b)

Influence of Market Conditions

Affordable Housing Type	Market Characteristics that will influence the use of funds available for housing type
Tenant Based Rental Assistance (TBRA)	
TBRA for Non-Homeless Special Needs	
New Unit Production	
Rehabilitation	The age and condition of existing housing stock within the City clearly speaks to the need for rehabilitation. The City will use funds to focus on minor rehabilitation to assist homeowners and will also use funds for more extensive rehabilitation work allowing low-income homeowners to remain in their homes.
Acquisition, including preservation	Through the City's demolition and clearance program, the City carries maintenance costs for absentee property owners. To reduce additional maintenance costs as blighted properties are addressed, the City will include points in its requests for proposals for redevelopment to incentivize development on already vacant lots or with properties that have been foreclosed. Further, the City is exploring the possibilities for creating a land bank.

Table 48 – Influence of Market Conditions

Narrative

While the population saw a slight increase between 2000 and 2010 (approximately 1,500), it declined (3,779) in the subsequent decade. Various factors, such as economic changes, migration patterns and natural disasters, may contribute to this trend. In 2023 Alexandria had a current population of 43,466, which is demonstrating further decline. Alexandria is currently declining at a rate of -1.26% annually and its population has decreased by -7.92% since the most recent census in 2020. The number of households has also declined by 482, or 2.74%.

The median household income in Alexandria has seen fluctuations since 2000. The median household income showed only a slight increase from 2000 to 2005 but experienced a small decline by 2010, which could be attributed to the impacts of the "Great Recession." 2010-2020 saw a more significant recovery and growth in income levels. The increase from approximately \$35,668.00 in 2010 to \$41,845.00 in 2020 reflects economic recovery and possibly improvements in local employment opportunities. Post 2020

estimates for 2021 and 2022 suggest continued growth in median household income, indicating a positive trend that may have been influenced by various factors, including inflation adjustments and recovery from pandemic-related economic impacts. The estimated 2022, median income as per Census Data for 2022 is \$49,049.00

Residents have an 87.9% higher median household income than they did in 2000. Unfortunately, a higher median household income does not equate to greater buying power. Several factors contribute to this discrepancy including:

- **Cost of living:** Alexandria has seen increase in median household income, the cost of living, including housing, utilities, food and healthcare, also has risen
- **Inflation:** This has reduced the value of money since inflation has risen at a higher rate which has declined the purchasing power of the income
- **Wage Stagnation vs. Cost Increases:** Wages for lower- and middle-income workers remain stagnant
- **Employment Opportunities:** Higher-income jobs are not as accessible to everyone, leading to disparities in actual income and spending power. Additionally a significant portion of the workforce is in lower-paying jobs.
- **Economic Conditions:** local unemployment rates, job availability and economic growth also affects purchasing power

Financially, residents are, on average, worse off now than they were, which can lead to increases in poverty and substandard living.


Population

The following map displays the population density throughout the City. Overall, there appears to be a concentration of residents in the southwest tracts of the City. These tracts have 4,000 or more people. Every ten years the US Census Bureau redraws the census tract boundaries with the intention of putting approximately 4,000 people in each tract. The high and low tracts may represent population shifts since 2000.

Population

Change in Population

The following map displays the population density throughout the City. Overall, there appears to be a concentration of residents in the southwest tracts of the City. These tracts have 4,000 or more people. Every ten years the US Census Bureau redraws the census tract boundaries with the intention of putting approximately 4,000 people in each tract. The high and low tracts may represent population shifts since 2010.

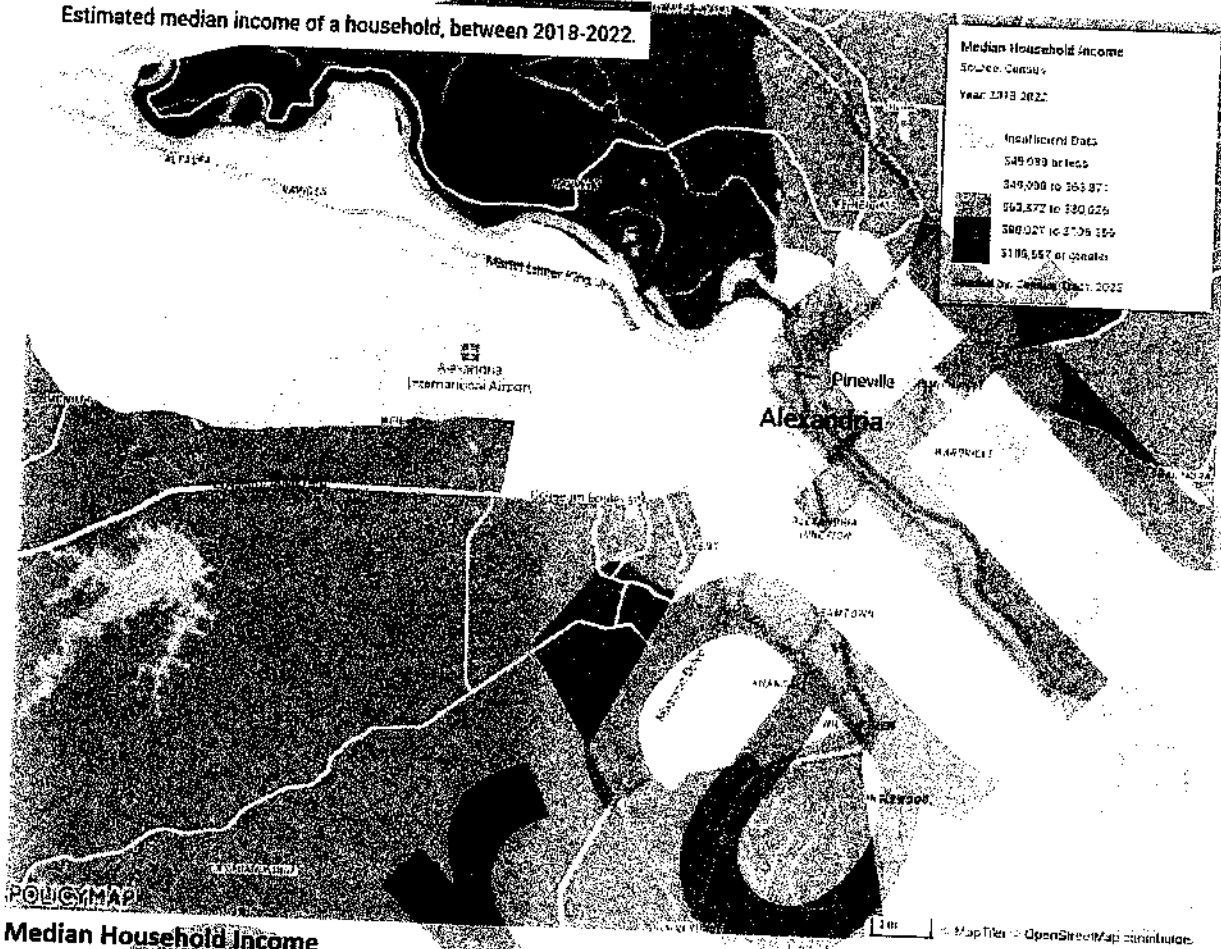


Change in Population

Median Household Income

In the City of Alexandria, a household's income appears to be linked to where that person lives. The average annual household income in Alexandria is \$75,000, while the median household income sits at \$49,049 per year. Residents aged 25 to 44 earn \$52,232, while those between 45 and 64 years old have a median wage of \$52,513. The place with the highest median household income is in Census Tract 123.01 with a value over \$100,000 and Census Tracts 124 and 125 with respective values between \$63,000 and \$80,000.

Estimated median income of a household, between 2018-2022.




Median Household Income

Poverty

Unsurprisingly, the following map shows that many of the areas with high poverty are also those that were identified above as having a low median household income. The average household income in Alexandria is \$75,000 with a poverty rate of 25.68%. In Alexandria, an estimated 11,216 of 43,466 people live in poverty. The poverty rate in Alexandria is 38.17% higher than the Louisiana average. The poverty rate in several lower MHI tracts is over 50%, which is significantly higher than the northern tracts where the poverty rate is less than 20%.





Poverty Rate

SP-35 Anticipated Resources - 91.215(a)(4), 91.220(c)(1,2)

Introduction

The main source of funding for the goals, programs, and projects discussed in this Consolidated Plan will come from the Community Development Block Grant (CDBG), the HOME Investment Partnerships Program (HOME), and HOME-ARP funds provided by HUD. CDBG funds may be used for a broad range of activities, including housing, infrastructure, public facilities and services, and economic development, as long as the purpose of the program is to benefit persons considered to be low or moderate income (below 80% of the area median income). HOME funds may only be used for affordable housing projects. This includes the acquisition and development of new housing, the rehabilitation of existing units, tenant-based rental assistance, and homebuyer assistance. The City expects to leverage and attract additional funding sources to help meet its goals, including construction funds from the State of Louisiana and private funding invested in the HOME-assisted affordable housing developments. The HOME-ARP funds are designed to support the development and expansion of affordable housing and services for people who are experiencing or at risk of homelessness, domestic violence, human trafficking or other vulnerable populations. The funds may be used for a range of activities, including the acquisition, rehabilitation, or construction of affordable housing; tenant-based rental assistance; supportive services and non-congregate shelter. The totals for the remaining Con Plan Years is an estimate based on the 2025 allocations remaining consistent over the term of this Plan.

Anticipated Resources

Program	Source of Funds	Uses of Funds	Expected Amount Available Year 1				Expected Amount Available Remainder of ConPlan \$	Narrative Description
			Annual Allocation: \$	Program Income: \$	Prior Year Resources: \$	Total: \$		
CDBG	public federal	Acquisition Admin and Planning Economic Development Housing Public Improvements Public Services	500,000	0	105,000	605,000	2,000,000	

Program	Source of Funds	Uses of Funds	Expected Amount Available Year 1				Expected Amount Available Remainder of ConPlan \$	Narrative Description
			Annual Allocation: \$	Program Income: \$	Prior Year Resources: \$	Total: \$		
HOME	public - federal	Acquisition Homebuyer assistance Homeowner rehab Multifamily rental new construction Multifamily rental rehab New construction for ownership TBRA	250,000	0	1,792,087	2,042,087	1,000,000	
HOME-ARP	public - federal	Admin and Planning Affordable Housing	932,909	0	0	932,909	0	

Table 49 - Anticipated Resources

Explain how federal funds will leverage those additional resources (private, state and local funds), including a description of how matching requirements will be satisfied

The City's match for 2025 has been reduced to 0% due to economic and demographic factors.

If appropriate, describe publicly owned land or property located within the jurisdiction that may be used to address the needs identified in the plan

At the current time, the City does not own land or property that will be used to address the needs and goals identified in the plan. The City is exploring the possibilities of developing a Land Bank in future years.

Discussion – N/A

SP-40 Institutional Delivery Structure – 91.215(k)

Explain the institutional structure through which the jurisdiction will carry out its consolidated plan including private industry, non-profit organizations, and public institutions.

Responsible Entity	Responsible Entity Type	Role	Geographic Area Served
City of Alexandria	Government	Economic Development Homelessness Non-homeless special needs Ownership Planning neighborhood improvements public facilities public services	Jurisdiction
Alexandria Housing Authority	PHA	Public Housing	Jurisdiction
CENLA Area Council On Aging	Non-Profit Organization	Public Services	Region
Central Louisiana Coalition to End Homelessness	Continuum of care	Homelessness Rental	Region
Volunteers of America	Non-profit organizations	Public services	Region

Table 50 - Institutional Delivery Structure

Assess of Strengths and Gaps in the Institutional Delivery System

The City of Alexandria Community Development Department acts as the lead agency for the development and administration of the Consolidated Plan and its funded projects. The Community Development Department relies on a number of partners, including non-profit organizations, contractors, and other public agencies to undertake the projects funded through the Consolidated Plan. The City is fortunate to have a number of qualified staff and non-profit organizations to assist in the implementation of its Consolidated Plan.

The City is continually working to improve the quality of life for its residents through greater opportunities for housing choices and providing better quality affordable housing.

The City still struggles to find a non-profit with the capacity to act as a CHDO to carry out the affordable housing projects, however the Community Development department staff has many years of experience in housing construction to fill the gap to work with developers to build or rehabilitate housing.

With respect to homeownership, the City has had difficulty in recent years identified qualified buyers for units. More targeted and cooperative work is needed to create a pipeline of eligible buyers.

One of the greatest gaps the CoC has in its delivery system is the lack of involvement of non-funded agencies by HUD to collaborate and work together. The Salvation Army and other smaller non-profits that are addressing homelessness do not share data through the CoC's database called HMIS to ensure services to individuals are streamlined and consistent. However, more churches are beginning to get involved in using this database as they help homeless individuals with financial assistance.

Availability of services targeted to homeless persons and persons with HIV and mainstream services

Homelessness Prevention Services	Available in the Community	Targeted to Homeless	Targeted to People with HIV
Homelessness Prevention Services			
Counseling/Advocacy	X	X	X
Legal Assistance	X		
Mortgage Assistance			
Rental Assistance	X	X	
Utilities Assistance	X	X	
Street Outreach Services			
Law Enforcement			
Mobile Clinics			
Other Street Outreach Services	X	X	
Supportive Services			
Alcohol & Drug Abuse	X	X	
Child Care	X		
Education	X		
Employment and Employment Training	X	X	
Healthcare	X		
HIV/AIDS	X	X	X
Life Skills	X	X	
Mental Health Counseling	X	X	
Transportation	X		
Other			

Table 51 - Homeless Prevention Services Summary



Describe how the service delivery system including, but not limited to, the services listed above meet the needs of homeless persons (particularly chronically homeless individuals and families, families with children, veterans and their families, and unaccompanied youth)

As part of the intake process of Continuum members, providers require that program participants enroll in mainstream benefits. In addition, Volunteers of America offers two programs - Assertive Community Outreach Program and Behavioral Health that provide case management to mentally ill adults that live independently. This service is performed by degreed case managers that offer life skills training, transportation for mental health appointments, budgeting, assistance with understanding medications and more. Providers routinely refer participants to programs such as the Dept of Labor's workforce one stop for job training and resume building, and Main Street Mission for various other services.

Describe the strengths and gaps of the service delivery system for special needs population and persons experiencing homelessness, including, but not limited to, the services listed above

The service delivery system for the special needs and homeless population within the City has many strengths. The Continuum of Care is made up of a number of dedicated organizations that work well together.

The major gap in the local service delivery system for persons experiencing homelessness is similar to the gap for all low income individuals- a lack of safe, affordable housing and limited resources to address the issue.

Provide a summary of the strategy for overcoming gaps in the institutional structure and service delivery system for carrying out a strategy to address priority needs

The City is planning to take a number of efforts to address the gaps and weaknesses in its local institutional structure.

First, the City will continue working with the CoC to strengthen partnerships that serve the City's most vulnerable populations.

Second, the City will continue to address affordable housing gaps that greatly affect vulnerable populations like those experiencing homelessness and those with special needs. For these populations, identifying safe and decent housing is the first step in building a foundation to stability.

SP-45 Goals Summary – 91.215(a)(4)

Goals Summary Information

Sort Order	Goal Name	Start Year	End Year	Category	Geographic Area	Needs Addressed	Funding	Goal Outcome Indicator
1	1A. Provide for Owner Occupied Housing Rehab	2025	2030	Affordable Housing	Slum & Blight Area 1	Preserve & Develop Communities	CDBG: \$1,325,000 HOME: \$562,500	Homeowner Housing Rehabilitated: 100 Household Housing Unit*
2	1B. Increase Affordable Housing Opportunities	2025	2030	Affordable Housing	Slum & Blight Area 1	Preserve & Develop Communities	HOME: \$2,000,000	New Construction Rental: 58-64 Household Housing Unit*
3	2. Address Slum & Blight	2025	2030	Affordable Housing	Slum & Blight Area 1	Expand/Improve Public Facilities & Infrastructure Preserve & Develop Communities	CDBG: \$675,000	Buildings Demolished: 50 Buildings Housing Code Enforcement/Foreclosed Property Care: 375 Household Housing Unit
4	HOME-Arp	2025	2030	Homeless Special Needs	Slum & Blight Area 1	Provide for Services	HOME-Arp: \$932,909	Services: 250 homelessness persons assisted

Table 52 – Goals Summary

***NOTE: In the event that the City cannot find a developer to pursue new construction, then the City will use these funds for HOME Major Rehabilitation**

Goal Descriptions

<p>1</p> <p>Goal Name</p> <p>Goal Description</p>	<p>1A. Provide for Owner Occupied Housing Rehab</p> <p>The City will fund a Housing Minor Rehab Program using CDBG funds. Minor Rehab can include a variety of work but prioritizes repairs that increase the health and safety of the unit. The goal of the Minor Rehab program is to assist homeowners to address deferred maintenance issues that could not otherwise afford to address and will allow the owner to maintain their home. Roofing, electrical, plumbing, and carpentry may be considered as part of this program. For roofing, applicants may receive up to \$15,000. For electrical, plumbing, and carpentry repairs, applicants may receive up to \$10,000. All funds are administered as grants. These funds may be leveraged with additional funds through a grant from the FDIC, if received.</p> <p>While the City will typically dedicate its CDBG resources for low- to moderate income clients, in the event of a natural disaster or other declared emergency, the City may direct funds to serve individuals and households with a particular urgent need. By definition, urgent need clients are those that have a particular emergency situation but are over 80% AMI.</p> <p>The City plans to use HOME funds to work with a developer to do new construction for affordable housing in program years 2025-2027. The City anticipates in program years 2027-2029 to use the remaining funds for HOME Major Rehab. In the event, the developer is not awarded other financing opportunities, the City may most likely use these same funds for home major rehabilitation of units owned by low-income owners. The Housing Major Rehab is intended to make maintenance deferred repairs to necessary systems to keep occupants in a safe and habitable condition, as well as to extend the useful life of the structure, allowing families to stay in their homes longer and increasing energy efficiency. The maximum loan amount will be \$100,000.00.</p>
<p>2</p> <p>Goal Name</p> <p>Goal Description</p>	<p>1B. Increase Affordable Housing Opportunities</p> <p>The HOME program requires that 15% of each year's allocation be reserved for Community Housing Development Organizations.</p> <p>The City of Alexandria is does not have any CHDO's with the capacity to deliver affordable housing units but is currently assessing how to assist CHDO's in building capacity.</p> <p>The City plans to use HOME funds to work with a developer to do new construction for affordable housing in program years 2025-2027.</p>

3	Goal Name	2. Address Slum & Blight
	Goal Description	<p>The City will fund two programs to eliminate blighted conditions within its jurisdiction: Demolition and Code Enforcement. CDBG will fund demolition and clearance of vacant, abandoned, and deteriorated structures in order to eliminate specific conditions of blight or physical decay. The City estimates it will be able to demolish 50 blighted properties through this program over the five year period.</p> <p>CDBG will fund a code enforcement program to address substandard vacant units within target areas to attempt to arrest the blighting influence these units have in neighborhoods. The City estimates that this program will address 375 blighted properties.</p>
4	Goal Name	3. Provide Homelessness Services
	Goal Description	The City will publish a RFP to provide services to non-profits within the continuum of care who will act as sub-recipients of the HOME-Arp grant to implement programs to address these needs.

Estimate the number of extremely low-income, low-income, and moderate-income families to whom the jurisdiction will provide affordable housing as defined by HOME 91.315(b)(2)

During the Strategic Plan period, it is estimated that 22% will be extremely low-income households, 65% low-income households, and 13% moderate-income households will be able to remain in their housing units from the City's planned use of funds from 2025 to 2030.



SP-50 Public Housing Accessibility and Involvement – 91.215(c)

Need to Increase the Number of Accessible Units (if Required by a Section 504 Voluntary Compliance Agreement)

Per the consultation with the housing authority, there is not a current need to increase the number of accessible units.

Activities to Increase Resident Involvements

The Alexandria Housing Authority has policies and procedures currently in place to encourage active participation from residents. There are monthly resident council meetings held at each of the developments. Residents are invited to meet and greet, share their concerns and organize activities for their developments. One or more employees of the AHA are always present to answer questions and document the concerns of the residents. In addition, one resident is appointed to the Board of Commissioners. The AHA conducts periodic customer satisfaction surveys as a means for residents to discreetly voice their concerns and to ensure that the best possible customer service is being provided by the agency. In regard to homeownership, the AHA is planning to offer homeownership as an option through its Housing Choice Voucher Program.

Is the public housing agency designated as troubled under 24 CFR part 902?

No

Plan to remove the 'troubled' designation

N/A

SP-55 Barriers to affordable housing – 91.215(h)

Barriers to Affordable Housing

Public policies are meant to address the overall needs of citizens. Yet, there are times where they may have a negative effect on certain aspects of the community, specifically affordable housing and residential investment. Affordable housing and public and private residential investments are key components in furthering fair housing in any community. The primary tool communities have for identifying contributing factors for these barriers to housing is an analysis of fair housing and fair housing choice. In 2020, the City updated the fair housing analysis. The following action steps were included in the analysis to address affordable housing issues:

Address Disproportionate Housing Problems and Economic Barriers

- Provide financial literacy courses and homebuyer education courses using HUD approved counselors. Ensure training is marketed to individuals most in need of assistance.
- Explore the possibility of working with a qualified fair housing agency to better understand the extent and magnitude of discrimination within the housing market and partner on strategies to educate lenders and potential borrowers to address disparities.
- Explore opportunities for economic investment and job training in areas of greatest poverty.

Address Lack of Safe, Affordable Housing

- Coordinate clearance and demolition efforts with homeowner rehabilitation and single-family housing development to improve neighborhoods that currently have a high percentage of vacant and abandoned properties.
- Coordinate with officials, staff, and legal counsel associated with zoning decisions to ensure all are fully educated on fair housing law and need for safe, affordable housing, especially as it pertains to reasonable accommodation.
- Participate in annual local and state activities to establish a greater network of support for affordable housing opportunities.

Beyond these steps, the City plans corresponding actions designed to strengthen the supply of affordable housing and narrow the affordability “gaps.” Elements of those actions appear within this Consolidated Plan and beyond. Additionally, the City anticipates a review of public policies that may impede the development of affordable housing and to improve the understanding of their consequences.

Strategy to Remove or Ameliorate the Barriers to Affordable Housing

The City will explore different possibilities in terms of program design of its housing programs to reduce the effects of the federal flood insurance requirement. Potential solutions include using the federal

dollars to leverage additional assistance from local lenders, subsidizing the insurance premium with CDBG funds, and making bigger per-unit investments to address flood concerns.

Barriers to Affordable Housing 2

In 1991, HUD published a study that found regulatory barriers—public processes and requirements that significantly impede the development of affordable housing without commensurate health or safety benefits—directly raise development costs in some communities by as much as 35 percent. A number of causes, including infrastructure costs, local building practices, bureaucratic inertia, and property taxes contributed to this network of barriers. The report concluded that opposition to affordable housing, often called “Not In My Back Yard” or NIMBY, was the underlying motive that lay behind many of these regulatory barriers to intentionally limit growth in general and affordable housing in particular.

The City feels that it has few, if any, local regulatory barriers that impede the development of affordable housing. With that said, there are two significant barriers, one at the state level and the other at the federal level, that have an adverse effect on the City's ability to carry out its Strategic Plan. First, there are large number of blighted properties within the CDBG target areas that have clouded title as a result of inheritance. Current state law makes it difficult for the City to clear title on these properties in order to redevelop them. Secondly, the flood insurance requirements tied to the CDBG and HOME program require assisted homeowners who reside in flood prone areas to carry flood insurance as a condition for receiving assistance. A good portion of the homes in the CDBG target areas would need to buy flood insurance in order to receive significant housing assistance. The City believes that this requirement significantly affects its ability to revitalize its target areas.

SP-60 Homelessness Strategy – 91.215(d)

Reaching out to homeless persons (especially unsheltered persons) and assessing their individual needs

The CoC utilizes the services of the outreach teams to spread the word about programs and services available to the general homeless population, regardless of race, color, national origin, religion, sex, age, familial status, or disability. As part of its strategic planning process, the CoC plans to ensure that outreach materials are available to anyone with a disability or anyone of a different national origin. Volunteers of Americas outreach program serves those persons who routinely sleep on the streets. The outreach team is familiar with the locations of "camps" where homeless people tend to live.

In addition, VOA holds a monthly outreach event called "Helping to Overcome Homelessness (H2O)". The H2O event establishes a "one stop shop" for homeless services, wherein providers across the CoC set up and provide services such as HIV/AIDS testing, VI-SPDAT assessments, Veteran's services, food, clothing, and more. By holding the event at the end of the month, the event caters to the needs of unsheltered people whose resources of SSI/SSDI have run out. As part of the outreach plan for rural communities, this H2O model is being expanded to rural communities throughout the geographic area, with events planned in all eight of the parishes served by the CoC.

Addressing the emergency and transitional housing needs of homeless persons

The City will continue to participate in the Continuum and assist when possible with emergency shelter and transitional housing needs. Goals for these activities are not currently included in this plan.

Helping homeless persons (especially chronically homeless individuals and families, families with children, veterans and their families, and unaccompanied youth) make the transition to permanent housing and independent living, including shortening the period of time that individuals and families experience homelessness, facilitating access for homeless individuals and families to affordable housing units, and preventing individuals and families who were recently homeless from becoming homeless again.

The CoC has developed a Committee on Chronic Homelessness that includes street outreach workers and case managers of PSH programs. The committee is responsible for identifying, assessing, and prioritizing chronically homeless individuals for placement into PSH programs.

Locally, resources for homeless veterans are plentiful. The CoC is also requesting additional rapid rehousing funds to serve literally homeless families.

In regard to preventing a return to homelessness, each provider within the CoC conducts follow-up at 90 days, 180 days, and twelve month intervals. These follow-up assessments are documented within the CoC's HMIS. During the follow-up, if an issue is discovered that could possibly result in a family returning

to homelessness, the Case Manager provides ongoing case management sessions to assist the family with obtaining the proper supports to prevent them from returning to homelessness.

Help low-income individuals and families avoid becoming homeless, especially extremely low-income individuals and families who are likely to become homeless after being discharged from a publicly funded institution or system of care, or who are receiving assistance from public and private agencies that address housing, health, social services, employment, education or youth needs

In the current program year, the City will fund a program aimed at diverting homeless and near homeless away from the shelter system and to living arrangements with families and friends.

The CoC has adopted the following discharge coordination policies to prevent homelessness for those leaving the care of public institutions:

1. Foster Care

Locally, the foster care system collaborates with Eckerd to provide wrap-around services to the population that is leaving foster care. Eckerd assists these participants with seeking mainstream benefits and housing supports to ensure that they do not become homeless as a result of leaving the foster care system.

2. Health Care

Locally, hospitals are beginning to reach out to CoC providers in advance of someone being discharged so that proper assessments can take place before the person is discharged. The CoC can assist the hospital in seeking housing options so that no one is homeless upon discharge. Housing options might include placement in a PSH program if the person is deemed chronically homeless, linkages to programs like SSVF and VASH if they are leaving the VA Hospital, and referrals to programs for those who are mentally ill and/or substance abusers.

3. Mental Health

Volunteers of America has been designated by the CoC as the agency that provides linkages between the mental health system and the homeless system. Volunteers of America has several programs that are not CoC-funded that link persons to resources available to ensure housing stability, and also has three PSH CoC-funded programs that serve only those chronically homeless individuals/families who have a mental illness. With mental illness the leading cause of homelessness locally, having a PSH program where beds are designated specifically for this population ensures that no mentally ill person leaving a mental health facility will be homeless.

4. Corrections

The Louisiana Department of Corrections routinely refers people to the local Re-entry Solutions program. Re-entry Solutions is a local nonprofit that provides services to persons who are recently released from incarceration, in addition to providing services the families of those who are incarcerated.

Re-entry Solutions works with project participants to obtain jobs, and even provides temporary housing for some of the participants through the Safe Landing program. Volunteers of America is now providing case management and housing assistance to ex-offenders being released into Rapides Parish. Ex-offenders are followed for 6 months upon release from prison and are assessed according to their needs before release to ensure a reduce in recidivism: housing, transportation, education, employment development, legal, and more.

DRAFT

SP-65 Lead based paint Hazards – 91.215(i)

Actions to address LBP hazards and increase access to housing without LBP hazards

The City will ensure all of its federally-funded housing programs are in full compliance with the lead-based paint hazard regulations (24 CFR Part 35). This includes assisting households with the appropriate lead-based paint inspection, testing, and abatement of lead-based paint hazards. The City will provide education through the distribution of lead-based paint information and literature and will seek greater coordination with state agencies to leverage additional resources.

In April 2010, EPA extended current requirements regarding lead-safe work practices to cover most pre-1978 housing and require renovation firms to perform quantitative dust testing to achieve dust-lead levels that comply with EPA's regulatory standards. The City will work with its contractors, subrecipients and community partners to ensure all funded programs are in full compliance with the updated regulation.

How are the actions listed above related to the extent of lead poisoning and hazards?

The City is not taking any stand-alone action to specifically address lead paint or lead poisoning hazards. Instead, the City will address lead-based paint on a case-by-case basis for the housing units assisted through its housing programs.

How are the actions listed above integrated into housing policies and procedures?

The lead safe housing regulations are fully integrated into the design of the City's housing programs. This includes disclosure, determination of assistance threshold, lead safe work practices, and level of treatment.

SP-70 Anti-Poverty Strategy – 91.215(j)

Jurisdiction Goals, Programs and Policies for reducing the number of Poverty-Level Families

The current median household income for Alexandria is \$49,049. Residents had a median household income of \$56,888 in 2010, \$49,121 between 2014-2018 and \$47,357 between 2019-2023 as per Census data. This represents a 13.7% decrease between 2010 – 2018 and a 3.6% decrease between 2019-2023. In addition, due to inflation residents actually have less buying power. The overall cost of living is typically around 15-20% lower than the U.S. average. The exact percentage can vary year to year, but it is estimated to be 18% lower. Thus, the median household income of \$49,049 has the buying power of about \$57,855 when adjusted for the local lower cost of living. Financially, residents are, on average, worse off now than they were, which can lead to increases in poverty and substandard living.

According to a study funded by the twelve United Way organizations in Louisiana, "ALICE: Asset Limited, Income Constrained and Employed," 19% of the households in Rapides Parish had incomes at or below the poverty level, but another 28 percent reported incomes above poverty but below the ALICE threshold. For the city of Alexandria, a total of 17,095 households – 55 percent – fell below the ALICE and poverty thresholds.

There is a high correlation between low levels of educational attainment and poverty. Almost half (45%) of those who do not finish high school live in poverty. For those who finish high school, the poverty rate drops to 14%. Employment has a comparable correlation. 44% of unemployed persons over age 16 are in poverty, whereas only 11% who are employed are below the poverty line. However, of the approximately 6,000 residents over 25 who are in poverty, one-third have jobs but remain in poverty.

Given the statistics stated above, the City's efforts to reduce the number of poverty-level families should focus on support services to single-parent households and educational support and job training programs to ensure residents receive at least a high school diploma.

When feasible, the City will provide job training, employment, and contract opportunities for public housing residents and other low- and moderate-income residents in connection with construction projects funded under the Consolidated Plan. This provision helps foster local economic development, neighborhood economic improvement, and individual self-sufficiency. In this way, the City will comply with Section 3 of the Housing and Urban Development Act of 1968. The City has set the following goals in relation to its Section 3-covered projects: (1) thirty percent of new hires will be Section 3 residents, and (2) ten percent of all Section 3-covered contracts will be awarded to Section 3 businesses.

How are the Jurisdiction poverty reducing goals, programs, and policies coordinated with this affordable housing plan

In terms of coordinating poverty reduction efforts and the affordable housing actions of this plan, the City will comply with the Section 3 requirements. The purpose of Section 3 is to ensure that low and

extremely low income persons, including those in poverty, benefit when the use of federal funds results in the creation of new job opportunities.

DRAFT

SP-80 Monitoring – 91.230

Describe the standards and procedures that the jurisdiction will use to monitor activities carried out in furtherance of the plan and will use to ensure long-term compliance with requirements of the programs involved, including minority business outreach and the comprehensive planning requirements

The City of Alexandria has implemented plans to effect comprehensive monitoring of programs and activities described in the Consolidated Plan. Monitoring plans have also been developed for organizations and activities funded by the City to further activities outlined in the Consolidated Plan. The monitoring plan is directed to ensure program performance, financial performance, and regulatory compliance.

The Community Development Department of the City of Alexandria is the primary entity for carrying out programs in the 2025 Annual Action Plan. The Department has procedures in place to monitor and evaluate work-in-progress, expenditures, and beneficiaries of programs described in the Action Plan. The overall goal of the City of Alexandria monitoring process is to identify deficiencies and promote corrections to improve and reinforce performance.

The procedures planned for use in monitoring applicable programs and projects undertaken by other organizations are comprehensive by design and will be carried out on differing schedules and in differing formats dependent upon the scope and nature of the individual projects. Organizations or entities requiring monitoring by the City will be notified of the planned monitoring procedures, which include:

- The provision of technical assistance in the areas of project implementation and required record keeping
- Extensive on-site reviews of each project and associated records
- Formal grant agreements that are approved by the city council and executed with each nonprofit agency or subcontractor
- Yearly monitoring to determine compliance with the requirements of the grant agreement
- All capital improvement contracts will be monitored for compliance with Davis-Bacon wages, Section 3 and other federal requirements during the construction of the project.

All rehabilitation and new construction projects are inspected during construction and at completion to ensure compliance with applicable housing code requirements. Any discrepancies are corrected prior to approval. Rental property rehabilitation projects are inspected annually during the affordability period to ensure compliance.

The City of Alexandria Community Development staff will perform required monitoring functions to ensure long-term compliance with applicable regulations as well as executed contracts, agreements, and regulatory requirements of the various programs administered by the City. The monitoring process has been designed to function on an extended basis to guarantee compliance with comprehensive planning

requirements, affordability, leasing and other long-term requirements. The City of Alexandria plans to fully protect the investment of public funds in those projects and activities implemented by the City and those undertaken by other individuals and organizations. Specific areas of compliance monitoring will include:

- Timely performance of required activities
- Construction standards
- Compliance with applicable regulations, including affordability requirements, eligibility of program beneficiaries, labor requirements, environmental regulations, affirmative action, equal opportunity, fair housing, ADA, Section 3, and minority outreach requirements.
- Maintenance of acceptable financial management standards
- Reasonableness and appropriateness of costs
- Integrity and composition of organization
- Timeliness of expenditures
- Compliance with goals and objectives

In the event of nonperformance or breach of agreements, the City will fully enforce remedies on default or other means of satisfactorily achieving the goals and intended purposes of Consolidated Plan programs. Monitoring standards and procedures will be evaluated and modified, as needed, to ensure all program requirements are adhered to and addressed satisfactorily.

**Alexandria
Community Development Payment
Receipt**

1/23/2025

CD-15515

925 Railroad Ave.
Alexandria LA 71301

Paid By:
Leroy Herron
1410 Debbie St.
Alexandria, LA 71303

Payment Description:
Total cash amount \$50 for 1 demo permit

Fee Types

Fee	Amount	Paid	Balance Due
4. Owner Demo Permit	\$50.00	\$50.00	\$0.00
Total Fees	\$50.00	\$50.00	\$0.00

Payments

Payment ID	Date	Payment Method	Description	Amount
15195773	1/23/2025	Cash	4. Owner Demo Permit	\$50.00
				\$50.00

THIS IS NOT A PERMIT. This receipt does not authorize you to begin construction on your project.

**Alexandria
Community Development Payment
Receipt**

1/23/2025

CD-15515

925 Railroad Ave.
Alexandria LA 71301

Paid By:
Leroy Herron
1410 Debbie St.
Alexandria, LA 71303

Payment Description:
Total cash amount \$50 for 1 demo permit

Fee Types

Fee	Amount	Paid	Balance Due
4. Owner Demo Permit	\$50.00	\$50.00	\$0.00
Total Fees	\$50.00	\$50.00	\$0.00

Payments

Payment ID	Date	Payment Type	Reference Num	Fee	Amount
15495773	1/23/2025	Cash		4. Owner Demo Permit	\$50.00
					\$50.00
Total					\$50.00

THIS IS NOT A PERMIT. This receipt does not authorize you to begin construction on your project.

**Alexandria
Community Development Payment
Receipt**

1/23/2025

CD-15515

925 Railroad Ave.
Alexandria LA 71301

Paid By:
Leroy Herron
1410 Debbie St.
Alexandria, LA 71303

Payment Description:
Total cash amount \$50 for 1 demo permit

Fee Types

Fee	Amount	Paid	Balance Due
4. Owner Demo Permit	\$50.00	\$50.00	\$0.00
Total Fees	\$50.00	\$50.00	\$0.00

Payments

Payment ID	Received Date	Payment Type	Reference Num	Fee	Amount
15495773	1/23/2025	Cash		4. Owner Demo Permit	\$50.00
					\$50.00
Total					\$50.00

THIS IS NOT A PERMIT. This receipt does not authorize you to begin construction on your project.

RESOLUTION authorizing advertisement for bids for Jackson Street
at MacArthur Drive Enhancement Project.



AGENDA ITEM FACT SHEET

This fact sheet is the basis for a decision by the City Council.
Please insure that the information is clear, concise and current.

Division/Department: Planning/Engineering

Date: February 13, 2025

Title: Request for Resolution to Advertise-Jackson @ MacArthur Enhancement Project

Explanation of Proposal:

Additional Information Attached

Plans and specifications are ready for advertisement of the Jackson @ MacArthur Enhancement Project. The City Engineer's Office request permission to advertise the project for construction letting.

Bids to be received on April 8, 2025 with award to follow on April 22, 2025

Budget: Neutral Within Existing Requires Amendment


Account Number: 308-052503-707000-0

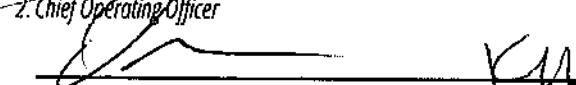
Expense Amount: \$84,500


Account Line Item: \$85,000


Remaining Amount: \$500


Authorization:

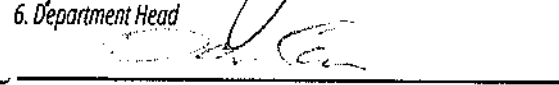
1. Mayor 


2. Chief Operating Officer 

3. City Attorney 

4. Finance Director 

5. Division Director 

6. Department Head 

7. Purchasing Agent 

Council Staff Form Information: Sufficient
 Review: Content Insufficient

Remarks:

FEB 10 2025
CITY COUNCIL

ADVERTISEMENT FOR BIDS

Sealed bids will be received for the City of Alexandria, Louisiana, by the City Clerk, at the City Council Chambers, City Hall, 915 Third Street, Alexandria, Louisiana, 71301, until 10:00 a.m. on Tuesday, the 08 day of April, 2025, and then at said office publically opened and read aloud.

Any person requiring special accommodation shall notify the City Clerk of the type(s) of accommodations required not less than seven (7) days before the bid opening.

For:

MacArthur Drive at Jackson Street 2025 Rehabilitation

Complete Bidding Documents may be obtained from:

City Engineers Office
625 Murray Street, Suite 5
Alexandria, LA 71301
318-473-1170 (P)
318-441-6377 (F)

A Compact Disk (CD) with a complete set of bid documents will be given to licensed contractors.

Pursuant to LA R.S. 38:2212 A.(1)(f) and R.S. 38:2212 A.(1)(f)(vii), vendors/contractors have the option to submit bids and bonds electronically. Bids and bonds to be filed electronically shall be posted with **Central Bidding** at www.centraलाuctionhouse.com (1-225-810-4814). Registration will need to be completed prior to posting of bid. Plans, specifications and bid documents shall be obtained from the consultant listed above and posted with Central Bidding.

All bids must be accompanied by a bid security equal to five percent (5%) of the sum of the Base Bid, and must be in the form of a certified check, cashier's check of Bid Bond written by a surety or insurance company complying with R.S. 38.2218 C. The Bid Bond shall be in the favor of the Owner, and shall be accompanied by appropriate power of attorney.

The successful Bidder shall be required to furnish a Performance Bond and Payment Bond, in an amount equal to 100% of the Contract amount, written by a surety or insurance company meeting the requirements noted in R.S. 38.2219 A.(1)(a), (b) and (c).

Bids shall be accepted from Contractors who are licensed under R.S. 37.2150-2163 for the classification of "Highway, Street and Bridge Construction, Subsection Landscaping, Grading and Beautification. Project work shall consist of the following major items –

Bed Preparation, Irrigation, Sod. The contract duration shall be _Ninety (_90_) working days. The engineer's estimated cost of construction is \$85,000.00.

In accordance with 38.2212.(A)(1)(b)(ii)(bb) and 38.2227, the apparent low bidder will submit the CONTRACTOR'S AFFIDAVIT (AFF-1), CONTRACTOR'S ATTESTATION (AC 1-2) and ATTESTATION CLAUSE REGARDING VERIFICATION OF EMPLOYEES (AV-1) within ten (10) days of the bid opening or they will be declared non-responsive.

No bid may be withdrawn for a period of forty-five (45) days after receipt of bids, except under the provisions of R.S. 38.2214.

The Owner reserves the right to reject any and all bids for just cause. In accordance with R.S. 38.2212.(A)(1)(b), the provisions and requirements of this section, and those stated in the Advertisement Bids, and those required on the Bid Form shall not be considered as informalities and shall not be waived.

Donna Jones
City Clerk
February 25, 2025

Please Publish: February 28, March 7, March 14

RESOLUTION NO.

RESOLUTION AUTHORIZING ADVERTISEMENT FOR BIDS FOR JACKSON STREET AT MACARTHUR DRIVE ENHANCEMENT PROJECT.

BE IT RESOLVED by the Council of the City of Alexandria, Louisiana, in legal session convened, that the Council hereby authorizes advertisement for bids for Jackson Street at MacArthur Drive Enhancement Project.

BE IT FURTHER RESOLVED, etc., that the City Clerk proceed with the advertisement according to law, with bids to be opened on April 8, 2025.

PASSED AND ADOPTED at Alexandria, Louisiana, this 25th day of February, 2025.

/s/ Donna P. Jones, MMC
City Clerk

Adjourn

Alexandria City Council meetings and Council committee meetings are broadcast live and may be viewed live by the public on Optimum Cable Channel 4. A rebroadcast may be viewed on Optimum Cable Channel 4 and the City of Alexandria, LA website www.cityofalexandrialala.com