



GOVERNMENT FINANCE OFFICERS ASSOCIATION

*Distinguished  
Budget Presentation  
Award*

PRESENTED TO

**City of Alexandria**

**Louisiana**

For the Fiscal Year Beginning

**May 1, 2020**

*Christopher P. Morill*

Executive Director

2021-2022 CAPITAL IMPROVEMENT BUDGET

\*\*\*\*\*This Page Intentionally Left Blank\*\*\*\*\*

***CITY OF ALEXANDRIA  
ELECTED OFFICIALS  
2021-2022***

**EXECUTIVE**

Jeffrey W. Hall

Mayor

**LEGISLATIVE**

Reddex Washington

Gerber Porter

Cynthia Perry

Catherine Davidson

Chuck Fowler

Jim Villard

Lee Rubin

District One

District Two

District Three

District Four

District Five

At-Large

At-Large

**JUDICIAL**

Richard Starling, Jr.

Jerome Hopewell

City Judge

City Marshal

***CITY OF ALEXANDRIA  
EXECUTIVE OFFICERS  
2021 - 2022***

Susan Broussard	Chief of Staff
Ronnie Howard	Police Chief
Larry King	Fire Chief
Monza Williams	Director of Human Resources
Shane Williams	City Attorney
David Johnson	Director of Finance
Melynda Gremillion	Director of Planning (Interim)
Daryl Terry	Commissioner of Public Safety
Kenneth Nolley	Director of Internal Audit

# 2021-2022/2025-2026 CAPITAL IMPROVEMENTS BUDGET

## TABLE OF CONTENTS

	<u>PAGE</u>
Table of Contents	5
Glossary	15
<b><u>A. BUDGET SUMMARIES</u></b>	
Combined Summary/Sources of Funding	17
<b><u>B. GENERAL CAPITAL PROJECTS</u></b>	
Summary of General Capital Projects	19
<b><u>C. PUBLIC ENTERPRISE</u></b>	
Source of Funding	22
Reserve for Relocation Projects	24
City Hall Renovation	25
Info Technology Upgrades	26
AUMP Lower Third	27
Building Improvements	28
Roof Replacement	29
Brownsfields Grant	30
Red River Imp Venture	31
Port of Alexandria Rail Spur Imp	32
Port of Alex/Ruston Foundry	33
Riverfront Center Improvements	34
Energy Renovations	35
Riverfront Improvements	36
Convention Hall Improvements	37
Security Improvements	38
Public Safety Datacenter Renovation	39
Riverfront Center Waterproofing/Roofing	40
Transfer Station / Landfill	41

**2021-2022/2025-2026 CAPITAL IMPROVEMENTS BUDGET**

**TABLE OF CONTENTS**

	<u>PAGE</u>
 <b><u>D. DRAINAGE</u></b>	
Source of Funding .....	44
Acquisition-ROW/Servitudes .....	46
Residential Ditch Closure .....	47
Pump Station Repairs .....	48
Red River Levee Certification .....	49
Martin Park/Airview Terrace St & Dmg .....	50
Woodale Outfall/ Railrd Ave Ph 4 .....	51
Mall Ditch Improvements .....	52
Hwy 28 West Drainage Canal .....	53
Martin Park Outfall Improvements .....	54
Acadian Village Drainage .....	55
Deerfield Flood Protection .....	56
Willow Glen Drainage .....	57
 <b><u>E. STREETS</u></b>	
Source of Funding .....	60
Street, Drainage, Sidewalk Repairs .....	62
Sugarhouse Road - Phase 1 .....	63
Jackson St at Horseshoe Drive .....	64
Aerial Photography .....	65
North Mall-North to Sterkx .....	66
Land Acquisitions .....	67
Traffic Signals Renovations .....	68
Masonic Corridor Ph 2 .....	69
Directional Signage & Striping .....	70
Industrial Park Road Reconstruction .....	71
Horseshoe Drive Improvements .....	72
N. 16th Street Bridge Replacement .....	73
England Drive Sidewalks .....	74
Third Street/Rapides Ave Reconstruction .....	75
Zoo Parking Lot Resurfacing .....	76
Street Surface Assessment .....	77
 <b><u>F. PUBLIC SAFETY - POLICE</u></b>	
Source of Funding .....	80
Pistol Range Improvements .....	82
Public Safety Training Improvements .....	83

# 2021-2022/2025-2026 CAPITAL IMPROVEMENTS BUDGET

## TABLE OF CONTENTS

	<u>PAGE</u>
<b><u>G. PUBLIC SAFETY - FIRE</u></b>	
Source of Funding .....	86
<b><u>H. PARKS &amp; RECREATION</u></b>	
Source of Funding .....	90
Recreational Park Improvements .....	92
Civil Rights Monument .....	93
Links on the Bayou Improvements .....	94
Bringhurst Park Renovation .....	95
Tennis Court Additions .....	96
Reconstruct Johnny Downs Complex .....	97
<b><u>I. ZOOLOGICAL PARK</u></b>	
Source of Funding .....	100
AV System .....	102
Zoo Improvements .....	103
Tiger Building Replacement .....	104
Zoo Master Plan/Feasibility Study .....	105
<b><u>J. COMMUNITY DEVELOPMENT</u></b>	
Source of Funding .....	108
<b><u>K. ENTERPRISE CAPITAL PROJECTS</u></b>	
Summary of Enterprise Capital Projects .....	111

**2021-2022/2025-2026 CAPITAL IMPROVEMENTS BUDGET**

**TABLE OF CONTENTS**

	<u>PAGE</u>
<b><u>L. ELECTRIC</u></b>	
Source of Funding .....	114
Circuit Reconductoring .....	116
Replace Distribution Breakers .....	117
138 KV Pole Change Out .....	118
Electric Utility Relocation .....	119
Substation Maintenance .....	120
Distibution Feeder Maintenance .....	121
138 KV Pilot Wire Replacement .....	122
138 KV Transmission Upgrade .....	123
DG Hunter Units #5-11 .....	124
Bayou Cove #1 Comb Inspection .....	125
Bayou Cove #1 Capital Imp .....	126
Rep Twin Bridges Autotransformer .....	127
MacArthur Drive Lighting Replacement .....	128
Demolition DG Hunter 1-4 .....	129
Prescott 2400V Conversion .....	130
Downtown-Willow Glen 138 KV Rebuild .....	131
DG Hunter #5-11 Major Maintenance .....	132
DG Hunter #5-11 Stack Testing .....	133
Upgrade 138KV Stations to 2000A .....	134
TB3 to TB4 15kV Tieline .....	135
Roof Improvements/Replacements .....	136
Step Up Transformer Switch Scheme .....	137
Power Plant GSU Switch Upgrade .....	138
Paint Substation Transformers/Switchgear .....	139
Replace Bayou Rapides Switchgr #1 .....	140
Replace Prescott Switchgear #1 .....	141
Replace Prescott Transformer #2 .....	142
Willow Glen Breaker & Switch Rep .....	143
Twin Bridges Breaker & Switch Rep .....	144

## 2021-2022/2025-2026 CAPITAL IMPROVEMENTS BUDGET

### TABLE OF CONTENTS

	<u>PAGE</u>
<b><u>M. WATER</u></b>	
Source of Funding .....	146
Waterline Replacement & Rehab .....	148
Water Well Reclamation .....	149
Martin Park Water Main Rep .....	150
Replace Water Wells .....	151
McNutt Field Water Feeder Line .....	152
Fire Hydrant Thread Standardization .....	153
TRC Rechlorination Station .....	154
Water Main Rep-Legacy System .....	155
Water Well Meter Replacement .....	156
Martha Lane/Paris St Water .....	157
Adams Station Equipment Storage .....	158
Kisatchie Stand By Generation .....	159
Water Storage Security Cameras .....	160
Ground Storage Tower & Roof .....	161
Kisatchie By Pass Phase I .....	162
Adams Tank Repair & Paint .....	163
12" Main Bennett to Tulane .....	164
Industrial Park Tank Repair & Paint .....	165
Hamilton Street Tank Painting .....	166
24" Main Annadale Road .....	167
12" Main England Dr to Highway 1 .....	168
Sterkx Road Materials Storage Cover .....	169
Highway 1 South Wellfield Ph 1 .....	170
Highway 1 South Wellfield Ph 2 .....	171
Adams Pump Station Line Renovation .....	172

**2021-2022/2025-2026 CAPITAL IMPROVEMENTS BUDGET**

**TABLE OF CONTENTS**

	<u><b>PAGE</b></u>
<b><u>N. GAS</u></b>	
Source of Funding .....	174
Martin Park Gas Main Rep .....	176
Gas SCADA Upgrade .....	177
Cloverleaf Gas Ext .....	178
Lower 3rd/W Sandy Bayou Gas .....	179
Wells Boulevard Gas Rep .....	180
Enterprise/Acadian Interconnect .....	181
MAOP Reverification .....	182
Odorization Station City Gate 1 & 4 .....	183
Olde Town @ Red River Gas Ext .....	184
Jackson Street Gas Replacement .....	185
Grundy Cooper Gas Replacement .....	186
Alexandria West Side Gas Feed .....	187
Zone 15 Gas Replacement .....	188
Bayou Rapides Rd Gas Extension .....	189
Regulator/Meter Station Refurb .....	190
Jefferson Heights Gas Relocation .....	191
Lee Street Ext/Kees Ave Gas .....	192
<b><u>O. WASTEWATER</u></b>	
Source of Funding .....	194
Sewer Line Rehab & Replacement .....	196
Reconstruct Baffle Walls .....	197
Collection/Treatment Painting .....	198
Lift Station Upgrades .....	199
Wastewater Main Rep - Legacy System .....	200
Vehicle Storage Building .....	201
Dechlorination Facility Improvements .....	202
Marye Street Sewer .....	203
Aerator Mooring @ Plant .....	204
Treatment Plant Roadway Lighting .....	205
SCADA Tower Replacement .....	206
Windemere Lift Station Gravity Sewer .....	207
Engine Replacement-Jones St Lift Station .....	208
Martin Park Flood Control Stand By .....	209
Highway 28 W Sewer Improvements .....	210
Main Lift Stations Renovation .....	211
W Sandy Bayou Flood Control Stand By .....	212
Downtown Sewer Line Rehab .....	213

**2021-2022/2025-2026 CAPITAL IMPROVEMENTS BUDGET**

**TABLE OF CONTENTS**

	<u>PAGE</u>
<b><u>O. WASTEWATER - Continued</u></b>	
West Alexandria Treatment Plant .....	214
Perimeter Fence Treatment Plant .....	215
Treatment Plant Drainage .....	216
Calvert Street Lift Station .....	217
<b><u>P. OTHER</u></b>	
Source of Funding .....	220
Telephone Network Upgrade .....	222
GIS System/GPS Equipment .....	223
Council Chambers Broadcast Upgrade .....	224
Utility Division Central Office .....	225
<b><u>Q. MUNICIPAL TRANSIT</u></b>	
Source of Funding .....	228
Support Equipment .....	230
Surveillance Equipment .....	231
ADA Vans .....	232
Replace Support Vehicles .....	233
Misc Shop Equipment .....	234
Buses .....	235
Copier .....	236
Terminal Improvements .....	237
Radio Upgrades .....	238
<b><u>R. FIVE YEAR PLAN</u></b>	



April 30, 2021

Honorable Mayor and  
Members of the Alexandria City Council

I am pleased to present the City of Alexandria's Annual Capital Budget and Five Year Plan for the fiscal years 2021/2022 through 2025/2026. Each capital project includes source(s) of funding; prior, current and future expenditures; and scheduling and expenditure breakdowns. The plan, as presented, balances each year's estimated revenue sources with a current or future project's estimated funding requirements.

The City's Home Rule Charter requires the Mayor to submit to the Alexandria City Council a Capital Improvements Program covering a minimum of 5 years. The plan is required to be submitted at the same time as the annual operating budget for the upcoming fiscal year. An appropriation approved by the Council continues in force until the purpose for which it was created is fulfilled or abandoned. The Charter states that any appropriation shall be deemed abandoned if 3 years pass without any disbursement from or encumbrance of the appropriation.

A Five Year Capital Improvements Program requires long term planning. It also requires a constant monitoring of current trends in order to make necessary adjustments to current and future projects proposed in the plan, particularly in times of uncertainty like the present one. The environment in the which the City exists is highly fluid, requiring constant reassessing of the prioritization of projects under contemplation. The Administration and Council of the City of Alexandria remain engaged in this process for the benefit of its citizenry.

Jeffrey W. Hall  
Mayor



012

David L. Johnson  
Director of Finance  
Post Office Box 71  
Alexandria, LA 71309-0071  
Tel (318) 449-5034 · Fax (318) 449-5231  
email: david.johnson@cityofalex.com

## General Capital Projects

The following is a breakdown of the General Capital Projects by Category:

Category	No. of Projects	Total
Public Enterprise	6	\$ 3,927,000
Drainage	7	2,240,000
Streets	5	440,000
Parks/Recreation	<u>1</u>	<u>1,700,000</u>
Total	<u>19</u>	<u>\$ 8,307,000</u>

The General Capital Projects are funded by Sales Tax Revenues, Property Tax Revenues, State and Federal Funds and Other Revenues. A five year 11.25 millage property tax dedicated to general capital projects has been approved by the voters in 1988, 1998, 2003, and 2008. This property tax renewed in 2018 for ten years. One-half of the 1976 Sales Tax is dedicated to payment of principal and interest on the sales tax bonds and capital improvements.

Projects involving economic development, construction of new facilities, renovation of existing public facilities and feasibility or master plan studies are budgeted under the Public Enterprise category. The City currently has budgeted 18 projects in this category. The 2021-2022 Budget will add 1 project and adjust funding for 5 of these projects.

A project was initially funded for \$3 million to allow the City to consider operating its own Transfer Station or Landfill in support of the City's Sanitation operations. The Reconstruction of Johnny Downs Sports Complex received additional funding of \$1.7 million in the 2021-2022 Budget, while various drainage and street projects such as Residential Ditch Closure also received funding.

Other major projects under construction include Martin Park Drainage Improvements and Woodale Outfall/ Railroad Avenue Drainage Improvements.

The Reserve for Relocation Project, operates as "holding" account for the other projects. The Reserve for Relocation Projects is used to "hold" Utility Funds transferred to the General Capital Projects fund for use with street or drainage projects. The reconstruction of streets or drainage systems often requires the movement or relocation of utility systems. A minimum appropriation of \$100,000 per year is typically made by the Utility Funds to the General Capital Projects Fund.

Budget Amendments will be used to transfer the Utility Fund into special account numbers within a related project. If Utility Funds remain in a completed project, these funds are transferred back to the Reserve for Relocation Projects "holding" account.

**Enterprise Capital Projects**


The following is a breakdown of the Enterprise Capital Projects by Category:

<b>Category</b>	<b>No. of Projects</b>	<b>Total</b>
Electric	10	\$2,191,000
Water	6	2,900,000
Gas	6	1,108,000
Wastewater	4	1,361,000
Other	2	224,000
Municipal Transit	<u>2</u>	<u>260,000</u>
Total	<u>30</u>	<u>\$8,044,000</u>

The Enterprise Capital Projects are funded by revenues generated by the City's Utilities System, Utility Revenue Bonds, revolving loans from the State Department of Health and Hospitals, and matching FTA grants.

At present, the City is engaging consultants to assess the needs of its Utilities System infrastructure. This will assure the ability of the 4 components; electricity, gas, water and wastewater, to provide reliable service to the customer at the existing level of service as well as provide for any anticipated growth in all areas. This assessment will materially impact future capital budgets in the Enterprise Capital Projects. To this end, the City has begun replacing electrical transmission transformers such as at the Twin Bridges Substation. Other major projects include Water Well Reclamation, Prescott Substation 2400V Conversion, and Baffle Wall Reconstruction at the Wastewater Treatment Plant.

Sincerely,



David Johnson  
Director of Finance  
City of Alexandria

**CITY OF ALEXANDRIA  
FIVE YEAR CAPITAL IMPROVEMENT PROGRAM  
GLOSSARY OF TERMS**

**REVENUE TERMS:**

**Community Development Block Grant (CDBG)** - Revenue received from the Community Development Block Grant source via the City's Community Development department.

**Federal Grants** - Revenue received from the U.S. Government, or as a Federal pass-through grant from the State of Louisiana.

**Property Taxes** - Revenue from the 11.25 milage 1993 Streets and Drainage Tax.

**Sales Tax (STX)** - Revenue from the City's Capital Outlay Fund supported by the ½ cent sales tax.

**Sales Tax Bonds (STXB)** - Revenue from sales tax bonds.

**Special Assessments (ASMT)** - Revenue received from the legal process of assessing benefitted property owners or physical improvements such as sewer lines or street improvements.

**State Grants** - Funds received from the State of Louisiana, excluding pass-through grants.

**Utility Revenue Bonds (RB)** - Revenue from the sales of Utility Bonds.

**Expenditure Terms:**

**Construction** - Contracted cost associated with the actual implementation or construction of an improvement. This should include material costs associated with projects utilizing city crews for implementation.

**Demolition Cost** - Contract cost associated with demolition or site preparation.

**Engineering/Architectural Design** - Any cost related to the design phase of the project either by the city or private firm.

**Inspection Fees** - Cost of providing for project inspection usually performed either by the city or private firm.

**Land Acquisition** - Any cost associated with the acquisition of property of implement the project.

**Landscaping** - Costs associated with miscellaneous grading and landscaping activities incidental to the construction activity. Landscaping for parks should be shown in the construction classification.

**Major Equipment** - Costs associated with movable or immovable equipment, generally costing over \$5,0000 and having a useful life of five years.

**CITY OF ALEXANDRIA**  
**FIVE YEAR CAPITAL IMPROVEMENT PROGRAM**  
**GLOSSARY OF TERMS**  
continued

**Miscellaneous Definitions:**

**Activity** - A service performed by a department or division.

**Appropriations** - Authorization granted by the City Council to make expenditures for a given period and the proposed means of financing them.

**Assessments** - An amount levied on personal property on a cost sharing basis for improvements made by the city for the benefit of a small group of property owners (e.g. Special Assessments for the reconstruction of a sewer line in lightly populated area).

**Budget Carryover** - The total of the current budget, April 30, minus prior year(s) expenditures.

**Capital Budget** - The City's five year financial plan that contains both the estimated revenues to be received and the proposed Capital expenditures to be incurred to achieve a stated objective.

**Department** - A section of a Division.

**Division** - A functional unit of the City containing on or more departments or activities.

**Fund** - A fiscal and accounting entity with a self-balancing set of accounts recording cash and other financial resources, together with all related liabilities and residual equities or balances, and changes therein, which are segregated for the purpose of carrying on a specific activities or attaining certain objectives in accordance with special regulation, restrictions, or limitations.

**Fund Balance** - Resources remaining from prior years which are available to be budgeted in the current year.

**Fund Source** - The source of Revenue used to pay for a particular project.

**Ordinance** - A formal legislative enactment by the governing body of a municipality.

**Project** - A large or major undertaking designed to achieve an objective.

**Project Category** - The functional improvement category under which a project is assigned. (e.g., Public Enterprise, Economic Development, Streets, etc.).

**Urban Systems** - Federal funded street projects that match local funds for the reconstruction of major streets.

2021-2022

**COMBINED CAPITAL PROJECTS  
SOURCES OF FUNDING SUMMARY**

DESCRIPTION	FISCAL YEAR					TOTAL FIVE YEAR
	21-22	22-23	23-24	24-25	25-26	
<b>GENERAL CAPITAL PROJECTS</b>						
<b>REVENUES:</b>						
Sales Taxes	4,645,575	4,675,100	4,659,762	5,625,025	5,625,275	25,230,737
Property Taxes	5,143,000	5,143,000	5,143,000	5,143,000	5,143,000	25,715,000
Investment Income	0	0	0	0	0	0
Transfer from Prior Projects	0	0	0	0	0	0
Interfund Tfr - Utility Fund	100,000	100,000	100,000	100,000	100,000	500,000
Intergovernmental	0	0	0	0	0	0
Private Contributions	0	0	0	0	0	0
Other	0	0	0	0	0	0
Fund Balance	0	1,170,575	9,482,675	17,804,437	27,066,462	55,524,149
<b>TOTAL AVAILABLE FUNDS</b>	<b>9,888,575</b>	<b>11,088,675</b>	<b>19,385,437</b>	<b>28,672,462</b>	<b>37,934,737</b>	<b>106,969,886</b>
<b>EXPENDITURES:</b>						
Transfers-General Fund	411,000	411,000	411,000	411,000	411,000	2,055,000
Transfers-Utilities Capital Projects	0	0	0	0	0	0
General Capital Projects	8,307,000	1,195,000	1,170,000	1,195,000	1,145,000	13,012,000
CDBG Capital Projects	0	0	0	0	0	0
<b>TOTAL EXPENDITURES</b>	<b>8,718,000</b>	<b>1,606,000</b>	<b>1,581,000</b>	<b>1,606,000</b>	<b>1,556,000</b>	<b>15,067,000</b>
<b>BALANCE AVAILABLE FOR APP</b>	<b>1,170,575</b>	<b>9,482,675</b>	<b>17,804,437</b>	<b>27,066,462</b>	<b>36,378,737</b>	<b>91,902,886</b>
<b>ENTERPRISE CAPITAL PROJECTS</b>						
<b>REVENUES:</b>						
Sales Taxes	39,500	0	0	0	0	39,500
Utility Fund	5,652,000	6,050,000	6,820,000	6,000,000	2,300,000	26,822,000
Transfer From Prior Projects	0	0	0	0	0	0
Investment Income	0	0	0	0	0	0
Intergovernmental	220,500	0	0	0	0	220,500
Transfer from Gen Capital Projects	0	0	0	0	0	0
Other	0	0	0	0	0	0
Retained Earnings	2,131,992	0	0	0	0	2,131,992
<b>TOTAL AVAILABLE FUNDS</b>	<b>8,043,992</b>	<b>6,050,000</b>	<b>6,820,000</b>	<b>6,000,000</b>	<b>2,300,000</b>	<b>29,213,992</b>
<b>EXPENDITURES:</b>						
Utility Capital Projects	7,783,992	6,050,000	6,820,000	6,000,000	2,300,000	28,953,992
Municipal Transit Projects	260,000	0	0	0	0	260,000
<b>TOTAL EXPENDITURES</b>	<b>8,043,992</b>	<b>6,050,000</b>	<b>6,820,000</b>	<b>6,000,000</b>	<b>2,300,000</b>	<b>29,213,992</b>
<b>BALANCE AVAILABLE FOR APP</b>	<b>0</b>	<b>0</b>	<b>0</b>	<b>0</b>	<b>0</b>	<b>0</b>

CITY OF ALEXANDRIA

2021-2022

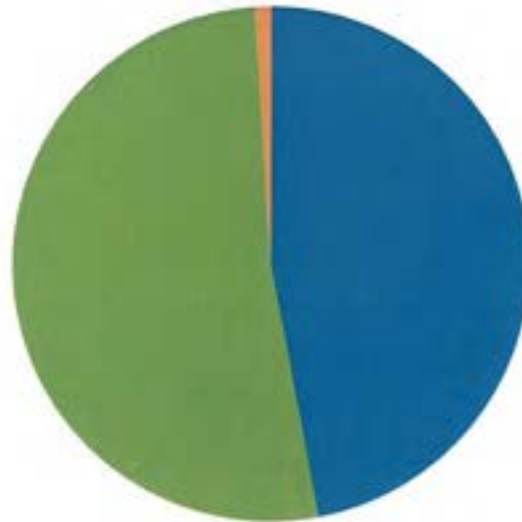
**COMBINED CAPITAL PROJECTS  
SOURCES OF FUNDING SUMMARY**

PROJECT IDENTIFICATION	SALES TAXES	AD VAL TAX- 14	AD VAL TAX- 18	FEDERAL FUNDS	STATE FUNDS	UTILITY FUND	OTHER	TOTALS
<b>SUMMARY</b>								
<b>SOURCES OF FUNDING</b>								
Current Year Transfers	7,508,000	430,000	4,713,000			5,652,000		18,303,000
(Less Debt Service)	(2,822,925)		0					(2,822,925)
Interest Income	0					0		0
Transfers From Prior Projects								0
Interfund Transfer Utility Fund						100,000		100,000
Interfund Transfer General Fund								0
Intergovernmental				220,500	0			220,500
Private Contributions								0
Debt Proceeds								0
Other							0	0
Fund Balance	0	0	0	0	0	0	0	0
<b>TOTAL</b>	<b>4,685,075</b>	<b>430,000</b>	<b>4,713,000</b>	<b>220,500</b>	<b>0</b>	<b>5,752,000</b>	<b>0</b>	<b>15,800,575</b>
<b>EXPENDITURES</b>								
Transfer to General Fund	411,000	0	0	0	0	0	0	411,000
General Capital Projects	3,064,000	430,000	4,713,000	0	0	100,000	0	8,307,000
CDBG	0	0	0	0	0	0	0	0
Enterprise CIP - Utility Fund	0	0	0	0	0	5,652,000	0	5,652,000
Enterprise CIP - Transit System	39,500	0	0	220,500	0	0	0	260,000
Enterprise CIP - Sanitation Fund	0	0	0	0	0	0	0	0
<b>TOTAL</b>	<b>3,514,500</b>	<b>430,000</b>	<b>4,713,000</b>	<b>220,500</b>	<b>0</b>	<b>5,762,000</b>	<b>0</b>	<b>14,630,000</b>
<b>UNAPPRPTD BALANCE</b>	<b>1,170,575</b>	<b>0</b>	<b>0</b>	<b>0</b>	<b>0</b>	<b>0</b>	<b>0</b>	<b>1,170,575</b>

CITY OF ALEXANDRIA

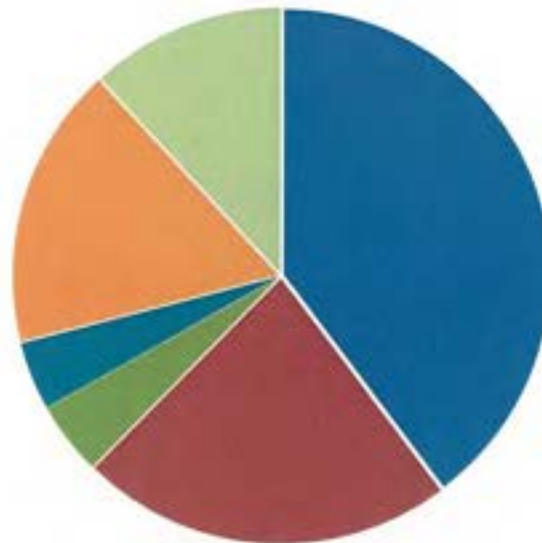
**GENERAL CAPITAL PROJECTS  
REVENUES & EXPENDITURES  
FISCAL YEAR 2021-2022**

**Revenues**



■ Sales Tax ■ Closed Projects ■ Property Tax ■ Intergovernmental ■ Fund Balance ■ Interfund Transfer

**Expenditures**



■ Public Enterprise ■ Drainage ■ Streets ■ Fire ■ Transfer Out ■ Parks ■ Zoo ■ Police ■ Unappropriated

**COMBINED GENERAL CAPITAL PROJECTS  
SOURCES OF FUNDING SUMMARY**

PROJECT IDENTIFICATION	SALES TAXES	AD VAL TAX- 14	AD VAL TAX- 18	FEDERAL FUNDS	STATE FUNDS	UTILITY FUND	OTHER	TOTALS
<b>SUMMARY</b>								
<b>SOURCES OF FUNDING</b>								
Current Year Transfers	7,468,500	430,000	4,713,000					12,611,500
(Less Debt Service)	(2,822,925)		0					(2,822,925)
Interest Income	0		0					0
Transfers From Prior Projects								0
Interfund Transfer Utility Fund	0					100,000		100,000
Interfund Transfer General Fund	0					0		0
Inergovernmental				0	0			0
Private Contributions								0
Debt Proceeds								0
Other			0					0
Fund Balance	0	0	0	0	0	0	0	0
<b>TOTAL</b>	<b>4,645,575</b>	<b>430,000</b>	<b>4,713,000</b>	<b>0</b>	<b>0</b>	<b>100,000</b>	<b>0</b>	<b>9,888,575</b>
<b>EXPENDITURES</b>								
Transfer to General Fund	411,000	0	0	0	0	0	0	411,000
General Capital Projects	3,064,000	430,000	4,713,000	0	0	100,000	0	8,307,000
CDBG	0	0	0	0	0	0	0	0
<b>TOTAL</b>	<b>3,475,000</b>	<b>430,000</b>	<b>4,713,000</b>	<b>0</b>	<b>0</b>	<b>100,000</b>	<b>0</b>	<b>8,718,000</b>
<b>UNAPPRPTD BALANCE</b>	<b>1,170,575</b>	<b>0</b>	<b>0</b>	<b>0</b>	<b>0</b>	<b>0</b>	<b>0</b>	<b>1,170,575</b>

2021-2022/2025-2026 CAPITAL IMPROVEMENTS BUDGET

TABLE OF CONTENTS

PUBLIC ENTERPRISE

			PAGE
059401	Reserve for Relocation Projects	.....	24
050301	City Hall Renovation	.....	25
860301	Info Technology Upgrades	.....	26
050710	AUMP Lower Third	.....	27
050801	Building Improvements	.....	28
050802	Roof Replacement	.....	29
050812	Brownsfields Grant	.....	30
051103	Red River Imp Venture	.....	31
051104	Port of Alexandria Rail Spur Imp	.....	32
051201	Port of Alex/Ruston Foundry	.....	33
051302	Riverfront Center Improvements	.....	34
051401	Energy Renovations	.....	35
051502	Riverfront Improvements	.....	36
051601	Convention Hall Improvements	.....	37
051702	Security Improvements	.....	38
051704	Public Safety Datacenter Renovation	.....	39
051801	Riverfront Center Waterproofing/Roofing	.....	40
052201	Transfer Station / Landfill	.....	41

2021-2022

**COMBINED CAPITAL PROJECTS  
SOURCES OF FUNDING SUMMARY**

**PUBLIC ENTERPRISE**

PROJECT IDENTIFICATION	SALES TAXES	AD VAL TAX- 14	AD VAL TAX- 18	FEDERAL FUNDS	STATE FUNDS	UTILITY FUND	OTHER	TOTALS
Reserve for Relocation Proj						100,000		100,000
Information Upgrades	497,000							497,000
Building Improvements	150,000							150,000
Roof Replacement	150,000							150,000
Security Improvements	30,000							30,000
Transfer Station/Landfill			3,000,000					3,000,000
<b>Total Public Enterprise</b>	<b>827,000</b>	<b>0</b>	<b>3,000,000</b>	<b>0</b>	<b>0</b>	<b>100,000</b>	<b>0</b>	<b>3,927,000</b>

CITY OF ALEXANDRIA

2021-2022

**GENERAL CAPITAL PROJECTS  
FIVE YEAR CAPITAL PLAN**

**PUBLIC ENTERPRISE**

PROJ #	PROJECT IDENTIFICATION	BUDGET C/O	FISCAL YEAR					TOTAL 5 YEAR	BEYOND 2026	TOTAL COST
			21-22	22-23	23-24	24-25	25-26			
059401	Reserve for Relocation Projects	279,838	100,000	100,000	100,000	100,000	100,000	500,000		779,838
050301	City Hall Renovation	5,596,005						0	4,000,000	9,596,005
860301	Information Upgrades	486,859	487,000					487,000		983,859
050710	AUMP Lower Third	270,489						0		270,489
050801	Building Improvements	402,434	150,000					150,000		552,434
050802	Roof Replacement	126,222	150,000					150,000		276,222
050812	Brownfields Grant	300,000						0		300,000
051103	Red River Imp Venture	2,334,612						0		2,334,612
051104	Port of Alexandria Rail Spur Imp	57,224						0		57,224
051201	Port of Alex/Ruston Foundry	131,736						0		131,736
051302	Riverfront Center Improvements	26,098						0		26,098
051401	Energy Renovations	222,810						0		222,810
051502	Riverfront Improvements	463,267						0		463,267
051601	Convention Hall Improvements	81,592						0		81,592
051702	Security Improvements	48,425	30,000	30,000	30,000	30,000	30,000	150,000		198,425
051704	Public Safety Datacenter Renovation	21,297						0		21,297
051801	Riverfront Center Waterproofing/Roofr	801,778						0		801,778
052201	Transfer Station/Landfill	0	3,000,000					3,000,000		3,000,000
<b>Total Public Enterprise</b>		<b>11,650,686</b>	<b>3,927,000</b>	<b>130,000</b>	<b>130,000</b>	<b>130,000</b>	<b>130,000</b>	<b>4,447,000</b>	<b>4,000,000</b>	<b>20,097,686</b>

- \* Project Number to be Assigned
- Ⓢ New or Revised Projects
- Projects to be closed

**SHEET A 2021-2022/2025-2026 CAPITAL IMPROVEMENTS PROGRAM**

<b>PROJECT TITLE:</b> Reserve for Relocation Projects	<b>PROJECT CATEGORY:</b> Public Enterprise
<b>PROJECT NUMBER:</b> 059401	<b>COUNCIL DISTRICT #</b> N/A
<b>DIVISION:</b> Public Works	<b>DEPARTMENT:</b> Engineering

**PROJECT BUDGET**

**REVENUE BREAKDOWN**

REVENUE SOURCES					UTILITY FUND	TOTAL
PRIOR BDGTS					2,539,964	2,539,964
PRIOR EXP					2,260,126	2,260,126
BUDGET C/O		0	0	0	279,838	279,838
2021-2022					100,000	100,000
2022-2023					100,000	100,000
2023-2024					100,000	100,000
2024-2025					100,000	100,000
2025-2026					100,000	100,000
BEYOND 2026						0
<b>TOTAL COST</b>	0	0	0	0	3,039,964	3,039,964

**EXPENDITURE BREAKDOWN**

EXPENDITURE BREAKDOWN	ENGINEERING	TESTING	LAND ACQUISITION	CONSTRUCTION	OTHER	TOTAL
PRIOR BDGTS				2,539,964		2,539,964
2021-2022				100,000		100,000
2022-2023				100,000		100,000
2023-2024				100,000		100,000
2024-2025				100,000		100,000
2025-2026				100,000		100,000
BEYOND 2026						0
<b>TOTAL COST</b>	0	0	0	3,039,964	0	3,039,964

**PROJECT SPECIFICATIONS**

**PROJECT DESCRIPTION:**  
 This project is being created in order to facilitate the coordination of appropriations necessary for the relocation of Utilities due to Street and Drainage projects. The Utility Fund will allocate funds to be used for utility relocations associated with Street and Drainage Projects proposed in the 1988 and 1993 Property Taxes. An amendment will be required to transfer the appropriation to the appropriate project.

**PROJECT JUSTIFICATION:**  
 The establishment of this flow through project allows for better coordination between the Utility Fund and the General Fund on projects associated with the Property Tax projects.

**PROJECT PRIORITY:** A

**START DATE:** May, 1993      **EST TIME TO COMPLETE:** N/A

**OPERATING BUDGET EFFECT:**  
 NONE      X      N/A      SEE DETAIL

**SHEET A 2021-2022/2025-2026 CAPITAL IMPROVEMENTS PROGRAM**

<b>PROJECT TITLE:</b> City Hall Renovation	<b>PROJECT CATEGORY:</b> Public Enterprise
<b>PROJECT NUMBER:</b> 050301	<b>COUNCIL DISTRICT #</b> N/A
<b>DIVISION:</b> Public Works	<b>DEPARTMENT:</b> Central Facility

**PROJECT BUDGET**

**REVENUE BREAKDOWN**

REVENUE SOURCES				AD VALOREM TAX 2018	SALES TAX	TOTAL
PRIOR BDGTS				4,548,000	1,119,705	5,667,705
PRIOR EXP					71,700	71,700
BUDGET C/O		0	0	4,548,000	1,048,005	5,596,005
2021-2022						
2022-2023						
2023-2024						
2024-2025						
2025-2026						
BEYOND 2026				4,000,000		4,000,000
<b>TOTAL COST</b>	0	0	0	8,548,000	1,119,705	9,667,705

**EXPENDITURE BREAKDOWN**

EXPENDITURE BREAKDOWN	ENGINEERING	TESTING	LAND ACQUISITION	CONSTRUCTION	OTHER	TOTAL
PRIOR BDGTS	38,290			5,627,250	2,165	5,667,705
2021-2022						
2022-2023						
2023-2024						
2024-2025						
2025-2026						
BEYOND 2026				4,000,000		4,000,000
<b>TOTAL COST</b>	38,290	0	0	9,627,250	2,165	9,667,705

**PROJECT SPECIFICATIONS**

**PROJECT DESCRIPTION:**

Tear out and remodel entire building. Interior renovations would include modernization of HVAC, electrical and plumbing infrastructure, and restructuring interior spaces and finishes. The exterior would include new surface, windows, and roofing. Space needs would be evaluated to assure maximum space utilization.

**PROJECT JUSTIFICATION:**

City Hall was built in 1962. The structure is very sound, due to concrete floors and columns. The exterior envelope has numerous leaks. The vertical window shading is difficult to waterproof. The building's mechanical, electrical, and plumbing systems have exceeded their useful lives and are in need of replacement. This renovation will render the building virtually new and capable of addressing the current and future uses required of it.

**PROJECT PRIORITY:**

**START DATE:** 2019      **EST TIME TO COMPLETE:** 2 Years

**OPERATING BUDGET EFFECT:**

NONE      X      N/A      SEE DETAIL

**SHEET A 2021-2022/2025-2026 CAPITAL IMPROVEMENTS PROGRAM**

<b>PROJECT TITLE:</b> Information Technology Upgrades	<b>PROJECT CATEGORY:</b> Other
<b>PROJECT NUMBER:</b> 860301	<b>COUNCIL DISTRICT #</b> N/A
<b>DIVISION:</b> Finance	<b>DEPARTMENT:</b> Various

**PROJECT BUDGET**

**REVENUE BREAKDOWN**

REVENUE SOURCES					SALES TAX	TOTAL
PRIOR BDGTS					1,579,000	1,579,000
PRIOR EXP					1,092,141	1,092,141
BUDGET C/O					486,859	486,859
2021-2022					497,000	497,000
2022-2023						
2023-2024						
2024-2025						
2025-2026						
BEYOND 2026						
<b>TOTAL COST</b>	0	0	0	0	2,076,000	2,076,000

**EXPENDITURE BREAKDOWN**

EXPENDITURE BREAKDOWN	ENGINEERING	TESTING	LAND ACQUISITION	CONSTRUCTION	OTHER	TOTAL
PRIOR BDGTS					1,579,000	1,579,000
2021-2022					497,000	497,000
2022-2023						
2023-2024						
2024-2025						
2025-2026						
BEYOND 2026						
<b>TOTAL COST</b>	0	0	0	0	2,076,000	2,076,000

**PROJECT SPECIFICATIONS**

**PROJECT DESCRIPTION:**  
Purchase of various upgrades of hardware and software to the existing system as needed.

**PROJECT JUSTIFICATION:**  
The City's Information System is sophisticated. As such, continuous upgrades to the hardware and the software will be needed to maintain functionality.

**PROJECT PRIORITY:** A

**START DATE:** 2003      **EST TIME TO COMPLETE:** As Needed

**OPERATING BUDGET EFFECT:**  
 NONE       X       N/A       SEE DETAIL

**SHEET A 2021-2022/2025-2026 CAPITAL IMPROVEMENTS PROGRAM**

<b>PROJECT TITLE:</b> AUMP Lower Third Street	<b>PROJECT CATEGORY:</b> Public Enterprise
<b>PROJECT NUMBER:</b> 050710	<b>COUNCIL DISTRICT #</b> 3
<b>DIVISION:</b> Public Works	<b>DEPARTMENT:</b> Building Services

**PROJECT BUDGET**

**REVENUE BREAKDOWN**

REVENUE SOURCES				FEDERAL FUNDS	SALES TAX	TOTAL
PRIOR BDGTS				2,280,002	1,746,000	4,026,002
PRIOR EXP				2,009,513	1,746,000	3,755,513
BUDGET C/O		0	0	270,489	0	270,489
2021-2022						
2022-2023						
2023-2024						
2024-2025						
2025-2026						
BEYOND 2026						
<b>TOTAL COST</b>	0	0	0	2,280,002	1,746,000	4,026,002

**EXPENDITURE BREAKDOWN**

EXPENDITURE BREAKDOWN	ENGINEERING	TESTING	LAND ACQUISITION	CONSTRUCTION	OTHER	TOTAL
PRIOR BDGTS	310,000	90,000	100,000	3,526,002		4,026,002
2021-2022						
2022-2023						
2023-2024						
2024-2025						
2025-2026						
BEYOND 2026						
<b>TOTAL COST</b>	310,000	90,000	100,000	3,526,002	0	4,026,002

**PROJECT SPECIFICATIONS**

**PROJECT DESCRIPTION:**  
New lighting, sidewalks, asphalt street overlay, bus shelters, and landscaping on Third Street from the intersection with St. James Street to the intersection of Broadway Avenue.

**PROJECT JUSTIFICATION:**  
As part of Alexandria Urban Master Plan, this will enhance the Lower Third area.

**PROJECT PRIORITY:** A

**START DATE:** 2015      **EST TIME TO COMPLETE:** 3 Years

**OPERATING BUDGET EFFECT:**  
 NONE       X       N/A       SEE DETAIL



**SHEET A 2021-2022/2025-2026 CAPITAL IMPROVEMENTS PROGRAM**

<b>PROJECT TITLE:</b> Roof Replacement	<b>PROJECT CATEGORY:</b> Public Enterprise
<b>PROJECT NUMBER:</b> 050802	<b>COUNCIL DISTRICT #</b> N/A
<b>DIVISION:</b> Public Works	<b>DEPARTMENT:</b> Building Services

**PROJECT BUDGET**

**REVENUE BREAKDOWN**

REVENUE SOURCES					SALES TAX	TOTAL
PRIOR BDGTS					3,290,700	3,290,700
PRIOR EXP					3,164,478	3,164,478
BUDGET C/O		0	0	0	126,222	126,222
2021-2022					150,000	150,000
2022-2023						
2023-2024						
2024-2025						
2025-2026						
BEYOND 2026						
<b>TOTAL COST</b>	0	0	0	0	3,440,700	3,440,700

**EXPENDITURE BREAKDOWN**

EXPENDITURE BREAKDOWN	ENGINEERING	TESTING	LAND ACQUISITION	CONSTRUCTION	OTHER	TOTAL
PRIOR BDGTS	105,200			3,185,500		3,290,700
2021-2022				150,000		150,000
2022-2023						
2023-2024						
2024-2025						
2025-2026						
BEYOND 2026						
<b>TOTAL COST</b>	105,200	0	0	3,335,500	0	3,440,700

**PROJECT SPECIFICATIONS**

**PROJECT DESCRIPTION:**  
Replace roofs on different buildings as needed.

**PROJECT JUSTIFICATION:**  
As roofs age they begin to leak. Failure can be predicted through core sampling and analysis. This project will provide funding for the testing and the replacement if indicated.

**PROJECT PRIORITY:** A

**START DATE:** 2007      **EST TIME TO COMPLETE:** Ongoing

**OPERATING BUDGET EFFECT:**  
 NONE       X       N/A       SEE DETAIL

**SHEET A 2021-2022/2025-2026 CAPITAL IMPROVEMENTS PROGRAM**

<b>PROJECT TITLE:</b> Brownsfield Grant	<b>PROJECT CATEGORY:</b> Public Enterprise
<b>PROJECT NUMBER:</b> 050812	<b>COUNCIL DISTRICT #</b> N/A
<b>DIVISION:</b> Public Works	<b>DEPARTMENT:</b> Building Services

**PROJECT BUDGET**

**REVENUE BREAKDOWN**

REVENUE SOURCES					FEDERAL	TOTAL
PRIOR BDGTS					300,000	300,000
PRIOR EXP						0
BUDGET C/O		0	0	0	300,000	300,000
2021-2022						
2022-2023						
2023-2024						
2024-2025						
2025-2026						
BEYOND 2026						
<b>TOTAL COST</b>		0	0	0	300,000	300,000

Q1

**EXPENDITURE BREAKDOWN**

EXPENDITURE BREAKDOWN	ENGINEERING	TESTING	LAND ACQUISITION	CONSTRUCTION	OTHER	TOTAL
PRIOR BDGTS					300,000	300,000
2021-2022						0
2022-2023						
2023-2024						
2024-2025						
2025-2026						
BEYOND 2026						
<b>TOTAL COST</b>	0	0	0	0	300,000	300,000

**PROJECT SPECIFICATIONS**

**PROJECT DESCRIPTION:**

**PROJECT JUSTIFICATION:**

**PROJECT PRIORITY:** A

**START DATE:** 2007      **EST TIME TO COMPLETE:** Ongoing

**OPERATING BUDGET EFFECT:**

NONE     
  N/A     
  SEE DETAIL

**SHEET A 2021-2022/2025-2026 CAPITAL IMPROVEMENTS PROGRAM**

<b>PROJECT TITLE:</b> Red River Improv Venture & Essential Rec		<b>PROJECT CATEGORY:</b> Public Enterprise	
<b>PROJECT NUMBER:</b> 051103		<b>COUNCIL DISTRICT #</b> N/A	
<b>DIVISION:</b> Public Works		<b>DEPARTMENT:</b> Recreation	

**PROJECT BUDGET**

**REVENUE BREAKDOWN**

REVENUE SOURCES	OTHER	SALES TAX	SALES TAX BONDS 2008	AD VALOREM TAX 2008	TOTAL	
PRIOR BDGTS	2,100,000	100,000	49,485	1,068,962	3,318,447	
PRIOR EXP	694,690	100,000	49,485	139,660	983,835	
BUDGET C/O	1,405,310	0	0	929,302	2,334,612	
2021-2022						
2022-2023						
2023-2024						
2024-2025						
2025-2026						
BEYOND 2026						
<b>TOTAL COST</b>	0	2,100,000	100,000	49,485	1,068,962	3,318,447

**EXPENDITURE BREAKDOWN**

EXPENDITURE BREAKDOWN	ENGINEERING	TESTING	LAND ACQUISITION	CONSTRUCTION	OTHER	TOTAL
PRIOR BDGTS			2,700,000		618,447	3,318,447
2021-2022						
2022-2023						
2023-2024						
2024-2025						
2025-2026						
BEYOND 2026						
<b>TOTAL COST</b>	0	0	2,700,000	0	618,447	3,318,447

**PROJECT SPECIFICATIONS**

<b>PROJECT DESCRIPTION:</b>          			
<b>PROJECT JUSTIFICATION:</b>          			
<b>PROJECT PRIORITY:</b>		<b>B</b>	
<b>START DATE:</b>	N/A	<b>EST TIME TO COMPLETE:</b>	N/A
<b>OPERATING BUDGET EFFECT:</b>	NONE	X	N/A
			SEE DETAIL

**SHEET A 2021-2022/2025-2026 CAPITAL IMPROVEMENTS PROGRAM**

<b>PROJECT TITLE:</b> Port of Alexandria Rail Spur Improvements	<b>PROJECT CATEGORY:</b> Public Enterprise
<b>PROJECT NUMBER:</b> 051104	<b>COUNCIL DISTRICT #</b> N/A
<b>DIVISION:</b> Planning	<b>DEPARTMENT:</b> Engineering

**PROJECT BUDGET**

**REVENUE BREAKDOWN**

REVENUE SOURCES				FEDERAL	SALES TAX	TOTAL
PRIOR BDGTS				487,000	164,025	651,025
PRIOR EXP				487,000	106,801	593,801
BUDGET C/O				0	57,224	57,224
2021-2022						
2022-2023						
2023-2024						
2024-2025						
2025-2026						
BEYOND 2026						
<b>TOTAL COST</b>	0	0	0	487,000	164,025	651,025

**EXPENDITURE BREAKDOWN**

EXPENDITURE BREAKDOWN	ENGINEERING	TESTING	LAND ACQUISITION	CONSTRUCTION	OTHER	TOTAL
PRIOR BDGTS				651,025		651,025
2021-2022						
2022-2023						
2023-2024						
2024-2025						
2025-2026						
BEYOND 2026						
<b>TOTAL COST</b>	0	0	0	651,025	0	651,025

**PROJECT SPECIFICATIONS**

**PROJECT DESCRIPTION:**

Renovation of the existing Union Pacific Railroad spur adjacent to the Alexandria City Compound and the Port of Alexandria. This spur services the Port of Alexandria and is approximately 6,700 feet in length.

**PROJECT JUSTIFICATION:**

Existing spur was constructed in the mid 1980's and is in need of rehabilitation.

**PROJECT PRIORITY:**

B

**START DATE:** N/A

**EST TIME TO COMPLETE:**

N/A

**OPERATING BUDGET EFFECT:**

NONE

X N/A

SEE DETAIL

CITY OF ALEXANDRIA

**SHEET A 2021-2022/2025-2026 CAPITAL IMPROVEMENTS PROGRAM**

<b>PROJECT TITLE:</b> Port of Alexandria / Ruston Foundry	<b>PROJECT CATEGORY:</b> Public Enterprise
<b>PROJECT NUMBER:</b> 051201	<b>COUNCIL DISTRICT #</b> N/A
<b>DIVISION:</b> Planning	<b>DEPARTMENT:</b> Engineering

**PROJECT BUDGET**

**REVENUE BREAKDOWN**

REVENUE SOURCES					SALES TAX	TOTAL
PRIOR BDGTS					147,298	147,298
PRIOR EXP					15,562	15,562
BUDGET C/O					131,736	131,736
2021-2022						
2022-2023						
2023-2024						
2024-2025						
2025-2026						
BEYOND 2026						
<b>TOTAL COST</b>	0	0	0		147,298	147,298

**EXPENDITURE BREAKDOWN**

EXPENDITURE BREAKDOWN	ENGINEERING	TESTING	LAND ACQUISITION	CONSTRUCTION	OTHER	TOTAL
PRIOR BDGTS					147,298	147,298
2021-2022						
2022-2023						
2023-2024						
2024-2025						
2025-2026						
BEYOND 2026						
<b>TOTAL COST</b>	0	0	0	0	147,298	147,298

**PROJECT SPECIFICATIONS**

**PROJECT DESCRIPTION:**  
Revitalization of the now unused site of the Ruston Foundry.

---

**PROJECT JUSTIFICATION:**  
This site was classed a Superfund Site by the EPA. Site has been remediated. Plans to reuse the site are forthcoming.

---

**PROJECT PRIORITY:** B

**START DATE:** N/A      **EST TIME TO COMPLETE:** N/A

**OPERATING BUDGET EFFECT:**  
 NONE       X       N/A       SEE DETAIL

**SHEET A 2021-2022/2025-2026 CAPITAL IMPROVEMENTS PROGRAM**

<b>PROJECT TITLE:</b> River Center Improvements	<b>PROJECT CATEGORY:</b> Public Enterprise
<b>PROJECT NUMBER:</b> 051302	<b>COUNCIL DISTRICT #</b> N/A
<b>DIVISION:</b> Planning	<b>DEPARTMENT:</b> Engineering

**PROJECT BUDGET**

**REVENUE BREAKDOWN**

REVENUE SOURCES					FEDERAL FUNDS	TOTAL
PRIOR BDGTS					880,000	880,000
PRIOR EXP					853,902	853,902
BUDGET C/O		0	0	0	26,098	26,098
2021-2022						
2022-2023						
2023-2024						
2024-2025						
2025-2026						
BEYOND 2026						
<b>TOTAL COST</b>		0	0	0	880,000	880,000

**EXPENDITURE BREAKDOWN**

EXPENDITURE BREAKDOWN	ENGINEERING	TESTING	LAND ACQUISITION	CONSTRUCTION	OTHER	TOTAL
PRIOR BDGTS					880,000	880,000
2021-2022						
2022-2023						
2023-2024						
2024-2025						
2025-2026						
BEYOND 2026						
<b>TOTAL COST</b>	0	0	0	0	880,000	880,000

**PROJECT SPECIFICATIONS**

<b>PROJECT DESCRIPTION:</b>			
<b>PROJECT JUSTIFICATION:</b>			
<b>PROJECT PRIORITY:</b>	A		
<b>START DATE:</b> N/A	<b>EST TIME TO COMPLETE:</b>	N/A	
<b>OPERATING BUDGET EFFECT:</b>	<input type="checkbox"/> NONE <input checked="" type="checkbox"/> N/A <input type="checkbox"/> SEE DETAIL		

**SHEET A 2021-2022/2025-2026 CAPITAL IMPROVEMENTS PROGRAM**

<b>PROJECT TITLE:</b> Energy Renovations	<b>PROJECT CATEGORY:</b> Public Enterprise
<b>PROJECT NUMBER:</b> 051401	<b>COUNCIL DISTRICT #</b> N/A
<b>DIVISION:</b> Public Works	<b>DEPARTMENT:</b> Building Services

**PROJECT BUDGET**

**REVENUE BREAKDOWN**

REVENUE SOURCES					SALES TAX	TOTAL
PRIOR BDGTS					571,000	571,000
PRIOR EXP					348,190	348,190
BUDGET C/O					222,810	222,810
2021-2022						
2022-2023						
2023-2024						
2024-2025						
2025-2026						
BEYOND 2026						
<b>TOTAL COST</b>					571,000	571,000

**EXPENDITURE BREAKDOWN**

EXPENDITURE BREAKDOWN	ENGINEERING	TESTING	LAND ACQUISITION	CONSTRUCTION	OTHER	TOTAL
PRIOR BDGTS					571,000	571,000
2021-2022						
2022-2023						
2023-2024						
2024-2025						
2025-2026						
BEYOND 2026						
<b>TOTAL COST</b>					571,000	571,000

**PROJECT SPECIFICATIONS**

**PROJECT DESCRIPTION:**  
 Various efforts toward conservation of energy at City facilities. Current projects include Trail light replacement, parking lot and exterior lighting, and Phase I Replacement of HVAC Controls at the Public Safety Complex.

**PROJECT JUSTIFICATION:**  
 LED lights are rated at a 12 year cycle, with energy payback in 6 years. The HVAC control project at Public Safety will generate energy savings and better control of the systems.

**PROJECT PRIORITY:** B

**START DATE:** N/A      **EST TIME TO COMPLETE:** N/A

**OPERATING BUDGET EFFECT:**  
 NONE      X      N/A      SEE DETAIL

**SHEET A 2021-2022/2025-2026 CAPITAL IMPROVEMENTS PROGRAM**

<b>PROJECT TITLE:</b> Riverfront Improvements	<b>PROJECT CATEGORY:</b> Public Enterprise
<b>PROJECT NUMBER:</b> 051502	<b>COUNCIL DISTRICT #</b> N/A
<b>DIVISION:</b> Public Works	<b>DEPARTMENT:</b> Building Services

**PROJECT BUDGET**

**REVENUE BREAKDOWN**

REVENUE SOURCES	AD VALOREM TAX 2008	SALES TAX BONDS 2008	SALES TAX	TOTAL
PRIOR BDGTS	487,000	36,248	701,058	1,224,306
PRIOR EXP	67,893	36,248	636,896	761,039
BUDGET C/O	399,107	0	64,160	463,267
2021-2022				
2022-2023				
2023-2024				
2024-2025				
2025-2026				
BEYOND 2026				
<b>TOTAL COST</b>	487,000	36,248	701,058	1,224,306

**EXPENDITURE BREAKDOWN**

EXPENDITURE BREAKDOWN	ENGINEERING	TESTING	LAND ACQUISITION	CONSTRUCTION	OTHER	TOTAL
PRIOR BDGTS					1,224,306	1,224,306
2021-2022						
2022-2023						
2023-2024						
2024-2025						
2025-2026						
BEYOND 2026						
<b>TOTAL COST</b>					1,224,306	1,224,306

**PROJECT SPECIFICATIONS**

**PROJECT DESCRIPTION:**  
 Various projects including HVAC renovations, Clear Story Window rework to mitigate leaks, service aprons, plaza exit ramp, technology upgrades, and addition of an elevator in Area J.

**PROJECT JUSTIFICATION:**  
 Improvements are needed to keep the Riverfront Center functioning as a modern meeting center.

**PROJECT PRIORITY:** B

**START DATE:** 2016      **EST TIME TO COMPLETE:** Ongoing

**OPERATING BUDGET EFFECT:**  
 NONE       X       N/A       SEE DETAIL

**SHEET A 2021-2022/2025-2026 CAPITAL IMPROVEMENTS PROGRAM**

<b>PROJECT TITLE:</b> Convention Hall Improvements	<b>PROJECT CATEGORY:</b> Public Enterprise
<b>PROJECT NUMBER:</b> 051601	<b>COUNCIL DISTRICT #</b> N/A
<b>DIVISION:</b> Public Works	<b>DEPARTMENT:</b> All

**PROJECT BUDGET**

**REVENUE BREAKDOWN**

REVENUE SOURCES					SALES TAX	TOTAL
PRIOR BDGTS					203,000	203,000
PRIOR EXP					121,408	121,408
BUDGET C/O					81,592	81,592
2021-2022						
2022-2023						
2023-2024						
2024-2025						
2025-2026						
BEYOND 2026						
<b>TOTAL COST</b>					203,000	203,000

**EXPENDITURE BREAKDOWN**

EXPENDITURE BREAKDOWN	ENGINEERING	TESTING	LAND ACQUISITION	CONSTRUCTION	OTHER	TOTAL
PRIOR BDGTS					203,000	203,000
2021-2022						
2022-2023						
2023-2024						
2024-2025						
2025-2026						
BEYOND 2026						
<b>TOTAL COST</b>					203,000	203,000

**PROJECT SPECIFICATIONS**

**PROJECT DESCRIPTION:**  
Technology upgrade and Kitchen Equipment replacement for Convention Hall.

---

**PROJECT JUSTIFICATION:**  
Audio/Visual technology and kitchen equipment in Convention Hall are obsolete, with most of the kitchen equipment being placed in service in 1963 .

---

**PROJECT PRIORITY:** B

**START DATE:** 2017      **EST TIME TO COMPLETE:** 2 Years

**OPERATING BUDGET EFFECT:**  
 NONE       X       N/A       SEE DETAIL

**SHEET A 2021-2022/2025-2026 CAPITAL IMPROVEMENTS PROGRAM**

<b>PROJECT TITLE:</b> Security Improvements	<b>PROJECT CATEGORY:</b> Public Enterprise
<b>PROJECT NUMBER:</b> 051702	<b>COUNCIL DISTRICT #</b> N/A
<b>DIVISION:</b> Public Works	<b>DEPARTMENT:</b> All

**PROJECT BUDGET**

**REVENUE BREAKDOWN**

REVENUE SOURCES					SALES TAX	TOTAL
PRIOR BDGTS					150,000	150,000
PRIOR EXP					101,575	101,575
BUDGET C/O					48,425	48,425
2021-2022					30,000	30,000
2022-2023					30,000	30,000
2023-2024					30,000	30,000
2024-2025					30,000	30,000
2025-2026					30,000	30,000
BEYOND 2026						0
<b>TOTAL COST</b>					300,000	300,000

**EXPENDITURE BREAKDOWN**

EXPENDITURE BREAKDOWN	ENGINEERING	TESTING	LAND ACQUISITION	CONSTRUCTION	OTHER	TOTAL
PRIOR BDGTS					150,000	150,000
2021-2022					30,000	30,000
2022-2023					30,000	30,000
2023-2024					30,000	30,000
2024-2025					30,000	30,000
2025-2026					30,000	30,000
BEYOND 2026						0
<b>TOTAL COST</b>					300,000	300,000

**PROJECT SPECIFICATIONS**

**PROJECT DESCRIPTION:**  
Centralization of security for City Facilities, including CCTB, Card Access and other measures.

---

**PROJECT JUSTIFICATION:**  
The City needs to secure its equipment and employees to better serve its citizens.

---

**PROJECT PRIORITY:** B

**START DATE:** 2018      **EST TIME TO COMPLETE:** Ongoing

**OPERATING BUDGET EFFECT:**  
 NONE       N/A       SEE DETAIL

**SHEET A 2021-2022/2025-2026 CAPITAL IMPROVEMENTS PROGRAM**

<b>PROJECT TITLE:</b> Public Safety Datacenter Renovation	<b>PROJECT CATEGORY:</b> Public Enterprise
<b>PROJECT NUMBER:</b> 051704	<b>COUNCIL DISTRICT #</b> N/A
<b>DIVISION:</b> Public Works	<b>DEPARTMENT:</b> All

**PROJECT BUDGET**

**REVENUE BREAKDOWN**

REVENUE SOURCES					SALES TAX	TOTAL
PRIOR BDGTS					375,000	375,000
PRIOR EXP					353,703	353,703
BUDGET C/O					21,297	21,297
2021-2022						
2022-2023						
2023-2024						
2024-2025						
2025-2026						
BEYOND 2026						
<b>TOTAL COST</b>					375,000	375,000

**EXPENDITURE BREAKDOWN**

EXPENDITURE BREAKDOWN	ENGINEERING	TESTING	LAND ACQUISITION	CONSTRUCTION	OTHER	TOTAL
PRIOR BDGTS					375,000	375,000
2021-2022						
2022-2023						
2023-2024						
2024-2025						
2025-2026						
BEYOND 2026						
<b>TOTAL COST</b>					375,000	375,000

**PROJECT SPECIFICATIONS**

**PROJECT DESCRIPTION:**  
Upgrade electrical service, backup power, fire suppression, and air conditioning. Remodel space and install raised floor tile.

**PROJECT JUSTIFICATION:**  
Modernization of the existing center.

**PROJECT PRIORITY:** B

**START DATE:** 2019      **EST TIME TO COMPLETE:** 6 months

**OPERATING BUDGET EFFECT:**  
 NONE       X       N/A       SEE DETAIL

**SHEET A 2021-2022/2025-2026 CAPITAL IMPROVEMENTS PROGRAM**

<b>PROJECT TITLE:</b> Riverfront Center Waterproofing	<b>PROJECT CATEGORY:</b> Public Enterprise
<b>PROJECT NUMBER:</b> 051801	<b>COUNCIL DISTRICT #</b> N/A
<b>DIVISION:</b> Public Works	<b>DEPARTMENT:</b> All

**PROJECT BUDGET**

**REVENUE BREAKDOWN**

REVENUE SOURCES					SALES TAX	TOTAL
PRIOR BDGTS					861,200	861,200
PRIOR EXP					59,422	59,422
BUDGET C/O					801,778	801,778
2021-2022						
2022-2023						
2023-2024						
2024-2025						
2025-2026						
BEYOND 2026						
<b>TOTAL COST</b>					861,200	861,200

**EXPENDITURE BREAKDOWN**

EXPENDITURE BREAKDOWN	ENGINEERING	TESTING	LAND ACQUISITION	CONSTRUCTION	OTHER	TOTAL
PRIOR BDGTS	67,600				793,600	861,200
2021-2022						
2022-2023						
2023-2024						
2024-2025						
2025-2026						
BEYOND 2026						
<b>TOTAL COST</b>	67,600	0	0	0	793,600	861,200

**PROJECT SPECIFICATIONS**

**PROJECT DESCRIPTION:**  
Repairs to protect the facility from water infiltration. This will include a recoat of the EIFS as well as detailed sealing around windows on the main level, checking of the flashing, and sealing. Damaged or missing flashing will be repaired or replaced, as well as cracked or deteriorated sealants.

**PROJECT JUSTIFICATION:**  
Facility was constructed in 1996. Periodic recoating of the EIFS is required to prevent water intrusion.

**PROJECT PRIORITY:** B

**START DATE:** 2019      **EST TIME TO COMPLETE:** 1 Year

**OPERATING BUDGET EFFECT:**  
 NONE       X       N/A       SEE DETAIL



2021-2022 CAPITAL IMPROVEMENT BUDGET

\*\*\*\*\*This Page Intentionally Left Blank\*\*\*\*\*

2021-2022/2025-2026 CAPITAL IMPROVEMENTS BUDGET

TABLE OF CONTENTS

DRAINAGE

			PAGE
250211	Acquisition-ROW/Servitudes	.....	46
250421	Residential Ditch Closure	.....	47
250512	Pump Station Repairs	.....	48
251003	Red River Levee Certification	.....	49
251105	Martin Park/Airview Terrace St & Drng	.....	50
251701	Woodale Outfall/ Railrd Ave Ph 4	.....	51
251801	Mall Ditch Improvements	.....	52
251802	Hwy 28 West Drainage Canal	.....	53
252101	Martin Park Outfall Improvements	.....	54

2021-2022

**COMBINED CAPITAL PROJECTS  
SOURCES OF FUNDING SUMMARY**

**DRAINAGE**

PROJECT IDENTIFICATION	SALES TAXES	AD VAL TAX- 14	AD VAL TAX- 18	FEDERAL FUNDS	STATE FUNDS	UTILITY FUND	OTHER	TOTALS
Residential Ditch Closure	375,000							375,000
Mail Ditch Improvements	250,000							250,000
Hwy 28 W Drainage Canal	300,000							300,000
Martin Park Outfall	315,000							315,000
Acadian Village Drainage			300,000					300,000
Deerfield Flood Protection			350,000					350,000
Willow Glen Drainage			350,000					350,000
<b>Total Drainage</b>	<b>1,240,000</b>	<b>0</b>	<b>1,000,000</b>	<b>0</b>	<b>0</b>	<b>0</b>	<b>0</b>	<b>2,240,000</b>

CITY OF ALEXANDRIA

2021-2022

**GENERAL CAPITAL PROJECTS  
FIVE YEAR CAPITAL PLAN**

**DRAINAGE**

PROJ #	PROJECT IDENTIFICATION	BUDGET C/O	FISCAL YEAR					TOTAL 5 YEAR	BEYOND 2026	TOTAL COST
			21-22	22-23	23-24	24-25	25-26			
250211	Acquisition-ROW/Services	256,665						0		256,665
250421	Residential Ditch Closure	847,684	375,000	375,000	375,000	375,000	375,000	1,875,000		2,722,684
250512	Pump Station Repairs	129,862						0		129,862
251003	Red River Levee Certification	80,284						0		80,284
251105	Martin Park/Anview Terrace St & Dmg	1,091,283						0		1,091,283
251701	Woodale Outfall/ Raind Ave Ph 4	86,443						0		86,443
251801	Mall Ditch Improvements	578,626	250,000					250,000		828,626
251802	Hey 28 West Drainage Canal	913,304	300,000					300,000		1,213,304
252101	Martin Park Outfall Improvements	200,000	315,000					315,000		515,000
252201	Acadian Village Drainage		300,000					300,000		300,000
252202	Deerfield Flood Protection		350,000					350,000		350,000
252203	Willow Glen Drainage		350,000					350,000		350,000
<b>Total Drainage</b>		<b>4,184,151</b>	<b>2,240,000</b>	<b>375,000</b>	<b>375,000</b>	<b>375,000</b>	<b>375,000</b>	<b>3,740,000</b>	<b>0</b>	<b>7,924,151</b>

\* Project Number to be Assigned  
 @ New or Revised Projects  
 Projects to be closed

**SHEET A 2021-2022/2025-2026 CAPITAL IMPROVEMENTS PROGRAM**

<b>PROJECT TITLE:</b> Right of Ways & Servitudes	<b>PROJECT CATEGORY:</b> Drainage
<b>PROJECT NUMBER:</b> 250211	<b>COUNCIL DISTRICT #</b> All
<b>DIVISION:</b> Public Works	<b>DEPARTMENT:</b> Engineering

**PROJECT BUDGET**

**REVENUE BREAKDOWN**

REVENUE SOURCES					SALES TAX	TOTAL
PRIOR BDGTS					670,000	670,000
PRIOR EXP					413,335	413,335
BUDGET C/O					256,665	256,665
2021-2022						
2022-2023						
2023-2024						
2024-2025						
2025-2026						
BEYOND 2026						
<b>TOTAL COST</b>					670,000	670,000

**EXPENDITURE BREAKDOWN**

EXPENDITURE BREAKDOWN	ENGINEERING	TESTING	LAND ACQUISITION	CONSTRUCTION	OTHER	TOTAL
PRIOR BDGTS			645,000		25,000	670,000
2021-2022						
2022-2023						
2023-2024						
2024-2025						
2025-2026						
BEYOND 2026						
<b>TOTAL COST</b>			645,000		25,000	670,000

**PROJECT SPECIFICATIONS**

**PROJECT DESCRIPTION:**  
To purchase right-of-ways or servitudes from property owners for the Street Department.

---

**PROJECT JUSTIFICATION:**  
Needed to maintain existing ditches in the City's corporate limits.

---

**PROJECT PRIORITY:** A

**START DATE:** Ongoing      **EST TIME TO COMPLETE:** Ongoing

**OPERATING BUDGET EFFECT:**  
 NONE       N/A       SEE DETAIL

**SHEET A 2021-2022/2025-2026 CAPITAL IMPROVEMENTS PROGRAM**

<b>PROJECT TITLE:</b> Residential Drainage Ditch Closure	<b>PROJECT CATEGORY:</b> Drainage
<b>PROJECT NUMBER:</b> 250421	<b>COUNCIL DISTRICT #</b> All
<b>DIVISION:</b> Public Works	<b>DEPARTMENT:</b> Engineering

**PROJECT BUDGET**

**REVENUE BREAKDOWN**

REVENUE SOURCES	SALES TAX	PROPERTY TAX 2018	PROPERTY TAX 2008	LIMITED TAX BONDS 2008	PROPERTY TAX 2003	TOTAL
PRIOR BDGTS	750,000	1,247,000	2,437,377	2,553,463	3,258,162	10,246,002
PRIOR EXP	321,072	969,013	2,296,608	2,553,463	3,258,162	9,398,318
BUDGET C/O	428,928	277,987	140,769	0	0	847,684
2021-2022	375,000					375,000
2022-2023	375,000					375,000
2023-2024	375,000					375,000
2024-2025	375,000					375,000
2025-2026	375,000					375,000
BEYOND 2026						
<b>TOTAL COST</b>	<b>2,625,000</b>	<b>1,247,000</b>	<b>2,437,377</b>	<b>2,553,463</b>	<b>3,258,162</b>	<b>12,121,002</b>

**EXPENDITURE BREAKDOWN**

EXPENDITURE BREAKDOWN	ENGINEERING	TESTING	LAND ACQUISITION	CONSTRUCTION	OTHER	TOTAL
PRIOR BDGTS	700,000			9,546,002		10,246,002
2021-2022	50,000			325,000		375,000
2022-2023	50,000			325,000		375,000
2023-2024	50,000			325,000		375,000
2024-2025	50,000			325,000		375,000
2025-2026	50,000			325,000		375,000
BEYOND 2026						
<b>TOTAL COST</b>	<b>950,000</b>			<b>11,171,002</b>		<b>12,121,002</b>

**PROJECT SPECIFICATIONS**

<b>PROJECT DESCRIPTION:</b>	
Closure of drainage ditches within residential areas.	
<b>PROJECT JUSTIFICATION:</b>	
Included as part of 2003 Property Tax Issue.	
<b>PROJECT PRIORITY:</b>	A
<b>START DATE:</b> Ongoing	<b>EST TIME TO COMPLETE:</b> Ongoing
<b>OPERATING BUDGET EFFECT:</b>	
X NONE	N/A
	SEE DETAIL

**SHEET A 2021-2022/2025-2026 CAPITAL IMPROVEMENTS PROGRAM**

<b>PROJECT TITLE:</b> Pump Station Repairs	<b>PROJECT CATEGORY:</b> Drainage
<b>PROJECT NUMBER:</b> 250512	<b>COUNCIL DISTRICT #</b> All
<b>DIVISION:</b> Public Works	<b>DEPARTMENT:</b> Engineering

**PROJECT BUDGET**

**REVENUE BREAKDOWN**

REVENUE SOURCES					SALES TAX	TOTAL
PRIOR BDGTS					185,000	185,000
PRIOR EXP					55,138	55,138
BUDGET C/O					129,862	129,862
2021-2022						
2022-2023						
2023-2024						
2024-2025						
2025-2026						
BEYOND 2026						
<b>TOTAL COST</b>					185,000	185,000

**EXPENDITURE BREAKDOWN**

EXPENDITURE BREAKDOWN	ENGINEERING	TESTING	LAND ACQUISITION	CONSTRUCTION	OTHER	TOTAL
PRIOR BDGTS				185,000		185,000
2021-2022						
2022-2023						
2023-2024						
2024-2025						
2025-2026						
BEYOND 2026						
<b>TOTAL COST</b>				185,000		185,000

**PROJECT SPECIFICATIONS**

**PROJECT DESCRIPTION:**  
Needed repairs to existing pump stations.

---

**PROJECT JUSTIFICATION:**  
The City has numerous pump stations and in lieu of having individual projects for making repairs to our pump stations this account is established.

---

**PROJECT PRIORITY:** A

**START DATE:** On Going      **EST TIME TO COMPLETE:** On Going

**OPERATING BUDGET EFFECT:**  
 X      NONE       N/A       SEE DETAIL

**SHEET A 2021-2022/2025-2026 CAPITAL IMPROVEMENTS PROGRAM**

<b>PROJECT TITLE:</b> Red River Levee Certification	<b>PROJECT CATEGORY:</b> Drainage
<b>PROJECT NUMBER:</b> 251003	<b>COUNCIL DISTRICT #</b> 2
<b>DIVISION:</b> Public Works	<b>DEPARTMENT:</b> Engineering

**PROJECT BUDGET**

**REVENUE BREAKDOWN**

REVENUE SOURCES					SALES TAX	TOTAL
PRIOR BDGTS					345,000	345,000
PRIOR EXP					264,716	264,716
BUDGET C/O					80,284	80,284
2021-2022						
2022-2023						
2023-2024						
2024-2025						
2025-2026						
BEYOND 2026						
<b>TOTAL COST</b>					345,000	345,000

**EXPENDITURE BREAKDOWN**

EXPENDITURE BREAKDOWN	ENGINEERING	TESTING	LAND ACQUISITION	CONSTRUCTION	OTHER	TOTAL
PRIOR BDGTS					345,000	345,000
2021-2022						
2022-2023						
2023-2024						
2024-2025						
2025-2026						
BEYOND 2026						
<b>TOTAL COST</b>					345,000	345,000

**PROJECT SPECIFICATIONS**

**PROJECT DESCRIPTION:**

Certification of Red River Levee in cooperation with the Red River, Atchafalaya, and Bayou Bouef Levee and Drainage District (RRABB).

**PROJECT JUSTIFICATION:**

Due to flood hazard remapping efforts by the Federal Emergency Management Agency (FEMA), the Red River Levee was not certified by the US Army Corps of Engineers and accredited by FEMA because of issues with sand boils in close proximity to the levee. As this de-accreditation would have a significant negative economic impact within the City and Parish, the City will enter into a cooperative endeavor agreement with RRABB to secure certification and accreditation.

**PROJECT PRIORITY:**

A

**START DATE:** N/A

**EST TIME TO COMPLETE:** N/A

**OPERATING BUDGET EFFECT:**

X NONE

N/A

SEE DETAIL

CITY OF ALEXANDRIA

**SHEET A 2021-2022/2025-2026 CAPITAL IMPROVEMENTS PROGRAM**

<b>PROJECT TITLE:</b> Martin Park/Airview Terrace Street & Drainage	<b>PROJECT CATEGORY:</b> Drainage
<b>PROJECT NUMBER:</b> 251105	<b>COUNCIL DISTRICT #</b> 2
<b>DIVISION:</b> Public Works	<b>DEPARTMENT:</b> Engineering

**PROJECT BUDGET**

**REVENUE BREAKDOWN**

REVENUE SOURCES				SALES TAX	PROPERTY TAX 2008	TOTAL
PRIOR BDGTS				658,154	591,228	1,249,382
PRIOR EXP					158,099	158,099
BUDGET C/O				658,154	433,129	1,091,283
2021-2022						
2022-2023						
2023-2024						
2024-2025						
2025-2026						
BEYOND 2026						
<b>TOTAL COST</b>				658,154		1,249,382

**EXPENDITURE BREAKDOWN**

EXPENDITURE BREAKDOWN	ENGINEERING	TESTING	LAND ACQUISITION	CONSTRUCTION	OTHER	TOTAL
PRIOR BDGTS				1,249,382		1,249,382
2021-2022						
2022-2023						
2023-2024						
2024-2025						
2025-2026						
BEYOND 2026						
<b>TOTAL COST</b>				1,249,382		1,249,382

**PROJECT SPECIFICATIONS**

**PROJECT DESCRIPTION:**  
Provide relief structures through existing at rear of Martin Park Subdivision, and replacement of deteriorated corrugated metal pipe within drainage easement between Martin Park and Airview Terrace subdivisions.

**PROJECT JUSTIFICATION:**  
Help prevent home flooding in the area of Spencer Street.

**PROJECT PRIORITY:** A

**START DATE:** 2019      **EST TIME TO COMPLETE:** 2 Years

**OPERATING BUDGET EFFECT:**  
 NONE       N/A       SEE DETAIL

**SHEET A 2021-2022/2025-2026 CAPITAL IMPROVEMENTS PROGRAM**

<b>PROJECT TITLE:</b> Woodale Outfall/ Railrd Ave Ph 4	<b>PROJECT CATEGORY:</b> Drainage
<b>PROJECT NUMBER:</b> 251701	<b>COUNCIL DISTRICT #</b> 1
<b>DIVISION:</b> Public Works	<b>DEPARTMENT:</b> Engineering

**PROJECT BUDGET**

**REVENUE BREAKDOWN**

REVENUE SOURCES				SALES TAX	PROPERTY TAX 2008	TOTAL
PRIOR BDGTS				75,000	1,365,000	1,440,000
PRIOR EXP				61,515	1,292,042	1,353,557
BUDGET C/O				13,485	72,958	86,443
2021-2022						
2022-2023						
2023-2024						
2024-2025						
2025-2026						
BEYOND 2026						
<b>TOTAL COST</b>					1,365,000	1,440,000

**EXPENDITURE BREAKDOWN**

EXPENDITURE BREAKDOWN	ENGINEERING	TESTING	LAND ACQUISITION	CONSTRUCTION	OTHER	TOTAL
PRIOR BDGTS					1,440,000	1,440,000
2021-2022						
2022-2023						
2023-2024						
2024-2025						
2025-2026						
BEYOND 2026						
<b>TOTAL COST</b>					1,440,000	1,440,000

**PROJECT SPECIFICATIONS**

**PROJECT DESCRIPTION:**

Final phase to provide outfall for Woodale Drainage Improvements constructed in 2007. This will consist of installation of a double line of reinforced concrete box culverts at the end of the Sycamore Grove Subdivision parallel with the Union Pacific Railroad.

**PROJECT JUSTIFICATION:**

This will provide the hydraulic and hydrologic relief to the residential and commercial developments along Enterprise Road and the North Bolton (LA 1) corridors comprising 175 acres.

**PROJECT PRIORITY:**

A

**START DATE:** 2018

**EST TIME TO COMPLETE:** 2 Years

**OPERATING BUDGET EFFECT:**

X

NONE

N/A

SEE DETAIL

CITY OF ALEXANDRIA

**SHEET A 2021-2022/2025-2026 CAPITAL IMPROVEMENTS PROGRAM**

<b>PROJECT TITLE:</b> Mall Ditch Improvements		<b>PROJECT CATEGORY:</b> Drainage	
<b>PROJECT NUMBER:</b> 251801		<b>COUNCIL DISTRICT #</b> 4	
<b>DIVISION:</b> Public Works		<b>DEPARTMENT:</b> Engineering	

**PROJECT BUDGET**

**REVENUE BREAKDOWN**

REVENUE SOURCES					SALES TAX	TOTAL
PRIOR BDGTS					1,575,000	1,575,000
PRIOR EXP					996,374	996,374
BUDGET C/O					578,626	578,626
2021-2022					250,000	250,000
2022-2023						
2023-2024						
2024-2025						
2025-2026						
BEYOND 2026						
<b>TOTAL COST</b>					1,825,000	1,825,000

**EXPENDITURE BREAKDOWN**

EXPENDITURE BREAKDOWN	ENGINEERING	TESTING	LAND ACQUISITION	CONSTRUCTION	OTHER	TOTAL
PRIOR BDGTS				1,575,000		1,575,000
2021-2022				250,000		250,000
2022-2023						
2023-2024						
2024-2025						
2025-2026						
BEYOND 2026						
<b>TOTAL COST</b>				1,825,000		1,825,000

**PROJECT SPECIFICATIONS**

**PROJECT DESCRIPTION:**  
Construct concrete-lined vertical wall ditch to replace existing earthen ditch that is undergoing severe erosion.

---

**PROJECT JUSTIFICATION:**  
This will eliminate the existing unsightly and labor intensive open channel. Continued erosion of the slope will have negative impacts on the adjoining property owners with loss of improvements and property.

---

**PROJECT PRIORITY:** A

**START DATE:** 2021      **EST TIME TO COMPLETE:** 2 Years

**OPERATING BUDGET EFFECT:**  
 NONE       N/A       SEE DETAIL

**SHEET A 2021-2022/2025-2026 CAPITAL IMPROVEMENTS PROGRAM**

<b>PROJECT TITLE:</b> Hwy 28 West Drainage Canal	<b>PROJECT CATEGORY:</b> Drainage
<b>PROJECT NUMBER:</b> 251802	<b>COUNCIL DISTRICT #</b> 1,5
<b>DIVISION:</b> Public Works	<b>DEPARTMENT:</b> Engineering

**PROJECT BUDGET**

**REVENUE BREAKDOWN**

REVENUE SOURCES					SALES TAX	TOTAL
PRIOR BDGTS					925,000	925,000
PRIOR EXP					11,696	11,696
BUDGET C/O					913,304	913,304
2021-2022					300,000	300,000
2022-2023						
2023-2024						
2024-2025						
2025-2026						
BEYOND 2026						
<b>TOTAL COST</b>					1,225,000	1,225,000

**EXPENDITURE BREAKDOWN**

EXPENDITURE BREAKDOWN	ENGINEERING	TESTING	LAND ACQUISITION	CONSTRUCTION	OTHER	TOTAL
PRIOR BDGTS				925,000		925,000
2021-2022				300,000		300,000
2022-2023						
2023-2024						
2024-2025						
2025-2026						
BEYOND 2026						
<b>TOTAL COST</b>				1,225,000		1,225,000

**PROJECT SPECIFICATIONS**

**PROJECT DESCRIPTION:**  
Construction of an earthen ditch approximately 8,000 feet long, varying in width from 8' to 20' and in depth from 6' to 14'. It will proceed from The Meadows to the Diversion Canal.

**PROJECT JUSTIFICATION:**  
This will provide outfall for the development of roughly 330 acres for residential and commercial use.

**PROJECT PRIORITY:** A

**START DATE:** 2021      **EST TIME TO COMPLETE:** 2 Years

**OPERATING BUDGET EFFECT:**  
 NONE       N/A       SEE DETAIL

**SHEET A 2021-2022/2025-2026 CAPITAL IMPROVEMENTS PROGRAM**

<b>PROJECT TITLE:</b> Martin Park Outfall Improvements		<b>PROJECT CATEGORY:</b> Drainage	
<b>PROJECT NUMBER:</b> 252101		<b>COUNCIL DISTRICT #</b> 1.5	
<b>DIVISION:</b> Public Works		<b>DEPARTMENT:</b> Engineering	

**PROJECT BUDGET**

**REVENUE BREAKDOWN**

REVENUE SOURCES					SALES TAX	TOTAL
PRIOR BDGTS					200,000	200,000
PRIOR EXP						
BUDGET C/O					200,000	200,000
2021-2022					315,000	315,000
2022-2023						
2023-2024						
2024-2025						
2025-2026						
BEYOND 2026						
<b>TOTAL COST</b>					315,000	515,000

**EXPENDITURE BREAKDOWN**

EXPENDITURE BREAKDOWN	ENGINEERING	TESTING	LAND ACQUISITION	CONSTRUCTION	OTHER	TOTAL
PRIOR BDGTS				200,000		200,000
2021-2022				315,000		315,000
2022-2023						
2023-2024						
2024-2025						
2025-2026						
BEYOND 2026						
<b>TOTAL COST</b>				515,000		515,000

**PROJECT SPECIFICATIONS**

**PROJECT DESCRIPTION:**  
Construction of a gravity-flow, back-water flood control structure.

**PROJECT JUSTIFICATION:**  
With current configuration, all runoff from the watershed must be pumped out of the subdivision. This structure will allow for gravity flow of runoff out of the system until backwater necessitates the use of pumps.

**PROJECT PRIORITY:** A

**START DATE:** 2022      **EST TIME TO COMPLETE:** 1 Year

**OPERATING BUDGET EFFECT:**  
 X      NONE       N/A       SEE DETAIL

**SHEET A 2021-2022/2025-2026 CAPITAL IMPROVEMENTS PROGRAM**

<b>PROJECT TITLE:</b> Acadian Village Drainage		<b>PROJECT CATEGORY:</b> Drainage	
<b>PROJECT NUMBER:</b> 252201		<b>COUNCIL DISTRICT #</b> 1,5	
<b>DIVISION:</b> Public Works		<b>DEPARTMENT:</b> Engineering	

**PROJECT BUDGET**

**REVENUE BREAKDOWN**

REVENUE SOURCES					PROPERTY TAX 2018	TOTAL
PRIOR BDGTS						
PRIOR EXP						
BUDGET C/O					0	0
2021-2022					300,000	300,000
2022-2023						
2023-2024						
2024-2025						
2025-2026						
BEYOND 2026						
<b>TOTAL COST</b>					300,000	300,000

**EXPENDITURE BREAKDOWN**

EXPENDITURE BREAKDOWN	ENGINEERING	TESTING	LAND ACQUISITION	CONSTRUCTION	OTHER	TOTAL
PRIOR BDGTS						
2021-2022					300,000	300,000
2022-2023						
2023-2024						
2024-2025						
2025-2026						
BEYOND 2026						
<b>TOTAL COST</b>				0	300,000	300,000

**PROJECT SPECIFICATIONS**

<b>PROJECT DESCRIPTION:</b>          	
<b>PROJECT JUSTIFICATION:</b>          	
<b>PROJECT PRIORITY:</b>	A
<b>START DATE:</b> 2023	<b>EST TIME TO COMPLETE:</b> 1 Year
<b>OPERATING BUDGET EFFECT:</b>	
X NONE	N/A
SEE DETAIL	

**SHEET A 2021-2022/2025-2026 CAPITAL IMPROVEMENTS PROGRAM**

<b>PROJECT TITLE:</b> Deerfield Flood Protection	<b>PROJECT CATEGORY:</b> Drainage
<b>PROJECT NUMBER:</b> 252202	<b>COUNCIL DISTRICT #</b> 1,5
<b>DIVISION:</b> Public Works	<b>DEPARTMENT:</b> Engineering

**PROJECT BUDGET**

**REVENUE BREAKDOWN**

REVENUE SOURCES					PROPERTY TAX 2018	TOTAL
PRIOR BDGTS						
PRIOR EXP						
BUDGET C/O					0	0
2021-2022					350,000	350,000
2022-2023						
2023-2024						
2024-2025						
2025-2026						
BEYOND 2026						
<b>TOTAL COST</b>					350,000	350,000

**EXPENDITURE BREAKDOWN**

EXPENDITURE BREAKDOWN	ENGINEERING	TESTING	LAND ACQUISITION	CONSTRUCTION	OTHER	TOTAL
PRIOR BDGTS						
2021-2022					350,000	350,000
2022-2023						
2023-2024						
2024-2025						
2025-2026						
BEYOND 2026						
<b>TOTAL COST</b>				0	350,000	350,000

**PROJECT SPECIFICATIONS**

<b>PROJECT DESCRIPTION:</b> Construction of a gravity-flow, back-water flood control structure.	
<b>PROJECT JUSTIFICATION:</b> With current configuration, all runoff from the watershed must be pumped out of the subdivision. This structure will allow for gravity flow of runoff out of the system until backwater necessitates the use of pumps.	
<b>PROJECT PRIORITY:</b>	A
<b>START DATE:</b> 2022	<b>EST TIME TO COMPLETE:</b> 1 Year
<b>OPERATING BUDGET EFFECT:</b>	
X NONE	N/A SEE DETAIL

**SHEET A 2021-2022/2025-2026 CAPITAL IMPROVEMENTS PROGRAM**

<b>PROJECT TITLE:</b> Willow Glen Drainage		<b>PROJECT CATEGORY:</b> Drainage	
<b>PROJECT NUMBER:</b> 252203		<b>COUNCIL DISTRICT #</b> 1,5	
<b>DIVISION:</b> Public Works		<b>DEPARTMENT:</b> Engineering	

**PROJECT BUDGET**

**REVENUE BREAKDOWN**

REVENUE SOURCES					PROPERTY TAX 2018	TOTAL
PRIOR BDGTS						
PRIOR EXP						
BUDGET C/O					0	0
2021-2022					350,000	350,000
2022-2023						
2023-2024						
2024-2025						
2025-2026						
BEYOND 2026						
<b>TOTAL COST</b>					350,000	350,000

**EXPENDITURE BREAKDOWN**

EXPENDITURE BREAKDOWN	ENGINEERING	TESTING	LAND ACQUISITION	CONSTRUCTION	OTHER	TOTAL
PRIOR BDGTS						
2021-2022					350,000	350,000
2022-2023						
2023-2024						
2024-2025						
2025-2026						
BEYOND 2026						
<b>TOTAL COST</b>				0	350,000	350,000

**PROJECT SPECIFICATIONS**

<b>PROJECT DESCRIPTION:</b> Construction of a gravity-flow, back-water flood control structure.	
<b>PROJECT JUSTIFICATION:</b> With current configuration, all runoff from the watershed must be pumped out of the subdivision. This structure will allow for gravity flow of runoff out of the system until backwater necessitates the use of pumps.	
<b>PROJECT PRIORITY:</b>	A
<b>START DATE:</b> 2022	<b>EST TIME TO COMPLETE:</b> 1 Year
<b>OPERATING BUDGET EFFECT:</b>	
X NONE	N/A
	SEE DETAIL

2021-2022 CAPITAL IMPROVEMENT BUDGET

\*\*\*\*\*This Page Intentionally Left Blank\*\*\*\*\*

2021-2022/2025-2026 CAPITAL IMPROVEMENTS BUDGET

TABLE OF CONTENTS

STREETS

			PAGE
268823	Street, Drainage, Sidewalk Repairs	.....	58
269007	Sugarhouse Road - Phase 1	.....	59
269801	Jackson St at Horseshoe Drive	.....	60
260507	Aerial Photography	.....	61
260604	North Mall-North to Sterkx	.....	62
260608	Land Acquisitions	.....	63
261002	Traffic Signals Renovations	.....	64
261203	Masonic Corridor Ph 2	.....	65
261302	Directional Signage & Striping	.....	66
261603	Industrial Park Road Reconstruction	.....	67
261702	Horseshoe Drive Improvements	.....	68
261801	N. 16th Street Bridge Replacement	.....	69
262001	England Drive Sidewalks	.....	70
262002	Third Street/Rapides Ave Reconstruction	.....	71
262003	Zoo Parking Lot Resurfacing	.....	72
262004	Street Surface Assessment	.....	73



2021-2022

**GENERAL CAPITAL PROJECTS  
FIVE YEAR CAPITAL PLAN**

**STREETS**

PROJ #	PROJECT IDENTIFICATION	BUDGET C/O	FISCAL YEAR					TOTAL 5 YEAR	BEYOND 2026	TOTAL COST
			21-22	22-23	23-24	24-25	25-26			
268823	Street, Drainage, Sidewalk Repairs	954,932	250,000	500,000	500,000	500,000	500,000	2,250,000		3,204,932
269007	Sugarhouse Road - Phase 1	9,059,893						0	3,500,000	12,559,893
269801	Jackson St at Horseshoe Drive	758,116						0		758,116
260507	Aerial Photography	92,134	15,000	15,000	15,000	15,000	15,000	75,000		167,134
260604	North Mall-North to Steris	262,992						0	3,000,000	3,262,992
260606	Land Acquisitions	175,559	50,000	50,000		50,000		150,000		325,559
261002	Traffic Signals Renovations	219,404	25,000	25,000	25,000	25,000	25,000	125,000		344,404
261203	Masonic Corridor Ph 2	1,485,397						0		1,485,397
261302	Directional Signage & Striping	350,951	100,000	100,000	100,000	100,000	100,000	500,000		850,951
261603	Industrial Park Road Reconstruction	720,400						0		720,400
261702	Horseshoe Drive Improvements	332,706						0		332,706
261801	N. 16th Street Bridge Replacement	1,471,175						0		1,471,175
262001	England Drive Sidewalks	262,500						0		262,500
262002	Third Street/Rapides Ave Reconstructi	130,383						0		130,383
262003	Zoo Parking Lot Resurfacing	7,195						0		7,195
262004	Street Surface Assessment	602			25,000			25,000		25,602
<b>Total Streets</b>		<b>18,264,339</b>	<b>440,000</b>	<b>890,000</b>	<b>865,000</b>	<b>890,000</b>	<b>640,000</b>	<b>3,125,000</b>	<b>6,500,000</b>	<b>25,909,339</b>

- \* Project Number to be Assigned
- ⊕ New or Revised Projects
- Projects to be closed

**SHEET A 2021-2022/2025-2026 CAPITAL IMPROVEMENTS PROGRAM**

<b>PROJECT TITLE:</b> Street, Drainage, Sidewalk & Other Improvements	<b>PROJECT CATEGORY:</b> Streets
<b>PROJECT NUMBER:</b> 268823	<b>COUNCIL DISTRICT #</b> All
<b>DIVISION:</b> Public Works	<b>DEPARTMENT:</b> Engineering

**PROJECT BUDGET**

**REVENUE BREAKDOWN**

REVENUE SOURCES	PROPERTY TAX - 2018	SALES TAX BONDS 2008	PROPERTY TAX - 2008	SALES TAX	SALES TAX BONDS	TOTAL
PRIOR BDGTS	2,119,000	1,334,273	724,400	7,055,372	469,245	11,702,290
PRIOR EXP	1,726,323	1,334,273	694,951	6,522,568	469,245	10,747,358
BUDGET C/O	392,677	0	29,449	532,806	0	954,932
2021-2022				250,000		250,000
2022-2023				500,000		500,000
2023-2024				500,000		500,000
2024-2025				500,000		500,000
2025-2026				500,000		500,000
BEYOND 2026						
<b>TOTAL COST</b>				9,305,372	0	13,952,290

**EXPENDITURE BREAKDOWN**

EXPENDITURE BREAKDOWN	ENGINEERING	TESTING	LAND ACQUISITION	CONSTRUCTION	OTHER	TOTAL
PRIOR BDGTS	183,000	27,500		11,455,790	36,000	11,702,290
2021-2022				250,000		250,000
2022-2023				500,000		500,000
2023-2024				500,000		500,000
2024-2025				500,000		500,000
2025-2026				500,000		500,000
BEYOND 2026						
<b>TOTAL COST</b>	183,000	27,500	0	13,705,790	36,000	13,952,290

**PROJECT SPECIFICATIONS**

**PROJECT DESCRIPTION:**  
Repairs to street, drainage and sidewalk infrastructure which have failed and need to be repaired.

**PROJECT JUSTIFICATION:**  
To alleviate deteriorated street conditions.

**PROJECT PRIORITY:** A

**START DATE:** On Going      **EST TIME TO COMPLETE:** As Needed

**OPERATING BUDGET EFFECT:**  
 NONE       N/A       SEE DETAIL

**SHEET A 2021-2022/2025-2026 CAPITAL IMPROVEMENTS PROGRAM**

<b>PROJECT TITLE:</b> Sugarhouse Road Phase 1	<b>PROJECT CATEGORY:</b> Streets
<b>PROJECT NUMBER:</b> 269007	<b>COUNCIL DISTRICT #</b> 3
<b>DIVISION:</b> Public Works	<b>DEPARTMENT:</b> Engineering

**PROJECT BUDGET**

**REVENUE BREAKDOWN**

REVENUE SOURCES	SALES TAX	STATE FUNDS	PROPERTY TAX 2008	UTILITY FUNDS	SALES TAX BONDS 2008	TOTAL
PRIOR BDGTS	2,603,056	7,200,000	1,488,891	953,713	1,569,376	13,815,036
PRIOR EXP	981,440		1,488,891	715,436	1,569,376	4,755,143
BUDGET C/O	1,621,616	7,200,000	0	238,277	0	9,059,893
2021-2022						
2022-2023						
2023-2024						
2024-2025						
2025-2026						
BEYOND 2026	700,000	2,800,000				3,500,000
<b>TOTAL COST</b>	<b>3,303,056</b>	<b>10,000,000</b>	<b>1,488,891</b>	<b>953,713</b>	<b>1,569,376</b>	<b>17,315,036</b>

**EXPENDITURE BREAKDOWN**

EXPENDITURE BREAKDOWN	ENGINEERING	TESTING	LAND ACQUISITION	CONSTRUCTION	OTHER	TOTAL
PRIOR BDGTS	457,903	7,863	624,796	12,625,710	98,764	13,815,036
2021-2022						
2022-2023						
2023-2024						
2024-2025						
2025-2026						
BEYOND 2026				3,500,000		3,500,000
<b>TOTAL COST</b>	<b>457,903</b>	<b>7,863</b>	<b>624,796</b>	<b>16,125,710</b>	<b>98,764</b>	<b>17,315,036</b>

**PROJECT SPECIFICATIONS**

**PROJECT DESCRIPTION:**  
Construct two traffic lanes measuring 12' wide with 10' and 8' shoulders along with necessary street and drainage appurtenances from the relocation of New York Ave. (La. 1208-1) along Sugarhouse Road towards Bayou Hynson approximately 1100 linear feet past Lincoln Road.

**PROJECT JUSTIFICATION:**  
Drainage improvements are needed to accommodate the required drainage for the relocation of New York Ave. (La. 1208-1) since our existing drainage facilities will be unable to handle the increased design flow from La 1208-1 to Bayou Hynson. The Master Street Plan indicates a proposed street improvement connecting MacArthur Drive To La. Highway 1. By implementing the Master Street Plan we will not only construct a proposed street improvement but also construct drainage improvements which are shown on the Master Drainage Plan.

**PROJECT PRIORITY:** A  
**START DATE:** 2022      **EST TIME TO COMPLETE:** 2 Years  
**OPERATING BUDGET EFFECT:**  
 X      NONE       N/A       SEE DETAIL

**SHEET A 2021-2022/2025-2026 CAPITAL IMPROVEMENTS PROGRAM**

<b>PROJECT TITLE:</b> Jackson Street at Horseshoe Drive	<b>PROJECT CATEGORY:</b> Streets
<b>PROJECT NUMBER:</b> 269801	<b>COUNCIL DISTRICT #</b> 4 & 5
<b>DIVISION:</b> Public Works	<b>DEPARTMENT:</b> Engineering

**PROJECT BUDGET**

**REVENUE BREAKDOWN**

REVENUE SOURCES	UTILITY FUNDS	SALES TAX	FEDERAL FUNDS	TOTAL
PRIOR BDGTS	330,000	727,000	890,000	1,947,000
PRIOR EXP	50,444	689,181	449,259	1,188,884
BUDGET C/O	330,000	727,000	440,741	758,116
2021-2022				
2022-2023				
2023-2024				
2024-2025				
2025-2026				
BEYOND 2026				
<b>TOTAL COST</b>	330,000	204,500		1,947,000

**EXPENDITURE BREAKDOWN**

EXPENDITURE BREAKDOWN	ENGINEERING	TESTING	LAND ACQUISITION	CONSTRUCTION	OTHER	TOTAL
PRIOR BDGTS	126,000	3,500	180,500	1,622,000	15,000	1,947,000
2021-2022						
2022-2023						
2023-2024						
2024-2025						
2025-2026						
BEYOND 2026						
<b>TOTAL COST</b>	126,000	3,500	180,500	1,622,000	15,000	1,947,000

**PROJECT SPECIFICATIONS**

**PROJECT DESCRIPTION:**  
Installation of 8" concrete pavement with curb, reinforce concrete pipe, catch basins, traffic control devices and all required street and drainage appurtenances at the intersection of Jackson Street and Horseshoe Drive.

**PROJECT JUSTIFICATION:**  
Reconstruct the intersection of Jackson Street and Horseshoe Drive due to increase traffic flow. Horseshoe Drive to be widen from two lanes to three lanes, Twin Bridges Road from two lanes to three lanes, Jackson Street from four lanes to five lanes and Lodi Road from two lanes to four lanes.

**PROJECT PRIORITY:** A  
**START DATE:** 2022      **EST TIME TO COMPLETE:** 2 Years  
**OPERATING BUDGET EFFECT:**  
 NONE       N/A       SEE DETAIL

**SHEET A 2021-2022/2025-2026 CAPITAL IMPROVEMENTS PROGRAM**

<b>PROJECT TITLE:</b> Aerial Photography	<b>PROJECT CATEGORY:</b> Streets
<b>PROJECT NUMBER:</b> 260507	<b>COUNCIL DISTRICT #</b> All
<b>DIVISION:</b> Public Works	<b>DEPARTMENT:</b> Engineering

**PROJECT BUDGET**

**REVENUE BREAKDOWN**

REVENUE SOURCES					SALES TAX	TOTAL
PRIOR BDGTS					365,000	365,000
PRIOR EXP					272,866	272,866
BUDGET C/O					92,134	92,134
2021-2022					15,000	15,000
2022-2023					15,000	15,000
2023-2024					15,000	15,000
2024-2025					15,000	15,000
2025-2026					15,000	15,000
BEYOND 2026						
<b>TOTAL COST</b>					440,000	440,000

**EXPENDITURE BREAKDOWN**

EXPENDITURE BREAKDOWN	ENGINEERING	TESTING	LAND ACQUISITION	CONSTRUCTION	OTHER	TOTAL
PRIOR BDGTS					365,000	365,000
2021-2022					15,000	15,000
2022-2023					15,000	15,000
2023-2024					15,000	15,000
2024-2025					15,000	15,000
2025-2026					15,000	15,000
BEYOND 2026						
<b>TOTAL COST</b>					440,000	440,000

**PROJECT SPECIFICATIONS**

**PROJECT DESCRIPTION:**

Aerial photos of the City in computer files.

---

**PROJECT JUSTIFICATION:**

The City is involved with numerous Capital Projects. The use of current aerial photos, in computer files, assist the City in determining the scope of proposed projects and a visual map that provides the concept of the proposed improvements before the project is actually designed.

---

**PROJECT PRIORITY:** A

**START DATE:** On Going      **EST TIME TO COMPLETE:** On Going

**OPERATING BUDGET EFFECT:**

X      NONE      N/A      SEE DETAIL

**SHEET A 2021-2022/2025-2026 CAPITAL IMPROVEMENTS PROGRAM**

<b>PROJECT TITLE:</b> North Mall - North Boulevard to Sterkx Road	<b>PROJECT CATEGORY:</b> Streets
<b>PROJECT NUMBER:</b> 260604	<b>COUNCIL DISTRICT #</b> 4
<b>DIVISION:</b> Public Works	<b>DEPARTMENT:</b> Engineering

**PROJECT BUDGET**

**REVENUE BREAKDOWN**

REVENUE SOURCES	PROPERTY TAX 2008	SALES TAX BONDS 2008	UTILITY FUNDS	SALES TAX	SALES TAX BONDS 2004	TOTAL
PRIOR BDGTS	137,760	12,240		457,132	2,868	610,000
PRIOR EXP		12,240		331,900	2,868	347,008
BUDGET C/O	137,760	0		125,232	0	262,992
2021-2022						
2022-2023						
2023-2024						
2024-2025						
2025-2026						
BEYOND 2026	3,000,000					3,000,000
<b>TOTAL COST</b>	<b>3,137,760</b>	<b>12,240</b>		<b>457,132</b>	<b>2,868</b>	<b>3,610,000</b>

**EXPENDITURE BREAKDOWN**

EXPENDITURE BREAKDOWN	ENGINEERING	TESTING	LAND ACQUISITION	CONSTRUCTION	OTHER	TOTAL
PRIOR BDGTS	385,000		225,000			610,000
2021-2022						
2022-2023						
2023-2024						
2024-2025						
2025-2026						
BEYOND 2026				3,000,000		3,000,000
<b>TOTAL COST</b>	<b>385,000</b>		<b>225,000</b>	<b>3,000,000</b>		<b>3,610,000</b>

**PROJECT SPECIFICATIONS**

**PROJECT DESCRIPTION:**  
Widen North Mall Drive from Sterkx Road to North Boulevard by adding additional travel lanes and improved radii.

**PROJECT JUSTIFICATION:**  
The traffic from I-49 to the mall and area businesses has increased. North Mall from Lee Street to Sterkx Road is under construction to widen to improve the flow of traffic.

**PROJECT PRIORITY:** A

**START DATE:** N/A      **EST TIME TO COMPLETE:** 1 Year

**OPERATING BUDGET EFFECT:**  
 NONE       N/A       SEE DETAIL

**SHEET A 2021-2022/2025-2026 CAPITAL IMPROVEMENTS PROGRAM**

<b>PROJECT TITLE:</b> Land Acquisitions	<b>PROJECT CATEGORY:</b> Streets
<b>PROJECT NUMBER:</b> 260608	<b>COUNCIL DISTRICT #</b> 5
<b>DIVISION:</b> Public Works	<b>DEPARTMENT:</b> Engineering

**PROJECT BUDGET**

**REVENUE BREAKDOWN**

REVENUE SOURCES					SALES TAX	TOTAL
PRIOR BDGTS					1,164,000	1,164,000
PRIOR EXP					988,441	988,441
BUDGET C/O					175,559	175,559
2021-2022					50,000	50,000
2022-2023					50,000	50,000
2023-2024						
2024-2025					50,000	50,000
2025-2026						
BEYOND 2026						
<b>TOTAL COST</b>					<b>1,314,000</b>	<b>1,314,000</b>

**EXPENDITURE BREAKDOWN**

EXPENDITURE BREAKDOWN	ENGINEERING	TESTING	LAND ACQUISITION	CONSTRUCTION	OTHER	TOTAL
PRIOR BDGTS			1,164,000			1,164,000
2021-2022			50,000			50,000
2022-2023			50,000			50,000
2023-2024						
2024-2025			50,000			50,000
2025-2026						
BEYOND 2026						
<b>TOTAL COST</b>			<b>1,314,000</b>			<b>1,314,000</b>

**PROJECT SPECIFICATIONS**

**PROJECT DESCRIPTION:**  
Purchase right-of-way for various City projects.

**PROJECT JUSTIFICATION:**  
With construction of new projects and improvements to existing infrastructure, these funds can be readily accessible to aid in speeding the design and construction of these improvements.

**PROJECT PRIORITY:** A

**START DATE:** Ongoing      **EST TIME TO COMPLETE:** Ongoing

**OPERATING BUDGET EFFECT:**  
 NONE       N/A       SEE DETAIL

**SHEET A 2021-2022/2025-2026 CAPITAL IMPROVEMENTS PROGRAM**

<b>PROJECT TITLE:</b> Traffic Signal Renovations	<b>PROJECT CATEGORY:</b> Streets
<b>PROJECT NUMBER:</b> 261002	<b>COUNCIL DISTRICT #</b> 5
<b>DIVISION:</b> Public Works	<b>DEPARTMENT:</b> Engineering

**PROJECT BUDGET**

**REVENUE BREAKDOWN**

REVENUE SOURCES					SALES TAX	TOTAL
PRIOR BDGTS					701,700	701,700
PRIOR EXP					482,296	482,296
BUDGET C/O					219,404	219,404
2021-2022					25,000	25,000
2022-2023					25,000	25,000
2023-2024					25,000	25,000
2024-2025					25,000	25,000
2025-2026					25,000	25,000
BEYOND 2026						
<b>TOTAL COST</b>					<b>826,700</b>	<b>826,700</b>

**EXPENDITURE BREAKDOWN**

EXPENDITURE BREAKDOWN	ENGINEERING	TESTING	LAND ACQUISITION	CONSTRUCTION	OTHER	TOTAL
PRIOR BDGTS					701,700	701,700
2021-2022					25,000	25,000
2022-2023					25,000	25,000
2023-2024					25,000	25,000
2024-2025					25,000	25,000
2025-2026					25,000	25,000
BEYOND 2026						
<b>TOTAL COST</b>					<b>826,700</b>	<b>826,700</b>

**PROJECT SPECIFICATIONS**

**PROJECT DESCRIPTION:**  
Renovate traffic signals with controllers, LEDs, cameras, and other related traffic control devices.

**PROJECT JUSTIFICATION:**  
Many of existing signal controllers are in need of updating. The LED retrofit will save on maintenance labor as well as energy use. The cameras replace troublesome ground loops as traffic detectors.

**PROJECT PRIORITY:** A

**START DATE:** Ongoing      **EST TIME TO COMPLETE:** Ongoing

**OPERATING BUDGET EFFECT:**  
 NONE       N/A       SEE DETAIL

**SHEET A 2021-2022/2025-2026 CAPITAL IMPROVEMENTS PROGRAM**

<b>PROJECT TITLE:</b> Masonic Drive Corridor Improvements Ph 2	<b>PROJECT CATEGORY:</b> Streets
<b>PROJECT NUMBER:</b> 281203	<b>COUNCIL DISTRICT #</b> 4
<b>DIVISION:</b> Public Works	<b>DEPARTMENT:</b> Engineering

**PROJECT BUDGET**

**REVENUE BREAKDOWN**

REVENUE SOURCES	STATE FUNDS	SALES TAX BONDS 2008	SALES TAX	TOTAL
PRIOR BDGTS	1,796,600	9,000	481,000	2,286,600
PRIOR EXP	515,639	9,000	276,564	801,203
BUDGET C/O	1,280,951	0	204,436	1,485,397
2021-2022				
2022-2023				
2023-2024				
2024-2025				
2025-2026				
BEYOND 2026				
<b>TOTAL COST</b>	1,796,600	9,000	204,436	2,286,600

**EXPENDITURE BREAKDOWN**

EXPENDITURE BREAKDOWN	ENGINEERING	TESTING	LAND ACQUISITION	CONSTRUCTION	OTHER	TOTAL
PRIOR BDGTS				2,286,600		2,286,600
2021-2022						
2022-2023						
2023-2024						
2024-2025						
2025-2026						
BEYOND 2026						
<b>TOTAL COST</b>				2,286,600	0	2,286,600

**PROJECT SPECIFICATIONS**

**PROJECT DESCRIPTION:**  
Sidewalk additions from Texas Avenue to the Service Road near the South Circle.

---

**PROJECT JUSTIFICATION:**  
Improve safety for pedestrians along the Masonic Drive commercial corridor.

---

**PROJECT PRIORITY:** A

**START DATE:** 2020      **EST TIME TO COMPLETE:** 1 Year

**OPERATING BUDGET EFFECT:**  
 NONE       N/A       SEE DETAIL

**SHEET A 2021-2022/2025-2026 CAPITAL IMPROVEMENTS PROGRAM**

<b>PROJECT TITLE:</b> Directional Signage & Striping	<b>PROJECT CATEGORY:</b> Streets
<b>PROJECT NUMBER:</b> 261302	<b>COUNCIL DISTRICT #</b> 3
<b>DIVISION:</b> Public Works	<b>DEPARTMENT:</b> Engineering

**PROJECT BUDGET**

**REVENUE BREAKDOWN**

REVENUE SOURCES				SALES TAX BONDS 2008	SALES TAX	TOTAL
PRIOR BDGTS				16,741	848,259	865,000
PRIOR EXP				16,741	497,308	514,049
BUDGET C/O				0	350,951	350,951
2021-2022					100,000	100,000
2022-2023					100,000	100,000
2023-2024					100,000	100,000
2024-2025					100,000	100,000
2025-2026					100,000	100,000
BEYOND 2026						
<b>TOTAL COST</b>				16,741	1,348,259	1,365,000

**EXPENDITURE BREAKDOWN**

EXPENDITURE BREAKDOWN	ENGINEERING	TESTING	LAND ACQUISITION	CONSTRUCTION	OTHER	TOTAL
PRIOR BDGTS					865,000	865,000
2021-2022					100,000	100,000
2022-2023					100,000	100,000
2023-2024					100,000	100,000
2024-2025					100,000	100,000
2025-2026					100,000	100,000
BEYOND 2026						
<b>TOTAL COST</b>					1,365,000	1,365,000

**PROJECT SPECIFICATIONS**

**PROJECT DESCRIPTION:**  
Improve signage and striping for vehicular traffic throughout the City.

**PROJECT JUSTIFICATION:**  
Assist in directing citizens to points of interest such as cultural activities.

**PROJECT PRIORITY:** A  
**START DATE:** Ongoing      **EST TIME TO COMPLETE:** Ongoing  
**OPERATING BUDGET EFFECT:**  
 NONE       N/A       SEE DETAIL

**SHEET A 2021-2022/2025-2026 CAPITAL IMPROVEMENTS PROGRAM**

<b>PROJECT TITLE:</b> Industrial Park Road Reconstruction	<b>PROJECT CATEGORY:</b> Streets
<b>PROJECT NUMBER:</b> 261603	<b>COUNCIL DISTRICT #</b> 3
<b>DIVISION:</b> Public Works	<b>DEPARTMENT:</b> Engineering

**PROJECT BUDGET**

**REVENUE BREAKDOWN**

REVENUE SOURCES				FEDERAL FUNDS	SALES TAX	TOTAL
PRIOR BDGTS				750,000	450,000	1,200,000
PRIOR EXP				279,807	199,793	479,600
BUDGET C/O				750,000	250,207	720,400
2021-2022						
2022-2023						
2023-2024						
2024-2025						
2025-2026						
BEYOND 2026						
<b>TOTAL COST</b>				750,000	450,000	1,200,000

**EXPENDITURE BREAKDOWN**

EXPENDITURE BREAKDOWN	ENGINEERING	TESTING	LAND ACQUISITION	CONSTRUCTION	OTHER	TOTAL
PRIOR BDGTS	150,000			1,050,000		1,200,000
2021-2022						
2022-2023						
2023-2024						
2024-2025						
2025-2026						
BEYOND 2026						
<b>TOTAL COST</b>	150,000			1,050,000		1,200,000

**PROJECT SPECIFICATIONS**

**PROJECT DESCRIPTION:**  
Patch existing base road failures and overlay existing surfacing with 4" Asphaltic Concrete pavement.

**PROJECT JUSTIFICATION:**  
Existing road way is over 30 years old, reaching the end of useful life. Failures in the surfacing have resulted in base failures. With the growth of activity at the port, increased traffic loading is expected shortly.

**PROJECT PRIORITY:** A  
**START DATE:** 2022      **EST TIME TO COMPLETE:** 2 Years  
**OPERATING BUDGET EFFECT:**  
 NONE       N/A       SEE DETAIL

**SHEET A 2021-2022/2025-2026 CAPITAL IMPROVEMENTS PROGRAM**

<b>PROJECT TITLE:</b> Horseshoe Drive Improvements	<b>PROJECT CATEGORY:</b> Streets
<b>PROJECT NUMBER:</b> 261702	<b>COUNCIL DISTRICT #</b> 4
<b>DIVISION:</b> Public Works	<b>DEPARTMENT:</b> Engineering

**PROJECT BUDGET**

**REVENUE BREAKDOWN**

REVENUE SOURCES				STATE	SALES TAX	TOTAL
PRIOR BDGTS				1,190,000	800,000	1,990,000
PRIOR EXP				975,266	682,028	1,657,294
BUDGET C/O				214,734	117,972	332,706
2021-2022						
2022-2023						
2023-2024						
2024-2025						
2025-2026						
BEYOND 2026						
<b>TOTAL COST</b>				1,190,000	800,000	1,990,000

**EXPENDITURE BREAKDOWN**

EXPENDITURE BREAKDOWN	ENGINEERING	TESTING	LAND ACQUISITION	CONSTRUCTION	OTHER	TOTAL
PRIOR BDGTS				1,190,000	800,000	1,990,000
2021-2022						
2022-2023						
2023-2024						
2024-2025						
2025-2026						
BEYOND 2026						
<b>TOTAL COST</b>				1,190,000	800,000	1,990,000

**PROJECT SPECIFICATIONS**

**PROJECT DESCRIPTION:**  
Cold plane, patch, and resurface existing roadway.

---

**PROJECT JUSTIFICATION:**  
This is a heavily traveled roadway that is starting to suffer from deteriorated surfacing and base failures.

---

**PROJECT PRIORITY:** A

**START DATE:** 2021      **EST TIME TO COMPLETE:** 2 Years

**OPERATING BUDGET EFFECT:**  
 NONE       N/A       SEE DETAIL

**SHEET A 2021-2022/2025-2026 CAPITAL IMPROVEMENTS PROGRAM**

<b>PROJECT TITLE:</b> North 16th Street Bridge Replacement	<b>PROJECT CATEGORY:</b> Streets
<b>PROJECT NUMBER:</b> 261801	<b>COUNCIL DISTRICT #</b> 3
<b>DIVISION:</b> Public Works	<b>DEPARTMENT:</b> Engineering

**PROJECT BUDGET**

**REVENUE BREAKDOWN**

REVENUE SOURCES	STATE FUNDS	PROPERTY TAX - 2008	SALES TAX	TOTAL
PRIOR BDGTS	1,200,000	350,000	150,000	1,700,000
PRIOR EXP		78,825	150,000	228,825
BUDGET C/O	1,200,000	350,000	0	1,471,175
2021-2022				
2022-2023				
2023-2024				
2024-2025				
2025-2026				
BEYOND 2026				
<b>TOTAL COST</b>	1,200,000	350,000	0	1,700,000

**EXPENDITURE BREAKDOWN**

EXPENDITURE BREAKDOWN	ENGINEERING	TESTING	LAND ACQUISITION	CONSTRUCTION	OTHER	TOTAL
PRIOR BDGTS		350,000		1,350,000		1,700,000
2021-2022						
2022-2023						
2023-2024						
2024-2025						
2025-2026						
BEYOND 2026						
<b>TOTAL COST</b>		350,000		1,350,000		1,700,000

**PROJECT SPECIFICATIONS**

**PROJECT DESCRIPTION:**  
Replace existing timber pile/concrete deck bridge with concrete pile/cast-in-place concrete deck bridge.

**PROJECT JUSTIFICATION:**  
Existing bridge is currently closed by Louisiana DOTD due to severely decayed timber piles. Closure has negative effects on public transit in the area.

**PROJECT PRIORITY:** A  
**START DATE:** 2022      **EST TIME TO COMPLETE:** 1 Year  
**OPERATING BUDGET EFFECT:**  
 NONE       N/A       SEE DETAIL

**SHEET A 2021-2022/2025-2026 CAPITAL IMPROVEMENTS PROGRAM**

<b>PROJECT TITLE:</b> England Drive Sidewalk Improvements	<b>PROJECT CATEGORY:</b> Streets
<b>PROJECT NUMBER:</b> 262001	<b>COUNCIL DISTRICT #</b>
<b>DIVISION:</b> Public Works	<b>DEPARTMENT:</b> Engineering

**PROJECT BUDGET**

**REVENUE BREAKDOWN**

REVENUE SOURCES					STATE FUNDS	TOTAL
PRIOR BDGTS					262,500	262,500
PRIOR EXP						
BUDGET C/O					262,500	262,500
2021-2022						
2022-2023						
2023-2024						
2024-2025						
2025-2026						
BEYOND 2026						
<b>TOTAL COST</b>					262,500	262,500

**EXPENDITURE BREAKDOWN**

EXPENDITURE BREAKDOWN	ENGINEERING	TESTING	LAND ACQUISITION	CONSTRUCTION	OTHER	TOTAL
PRIOR BDGTS				262,500		262,500
2021-2022						
2022-2023						
2023-2024						
2024-2025						
2025-2026						
BEYOND 2026						
<b>TOTAL COST</b>				262,500		262,500

**PROJECT SPECIFICATIONS**

<b>PROJECT DESCRIPTION:</b> Construction of sidewalks and related drainage.	
<b>PROJECT JUSTIFICATION:</b> Existing roadway does not have pedestrian facilities. Residents in this area rely heavily on walking as a means of transportation.	
<b>PROJECT PRIORITY:</b>	A
<b>START DATE:</b> 2021	<b>EST TIME TO COMPLETE:</b> 1 Year
<b>OPERATING BUDGET EFFECT:</b>	
X <input type="checkbox"/> NONE	<input type="checkbox"/> N/A
<input type="checkbox"/>	<input type="checkbox"/> SEE DETAIL

CITY OF ALEXANDRIA

**SHEET A 2021-2022/2025-2026 CAPITAL IMPROVEMENTS PROGRAM**

<b>PROJECT TITLE:</b> Third Street/Rapides Avenue Reconstruction	<b>PROJECT CATEGORY:</b> Streets
<b>PROJECT NUMBER:</b> 262002	<b>COUNCIL DISTRICT #</b>
<b>DIVISION:</b> Public Works	<b>DEPARTMENT:</b> Engineering

**PROJECT BUDGET**

**REVENUE BREAKDOWN**

REVENUE SOURCES					PROPERTY TAX - 2008	TOTAL
PRIOR BDGTS					350,000	350,000
PRIOR EXP					219,617	219,617
BUDGET C/O					130,383	130,383
2021-2022						
2022-2023						
2023-2024						
2024-2025						
2025-2026						
BEYOND 2026						
<b>TOTAL COST</b>					350,000	350,000

**EXPENDITURE BREAKDOWN**

EXPENDITURE BREAKDOWN	ENGINEERING	TESTING	LAND ACQUISITION	CONSTRUCTION	OTHER	TOTAL
PRIOR BDGTS					350,000	350,000
2021-2022						
2022-2023						
2023-2024						
2024-2025						
2025-2026						
BEYOND 2026						
<b>TOTAL COST</b>					350,000	350,000

**PROJECT SPECIFICATIONS**

**PROJECT DESCRIPTION:**  
Reconstruction of collector roadways including new surfacing and enhanced bicycle/pedestrian facilities.

**PROJECT JUSTIFICATION:**  
Existing roadway shows signs of oxidation and base failures, resulting in frequent temporary repairs.

**PROJECT PRIORITY:** A

**START DATE:** 2022      **EST TIME TO COMPLETE:** 2 Years

**OPERATING BUDGET EFFECT:**  
 NONE       N/A       SEE DETAIL

**SHEET A 2021-2022/2025-2026 CAPITAL IMPROVEMENTS PROGRAM**

<b>PROJECT TITLE:</b> Zoo Parking Lot Resurfacing	<b>PROJECT CATEGORY:</b> Streets
<b>PROJECT NUMBER:</b> 262003	<b>COUNCIL DISTRICT #</b>
<b>DIVISION:</b> Public Works	<b>DEPARTMENT:</b> Engineering

**PROJECT BUDGET  
REVENUE BREAKDOWN**

REVENUE SOURCES					PROPERTY TAX - 2008	TOTAL
PRIOR BDGTS					67,500	67,500
PRIOR EXP					60,305	60,305
BUDGET C/O					7,195	7,195
2021-2022						
2022-2023						
2023-2024						
2024-2025						
2025-2026						
BEYOND 2026						
<b>TOTAL COST</b>					67,500	67,500

**EXPENDITURE BREAKDOWN**

EXPENDITURE BREAKDOWN	ENGINEERING	TESTING	LAND ACQUISITION	CONSTRUCTION	OTHER	TOTAL
PRIOR BDGTS					67,500	67,500
2021-2022						
2022-2023						
2023-2024						
2024-2025						
2025-2026						
BEYOND 2026						
<b>TOTAL COST</b>					67,500	67,500

**PROJECT SPECIFICATIONS**

**PROJECT DESCRIPTION:**  
Construction of public parking space for large crowd events.

**PROJECT JUSTIFICATION:**  
Existing parking is becoming overwhelmed during major events.

**PROJECT PRIORITY:** A

**START DATE:** 2019      **EST TIME TO COMPLETE:** 2 Years

**OPERATING BUDGET EFFECT:**  
 NONE       N/A       SEE DETAIL

**SHEET A 2021-2022/2025-2026 CAPITAL IMPROVEMENTS PROGRAM**

<b>PROJECT TITLE:</b> Street Surface Assessment	<b>PROJECT CATEGORY:</b> Streets
<b>PROJECT NUMBER:</b> 262004	<b>COUNCIL DISTRICT #</b>
<b>DIVISION:</b> Public Works	<b>DEPARTMENT:</b> Engineering

**PROJECT BUDGET**

**REVENUE BREAKDOWN**

REVENUE SOURCES					SALES TAX	TOTAL
PRIOR BDGTS					25,000	25,000
PRIOR EXP					24,398	24,398
BUDGET C/D					602	602
2021-2022						
2022-2023						
2023-2024					25,000	25,000
2024-2025						
2025-2026						
BEYOND 2026						
<b>TOTAL COST</b>					25,000	25,000

**EXPENDITURE BREAKDOWN**

EXPENDITURE BREAKDOWN	ENGINEERING	TESTING	LAND ACQUISITION	CONSTRUCTION	OTHER	TOTAL
PRIOR BDGTS					25,000	25,000
2021-2022						
2022-2023						
2023-2024					25,000	25,000
2024-2025						
2025-2026						
BEYOND 2026						
<b>TOTAL COST</b>					25,000	25,000

**PROJECT SPECIFICATIONS**

**PROJECT DESCRIPTION:**  
Assessment program to provide a rideability factor to all City streets.

**PROJECT JUSTIFICATION:**  
Provide an empirical rating system to set priorities on street projects.

**PROJECT PRIORITY:** A

**START DATE:** 2019      **EST TIME TO COMPLETE:** 2 Years

**OPERATING BUDGET EFFECT:**  
 NONE       N/A       SEE DETAIL

2021-2022 CAPITAL IMPROVEMENT BUDGET

\*\*\*\*\*This Page Intentionally Left Blank\*\*\*\*\*

TABLE OF CONTENTS

PUBLIC SAFETY - POLICE

			PAGE
501401	Pistol Range Improvements	.....	78
502101	Public Safety Training Impr	.....	79

2021-2022

**COMBINED CAPITAL PROJECTS  
SOURCES OF FUNDING SUMMARY**

**PUBLIC SAFETY - POLICE**

PROJECT IDENTIFICATION	SALES TAXES	AD VAL TAX- 14	AD VAL TAX- 18	FEDERAL FUNDS	STATE FUNDS	UTILITY FUND	OTHER	TOTALS
Total Police	0	0	0	0	0	0	0	0

CITY OF ALEXANDRIA

2021-2022

**GENERAL CAPITAL PROJECTS  
FIVE YEAR CAPITAL PLAN**

**POLICE**

PROJ #	PROJECT IDENTIFICATION	BUDGET C/O	FISCAL YEAR					TOTAL 5 YEAR	BEYOND 2026	TOTAL COST
			21-22	22-23	23-24	24-25	25-26			
501401	Pistol Range Improvements	104,713						0		104,713
502101	Public Safety Training Impr	150,000						0		150,000
<b>Total Police</b>		<b>254,713</b>	<b>0</b>	<b>0</b>	<b>0</b>	<b>0</b>	<b>0</b>	<b>0</b>	<b>0</b>	<b>254,713</b>

- \* Project Number to be Assigned
- ⊕ New or Revised Projects
- Projects to be closed

**SHEET A 2021-2022/2025-2026 CAPITAL IMPROVEMENTS PROGRAM**

<b>PROJECT TITLE:</b> Pistol Range Improvements	<b>PROJECT CATEGORY:</b> Public Safety
<b>PROJECT NUMBER:</b> 501401	<b>COUNCIL DISTRICT #</b> N/A
<b>DIVISION:</b> Police	<b>DEPARTMENT:</b> Police

**PROJECT BUDGET**

**REVENUE BREAKDOWN**

REVENUE SOURCES					SALES TAX	TOTAL
PRIOR BDGTS					140,000	140,000
PRIOR EXP					35,287	35,287
BUDGET C/O					104,713	104,713
2021-2022						
2022-2023						
2023-2024						
2024-2025						
2025-2026						
BEYOND 2026						
<b>TOTAL COST</b>					140,000	140,000

**EXPENDITURE BREAKDOWN**

EXPENDITURE BREAKDOWN	ENGINEERING	TESTING	LAND ACQUISITION	CONSTRUCTION	OTHER	TOTAL
PRIOR BDGTS					140,000	140,000
2021-2022						
2022-2023						
2023-2024						
2024-2025						
2025-2026						
BEYOND 2026						
<b>TOTAL COST</b>					140,000	140,000

**PROJECT SPECIFICATIONS**

**PROJECT DESCRIPTION:**

Replacement and improvement of overhead baffle system. This baffle is engineered to prevent any live rounds from exiting the range compound. It consists of a series of laminated steel overhead baffles - supported by upright poles. This system is used by the Dallas Police Department to prevent the accidental escape of live fired rounds.

**PROJECT JUSTIFICATION:**

There are people and property in the line of fire down range. This safety system is needed to prevent loss of life, injury, and property damage.

**PROJECT PRIORITY:**

**START DATE:** 2020      **EST TIME TO COMPLETE:** 2 Years  
**OPERATING BUDGET EFFECT:** NONE      N/A      SEE DETAIL

**SHEET A 2021-2022/2025-2026 CAPITAL IMPROVEMENTS PROGRAM**

<b>PROJECT TITLE:</b> Public Safety Training Improvements	<b>PROJECT CATEGORY:</b> Public Safety
<b>PROJECT NUMBER:</b> 502101	<b>COUNCIL DISTRICT #</b> N/A
<b>DIVISION:</b> Police	<b>DEPARTMENT:</b> Police

**PROJECT BUDGET**

**REVENUE BREAKDOWN**

REVENUE SOURCES					Other	TOTAL
PRIOR BDGTS					150,000	150,000
PRIOR EXP						0
BUDGET C/O					150,000	150,000
2021-2022						
2022-2023						
2023-2024						
2024-2025						
2025-2026						
BEYOND 2026						
<b>TOTAL COST</b>					150,000	150,000

**EXPENDITURE BREAKDOWN**

EXPENDITURE BREAKDOWN	ENGINEERING	TESTING	LAND ACQUISITION	CONSTRUCTION	OTHER	TOTAL
PRIOR BDGTS					150,000	150,000
2021-2022						
2022-2023						
2023-2024						
2024-2025						
2025-2026						
BEYOND 2026						
<b>TOTAL COST</b>					150,000	150,000

**PROJECT SPECIFICATIONS**

**PROJECT DESCRIPTION:**

**PROJECT JUSTIFICATION:**

**START DATE:** 2017      **PROJECT PRIORITY:**  
**OPERATING BUDGET EFFECT:**      **EST TIME TO COMPLETE:** 2 Years  
NONE      N/A      SEE DETAIL

2021-2022 CAPITAL IMPROVEMENT BUDGET

\*\*\*\*\*This Page Intentionally Left Blank\*\*\*\*\*

**2021-2022/2025-2026 CAPITAL IMPROVEMENTS BUDGET**

**TABLE OF CONTENTS**

**PUBLIC SAFETY - FIRE**

2021-2022

COMBINED CAPITAL PROJECTS  
SOURCES OF FUNDING SUMMARY

PUBLIC SAFETY - FIRE

PROJECT IDENTIFICATION	SALES TAXES	AD VAL TAX- 14	AD VAL TAX- 18	FEDERAL FUNDS	STATE FUNDS	UTILITY FUND	OTHER	TOTALS
Total Fire	0	0	0	0	0	0	0	0

CITY OF ALEXANDRIA

**GENERAL CAPITAL PROJECTS  
FIVE YEAR CAPITAL PLAN**

**FIRE**

PROJ #	PROJECT IDENTIFICATION	BUDGET C/O	FISCAL YEAR					TOTAL 5 YEAR	BEYOND 2026	TOTAL COST
			21-22	22-23	23-24	24-25	25-26			
Total Fire			0	0	0	0	0	0	0	0

\* Project Number to be Assigned  
 © New or Revised Projects  
 Projects to be closed

2021-2022 CAPITAL IMPROVEMENT BUDGET

\*\*\*\*\*This Page Intentionally Left Blank\*\*\*\*\*

2021-2022/2025-2026 CAPITAL IMPROVEMENTS BUDGET

TABLE OF CONTENTS

PARKS AND RECREATION

			PAGE
440901	Recreational Park Improvements	.....	88
441801	Civil Rights Monument	.....	89
441802	Links on the Bayou Improvements	.....	90
441803	Bringhurst Park Renovation	.....	91
441804	Tennis Court Additions	.....	92
442001	Reconstruct Johnny Downs Complex	.....	93

2021-2022

COMBINED CAPITAL PROJECTS  
SOURCES OF FUNDING SUMMARY

PARKS AND RECREATION

PROJECT IDENTIFICATION	SALES TAXES	AD VAL TAX- 14	AD VAL TAX- 18	FEDERAL FUNDS	STATE FUNDS	UTILITY FUND	OTHER	TOTALS
Reconstruct Johnny Downx Complex	557,000	430,000	713,000					1,700,000
Total Parks and Recreation	557,000	430,000	713,000	0	0	0	0	1,700,000

CITY OF ALEXANDRIA

2021-2022

**GENERAL CAPITAL PROJECTS  
FIVE YEAR CAPITAL PLAN**

**PARKS AND RECREATION**

PROJ #	PROJECT IDENTIFICATION	BUDGET C/O	FISCAL YEAR					TOTAL 5 YEAR	BEYOND 2026	TOTAL COST
			21-22	22-23	23-24	24-25	25-26			
440901	Recreational Park Improvements	811,219						0		811,219
441801	Civil Rights Monument	498,200						0		498,200
441802	Links on the Bayou Improvements	322,692						0		322,692
441803	Bringham Park Renovation	94,800						0		94,800
441804	Tennis Court Additions	211,672						0		211,672
442001	Reconstruct Johnny Downs Complex	5,118,590	1,700,000					1,700,000		5,818,590
<b>Total Park/Recreation</b>		7,057,173	1,700,000	0	0	0	0	1,700,000	0	8,757,173

- \* Project Number to be Assigned
- ⊕ New or Revised Projects
- ⊖ Projects to be closed

**SHEET A 2021-2022/2025-2026 CAPITAL IMPROVEMENTS PROGRAM**

<b>PROJECT TITLE:</b> Recreational Park Improvements	<b>PROJECT CATEGORY:</b> Parks
<b>PROJECT NUMBER:</b> 440901	<b>COUNCIL DISTRICT #</b> N/A
<b>DIVISION:</b> Public Works	<b>DEPARTMENT:</b> Parks & Recreation

**PROJECT BUDGET**

**REVENUE BREAKDOWN**

REVENUE SOURCES	AD VAL TAX 2018	SALES TAX BONDS 2008	LIMITED TAX BONDS 2008	AD VAL TAX 2008	SALES TAX	TOTAL
PRIOR BDGTS	100,000	1,620,345	516,438	3,768,600	1,836,695	7,842,078
PRIOR EXP		1,620,345	516,438	3,768,600	1,125,476	7,030,859
BUDGET C/O	100,000	0	0	0	711,219	811,219
2021-2022						
2022-2023						
2023-2024						
2024-2025						
2025-2026						
BEYOND 2026						
<b>TOTAL COST</b>		1,620,345	516,438	3,768,600	1,836,695	7,842,078

**EXPENDITURE BREAKDOWN**

EXPENDITURE BREAKDOWN	ENGINEERING	TESTING	LAND ACQUISITION	CONSTRUCTION	OTHER	TOTAL
PRIOR BDGTS					7,842,078	7,842,078
2021-2022						
2022-2023						
2023-2024						
2024-2025						
2025-2026						
BEYOND 2026						
<b>TOTAL COST</b>					7,842,078	7,842,078

**PROJECT SPECIFICATIONS**

**PROJECT DESCRIPTION:**  
Improvement and expansion of several recreational facilities within the City, including Harmon Park Playground, City Park Playground, Cheatham Park Playground, Frank O Hunter Park. Development of a new park in Acadian Village and redevelopment of the abandoned Martin Park. Some planned improvements include restrooms, tables, benches, lighting, parking, and landscaping.

**PROJECT JUSTIFICATION:**  
Comprehensive improvements of the recreational opportunities within the City.

**PROJECT PRIORITY:** A

**START DATE:** Ongoing      **EST TIME TO COMPLETE:** Ongoing

**OPERATING BUDGET EFFECT:**  
 NONE       N/A       SEE DETAIL



**SHEET A 2021-2022/2025-2026 CAPITAL IMPROVEMENTS PROGRAM**

<b>PROJECT TITLE:</b> Links on the Bayou Improvements	<b>PROJECT CATEGORY:</b> Parks
<b>PROJECT NUMBER:</b> 441802	<b>COUNCIL DISTRICT #</b> N/A
<b>DIVISION:</b> Public Works	<b>DEPARTMENT:</b> Parks & Recreation

**PROJECT BUDGET**

**REVENUE BREAKDOWN**

REVENUE SOURCES				PROPERTY TAX 2018	PROPERTY TAX 2014	TOTAL
PRIOR BDGTS				682,000	318,000	1,000,000
PRIOR EXP				465,684	211,624	677,308
BUDGET C/O				216,316	106,376	322,692
2021-2022						
2022-2023						
2023-2024						
2024-2025						
2025-2026						
BEYOND 2026						
<b>TOTAL COST</b>				682,000	318,000	1,000,000

**EXPENDITURE BREAKDOWN**

EXPENDITURE BREAKDOWN	ENGINEERING	TESTING	LAND ACQUISITION	CONSTRUCTION	OTHER	TOTAL
PRIOR BDGTS					1,000,000	1,000,000
2021-2022						
2022-2023						
2023-2024						
2024-2025						
2025-2026						
BEYOND 2026						
<b>TOTAL COST</b>					1,000,000	1,000,000

**PROJECT SPECIFICATIONS**

**PROJECT DESCRIPTION:**  
Renovations and Improvements to the Links on the Bayou Golf Course.

---

**PROJECT JUSTIFICATION:**

---

**PROJECT PRIORITY:** A

**START DATE:** N/A      **EST TIME TO COMPLETE:** Ongoing

**OPERATING BUDGET EFFECT:**

NONE     
  N/A     
  SEE DETAIL

**SHEET A 2021-2022/2025-2026 CAPITAL IMPROVEMENTS PROGRAM**

<b>PROJECT TITLE:</b> Bringhurst Park Renovation	<b>PROJECT CATEGORY:</b> Parks
<b>PROJECT NUMBER:</b> 441803	<b>COUNCIL DISTRICT #</b> N/A
<b>DIVISION:</b> Public Works	<b>DEPARTMENT:</b> Parks & Recreation

**PROJECT BUDGET**

**REVENUE BREAKDOWN**

REVENUE SOURCES				SALES TAX	PROPERTY TAX 2014	TOTAL
PRIOR BDGTS				56,393	43,607	100,000
PRIOR EXP					5,200	5,200
BUDGET C/O				56,393	38,407	94,800
2021-2022						
2022-2023						
2023-2024						
2024-2025						
2025-2026						
BEYOND 2026						
<b>TOTAL COST</b>				56,393	43,607	100,000

**EXPENDITURE BREAKDOWN**

EXPENDITURE BREAKDOWN	ENGINEERING	TESTING	LAND ACQUISITION	CONSTRUCTION	OTHER	TOTAL
PRIOR BDGTS					100,000	100,000
2021-2022						
2022-2023						
2023-2024						
2024-2025						
2025-2026						
BEYOND 2026						
<b>TOTAL COST</b>					100,000	100,000

**PROJECT SPECIFICATIONS**

**PROJECT DESCRIPTION:**

**PROJECT JUSTIFICATION:**

**PROJECT PRIORITY:** A

**START DATE:** 2019      **EST TIME TO COMPLETE:** 2 Years

**OPERATING BUDGET EFFECT:**

NONE     
  N/A     
  SEE DETAIL

**SHEET A 2021-2022/2025-2026 CAPITAL IMPROVEMENTS PROGRAM**

<b>PROJECT TITLE:</b> Tennis Court Additions	<b>PROJECT CATEGORY:</b> Parks
<b>PROJECT NUMBER:</b> 441804	<b>COUNCIL DISTRICT #</b> N/A
<b>DIVISION:</b> Public Works	<b>DEPARTMENT:</b> Parks & Recreation

**PROJECT BUDGET**

**REVENUE BREAKDOWN**

REVENUE SOURCES					SALES TAX	TOTAL
PRIOR BDGTS					250,000	250,000
PRIOR EXP					38,328	38,328
BUDGET C/O					211,672	211,672
2021-2022						
2022-2023						
2023-2024						
2024-2025						
2025-2026						
BEYOND 2026						
<b>TOTAL COST</b>					250,000	250,000

**EXPENDITURE BREAKDOWN**

EXPENDITURE BREAKDOWN	ENGINEERING	TESTING	LAND ACQUISITION	CONSTRUCTION	OTHER	TOTAL
PRIOR BDGTS					250,000	250,000
2021-2022						
2022-2023						
2023-2024						
2024-2025						
2025-2026						
BEYOND 2026						
<b>TOTAL COST</b>					250,000	250,000

**PROJECT SPECIFICATIONS**

<b>PROJECT DESCRIPTION:</b>
<b>PROJECT JUSTIFICATION:</b>
<b>PROJECT PRIORITY:</b> A <b>START DATE:</b> 2019 <b>EST TIME TO COMPLETE:</b> 2 Years <b>OPERATING BUDGET EFFECT:</b> X      NONE      N/A      SEE DETAIL

**SHEET A 2021-2022/2025-2026 CAPITAL IMPROVEMENTS PROGRAM**

<b>PROJECT TITLE:</b> Reconstruct Johnny Downs Park	<b>PROJECT CATEGORY:</b> Parks
<b>PROJECT NUMBER:</b> 442001	<b>COUNCIL DISTRICT #</b> N/A
<b>DIVISION:</b> Public Works	<b>DEPARTMENT:</b> Parks & Recreation

**PROJECT BUDGET**

**REVENUE BREAKDOWN**

REVENUE SOURCES	PROPERTY TAX 2018	PROPERTY TAX 2014	SALES TAX	TOTAL
PRIOR BDGTS	4,548,000	418,000	2,534,000	7,500,000
PRIOR EXP	1,566,654	162,355	652,401	2,381,410
BUDGET C/O	2,981,346	255,645	2,534,000	5,118,590
2021-2022	713,000	430,000	557,000	1,700,000
2022-2023				
2023-2024				
2024-2025				
2025-2026				
BEYOND 2026				
<b>TOTAL COST</b>	<b>713,000</b>	<b>430,000</b>	<b>3,091,000</b>	<b>9,200,000</b>

**EXPENDITURE BREAKDOWN**

EXPENDITURE BREAKDOWN	ENGINEERING	TESTING	LAND ACQUISITION	CONSTRUCTION	OTHER	TOTAL
PRIOR BDGTS					7,500,000	7,500,000
2021-2022					1,700,000	1,700,000
2022-2023						
2023-2024						
2024-2025						
2025-2026						
BEYOND 2026						0
<b>TOTAL COST</b>					<b>9,200,000</b>	<b>9,200,000</b>

**PROJECT SPECIFICATIONS**

**PROJECT DESCRIPTION:**  
The renovation and reconstruction of the damaged infrastructure at the Johnny Downs Sports Complex

---

**PROJECT JUSTIFICATION:**  
Western Alexandria was hit by a tornado on December 16, 2019, causing great damage to the Johnny Downs facility. Press boxes, fencing, light fixtures, and other assets were either completely destroyed or severely damaged. This project will bring this heavily used facility back to the purpose for which it was intended by the voters of Alexandria in the 1998 Property Tax Election Call.

---

**PROJECT PRIORITY:** A

**START DATE:** 2019      **EST TIME TO COMPLETE:** 2 Years

**OPERATING BUDGET EFFECT:**  
 NONE       N/A       SEE DETAIL

2021-2022 CAPITAL IMPROVEMENT BUDGET

\*\*\*\*\*This Page Intentionally Left Blank\*\*\*\*\*

2021-2022/2025-2026 CAPITAL IMPROVEMENTS BUDGET

TABLE OF CONTENTS

ZOOLOGICAL PARK

			PAGE
431401	AV System	.....	98
431501	Zoo Improvements	.....	99
431801	Tiger Building Replacement	.....	100
431803	Zoo Master Plan/Feasibility Study	.....	101

2021-2022

COMBINED CAPITAL PROJECTS  
SOURCES OF FUNDING SUMMARY

ZOOLOGICAL PARK

PROJECT IDENTIFICATION	SALES TAXES	AD VAL TAX- 14	AD VAL TAX- 18	FEDERAL FUNDS	STATE FUNDS	UTILITY FUND	OTHER	TOTALS
Total Zoo	0	0	0	0	0	0	0	0
Total General Capital	3,064,000	430,000	4,713,000	0	0	100,000	0	8,307,000

CITY OF ALEXANDRIA

2021-2022

**GENERAL CAPITAL PROJECTS  
FIVE YEAR CAPITAL PLAN**

**ZOOLOGICAL PARK**

PROJ #	PROJECT IDENTIFICATION	BUDGET C/O	FISCAL YEAR					TOTAL 5 YEAR	BEYOND 2026	TOTAL COST
			21-22	22-23	23-24	24-25	25-26			
431401	AV System	7,827						0		7,827
431501	Zoo Improvements	494,506						0		494,506
431801	Tiger Building Replacement	650,000						0		650,000
431803	Zoo Master Plan/Feasibility Study	108,615						0		108,615
<b>Total Zoological Park</b>		1,261,048	0	0	0	0	0	0	0	1,261,048
<b>Total General Capital Projects</b>		40,692,110	8,307,000	1,195,000	1,170,000	1,195,000	1,145,000	13,012,000	10,500,000	64,204,110

\* Project Number to be Assigned  
 @ New or Revised Projects  
 Projects to be closed

**SHEET A 2021-2022/2025-2026 CAPITAL IMPROVEMENTS PROGRAM**

<b>PROJECT TITLE:</b> AV System	<b>PROJECT CATEGORY:</b> Zoological Park
<b>PROJECT NUMBER:</b> 431401	<b>COUNCIL DISTRICT #</b> 4
<b>DIVISION:</b> Public Works	<b>DEPARTMENT:</b> Zoo

**PROJECT BUDGET**

**REVENUE BREAKDOWN**

REVENUE SOURCES					SALES TAX	TOTAL
PRIOR BDGTS					150,000	150,000
PRIOR EXP					142,173	142,173
BUDGET C/O					7,827	7,827
2021-2022						
2022-2023						
2023-2024						
2024-2025						
2025-2026						
BEYOND 2026						
<b>TOTAL COST</b>					150,000	150,000

**EXPENDITURE BREAKDOWN**

EXPENDITURE BREAKDOWN	ENGINEERING	TESTING	LAND ACQUISITION	CONSTRUCTION	OTHER	TOTAL
PRIOR BDGTS					150,000	150,000
2021-2022						
2022-2023						
2023-2024						
2024-2025						
2025-2026						
BEYOND 2026						
<b>TOTAL COST</b>					150,000	150,000

**PROJECT SPECIFICATIONS**

**PROJECT DESCRIPTION:**  
Will add extensive CCTV and Zoned Audio public address and automated messaging systems. This includes an IP camera system and NVR servers. The audio section includes IP distribution and SIP interface from zoned messaging, paging and kiosk interfaces for centralized management.

**PROJECT JUSTIFICATION:**  
The CCTV system is primarily a risk management tool to limit liability for slip and falls and other incidents. It is also a security tool for point of sales operations and other vandalism and theft. This system will replace and expand upon the system destroyed by Hurricane Gustav. This opening in exposure has raised theft and vandalism considerably. The ability to communicate with the public is critical for reasons such as approaching weather, security incidents, lockdown instructions, and lost children. The zoned system will provide the capability for localized announcements. A SIP interface to phone systems will tie in with City emergency communications.

**START DATE:** 2019      **PROJECT PRIORITY:**  
**EST TIME TO COMPLETE:** 2 Years  
**OPERATING BUDGET EFFECT:**  
 NONE       N/A       SEE DETAIL

**SHEET A 2021-2022/2025-2026 CAPITAL IMPROVEMENTS PROGRAM**

<b>PROJECT TITLE:</b> Zoo Improvements	<b>PROJECT CATEGORY:</b> Zoological Park
<b>PROJECT NUMBER:</b> 431501	<b>COUNCIL DISTRICT #</b> 4
<b>DIVISION:</b> Public Works	<b>DEPARTMENT:</b> Zoo

**PROJECT BUDGET**

**REVENUE BREAKDOWN**

REVENUE SOURCES	PROPERTY TAX 2014	GAEDA	SALES TAX	TOTAL
PRIOR BDGTS	937,500	25,000	1,379,612	2,342,112
PRIOR EXP	464,907	25,000	1,357,599	1,847,506
BUDGET C/O	472,593	0	22,013	494,606
2021-2022				
2022-2023				
2023-2024				
2024-2025				
2025-2026				
BEYOND 2026				
<b>TOTAL COST</b>	937,500	25,000	1,379,612	2,342,112

**EXPENDITURE BREAKDOWN**

EXPENDITURE BREAKDOWN	ENGINEERING	TESTING	LAND ACQUISITION	CONSTRUCTION	OTHER	TOTAL
PRIOR BDGTS					2,342,112	2,342,112
2021-2022						
2022-2023						
2023-2024						
2024-2025						
2025-2026						
BEYOND 2026						
<b>TOTAL COST</b>					2,342,112	2,342,112

**PROJECT SPECIFICATIONS**

**PROJECT DESCRIPTION:**  
This will include electrical infrastructure improvements, exhibit improvements to meet code and health standards, water conservation measures to reduce water consumption, deployment of electrical generators at selected locations, and other items as needed.

**PROJECT JUSTIFICATION:**  
The Zoo needs substantial infrastructure improvements to take advantage of new technology and to counter the inevitable effects of time and usage in order to remain the treasured asset that it is to the City and the surrounding community that enjoys it use.

**START DATE:** Ongoing      **PROJECT PRIORITY:**  
**EST TIME TO COMPLETE:** N/A  
**OPERATING BUDGET EFFECT:**  
 NONE       N/A       SEE DETAIL

**SHEET A 2021-2022/2025-2026 CAPITAL IMPROVEMENTS PROGRAM**

<b>PROJECT TITLE:</b> Tiger Building Replacement	<b>PROJECT CATEGORY:</b> Zoological Park
<b>PROJECT NUMBER:</b> 431801	<b>COUNCIL DISTRICT #:</b> 4
<b>DIVISION:</b> Public Works	<b>DEPARTMENT:</b> Zoo

**PROJECT BUDGET**

**REVENUE BREAKDOWN**

REVENUE SOURCES					PROPERTY TAX 2014	
PRIOR BDGTS					650,000	650,000
PRIOR EXP						
BUDGET C/O					650,000	650,000
2021-2022						
2022-2023						
2023-2024						
2024-2025						
2025-2026						
BEYOND 2026						
<b>TOTAL COST</b>					650,000	650,000

**EXPENDITURE BREAKDOWN**

EXPENDITURE BREAKDOWN	ENGINEERING	TESTING	LAND ACQUISITION	CONSTRUCTION	OTHER	TOTAL
PRIOR BDGTS				650,000		650,000
2021-2022						
2022-2023						
2023-2024						
2024-2025						
2025-2026						
BEYOND 2026						
<b>TOTAL COST</b>				650,000		650,000

**PROJECT SPECIFICATIONS**

**PROJECT DESCRIPTION:**  
 Replace existing building that houses 4 animals. New building will be constructed of concrete block with artificial rock façade on the exterior. It will include 4 dens for the cats, as well as a zookeeper work area and a large closet.

**PROJECT JUSTIFICATION:**  
 Existing building is 25 years old and has issues with rust, plumbing, and electrical systems

**START DATE:** 2020      **PROJECT PRIORITY:**  
**EST TIME TO COMPLETE:** 1 Year

**OPERATING BUDGET EFFECT:**  
 NONE       N/A       SEE DETAIL

CITY OF ALEXANDRIA

**SHEET A 2021-2022/2025-2026 CAPITAL IMPROVEMENTS PROGRAM**

<b>PROJECT TITLE:</b> Zoo Master Plan & Feasibility Study	<b>PROJECT CATEGORY:</b> Zoological Park
<b>PROJECT NUMBER:</b> 431803	<b>COUNCIL DISTRICT #</b> 4
<b>DIVISION:</b> Public Works	<b>DEPARTMENT:</b> Zoo

**PROJECT BUDGET**

**REVENUE BREAKDOWN**

REVENUE SOURCES					PROPERTY TAX 2014	
PRIOR BDGTS					200,000	200,000
PRIOR EXP					91,385	91,385
BUDGET C/O					108,615	108,615
2021-2022						
2022-2023						
2023-2024						
2024-2025						
2025-2026						
BEYOND 2026						
<b>TOTAL COST</b>					200,000	200,000

**EXPENDITURE BREAKDOWN**

EXPENDITURE BREAKDOWN	ENGINEERING	TESTING	LAND ACQUISITION	CONSTRUCTION	OTHER	TOTAL
PRIOR BDGTS					200,000	200,000
2021-2022						
2022-2023						
2023-2024						
2024-2025						
2025-2026						
BEYOND 2026						
<b>TOTAL COST</b>					200,000	200,000

**PROJECT SPECIFICATIONS**

**PROJECT DESCRIPTION:**  
 15 year Master Plan and Strategic Plan for the Alexandria Zoo, coordinating and addressing all aspects of expected growth and sustainability during the designated timeframe. The Plan should include benchmarks and measurable outcomes to guide the Zoo in attaining its goals and sustaining success. The 4 major sub-components include: (1) Strategic Initiatives that improve visitor experience and insure long term financial ability, (2) Business Plan providing a projection of business goals and feasibilities, anticipated operational and capital expenditures and anticipated revenue requirements, (3) Capital Facilities Concept Plan (working in conjunction with the Business Plan); (4) Current Facilities and Infrastructure Inventory and Maintenance Sustainability Plan, similar to building information models (BIM). This will provide a plan for sustained maintenance.

**PROJECT JUSTIFICATION:**  
 This will guide and provide the technical framework for either sustaining the current level of service or a financially feasible path toward growth.

**START DATE:** N/A      **PROJECT PRIORITY:**  
**EST TIME TO COMPLETE:** N/A  
**OPERATING BUDGET EFFECT:**  
 NONE       N/A       SEE DETAIL

2021-2022 CAPITAL IMPROVEMENT BUDGET

\*\*\*\*\*This Page Intentionally Left Blank\*\*\*\*\*

TABLE OF CONTENTS

COMMUNITY DEVELOPMENT

2021-2022

COMBINED CAPITAL PROJECTS  
SOURCES OF FUNDING SUMMARY

COMMUNITY DEVELOPMENT

PROJECT IDENTIFICATION	SALES TAXES	AD VAL TAX- 14	AD VAL TAX- 18	FEDERAL FUNDS	STATE FUNDS	UTILITY FUND	OTHER	TOTALS
	0	0	0	0	0	0	0	0
Total CDBG Capital	0	0	0	0	0	0	0	0

2021-2022

GENERAL CAPITAL PROJECTS  
FIVE YEAR CAPITAL PLAN

COMMUNITY DEVELOPMENT BLOCK GRANT

PROJ #	PROJECT IDENTIFICATION	BUDGET C/O	FISCAL YEAR					TOTAL 5 YEAR	BEYOND 2026	TOTAL COST
			21-22	22-23	23-24	24-25	25-26			

TOTAL CDBG

0 0 0 0 0 0 0 0 0

\*\*\*\*\*

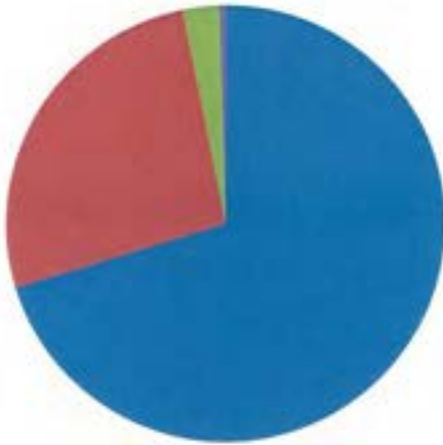
- Project Number to be Assigned
- ⊕ New or Revised Projects
- Projects to be closed

2021-2022 CAPITAL IMPROVEMENT BUDGET

\*\*\*\*\*This Page Intentionally Left Blank\*\*\*\*\*

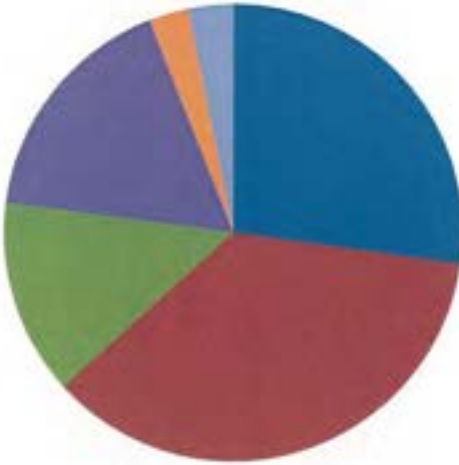
**ENTERPRISE CAPITAL PROJECTS  
REVENUES & EXPENSES  
FISCAL YEAR 2021-2022**

**Revenues**



■ Utility Funds ■ Closed Projects ■ Intergovernmental ■ Sales Tax

**Expenses**



■ Electric ■ Water ■ Gas ■ Wastewater ■ Unappropriated ■ Other ■ Bus

2021-2022

**COMBINED ENTERPRISE CAPITAL PROJECTS  
SOURCES OF FUNDING SUMMARY**

PROJECT IDENTIFICATION	SALES TAXES	AD VAL TAX- 14	AD VAL TAX- 18	FEDERAL FUNDS	STATE FUNDS	UTILITY FUND	OTHER	TOTALS
<b>SUMMARY</b>								
<b>SOURCES OF FUNDING</b>								
Current Year Transfers	39,500					5,652,000		5,691,500
(Less Debt Service)								0
Interest Income								0
Transfers From Prior Projects						2,131,992		2,131,992
Interfund Transfer Utility Fund								0
Interfund Transfer General Fund								0
Intergovernmental				220,500	0			220,500
Private Contributions								0
Debt Proceeds						0		0
Other							0	0
Fund Balance	0	0	0	0	0	0	0	0
<b>TOTAL</b>	<b>39,500</b>	<b>0</b>	<b>0</b>	<b>220,500</b>	<b>0</b>	<b>7,783,992</b>	<b>0</b>	<b>8,043,992</b>
<b>EXPENDITURES</b>								
Enterprise CIP - Utility Fund	0	0	0	0	0	7,783,992	0	7,783,992
Enterprise CIP - Transit System	39,500	0	0	220,500	0	0	0	260,000
Enterprise CIP - Sanitation Fund	0	0	0	0	0	0	0	0
<b>TOTAL</b>	<b>39,500</b>	<b>0</b>	<b>0</b>	<b>220,500</b>	<b>0</b>	<b>7,783,992</b>	<b>0</b>	<b>8,043,992</b>
<b>UNAPPRPTD BALANCE</b>	<b>0</b>	<b>0</b>	<b>0</b>	<b>0</b>	<b>0</b>	<b>0</b>	<b>0</b>	<b>0</b>

CITY OF ALEXANDRIA

**2021-2022/2025-2026 CAPITAL IMPROVEMENTS BUDGET**

**TABLE OF CONTENTS**

**ELECTRIC**

	<b>PAGE</b>
729202     Circuit Reconductoring .....	112
720003     Replace Distribution Breakers .....	113
720601     138 KV Pole Change Out .....	114
720801     Electric Utility Relocation .....	115
720804     Substation Maintenance .....	116
720805     Distribution Feeder Maintenance .....	117
720903     138 KV Pilot Wire Replacement .....	118
721302     138 KV Transmission Upgrade .....	119
721401     DG Hunter Units #5-11 .....	120
721502     Bayou Cove #1 Comb Inspection .....	121
721503     Bayou Cove #1 Capital Imp .....	122
721702     Rep Twin Bridges Autotransformer .....	123
721704     MacArthur Drive Lighting Replacement .....	124
721801     Demolition DG Hunter 1-4 .....	125
721802     Prescott 2400V Conversion .....	126
721901     Downtown-Willow Glen 138 KV Rebuild .....	127
721902     DG Hunter #5-11 Major Maintenance .....	128
721903     DG Hunter #5-11 Stack Testing .....	129
722101     Upgrade 138KV Stations to 2000A .....	130
722201     TB3 to TB4 15kV Tieline .....	131
722202     Roof Improvements/Replacements .....	132
722203     Step Up Transformer Switch Scheme .....	133
*     Power Plant GSU Switch Upgrade .....	134
*     Paint Substation Transformers/Switchgear .....	135
*     Replace Bayou Rapides Switchgr #1 .....	136
*     Replace Prescott Switchgear #1 .....	137
*     Replace Prescott Transformer #2 .....	138
*     Willow Glen Breaker & Switch Rep .....	139
*     Twin Bridges Breaker & Switch Rep .....	140

2021-2022

**COMBINED CAPITAL PROJECTS  
SOURCES OF FUNDING SUMMARY**

**ELECTRIC**

PROJECT IDENTIFICATION	SALES TAXES	AD VAL TAX- 14	AD VAL TAX- 18	FEDERAL FUNDS	STATE FUNDS	UTILITY FUND	OTHER	TOTALS
Circuit Reconductoring						141,000		141,000
138 KV Pole Change Out						169,200		169,200
Substation Maintenance						117,500		117,500
Distribution Feeder Maintenance						94,000		94,000
DG Hunter #5-11						(814,647)		(814,647)
Prescott 2400V Conversion						391,040		391,040
Downtown-Willow Glen 138 KV Rebuild						202,100		202,100
DG Hunter #5-11 Stack Testing						70,500		70,500
Upgrade 138KV Stations to 2000A						(400,000)		(400,000)
TB3 to TB4 15kV Tieline						733,200		733,200
Roof Improvements/Replacements						32,900		32,900
Step Up Transformer Switch Scheme						239,700		239,700
<b>Total Electric</b>	<b>0</b>	<b>0</b>	<b>0</b>	<b>0</b>	<b>0</b>	<b>976,493</b>	<b>0</b>	<b>976,493</b>

2021-2022

**ENTERPRISE CAPITAL PROJECTS  
FIVE YEAR CAPITAL PLAN**

**ELECTRIC**

PROJ #	PROJECT IDENTIFICATION	BUDGET C/O	FISCAL YEAR					TOTAL 5 YEAR	BEYOND 2026	TOTAL COST
			21-22	22-23	23-24	24-25	25-26			
729202	Circuit Reconductoring	710,050	141,000	250,000	250,000	250,000	250,000	1,141,000		1,851,050
720003	Replace Distribution Breakers	30,333						0		30,333
720601	138 KV Pole Change Out	0	189,200	300,000				489,200		489,200
720601	Electric Utility Relocation	434,497		200,000	200,000	200,000	200,000	800,000		1,234,497
720804	Substation Maintenance	261,543	117,500	275,000	275,000			667,500		929,043
720805	Distribution Feeder Maintenance	563,164	94,000	200,000	200,000	200,000	200,000	894,000		1,457,164
720903	138 KV Pilot Wire Replacement	600,038						0		600,038
721302	138 KV Transmission Upgrade	167,128						0		175,316
721401	DG Hunter Units #5-11	814,647	(814,647)					(814,647)		0
721502	Bayou Cove #1 Comb Inspection	300,000						0		300,000
721503	Bayou Cove #1 Capital Imp	75,000						0		75,000
721702	Rep Twin Bridges Autotransformer	165,840						0		630,496
721704	MacArthur Drive Lighting Replacement	503,627						0		503,627
721801	Demolition DG Hunter 1-4	119,104		125,000	125,000			250,000		369,104
721802	Prescott 2400V Conversion	259,544	391,040					391,040		650,584
721901	Downtown-Willow Glen 138 KV Rebuild	595,504	202,100					202,100	4,000,000	4,797,604
721902	DG Hunter #5-11 Major Maintenance	959,134						0		959,134
721903	DG Hunter #5-11 Stack Testing	58,502	70,500					70,500		129,002
722101	Upgrade 138KV Stations to 2000A	400,000	(400,000)					(400,000)		0
722201	TB3 to TB4 15kV Tipline	0	733,200					733,200		733,200
722202	Roof improvements/Replacements	0	32,900					32,900		32,900
722203	Step Up Transformer Switch Scheme	0	239,700					239,700		239,700
*	Power Plant GSU Switch Upgrade	0						0	287,500	287,500
*	Paint Substation Transformers/Switchg	0						0	125,000	125,000
*	Replace Bayou Rapides Switchgr #1	0						0	775,000	775,000
*	Replace Prescott Switchgear #1	0						0	675,000	675,000
*	Replace Prescott Transformer #2	0						0	900,000	900,000
*	Willow Glen Breaker & Switch Rep	0						0	2,000,000	2,000,000
+	Twin Bridges Breaker & Switch Rep	0						0	2,000,000	2,000,000
<b>Total Electric</b>		<b>7,017,655</b>	<b>976,493</b>	<b>1,350,000</b>	<b>1,050,000</b>	<b>650,000</b>	<b>650,000</b>	<b>4,676,493</b>	<b>10,762,500</b>	<b>23,129,444</b>

- \* Project Number to be Assigned
- ⊕ New or Revised Projects
- ⊖ Projects to be closed

**SHEET A 2021-2022/2025-2026 CAPITAL IMPROVEMENTS PROGRAM**

<b>PROJECT TITLE:</b> Circuit Reconductoring/ Distribution Voltage	<b>PROJECT CATEGORY:</b> Electric
<b>PROJECT NUMBER:</b> 729202	<b>COUNCIL DISTRICT #</b> N/A
<b>DIVISION:</b> Utilities	<b>DEPARTMENT:</b> Electric Distribution

**PROJECT BUDGET**

**REVENUE BREAKDOWN**

REVENUE SOURCES	UTILITY FUND	REVENUE BONDS-'89	TOTAL
PRIOR BDGTS	6,266,605	404,409	6,671,014
PRIOR EXP	5,556,555	404,409	5,960,964
BUDGET C/O	710,050	0	710,050
2021-2022	141,000		141,000
2022-2023	250,000		250,000
2023-2024	250,000		250,000
2024-2025	250,000		250,000
2025-2026	250,000		250,000
BEYOND 2026			0
<b>TOTAL COST</b>	<b>7,407,605</b>	<b>404,409</b>	<b>7,812,014</b>

**EXPENDITURE BREAKDOWN**

EXPENDITURE BREAKDOWN	ENGINEERING	TESTING	LAND ACQUISITION	CONSTRUCTION	OTHER	TOTAL
PRIOR BDGTS	72,000			3,249,014	3,350,000	6,671,014
2021-2022					141,000	141,000
2022-2023					250,000	250,000
2023-2024					250,000	250,000
2024-2025					250,000	250,000
2025-2026					250,000	250,000
BEYOND 2026						
<b>TOTAL COST</b>	<b>72,000</b>			<b>3,249,014</b>	<b>4,491,000</b>	<b>7,812,014</b>

**PROJECT SPECIFICATIONS**

**PROJECT DESCRIPTION:**  
 Replace undersized, old conductors on existing 12.5 KV circuits that have become too small to carry the load required and to replace existing 2.5 KV line with 7.2 KV Distribution.

**PROJECT JUSTIFICATION:**  
 Continued expansion of the system, along with load growth has made many old circuits inadequate. Voltage regulation, burned connections and customer complaints require upgrades on a continuing schedule as workload and funds allow.

**PROJECT PRIORITY:** B

**START DATE:** Ongoing      **EST TIME TO COMPLETE:** As needed

**OPERATING BUDGET EFFECT:**  
 NONE       N/A       SEE DETAIL

**SHEET A 2021-2022/2025-2026 CAPITAL IMPROVEMENTS PROGRAM**

<b>PROJECT TITLE:</b> Replace Distribution Breakers at Power Plant		<b>PROJECT CATEGORY:</b> Electric	
<b>PROJECT NUMBER:</b> 720003		<b>COUNCIL DISTRICT #</b> N/A	
<b>DIVISION:</b> Utilities		<b>DEPARTMENT:</b> Electric Distribution	

**PROJECT BUDGET**

**REVENUE BREAKDOWN**

REVENUE SOURCES					UTILITY FUND	TOTAL
PRIOR BDGTS					167,500	167,500
PRIOR EXP					137,167	137,167
BUDGET C/O					30,333	30,333
2021-2022						
2022-2023						
2023-2024						
2024-2025						
2025-2026						
BEYOND 2026						
<b>TOTAL COST</b>					167,500	167,500

**EXPENDITURE BREAKDOWN**

EXPENDITURE BREAKDOWN	ENGINEERING	TESTING	LAND ACQUISITION	CONSTRUCTION	OTHER	TOTAL
PRIOR BDGTS					167,500	167,500
2021-2022						
2022-2023						
2023-2024						
2024-2025						
2025-2026						
BEYOND 2026						
<b>TOTAL COST</b>					167,500	167,500

**PROJECT SPECIFICATIONS**

**PROJECT DESCRIPTION:**  
 Replace outdated & obsolete 12.5 KV breakers in Switchgear at Power Plant. Existing will be changed out at a rate of 3 per year by departmental personnel.

**PROJECT JUSTIFICATION:**  
 Existing breakers were installed in the mid 1960's and do not have relcosing capabilities.

**PROJECT PRIORITY:** A

**START DATE:** N/A      **EST TIME TO COMPLETE:** N/A

**OPERATING BUDGET EFFECT:**  
 X NONE      N/A      SEE DETAIL

**SHEET A 2021-2022/2025-2026 CAPITAL IMPROVEMENTS PROGRAM**

<b>PROJECT TITLE:</b> 138 KV Pole Change Out	<b>PROJECT CATEGORY:</b> Electric
<b>PROJECT NUMBER:</b> 720601	<b>COUNCIL DISTRICT #</b> N/A
<b>DIVISION:</b> Utilities	<b>DEPARTMENT:</b> Electric Distribution

**PROJECT BUDGET**

**REVENUE BREAKDOWN**

REVENUE SOURCES					UTILITY FUND	TOTAL
PRIOR BDGTS						
PRIOR EXP						
BUDGET C/O						
2021-2022					169,200	169,200
2022-2023					300,000	300,000
2023-2024						
2024-2025						
2025-2026						
BEYOND 2026						
<b>TOTAL COST</b>					469,200	469,200

**EXPENDITURE BREAKDOWN**

EXPENDITURE BREAKDOWN	ENGINEERING	TESTING	LAND ACQUISITION	CONSTRUCTION	OTHER	TOTAL
PRIOR BDGTS						
2021-2022					169,200	169,200
2022-2023					300,000	300,000
2023-2024						
2024-2025						
2025-2026						
BEYOND 2026						
<b>TOTAL COST</b>					469,200	469,200

**PROJECT SPECIFICATIONS**

**PROJECT DESCRIPTION:**  
 Replace approximately 84 transmission poles in the 138 KV Loop. Original poles were installed in the 1960's and had an anticipated life of 30 years. Most of the engineering has been done "in house".

**PROJECT JUSTIFICATION:**  
 The 138 KV Loop provides power to all the substations in the system. If 2 sections of the loop are lost simultaneously, many customers would be without power until the 90' and 100' poles could be replaced, which would take too long with existing City crews and equipment.

**PROJECT PRIORITY:** A

**START DATE:** Ongoing      **EST TIME TO COMPLETE:** Ongoing

**OPERATING BUDGET EFFECT:**  
 NONE       N/A       SEE DETAIL

**SHEET A 2021-2022/2025-2026 CAPITAL IMPROVEMENTS PROGRAM**

<b>PROJECT TITLE:</b> Electric Utility Relocations	<b>PROJECT CATEGORY:</b> Electric
<b>PROJECT NUMBER:</b> 720801	<b>COUNCIL DISTRICT #</b> N/A
<b>DIVISION:</b> Utilities	<b>DEPARTMENT:</b> Electric Distribution

**PROJECT BUDGET**

**REVENUE BREAKDOWN**

REVENUE SOURCES	STATE	UTILITY FUND	TOTAL
PRIOR BDGTS	431,000	1,044,000	1,475,000
PRIOR EXP	431,000	609,503	1,040,503
BUDGET C/O	0	434,497	434,497
2021-2022			
2022-2023		200,000	200,000
2023-2024		200,000	200,000
2024-2025		200,000	200,000
2025-2026		200,000	200,000
BEYOND 2026			
<b>TOTAL COST</b>	<b>431,000</b>	<b>1,844,000</b>	<b>2,275,000</b>

**EXPENDITURE BREAKDOWN**

EXPENDITURE BREAKDOWN	ENGINEERING	TESTING	LAND ACQUISITION	CONSTRUCTION	OTHER	TOTAL
PRIOR BDGTS				625,000	850,000	1,475,000
2021-2022						
2022-2023	30,000			170,000		200,000
2023-2024	30,000			170,000		200,000
2024-2025	30,000			170,000		200,000
2025-2026	30,000			170,000		200,000
BEYOND 2026						
<b>TOTAL COST</b>	<b>120,000</b>			<b>1,305,000</b>	<b>850,000</b>	<b>2,275,000</b>

**PROJECT SPECIFICATIONS**

**PROJECT DESCRIPTION:**  
Relocation of electrical lines and poles for various capital projects throughout the year.

**PROJECT JUSTIFICATION:**  
Presently using Maintenance funds for utility relocations for ditch closures and road improvements. There is no way to anticipate future projects and their relocation costs.

**PROJECT PRIORITY:** A

**START DATE:** Ongoing      **EST TIME TO COMPLETE:** Ongoing

**OPERATING BUDGET EFFECT:**  
 NONE       N/A       SEE DETAIL

**SHEET A 2021-2022/2025-2026 CAPITAL IMPROVEMENTS PROGRAM**

<b>PROJECT TITLE:</b> Substation Maintenance	<b>PROJECT CATEGORY:</b> Electric
<b>PROJECT NUMBER:</b> 720804	<b>COUNCIL DISTRICT #</b> N/A
<b>DIVISION:</b> Utilities	<b>DEPARTMENT:</b> Electric Distribution

**PROJECT BUDGET**

**REVENUE BREAKDOWN**

REVENUE SOURCES					UTILITY FUND	TOTAL
PRIOR BDGTS					2,225,000	2,225,000
PRIOR EXP					1,963,457	1,963,457
BUDGET C/O					261,543	261,543
2021-2022					117,500	117,500
2022-2023					275,000	275,000
2023-2024					275,000	275,000
2024-2025						
2025-2026						
BEYOND 2026						
<b>TOTAL COST</b>					<b>2,892,500</b>	<b>2,892,500</b>

**EXPENDITURE BREAKDOWN**

EXPENDITURE BREAKDOWN	ENGINEERING	TESTING	LAND ACQUISITION	CONSTRUCTION	OTHER	TOTAL
PRIOR BDGTS					2,225,000	2,225,000
2021-2022					117,500	117,500
2022-2023					275,000	275,000
2023-2024					275,000	275,000
2024-2025						
2025-2026						
BEYOND 2026						
<b>TOTAL COST</b>					<b>2,892,500</b>	<b>2,892,500</b>

**PROJECT SPECIFICATIONS**

**PROJECT DESCRIPTION:**  
 Inspection, testing, and cleaning of all oil filled transformers and Oil Circuit Breakers in the Substations. This would include filtering or replacing the oil as needed and testing all components of the Tap Changers and Oil Circuit Breakers

**PROJECT JUSTIFICATION:**  
 More extensive testing required by NERC/FERC.

**PROJECT PRIORITY:** A

**START DATE:** Ongoing      **EST TIME TO COMPLETE:** Ongoing

**OPERATING BUDGET EFFECT:**  
 NONE       N/A       SEE DETAIL

**SHEET A 2021-2022/2025-2026 CAPITAL IMPROVEMENTS PROGRAM**

<b>PROJECT TITLE:</b> Distribution Feeder Maintenance	<b>PROJECT CATEGORY:</b> Electric
<b>PROJECT NUMBER:</b> 720805	<b>COUNCIL DISTRICT #</b> N/A
<b>DIVISION:</b> Utilities	<b>DEPARTMENT:</b> Electric Distribution

**PROJECT BUDGET**

**REVENUE BREAKDOWN**

REVENUE SOURCES					UTILITY FUND	TOTAL
PRIOR BDGTS					2,460,000	2,460,000
PRIOR EXP					1,896,836	1,896,836
BUDGET C/O					563,164	563,164
2021-2022					94,000	94,000
2022-2023					200,000	200,000
2023-2024					200,000	200,000
2024-2025					200,000	200,000
2025-2026					200,000	200,000
BEYOND 2026						
<b>TOTAL COST</b>					<b>3,354,000</b>	<b>3,354,000</b>

**EXPENDITURE BREAKDOWN**

EXPENDITURE BREAKDOWN	ENGINEERING	TESTING	LAND ACQUISITION	CONSTRUCTION	OTHER	TOTAL
PRIOR BDGTS					2,460,000	2,460,000
2021-2022					94,000	94,000
2022-2023					200,000	200,000
2023-2024					200,000	200,000
2024-2025					200,000	200,000
2025-2026					200,000	200,000
BEYOND 2026						
<b>TOTAL COST</b>					<b>3,354,000</b>	<b>3,354,000</b>

**PROJECT SPECIFICATIONS**

**PROJECT DESCRIPTION:**  
Upgrade and rehab main feeder circuits coming from substations.

---

**PROJECT JUSTIFICATION:**  
There are 61 major circuits feeding from substations and spread out to service customers. An organized, continuing maintenance program is needed to ensure system reliability.

---

**PROJECT PRIORITY:** A

**START DATE:** Ongoing      **EST TIME TO COMPLETE:** Ongoing

**OPERATING BUDGET EFFECT:**  
 NONE       N/A       SEE DETAIL

**SHEET A 2021-2022/2025-2026 CAPITAL IMPROVEMENTS PROGRAM**

<b>PROJECT TITLE:</b> 138 KV Pilot Wire Replacement	<b>PROJECT CATEGORY:</b> Electric
<b>PROJECT NUMBER:</b> 720903	<b>COUNCIL DISTRICT #</b> N/A
<b>DIVISION:</b> Utilities	<b>DEPARTMENT:</b> Electric Distribution

**PROJECT BUDGET**

**REVENUE BREAKDOWN**

REVENUE SOURCES					UTILITY FUND	TOTAL
PRIOR BDGTS					1,895,000	1,895,000
PRIOR EXP					1,294,962	1,294,962
BUDGET C/O					600,038	600,038
2021-2022						
2022-2023						
2023-2024						
2024-2025						
2025-2026						
BEYOND 2026						
<b>TOTAL COST</b>					1,895,000	1,895,000

**EXPENDITURE BREAKDOWN**

EXPENDITURE BREAKDOWN	ENGINEERING	TESTING	LAND ACQUISITION	CONSTRUCTION	OTHER	TOTAL
PRIOR BDGTS	445,000				1,450,000	1,895,000
2021-2022						
2022-2023						
2023-2024						
2024-2025						
2025-2026						
BEYOND 2026						
<b>TOTAL COST</b>	445,000				1,450,000	1,895,000

**PROJECT SPECIFICATIONS**

**PROJECT DESCRIPTION:**  
Replace existing pilot communications system with ADSS Fiber Optic Cable.

**PROJECT JUSTIFICATION:**  
Existing pilot wire system does not correctly control the transfer trip scheme between substations. In some instances, cascading 138KV outages have resulted from this poor communication. This problem must be corrected on the the City will face fines from NERC for failing to correct a know misoperation.  
Excess capacity will be made available for use by other City departments.

**PROJECT PRIORITY:** A

**START DATE:** Ongoing      **EST TIME TO COMPLETE:** Ongoing

**OPERATING BUDGET EFFECT:**  
 NONE       N/A       SEE DETAIL



**SHEET A 2021-2022/2025-2026 CAPITAL IMPROVEMENTS PROGRAM**

<b>PROJECT TITLE:</b> DG Hunter Units #5-11	<b>PROJECT CATEGORY:</b> Electric
<b>PROJECT NUMBER:</b> 721401	<b>COUNCIL DISTRICT #</b> N/A
<b>DIVISION:</b> Utilities	<b>DEPARTMENT:</b> Electric Production

**PROJECT BUDGET**

**REVENUE BREAKDOWN**

REVENUE SOURCES				UTILITY FUND	Utility Revenue Bonds 2013	TOTAL
PRIOR BDGTS				1,261,009	85,532,709	86,793,718
PRIOR EXP				446,362	85,532,709	85,979,071
BUDGET C/O				814,647	0	814,647
2021-2022						(814,647)
2022-2023						
2023-2024						
2024-2025						
2025-2026						
BEYOND 2026						
<b>TOTAL COST</b>				1,261,009	85,532,709	85,979,071

**EXPENDITURE BREAKDOWN**

EXPENDITURE BREAKDOWN	ENGINEERING	TESTING	LAND ACQUISITION	CONSTRUCTION	OTHER	TOTAL
PRIOR BDGTS					86,793,718	86,793,718
2021-2022						(814,647)
2022-2023						
2023-2024						
2024-2025						
2025-2026						
BEYOND 2026						
<b>TOTAL COST</b>					86,793,718	85,979,071

**PROJECT SPECIFICATIONS**

**PROJECT DESCRIPTION:**  
Installation of seven (7) 9.3 MW Wartsila natural gas fueled reciprocating engine generators at DG Hunter Electrical Generating Station.

**PROJECT JUSTIFICATION:**  
Provide generation for the City's future electrical resource plan.

**PROJECT PRIORITY:** A

**START DATE:** 2016      **EST TIME TO COMPLETE:** 2 Years

**OPERATING BUDGET EFFECT:**  
 X       NONE       N/A       SEE DETAIL

**SHEET A 2021-2022/2025-2026 CAPITAL IMPROVEMENTS PROGRAM**

<b>PROJECT TITLE:</b> Bayou Cove #1 Comb Inspection	<b>PROJECT CATEGORY:</b> Electric
<b>PROJECT NUMBER:</b> 721502	<b>COUNCIL DISTRICT #</b> N/A
<b>DIVISION:</b> Utilities	<b>DEPARTMENT:</b> Electric Production

**PROJECT BUDGET**

**REVENUE BREAKDOWN**

REVENUE SOURCES					UTILITY FUND	TOTAL
PRIOR BDGTS					620,000	620,000
PRIOR EXP					320,000	320,000
BUDGET C/O					300,000	300,000
2021-2022						
2022-2023						
2023-2024						
2024-2025						
2025-2026						
BEYOND 2026						
<b>TOTAL COST</b>					620,000	620,000

**EXPENDITURE BREAKDOWN**

EXPENDITURE BREAKDOWN	ENGINEERING	TESTING	LAND ACQUISITION	CONSTRUCTION	OTHER	TOTAL
PRIOR BDGTS					620,000	620,000
2021-2022						
2022-2023						
2023-2024						
2024-2025						
2025-2026						
BEYOND 2026						
<b>TOTAL COST</b>					620,000	620,000

**PROJECT SPECIFICATIONS**

**PROJECT DESCRIPTION:**  
Tear down and inspection of Bayou Cove #1 turbine and combustion path.

---

**PROJECT JUSTIFICATION:**  
Required by the manufacturer.

---

**PROJECT PRIORITY:** A

**START DATE:** 2021      **EST TIME TO COMPLETE:** 1 Month

**OPERATING BUDGET EFFECT:**  
 NONE       N/A       SEE DETAIL

**SHEET A 2021-2022/2025-2026 CAPITAL IMPROVEMENTS PROGRAM**

<b>PROJECT TITLE:</b> Bayou Cove #1 Capital Improvement	<b>PROJECT CATEGORY:</b> Electric
<b>PROJECT NUMBER:</b> 721503	<b>COUNCIL DISTRICT #</b> N/A
<b>DIVISION:</b> Utilities	<b>DEPARTMENT:</b> Electric Production

**PROJECT BUDGET**

**REVENUE BREAKDOWN**

REVENUE SOURCES					UTILITY FUND	TOTAL
PRIOR BDGTS					75,000	75,000
PRIOR EXP						0
BUDGET C/D					75,000	75,000
2021-2022						
2022-2023						
2023-2024						
2024-2025						
2025-2026						
BEYOND 2026						
<b>TOTAL COST</b>					75,000	75,000

**EXPENDITURE BREAKDOWN**

EXPENDITURE BREAKDOWN	ENGINEERING	TESTING	LAND ACQUISITION	CONSTRUCTION	OTHER	TOTAL
PRIOR BDGTS					75,000	75,000
2021-2022						
2022-2023						
2023-2024						
2024-2025						
2025-2026						
BEYOND 2026						
<b>TOTAL COST</b>					75,000	75,000

**PROJECT SPECIFICATIONS**

**PROJECT DESCRIPTION:**  
Capital Improvement as needed for Bayou Cove #1.

**PROJECT JUSTIFICATION:**  
The City acquired Bayou Cove #1 in 2014, and recognized the need for minor capital improvements as needs arise.

**PROJECT PRIORITY:** A

**START DATE:** Ongoing      **EST TIME TO COMPLETE:** Ongoing

**OPERATING BUDGET EFFECT:**  
 NONE       N/A       SEE DETAIL

**SHEET A 2021-2022/2025-2026 CAPITAL IMPROVEMENTS PROGRAM**

<b>PROJECT TITLE:</b> Rep Twin Bridges Autotransformer	<b>PROJECT CATEGORY:</b> Electric
<b>PROJECT NUMBER:</b> 721702	<b>COUNCIL DISTRICT #</b> N/A
<b>DIVISION:</b> Utilities	<b>DEPARTMENT:</b> Electric Distribution

**PROJECT BUDGET**

**REVENUE BREAKDOWN**

REVENUE SOURCES				Utility Revenue Bonds 2013	UTILITY FUND	TOTAL
PRIOR BDGTS				29,944	4,770,056	4,800,000
PRIOR EXP				29,944	4,604,216	4,634,160
BUDGET C/O				0	165,840	165,840
2021-2022						
2022-2023						
2023-2024						
2024-2025						
2025-2026						
BEYOND 2026						
<b>TOTAL COST</b>				29,944	165,840	4,800,000

**EXPENDITURE BREAKDOWN**

EXPENDITURE BREAKDOWN	ENGINEERING	TESTING	LAND ACQUISITION	CONSTRUCTION	OTHER	TOTAL
PRIOR BDGTS				900,000	3,900,000	4,800,000
2021-2022						
2022-2023						
2023-2024						
2024-2025						
2025-2026						
BEYOND 2026						
<b>TOTAL COST</b>				900,000	3,900,000	4,800,000

**PROJECT SPECIFICATIONS**

<b>PROJECT DESCRIPTION:</b> Replace transformer at theTwin Bridges Road Substation.	
<b>PROJECT JUSTIFICATION:</b> Existing transformer is at the end of useful life.	
<b>PROJECT PRIORITY:</b>	A
<b>START DATE:</b> 2019	<b>EST TIME TO COMPLETE:</b> 2 Years
<b>OPERATING BUDGET EFFECT:</b>	
X NONE	N/A SEE DETAIL

**SHEET A 2021-2022/2025-2026 CAPITAL IMPROVEMENTS PROGRAM**

<b>PROJECT TITLE:</b> MacArthur Drive Lighting Replacement	<b>PROJECT CATEGORY:</b> Electric
<b>PROJECT NUMBER:</b> 721704	<b>COUNCIL DISTRICT #</b> N/A
<b>DIVISION:</b> Utilities	<b>DEPARTMENT:</b> Electric Distribution

**PROJECT BUDGET**

**REVENUE BREAKDOWN**

REVENUE SOURCES					UTILITY FUND	TOTAL
PRIOR BDGTS					2,350,000	2,350,000
PRIOR EXP					1,846,373	1,846,373
BUDGET C/O					503,627	503,627
2021-2022						
2022-2023						
2023-2024						
2024-2025						
2025-2026						
BEYOND 2026						
<b>TOTAL COST</b>					2,350,000	2,350,000

**EXPENDITURE BREAKDOWN**

EXPENDITURE BREAKDOWN	ENGINEERING	TESTING	LAND ACQUISITION	CONSTRUCTION	OTHER	TOTAL
PRIOR BDGTS	150,000				2,200,000	2,350,000
2021-2022						
2022-2023						
2023-2024						
2024-2025						
2025-2026						
BEYOND 2026						
<b>TOTAL COST</b>	150,000				2,200,000	2,350,000

**PROJECT SPECIFICATIONS**

**PROJECT DESCRIPTION:**  
Replacement of approximately 5 miles of existing roadway lighting with modern, energy efficient system.

**PROJECT JUSTIFICATION:**  
Existing was installed in the 1970's. It is outdated and beyond repair.

**PROJECT PRIORITY:** A

**START DATE:** 2018      **EST TIME TO COMPLETE:** 4 Years

**OPERATING BUDGET EFFECT:**  
 NONE       N/A       SEE DETAIL

**SHEET A 2021-2022/2025-2026 CAPITAL IMPROVEMENTS PROGRAM**

<b>PROJECT TITLE:</b> Demolition of DG Hunter #1-4	<b>PROJECT CATEGORY:</b> Electric
<b>PROJECT NUMBER:</b> 721801	<b>COUNCIL DISTRICT #</b> N/A
<b>DIVISION:</b> Utilities	<b>DEPARTMENT:</b> Electric Distribution

**PROJECT BUDGET**

**REVENUE BREAKDOWN**

REVENUE SOURCES					UTILITY FUND	TOTAL
PRIOR BDGTS					375,000	375,000
PRIOR EXP					255,896	255,896
BUDGET C/O					119,104	119,104
2021-2022						
2022-2023					125,000	125,000
2023-2024					125,000	125,000
2024-2025						
2025-2026						
BEYOND 2026						
<b>TOTAL COST</b>					<b>625,000</b>	<b>625,000</b>

**EXPENDITURE BREAKDOWN**

EXPENDITURE BREAKDOWN	ENGINEERING	TESTING	LAND ACQUISITION	CONSTRUCTION	OTHER	TOTAL
PRIOR BDGTS					375,000	375,000
2021-2022						
2022-2023					125,000	125,000
2023-2024					125,000	125,000
2024-2025						
2025-2026						
BEYOND 2026						
<b>TOTAL COST</b>					<b>625,000</b>	<b>625,000</b>

**PROJECT SPECIFICATIONS**

**PROJECT DESCRIPTION:**  
Dismantling and salvaging of DG Hunter Units #1-4.

**PROJECT JUSTIFICATION:**  
This units are obsolete and no longer needed for the production of electricity.

**PROJECT PRIORITY:** A

**START DATE:** Ongoing      **EST TIME TO COMPLETE:** Ongoing

**OPERATING BUDGET EFFECT:**  
 NONE       N/A       SEE DETAIL

**SHEET A 2021-2022/2025-2026 CAPITAL IMPROVEMENTS PROGRAM**

<b>PROJECT TITLE:</b> Prescott 2400V Conversion	<b>PROJECT CATEGORY:</b> Electric
<b>PROJECT NUMBER:</b> 721802	<b>COUNCIL DISTRICT #</b> N/A
<b>DIVISION:</b> Utilities	<b>DEPARTMENT:</b> Electric Distribution

**PROJECT BUDGET**

**REVENUE BREAKDOWN**

REVENUE SOURCES					UTILITY FUND	TOTAL
PRIOR BDGTS					750,000	750,000
PRIOR EXP					490,456	490,456
BUDGET C/D					259,544	259,544
2021-2022					391,040	391,040
2022-2023						
2023-2024						
2024-2025						
2025-2026						
BEYOND 2026						
<b>TOTAL COST</b>					750,000	1,141,040

**EXPENDITURE BREAKDOWN**

EXPENDITURE BREAKDOWN	ENGINEERING	TESTING	LAND ACQUISITION	CONSTRUCTION	OTHER	TOTAL
PRIOR BDGTS				750,000		750,000
2021-2022				391,040		391,040
2022-2023						
2023-2024						
2024-2025						
2025-2026						
BEYOND 2026						
<b>TOTAL COST</b>				1,141,040		1,141,040

**PROJECT SPECIFICATIONS**

**PROJECT DESCRIPTION:**  
Conversion of the Prescott Electric Substation and circuits to 72/12.5 KV operation. Project will include reconductoring 3 distribution circuits and replacing roughly 200 pole mounted transformers.

**PROJECT JUSTIFICATION:**  
Modernization of system.

**PROJECT PRIORITY:** A

**START DATE:** Ongoing      **EST TIME TO COMPLETE:** Ongoing

**OPERATING BUDGET EFFECT:**  
 NONE       N/A       SEE DETAIL

**SHEET A 2021-2022/2025-2026 CAPITAL IMPROVEMENTS PROGRAM**

<b>PROJECT TITLE:</b> Downtown-Willow Glen 138KV Rebuild	<b>PROJECT CATEGORY:</b> Electric
<b>PROJECT NUMBER:</b> 721901	<b>COUNCIL DISTRICT #</b> N/A
<b>DIVISION:</b> Utilities	<b>DEPARTMENT:</b> Electric Distribution

**PROJECT BUDGET**

**REVENUE BREAKDOWN**

REVENUE SOURCES					UTILITY FUND	TOTAL
PRIOR BDGTS					2,126,000	2,126,000
PRIOR EXP					1,530,496	1,530,496
BUDGET C/O					595,504	595,504
2021-2022					202,100	202,100
2022-2023						
2023-2024						
2024-2025						
2025-2026						
BEYOND 2026					4,000,000	4,000,000
<b>TOTAL COST</b>					<b>6,328,100</b>	<b>6,328,100</b>

**EXPENDITURE BREAKDOWN**

EXPENDITURE BREAKDOWN	ENGINEERING	TESTING	LAND ACQUISITION	CONSTRUCTION	OTHER	TOTAL
PRIOR BDGTS					2,126,000	2,126,000
2021-2022					202,100	202,100
2022-2023						
2023-2024						
2024-2025						
2025-2026						
BEYOND 2026					4,000,000	4,000,000
<b>TOTAL COST</b>					<b>6,328,100</b>	<b>6,328,100</b>

**PROJECT SPECIFICATIONS**

**PROJECT DESCRIPTION:**  
Reconductoring approximately 7 miles of existing 636 AAC, 138 KV transmission lines to 636 ACCC conductor. This will increase the lines carrying capacity by roughly 95%.

**PROJECT JUSTIFICATION:**  
MISO mandated for system reliability.

**PROJECT PRIORITY:** A

**START DATE:** Ongoing      **EST TIME TO COMPLETE:** Ongoing

**OPERATING BUDGET EFFECT:**  
 NONE       N/A       SEE DETAIL

**SHEET A 2021-2022/2025-2026 CAPITAL IMPROVEMENTS PROGRAM**

<b>PROJECT TITLE:</b> DG Hunter #5-11 Major Maintenance	<b>PROJECT CATEGORY:</b> Electric
<b>PROJECT NUMBER:</b> 721902	<b>COUNCIL DISTRICT #</b> N/A
<b>DIVISION:</b> Utilities	<b>DEPARTMENT:</b> Electric Distribution

**PROJECT BUDGET**

**REVENUE BREAKDOWN**

REVENUE SOURCES					UTILITY FUND	TOTAL
PRIOR BDGTS					1,050,000	1,050,000
PRIOR EXP					90,866	90,866
BUDGET C/O					959,134	959,134
2021-2022						
2022-2023						
2023-2024						
2024-2025						
2025-2026						
BEYOND 2026						
<b>TOTAL COST</b>					959,134	1,050,000

**EXPENDITURE BREAKDOWN**

EXPENDITURE BREAKDOWN	ENGINEERING	TESTING	LAND ACQUISITION	CONSTRUCTION	OTHER	TOTAL
PRIOR BDGTS					1,050,000	1,050,000
2021-2022						
2022-2023						
2023-2024						
2024-2025						
2025-2026						
BEYOND 2026						
<b>TOTAL COST</b>					1,050,000	1,050,000

**PROJECT SPECIFICATIONS**

**PROJECT DESCRIPTION:**  
Major Maintenance of RICE units #5-11.

---

**PROJECT JUSTIFICATION:**  
Required by the manufacturer's recommendation.

---

**PROJECT PRIORITY:** A

**START DATE:** 2022      **EST TIME TO COMPLETE:** 2 Years

**OPERATING BUDGET EFFECT:**  
 X      NONE       N/A       SEE DETAIL

**SHEET A 2021-2022/2025-2026 CAPITAL IMPROVEMENTS PROGRAM**

<b>PROJECT TITLE:</b> DG Hunter #5-11 Stack Testing	<b>PROJECT CATEGORY:</b> Electric
<b>PROJECT NUMBER:</b> 721903	<b>COUNCIL DISTRICT #</b> N/A
<b>DIVISION:</b> Utilities	<b>DEPARTMENT:</b> Electric Distribution

**PROJECT BUDGET**

**REVENUE BREAKDOWN**

REVENUE SOURCES					UTILITY FUND	TOTAL
PRIOR BDGTS					75,000	75,000
PRIOR EXP					16,498	16,498
BUDGET C/O					58,502	58,502
2021-2022					70,500	70,500
2022-2023						
2023-2024						
2024-2025						
2025-2026						
BEYOND 2026						
<b>TOTAL COST</b>					145,500	145,500

**EXPENDITURE BREAKDOWN**

EXPENDITURE BREAKDOWN	ENGINEERING	TESTING	LAND ACQUISITION	CONSTRUCTION	OTHER	TOTAL
PRIOR BDGTS					75,000	75,000
2021-2022					70,500	70,500
2022-2023						
2023-2024						
2024-2025						
2025-2026						
BEYOND 2026						
<b>TOTAL COST</b>					145,500	145,500

**PROJECT SPECIFICATIONS**

**PROJECT DESCRIPTION:**  
Emissions testing and certification of RICE units #5-11.

---

**PROJECT JUSTIFICATION:**  
EPA mandated.

---

**PROJECT PRIORITY:** A

**START DATE:** 2022      **EST TIME TO COMPLETE:** 2 Years

**OPERATING BUDGET EFFECT:**  
 NONE       N/A       SEE DETAIL





**SHEET A 2021-2022/2025-2026 CAPITAL IMPROVEMENTS PROGRAM**

<b>PROJECT TITLE:</b> Roof Improvements/Replacements	<b>PROJECT CATEGORY:</b> Electric
<b>PROJECT NUMBER:</b> 722202	<b>COUNCIL DISTRICT #</b> N/A
<b>DIVISION:</b> Utilities	<b>DEPARTMENT:</b> Electric Distribution

**PROJECT BUDGET**

**REVENUE BREAKDOWN**

REVENUE SOURCES					UTILITY FUND	TOTAL
PRIOR BDGTS						
PRIOR EXP						
BUDGET C/D						
2021-2022					32,900	32,900
2022-2023						
2023-2024						
2024-2025						
2025-2026						
BEYOND 2026						
<b>TOTAL COST</b>					32,900	32,900

**EXPENDITURE BREAKDOWN**

EXPENDITURE BREAKDOWN	ENGINEERING	TESTING	LAND ACQUISITION	CONSTRUCTION	OTHER	TOTAL
PRIOR BDGTS						
2021-2022					32,900	32,900
2022-2023						
2023-2024						
2024-2025						
2025-2026						
BEYOND 2026						
<b>TOTAL COST</b>					32,900	32,900

**PROJECT SPECIFICATIONS**

**PROJECT DESCRIPTION:**

**PROJECT JUSTIFICATION:**

**PROJECT PRIORITY:** A

**START DATE:** 2021      **EST TIME TO COMPLETE:** N/A

**OPERATING BUDGET EFFECT:**

X NONE      N/A      SEE DETAIL



**SHEET A 2021-2022/2025-2026 CAPITAL IMPROVEMENTS PROGRAM**

<b>PROJECT TITLE:</b> Power Plant GSU Switch Upgrade	<b>PROJECT CATEGORY:</b> Electric
<b>PROJECT NUMBER:</b> N/A	<b>COUNCIL DISTRICT #</b> N/A
<b>DIVISION:</b> Utilities	<b>DEPARTMENT:</b> Electric Distribution

**PROJECT BUDGET**

**REVENUE BREAKDOWN**

REVENUE SOURCES					UTILITY FUND	TOTAL
PRIOR BDGTS						
PRIOR EXP						
BUDGET C/O						
2021-2022						
2022-2023						
2023-2024						
2024-2025						
2025-2026						
BEYOND 2026					287,500	287,500
<b>TOTAL COST</b>					287,500	287,500

**EXPENDITURE BREAKDOWN**

EXPENDITURE BREAKDOWN	ENGINEERING	TESTING	LAND ACQUISITION	CONSTRUCTION	OTHER	TOTAL
PRIOR BDGTS						
2021-2022						
2022-2023						
2023-2024						
2024-2025						
2025-2026						
BEYOND 2026					287,500	287,500
<b>TOTAL COST</b>					287,500	287,500

**PROJECT SPECIFICATIONS**

**PROJECT DESCRIPTION:**  
Add switches to safely switch between main and reserve GSU's for operation and testing.

---

**PROJECT JUSTIFICATION:**  
Current system lacks efficiency and would cause multi day outage to change over from one to other for daily operations or testing of GSU's.

---

**PROJECT PRIORITY:** A

**START DATE:** N/A      **EST TIME TO COMPLETE:** N/A

**OPERATING BUDGET EFFECT:**  
 NONE       N/A       SEE DETAIL

**SHEET A 2021-2022/2025-2026 CAPITAL IMPROVEMENTS PROGRAM**

<b>PROJECT TITLE:</b> Paint Substation Transformers/Switchgear	<b>PROJECT CATEGORY:</b> Electric
<b>PROJECT NUMBER:</b> N/A	<b>COUNCIL DISTRICT #</b> N/A
<b>DIVISION:</b> Utilities	<b>DEPARTMENT:</b> Electric Distribution

**PROJECT BUDGET**

**REVENUE BREAKDOWN**

REVENUE SOURCES					UTILITY FUND	TOTAL
PRIOR BDGTS						
PRIOR EXP						
BUDGET C/0						
2021-2022						
2022-2023						
2023-2024						
2024-2025						
2025-2026						
BEYOND 2026					125,000	125,000
<b>TOTAL COST</b>					125,000	125,000

**EXPENDITURE BREAKDOWN**

EXPENDITURE BREAKDOWN	ENGINEERING	TESTING	LAND ACQUISITION	CONSTRUCTION	OTHER	TOTAL
PRIOR BDGTS						0
2021-2022						
2022-2023						
2023-2024						
2024-2025						
2025-2026						
BEYOND 2026					125,000	125,000
<b>TOTAL COST</b>					125,000	125,000

**PROJECT SPECIFICATIONS**

**PROJECT DESCRIPTION:**  
Repaint substation transformers and switchgear at various substations.

---

**PROJECT JUSTIFICATION:**  
Needed to prevent damage to internal components.

---

**PROJECT PRIORITY:** A

**START DATE:** N/A      **EST TIME TO COMPLETE:** N/A

**OPERATING BUDGET EFFECT:**  
 NONE       N/A       SEE DETAIL

**SHEET A 2021-2022/2025-2026 CAPITAL IMPROVEMENTS PROGRAM**

<b>PROJECT TITLE:</b> Replace Bayou Rapides Switchgear #1	<b>PROJECT CATEGORY:</b> Electric
<b>PROJECT NUMBER:</b> N/A	<b>COUNCIL DISTRICT #</b> N/A
<b>DIVISION:</b> Utilities	<b>DEPARTMENT:</b> Electric Distribution

**PROJECT BUDGET**

**REVENUE BREAKDOWN**

REVENUE SOURCES					UTILITY FUND	TOTAL
PRIOR BDGTS						
PRIOR EXP						
BUDGET C/O						
2021-2022						
2022-2023						
2023-2024						
2024-2025						
2025-2026						
BEYOND 2026					775,000	775,000
<b>TOTAL COST</b>					775,000	775,000

**EXPENDITURE BREAKDOWN**

EXPENDITURE BREAKDOWN	ENGINEERING	TESTING	LAND ACQUISITION	CONSTRUCTION	OTHER	TOTAL
PRIOR BDGTS						
2021-2022						
2022-2023						
2023-2024						
2024-2025						
2025-2026						
BEYOND 2026					775,000	775,000
<b>TOTAL COST</b>					775,000	775,000

**PROJECT SPECIFICATIONS**

**PROJECT DESCRIPTION:**  
Replace existing switchgear at Bayou Rapides Substation.

---

**PROJECT JUSTIFICATION:**  
Improve reliability of power to customers.

---

**PROJECT PRIORITY:** A

**START DATE:** N/A      **EST TIME TO COMPLETE:** N/A

**OPERATING BUDGET EFFECT:**  
 NONE       N/A       SEE DETAIL

**SHEET A 2021-2022/2025-2026 CAPITAL IMPROVEMENTS PROGRAM**

<b>PROJECT TITLE:</b> Replace Prescott Swichgear #1	<b>PROJECT CATEGORY:</b> Electric
<b>PROJECT NUMBER:</b> N/A	<b>COUNCIL DISTRICT #</b> N/A
<b>DIVISION:</b> Utilities	<b>DEPARTMENT:</b> Electric Distribution

**PROJECT BUDGET**

**REVENUE BREAKDOWN**

REVENUE SOURCES					UTILITY FUND	TOTAL
PRIOR BDGTS						0
PRIOR EXP						0
BUDGET C/O						0
2021-2022						
2022-2023						
2023-2024						
2024-2025						
2025-2026						
BEYOND 2026					675,000	675,000
<b>TOTAL COST</b>					675,000	675,000

**EXPENDITURE BREAKDOWN**

EXPENDITURE BREAKDOWN	ENGINEERING	TESTING	LAND ACQUISITION	CONSTRUCTION	OTHER	TOTAL
PRIOR BDGTS						0
2021-2022						
2022-2023						
2023-2024						
2024-2025						
2025-2026						
BEYOND 2026					675,000	675,000
<b>TOTAL COST</b>					675,000	675,000

**PROJECT SPECIFICATIONS**

**PROJECT DESCRIPTION:**  
Replace existing switchgear at Prescott Road Substation.

**PROJECT JUSTIFICATION:**  
Improve reliability of power to customers.

**PROJECT PRIORITY:** A

**START DATE:** N/A      **EST TIME TO COMPLETE:** N/A

**OPERATING BUDGET EFFECT:**  
 NONE       N/A       SEE DETAIL

**SHEET A 2021-2022/2025-2026 CAPITAL IMPROVEMENTS PROGRAM**

<b>PROJECT TITLE:</b> Replace Prescott Transformer #2	<b>PROJECT CATEGORY:</b> Electric
<b>PROJECT NUMBER:</b> N/A	<b>COUNCIL DISTRICT #</b> N/A
<b>DIVISION:</b> Utilities	<b>DEPARTMENT:</b> Electric Distribution

**PROJECT BUDGET**

**REVENUE BREAKDOWN**

REVENUE SOURCES					UTILITY FUND	TOTAL
PRIOR BDGTS						0
PRIOR EXP						0
BUDGET C/O						0
2021-2022						
2022-2023						
2023-2024						
2024-2025						
2025-2026						
BEYOND 2026					900,000	900,000
<b>TOTAL COST</b>					900,000	900,000

**EXPENDITURE BREAKDOWN**

EXPENDITURE BREAKDOWN	ENGINEERING	TESTING	LAND ACQUISITION	CONSTRUCTION	OTHER	TOTAL
PRIOR BDGTS						0
2021-2022						
2022-2023						
2023-2024						
2024-2025						
2025-2026						
BEYOND 2026					900,000	900,000
<b>TOTAL COST</b>					900,000	900,000

**PROJECT SPECIFICATIONS**

**PROJECT DESCRIPTION:**  
Replace Tranformer #2 at the Prescott Road Substation.

---

**PROJECT JUSTIFICATION:**  
Existing transformer was placed in 1971. Replacement is needed to continue reliability of power to customers.

---

**PROJECT PRIORITY:** A

**START DATE:** N/A      **EST TIME TO COMPLETE:** N/A

**OPERATING BUDGET EFFECT:**  
 NONE       N/A       SEE DETAIL

**SHEET A 2021-2022/2025-2026 CAPITAL IMPROVEMENTS PROGRAM**

<b>PROJECT TITLE:</b> Willow Glen Breaker & Switch Rep	<b>PROJECT CATEGORY:</b> Electric
<b>PROJECT NUMBER:</b> N/A	<b>COUNCIL DISTRICT #</b> N/A
<b>DIVISION:</b> Utilities	<b>DEPARTMENT:</b> Electric Distribution

**PROJECT BUDGET**

**REVENUE BREAKDOWN**

REVENUE SOURCES					UTILITY FUND	TOTAL
PRIOR BDGTS						0
PRIOR EXP						0
BUDGET C/O						0
2021-2022						
2022-2023						
2023-2024						
2024-2025						
2025-2026						
BEYOND 2026					2,000,000	2,000,000
<b>TOTAL COST</b>					2,000,000	2,000,000

**EXPENDITURE BREAKDOWN**

EXPENDITURE BREAKDOWN	ENGINEERING	TESTING	LAND ACQUISITION	CONSTRUCTION	OTHER	TOTAL
PRIOR BDGTS						0
2021-2022						
2022-2023						
2023-2024						
2024-2025						
2025-2026						
BEYOND 2026					2,000,000	2,000,000
<b>TOTAL COST</b>	0			0	2,000,000	2,000,000

**PROJECT SPECIFICATIONS**

**PROJECT DESCRIPTION:**  
Replace Breaker and Switch at the Willow Glen Road Substation.

---

**PROJECT JUSTIFICATION:**  
Existing equipment is past useful life.

---

**PROJECT PRIORITY:** A

**START DATE:** N/A      **EST TIME TO COMPLETE:** N/A

**OPERATING BUDGET EFFECT:**  
 NONE       N/A       SEE DETAIL

**SHEET A 2021-2022/2025-2026 CAPITAL IMPROVEMENTS PROGRAM**

<b>PROJECT TITLE:</b> Twin Bridges Breaker & Switch Rep	<b>PROJECT CATEGORY:</b> Electric
<b>PROJECT NUMBER:</b> N/A	<b>COUNCIL DISTRICT #</b> N/A
<b>DIVISION:</b> Utilities	<b>DEPARTMENT:</b> Electric Distribution

**PROJECT BUDGET**

**REVENUE BREAKDOWN**

REVENUE SOURCES					UTILITY FUND	TOTAL
PRIOR BDGTS						0
PRIOR EXP						0
BUDGET C/O						0
2021-2022						
2022-2023						
2023-2024						
2024-2025						
2025-2026						
BEYOND 2026					2,000,000	2,000,000
<b>TOTAL COST</b>					2,000,000	2,000,000

**EXPENDITURE BREAKDOWN**

EXPENDITURE BREAKDOWN	ENGINEERING	TESTING	LAND ACQUISITION	CONSTRUCTION	OTHER	TOTAL
PRIOR BDGTS						0
2021-2022						
2022-2023						
2023-2024						
2024-2025						
2025-2026						
BEYOND 2026					2,000,000	2,000,000
<b>TOTAL COST</b>	0			0	2,000,000	2,000,000

**PROJECT SPECIFICATIONS**

**PROJECT DESCRIPTION:**  
Replace Breaker and Switch at the Twin Bridges Road Substation.

**PROJECT JUSTIFICATION:**  
Existing equipment is past useful life.

**PROJECT PRIORITY:** A  
**START DATE:** N/A      **EST TIME TO COMPLETE:** N/A  
**OPERATING BUDGET EFFECT:**  
 NONE       N/A       SEE DETAIL

**2021-2022/2025-2026 CAPITAL IMPROVEMENTS BUDGET**

**TABLE OF CONTENTS**

**WATER**

	<b>PAGE</b>
750004 Waterline Replacement & Rehab .....	144
751001 Water Well Reclamation .....	145
751201 Martin Park Water Main Rep .....	146
751202 Replace Water Wells .....	147
751302 McNutt Field Water Feeder Line .....	148
751602 Fire Hydrant Thread Standardization .....	149
751702 TRC Rechlorination Station .....	150
751704 Water Main Rep-Legacy System .....	151
751901 Water Well Meter Replacement .....	152
752001 Martha Lane/Paris St Water .....	153
752101 Adams Station Equipment Storage .....	154
752201 Kisatchie Stand By Generation .....	155
752202 Water Storage Security Cameras .....	156
752203 Ground Storage Tower & Roof .....	157
* Kisatchie By Pass Phase I .....	158
* Adams Tank Repair & Paint .....	159
* 12" Main Bennett to Tulane .....	160
* Industrial Park Tank Repair & Paint .....	161
* Hamilton Street Tank Painting .....	162
* 24" Main Annadale Road .....	163
* 12" Main England Dr to Highway 1 .....	164
* Sterkx Road Materials Storage Cover .....	165
* Highway 1 South Wellfield Ph 1 .....	166
* Highway 1 South Wellfield Ph 2 .....	167
* Adams Pump Station Line Renovation .....	168

2021-2022

**COMBINED CAPITAL PROJECTS  
SOURCES OF FUNDING SUMMARY**

**WATER**

PROJECT IDENTIFICATION	SALES TAXES	AD VAL TAX- 14	AD VAL TAX- 18	FEDERAL FUNDS	STATE FUNDS	UTILITY FUND	OTHER	TOTALS
Waterline Replacement & Rehab						235,000		235,000
Water Well Reclamation						670,220		670,220
Replace Water Wells						823,440		823,440
Fire Hydrant Thread Standardization						(50,000)		(50,000)
Kisatchie Stand By Generation						600,000		600,000
Water Storage Security Cameras						415,950		415,950
Ground Storage Tower & Roof						155,100		155,100
<b>Total Water</b>	<b>0</b>	<b>0</b>	<b>0</b>	<b>0</b>	<b>0</b>	<b>2,849,710</b>	<b>0</b>	<b>2,849,710</b>

2021-2022

ENTERPRISE CAPITAL PROJECTS  
FIVE YEAR CAPITAL PLAN

WATER

PROJ #	PROJECT IDENTIFICATION	BUDGET C/O	FISCAL YEAR					TOTAL 5 YEAR	BEYOND 2026	TOTAL COST
			21-22	22-23	23-24	24-25	25-26			
750004	Waterline Replacement & Rehab	1,298,505	235,000	750,000	750,000	750,000	750,000	3,235,000		4,533,505
751001	Water Well Reclamation	1,043,426	670,220	750,000	750,000			2,170,220		3,213,646
751201	Martin Park Water Main Rep	538,205						0		538,205
751202	Replace Water Wells	630,087	823,440	750,000	750,000	750,000		3,073,440		3,703,527
751302	McNitt Field Water Feeder Line	471,123		450,000				450,000		921,123
751602	Fire Hydrant Thread Standardization	82,260	(50,000)					(50,000)		32,260
751702	TRC Rechlorination Station	239,000						0		239,000
751704	Water Main Rep-Legacy System	0		650,000	650,000	500,000		1,800,000		1,800,000
751901	Water Well Meter Replacement	385,000						0		385,000
752001	Martha Lane/Paris St Water	850,000						0		850,000
752101	Adams Station Equipment Storage	191,700						0		191,700
752201	Kisatchie Stand By Generation	0	600,000					600,000		600,000
752202	Water Storage Security Cameras	0	415,950					415,950		415,950
752203	Ground Storage Tower & Roof	0	155,100					155,100		155,100
*	Kisatchie By Pass Phase I	0						0	2,429,000	2,429,000
*	Adams Tank Repair & Paint	0						0	1,177,000	1,177,000
*	12" Main Bennett to Tulane	0						0	389,000	389,000
*	Industrial Park Tank Repair & Paint	0						0	900,000	900,000
*	Hamilton Street Tank Painting	0						0	150,000	150,000
*	24" Main Annadale Road	0						0	790,000	790,000
*	12" Main England Dr to Highway 1	0						0	869,000	869,000
*	Sterlix Road Materials Storage Cover	0						0	175,000	175,000
*	Highway 1 South Wellfield Ph 1	0						0	1,195,000	1,195,000
*	Highway 1 South Wellfield Ph 2	0						0	3,526,000	3,526,000
*	Adams Pump Station Line Renovation	0						0	1,935,000	1,935,000
<b>Total Water</b>		<b>5,729,306</b>	<b>2,849,710</b>	<b>3,350,000</b>	<b>2,900,000</b>	<b>2,000,000</b>	<b>750,000</b>	<b>11,849,710</b>	<b>13,545,000</b>	<b>31,124,016</b>

- \* Project Number to be Assigned
- ⊕ New or Revised Projects
- ⊖ Projects to be closed

**SHEET A 2021-2022/2025-2026 CAPITAL IMPROVEMENTS PROGRAM**

<b>PROJECT TITLE:</b> Waterline Replacement & Rehab	<b>PROJECT CATEGORY:</b> Water
<b>PROJECT NUMBER:</b> 750004	<b>COUNCIL DISTRICT #</b> N/A
<b>DIVISION:</b> Utilities	<b>DEPARTMENT:</b> Water

**PROJECT BUDGET**

**REVENUE BREAKDOWN**

REVENUE SOURCES					UTILITY FUND	TOTAL
PRIOR BDGTS					4,148,111	4,148,111
PRIOR EXP					2,849,606	2,849,606
BUDGET C/O					1,298,505	1,298,505
2021-2022					235,000	235,000
2022-2023					750,000	750,000
2023-2024					750,000	750,000
2024-2025					750,000	750,000
2025-2026					750,000	750,000
BEYOND 2026						0
<b>TOTAL COST</b>					7,383,111	7,383,111

**EXPENDITURE BREAKDOWN**

EXPENDITURE BREAKDOWN	ENGINEERING	TESTING	LAND ACQUISITION	CONSTRUCTION	OTHER	TOTAL
PRIOR BDGTS	25,000			4,123,111		4,148,111
2021-2022				235,000		235,000
2022-2023				750,000		750,000
2023-2024				750,000		750,000
2024-2025				750,000		750,000
2025-2026				750,000		750,000
BEYOND 2026						0
<b>TOTAL COST</b>	25,000	0	0	7,358,111	0	7,383,111

**PROJECT SPECIFICATIONS**

**PROJECT DESCRIPTION:**  
Replace deteriorated water lines within the City.

**PROJECT JUSTIFICATION:**  
Many lines have exceeded their engineered life expectancy.

**PROJECT PRIORITY:** A

**START DATE:** Ongoing      **EST TIME TO COMPLETE:** As needed

**OPERATING BUDGET EFFECT:**  
 NONE       X       N/A       SEE DETAIL

**SHEET A 2021-2022/2025-2026 CAPITAL IMPROVEMENTS PROGRAM**

<b>PROJECT TITLE:</b> Water Well Reclamation	<b>PROJECT CATEGORY:</b> Water
<b>PROJECT NUMBER:</b> 751001	<b>COUNCIL DISTRICT #</b> N/A
<b>DIVISION:</b> Utilities	<b>DEPARTMENT:</b> Water

**PROJECT BUDGET**

**REVENUE BREAKDOWN**

REVENUE SOURCES	Utility Revenue Bonds 2014	UTILITY FUND	TOTAL
PRIOR BDGTS	376,699	5,761,936	6,138,635
PRIOR EXP	376,699	4,718,510	5,095,209
BUDGET C/O	0	1,043,426	1,043,426
2021-2022		670,220	670,220
2022-2023		750,000	750,000
2023-2024		750,000	750,000
2024-2025			
2025-2026			
BEYOND 2026			0
<b>TOTAL COST</b>	<b>376,699</b>	<b>7,932,156</b>	<b>8,308,855</b>

**EXPENDITURE BREAKDOWN**

EXPENDITURE BREAKDOWN	ENGINEERING	TESTING	LAND ACQUISITION	CONSTRUCTION	OTHER	TOTAL
PRIOR BDGTS	200,000			5,938,635		6,138,635
2021-2022				670,220		670,220
2022-2023				750,000		750,000
2023-2024				750,000		750,000
2024-2025						
2025-2026						
BEYOND 2026						0
<b>TOTAL COST</b>	<b>200,000</b>	<b>0</b>	<b>0</b>	<b>8,108,855</b>	<b>0</b>	<b>8,308,855</b>

**PROJECT SPECIFICATIONS**

**PROJECT DESCRIPTION:**  
Reclaim abandoned water well within the City's corporate limits.

**PROJECT JUSTIFICATION:**  
Increasing water production inside the City would reduce dependency on the Kisatchie Well Field in time of emergency.

**PROJECT PRIORITY:** A

**START DATE:** Ongoing      **EST TIME TO COMPLETE:** Ongoing

**OPERATING BUDGET EFFECT:**  
 NONE       X       N/A       SEE DETAIL

**SHEET A 2021-2022/2025-2026 CAPITAL IMPROVEMENTS PROGRAM**

<b>PROJECT TITLE:</b> Martin Park Water Main Replacement	<b>PROJECT CATEGORY:</b> Water
<b>PROJECT NUMBER:</b> 751201	<b>COUNCIL DISTRICT #</b> 2
<b>DIVISION:</b> Utilities	<b>DEPARTMENT:</b> Water

**PROJECT BUDGET**

**REVENUE BREAKDOWN**

REVENUE SOURCES	Utility Rev Bonds 2013	REVENUE BONDS-2008	UTILITY FUND	TOTAL
PRIOR BDGTS	38,440	1,001,305	1,925,560	2,965,305
PRIOR EXP	38,440	1,001,305	1,387,355	2,427,100
BUDGET C/D	0	0	538,205	538,205
2021-2022				
2022-2023				
2023-2024				
2024-2025				
2025-2026				
BEYOND 2026				0
<b>TOTAL COST</b>		1,001,305	1,925,560	2,965,305

**EXPENDITURE BREAKDOWN**

EXPENDITURE BREAKDOWN	ENGINEERING	TESTING	LAND ACQUISITION	CONSTRUCTION	OTHER	TOTAL
PRIOR BDGTS	50,000			2,915,305		2,965,305
2021-2022						
2022-2023						
2023-2024						
2024-2025						
2025-2026						
BEYOND 2026						0
<b>TOTAL COST</b>	50,000	0	0	2,915,305	0	2,965,305

**PROJECT SPECIFICATIONS**

**PROJECT DESCRIPTION:**  
Replace water mains throughout Martin Park Subdivision.

**PROJECT JUSTIFICATION:**  
Existing DI mains are deteriorated and in need of replacement, as well as incorporating new AMR meters.

**PROJECT PRIORITY:** A

**START DATE:** 2013      **EST TIME TO COMPLETE:** Ongoing

**OPERATING BUDGET EFFECT:**  
 NONE       N/A       SEE DETAIL

**SHEET A 2021-2022/2025-2026 CAPITAL IMPROVEMENTS PROGRAM**

<b>PROJECT TITLE:</b> Replace Water Wells	<b>PROJECT CATEGORY:</b> Water
<b>PROJECT NUMBER:</b> 751202	<b>COUNCIL DISTRICT #</b> N/A
<b>DIVISION:</b> Utilities	<b>DEPARTMENT:</b> Water

**PROJECT BUDGET**

**REVENUE BREAKDOWN**

REVENUE SOURCES				UTILITY FUND	STATE DHH LOAN	TOTAL
PRIOR BDGTS				2,057,561	2,583,700	4,641,261
PRIOR EXP				1,427,474	2,583,700	4,011,174
BUDGET C/O				630,087	0	630,087
2021-2022				823,440		823,440
2022-2023				750,000		750,000
2023-2024				750,000		750,000
2024-2025				750,000		750,000
2025-2026						0
BEYOND 2026						0
<b>TOTAL COST</b>				<b>5,131,001</b>	<b>2,583,700</b>	<b>7,714,701</b>

**EXPENDITURE BREAKDOWN**

EXPENDITURE BREAKDOWN	ENGINEERING	TESTING	LAND ACQUISITION	CONSTRUCTION	OTHER	TOTAL
PRIOR BDGTS				4,641,261		4,641,261
2021-2022				823,440		823,440
2022-2023				750,000		750,000
2023-2024				750,000		750,000
2024-2025				750,000		750,000
2025-2026						0
BEYOND 2026						0
<b>TOTAL COST</b>				<b>7,714,701</b>	<b>0</b>	<b>7,714,701</b>

**PROJECT SPECIFICATIONS**

**PROJECT DESCRIPTION:**  
Redrill or replace water wells.

---

**PROJECT JUSTIFICATION:**  
Wells have to be replaced or redrilled as they approach their useful lives.

---

**PROJECT PRIORITY:** A

**START DATE:** Ongoing      **EST TIME TO COMPLETE:** Ongoing

**OPERATING BUDGET EFFECT:**  
 NONE       X       N/A       SEE DETAIL

**SHEET A 2021-2022/2025-2026 CAPITAL IMPROVEMENTS PROGRAM**

<b>PROJECT TITLE:</b> McNutt Field Water Feeder Line	<b>PROJECT CATEGORY:</b> Water
<b>PROJECT NUMBER:</b> 751302	<b>COUNCIL DISTRICT #</b> N/A
<b>DIVISION:</b> Utilities	<b>DEPARTMENT:</b> Water

**PROJECT BUDGET**

**REVENUE BREAKDOWN**

REVENUE SOURCES					UTILITY FUND	TOTAL
PRIOR BDGTS					960,000	960,000
PRIOR EXP					488,877	488,877
BUDGET C/D					471,123	471,123
2021-2022						
2022-2023					450,000	450,000
2023-2024						
2024-2025						
2025-2026						
BEYOND 2026						0
<b>TOTAL COST</b>					1,410,000	1,410,000

**EXPENDITURE BREAKDOWN**

EXPENDITURE BREAKDOWN	ENGINEERING	TESTING	LAND ACQUISITION	CONSTRUCTION	OTHER	TOTAL
PRIOR BDGTS					960,000	960,000
2021-2022						
2022-2023					450,000	450,000
2023-2024						
2024-2025						
2025-2026						
BEYOND 2026						0
<b>TOTAL COST</b>					1,410,000	1,410,000

**PROJECT SPECIFICATIONS**

**PROJECT DESCRIPTION:**  
Replace water line main from McNutt Well Field to Hwy 1 Tank.

---

**PROJECT JUSTIFICATION:**  
Existing DI main is deteriorated and in need of replacement.

---

**PROJECT PRIORITY:** A

**START DATE:** 2022      **EST TIME TO COMPLETE:** 3 Years

**OPERATING BUDGET EFFECT:**  
 NONE       X       N/A       SEE DETAIL

**SHEET A 2021-2022/2025-2026 CAPITAL IMPROVEMENTS PROGRAM**

<b>PROJECT TITLE:</b> Fire Hydrant Thread Standardization	<b>PROJECT CATEGORY:</b> Water
<b>PROJECT NUMBER:</b> 751602	<b>COUNCIL DISTRICT #</b> N/A
<b>DIVISION:</b> Utilities	<b>DEPARTMENT:</b> Water

**PROJECT BUDGET**

**REVENUE BREAKDOWN**

REVENUE SOURCES					UTILITY FUND	TOTAL
PRIOR BDGTS					105,000	105,000
PRIOR EXP					22,740	22,740
BUDGET C/O					82,260	82,260
2021-2022					(50,000)	(50,000)
2022-2023						
2023-2024						
2024-2025						
2025-2026						
BEYOND 2026						0
<b>TOTAL COST</b>					55,000	55,000

**EXPENDITURE BREAKDOWN**

EXPENDITURE BREAKDOWN	ENGINEERING	TESTING	LAND ACQUISITION	CONSTRUCTION	OTHER	TOTAL
PRIOR BDGTS					105,000	105,000
2021-2022					(50,000)	(50,000)
2022-2023						
2023-2024						
2024-2025						
2025-2026						
BEYOND 2026						0
<b>TOTAL COST</b>					55,000	55,000

**PROJECT SPECIFICATIONS**

**PROJECT DESCRIPTION:**

Install thread adapters for uniformity of Fire connections.

**PROJECT JUSTIFICATION:**

Standardized threads will be easier to maintain and faster to utilize in an emergency.

**PROJECT PRIORITY:**

**START DATE:** Ongoing      **EST TIME TO COMPLETE:** A Ongoing

**OPERATING BUDGET EFFECT:**

NONE      X      N/A      SEE DETAIL

**SHEET A 2021-2022/2025-2026 CAPITAL IMPROVEMENTS PROGRAM**

<b>PROJECT TITLE:</b> TRC Rechlorination Station	<b>PROJECT CATEGORY:</b> Water
<b>PROJECT NUMBER:</b> 751702	<b>COUNCIL DISTRICT #</b> N/A
<b>DIVISION:</b> Utilities	<b>DEPARTMENT:</b> Water

**PROJECT BUDGET**

**REVENUE BREAKDOWN**

REVENUE SOURCES					UTILITY FUND	TOTAL
PRIOR BDGTS					239,000	239,000
PRIOR EXP						0
BUDGET C/O					239,000	239,000
2021-2022						
2022-2023						
2023-2024						
2024-2025						
2025-2026						
BEYOND 2026						0
<b>TOTAL COST</b>					239,000	239,000

**EXPENDITURE BREAKDOWN**

EXPENDITURE BREAKDOWN	ENGINEERING	TESTING	LAND ACQUISITION	CONSTRUCTION	OTHER	TOTAL
PRIOR BDGTS	39,000		30,000	170,000		239,000
2021-2022						
2022-2023						
2023-2024						
2024-2025						
2025-2026						
BEYOND 2026						0
<b>TOTAL COST</b>	39,000	0	30,000	170,000	0	239,000

**PROJECT SPECIFICATIONS**

**PROJECT DESCRIPTION:**  
Construction of a Rechlorination Station to include building, booster pump, chlorination equipment and site fencing.

**PROJECT JUSTIFICATION:**  
The Emergency Chlorine Rule mandates the City Water System must maintain .5 mg/l chlorine residual at all times. Currently, manual flushing is needed in certain areas to maintain adequate residual. This station will eliminate the need for labor intensive mechanical flushing.

**PROJECT PRIORITY:** A

**START DATE:** 2022      **EST TIME TO COMPLETE:** 2 Years

**OPERATING BUDGET EFFECT:**  
 NONE       N/A       SEE DETAIL

**SHEET A 2021-2022/2025-2026 CAPITAL IMPROVEMENTS PROGRAM**

<b>PROJECT TITLE:</b> Water Main Replacement-Legacy System	<b>PROJECT CATEGORY:</b> Water
<b>PROJECT NUMBER:</b> 751704	<b>COUNCIL DISTRICT #</b> N/A
<b>DIVISION:</b> Utilities	<b>DEPARTMENT:</b> Water

**PROJECT BUDGET**

**REVENUE BREAKDOWN**

REVENUE SOURCES					UTILITY FUND	TOTAL
PRIOR BDGTS					523,553	523,553
PRIOR EXP					523,553	523,553
BUDGET C/O					0	0
2021-2022						
2022-2023					650,000	650,000
2023-2024					650,000	650,000
2024-2025					500,000	500,000
2025-2026						
BEYOND 2026						0
<b>TOTAL COST</b>					<b>2,323,553</b>	<b>2,323,553</b>

**EXPENDITURE BREAKDOWN**

EXPENDITURE BREAKDOWN	ENGINEERING	TESTING	LAND ACQUISITION	CONSTRUCTION	OTHER	TOTAL
PRIOR BDGTS				523,553		523,553
2021-2022						
2022-2023				650,000		650,000
2023-2024				650,000		650,000
2024-2025				500,000		500,000
2025-2026						
BEYOND 2026						0
<b>TOTAL COST</b>				<b>2,323,553</b>	<b>0</b>	<b>2,323,553</b>

**PROJECT SPECIFICATIONS**

**PROJECT DESCRIPTION:**  
Replace existing water mains in the area generally bounded by the Red River, Lee Street, Bolton Avenue, and Rapides Avenue.

**PROJECT JUSTIFICATION:**  
This will replace the utility infrastructure in one of the oldest areas of the City.

**PROJECT PRIORITY:** A

**START DATE:** Ongoing      **EST TIME TO COMPLETE:** Ongoing

**OPERATING BUDGET EFFECT:**  
 NONE       N/A       SEE DETAIL

**SHEET A 2021-2022/2025-2026 CAPITAL IMPROVEMENTS PROGRAM**

<b>PROJECT TITLE:</b> Water Well Meter Replacement	<b>PROJECT CATEGORY:</b> Water
<b>PROJECT NUMBER:</b> 751901	<b>COUNCIL DISTRICT #</b> N/A
<b>DIVISION:</b> Utilities	<b>DEPARTMENT:</b> Water

**PROJECT BUDGET**

**REVENUE BREAKDOWN**

REVENUE SOURCES					UTILITY FUND	TOTAL
PRIOR BDGTS					410,000	410,000
PRIOR EXP					25,000	25,000
BUDGET C/O					385,000	385,000
2021-2022						
2022-2023						
2023-2024						
2024-2025						
2025-2026						
BEYOND 2026						
<b>TOTAL COST</b>					410,000	410,000

**EXPENDITURE BREAKDOWN**

EXPENDITURE BREAKDOWN	ENGINEERING	TESTING	LAND ACQUISITION	CONSTRUCTION	OTHER	TOTAL
PRIOR BDGTS	36,000			360,000	14,000	410,000
2021-2022						
2022-2023						
2023-2024						
2024-2025						
2025-2026						
BEYOND 2026						
<b>TOTAL COST</b>	36,000			360,000	14,000	410,000

**PROJECT SPECIFICATIONS**

**PROJECT DESCRIPTION:**  
Installation of flow meters to existing wells to determine water production.

---

**PROJECT JUSTIFICATION:**  
Existing meters are in need of replacement in order to maintain production records for each well.

---

**PROJECT PRIORITY:** A

**START DATE:** 2022      **EST TIME TO COMPLETE:** 2 Years

**OPERATING BUDGET EFFECT:**  
 NONE       N/A       SEE DETAIL

**SHEET A 2021-2022/2025-2026 CAPITAL IMPROVEMENTS PROGRAM**

<b>PROJECT TITLE:</b> Martha Lane/Paris St Water	<b>PROJECT CATEGORY:</b> Water
<b>PROJECT NUMBER:</b> 752001	<b>COUNCIL DISTRICT #</b> 1
<b>DIVISION:</b> Utilities	<b>DEPARTMENT:</b> Water

**PROJECT BUDGET**

**REVENUE BREAKDOWN**

REVENUE SOURCES					UTILITY FUND	TOTAL
PRIOR BDGTS					850,000	850,000
PRIOR EXP						
BUDGET C/O					850,000	850,000
2021-2022						
2022-2023						
2023-2024						
2024-2025						
2025-2026						
BEYOND 2026						
<b>TOTAL COST</b>					850,000	850,000

**EXPENDITURE BREAKDOWN**

EXPENDITURE BREAKDOWN	ENGINEERING	TESTING	LAND ACQUISITION	CONSTRUCTION	OTHER	TOTAL
PRIOR BDGTS				850,000		850,000
2021-2022						
2022-2023						
2023-2024						
2024-2025						
2025-2026						
BEYOND 2026						
<b>TOTAL COST</b>				850,000		850,000

**PROJECT SPECIFICATIONS**

**PROJECT DESCRIPTION:**  
Construction of 8" Water Main.

---

**PROJECT JUSTIFICATION:**  
Replace existing wall fiber piped main with C-900 PVC main. Existing material is brittle and difficult to repair.

---

**PROJECT PRIORITY:** A

**START DATE:** 2022      **EST TIME TO COMPLETE:** 3 Years

**OPERATING BUDGET EFFECT:**  
 NONE       N/A       SEE DETAIL

**SHEET A 2021-2022/2025-2026 CAPITAL IMPROVEMENTS PROGRAM**

<b>PROJECT TITLE:</b> Adams Station Equipment Storage	<b>PROJECT CATEGORY:</b> Water
<b>PROJECT NUMBER:</b> 752101	<b>COUNCIL DISTRICT #</b> 2
<b>DIVISION:</b> Utilities	<b>DEPARTMENT:</b> Water

**PROJECT BUDGET**

**REVENUE BREAKDOWN**

REVENUE SOURCES					UTILITY FUND	TOTAL
PRIOR BDGTS					197,000	197,000
PRIOR EXP					5,300	5,300
BUDGET C/O					191,700	191,700
2021-2022						
2022-2023						
2023-2024						
2024-2025						
2025-2026						
BEYOND 2026						
<b>TOTAL COST</b>					191,700	197,000

**EXPENDITURE BREAKDOWN**

EXPENDITURE BREAKDOWN	ENGINEERING	TESTING	LAND ACQUISITION	CONSTRUCTION	OTHER	TOTAL
PRIOR BDGTS					197,000	197,000
2021-2022						
2022-2023						
2023-2024						
2024-2025						
2025-2026						
BEYOND 2026						
<b>TOTAL COST</b>					197,000	197,000

**PROJECT SPECIFICATIONS**

**PROJECT DESCRIPTION:**  
Construction of an all weather storage cover at Adams Pump Station.

**PROJECT JUSTIFICATION:**  
Protection of equipment and materials from the elements.

**PROJECT PRIORITY:** A

**START DATE:** N/A      **EST TIME TO COMPLETE:** N/A

**OPERATING BUDGET EFFECT:**  
 NONE       N/A       SEE DETAIL







**SHEET A 2021-2022/2025-2026 CAPITAL IMPROVEMENTS PROGRAM**

<b>PROJECT TITLE:</b> Kisatchie By Pass Phase I	<b>PROJECT CATEGORY:</b> Water
<b>PROJECT NUMBER:</b> N/A	<b>COUNCIL DISTRICT #</b> N/A
<b>DIVISION:</b> Utilities	<b>DEPARTMENT:</b> Water

**PROJECT BUDGET**

**REVENUE BREAKDOWN**

REVENUE SOURCES					UTILITY FUND	TOTAL
PRIOR BDGTS						
PRIOR EXP						
BUDGET C/O						
2021-2022						
2022-2023						
2023-2024						
2024-2025						
2025-2026						
BEYOND 2026					2,429,000	2,429,000
<b>TOTAL COST</b>					2,429,000	2,429,000

**EXPENDITURE BREAKDOWN**

EXPENDITURE BREAKDOWN	ENGINEERING	TESTING	LAND ACQUISITION	CONSTRUCTION	OTHER	TOTAL
PRIOR BDGTS						
2021-2022						
2022-2023						
2023-2024						
2024-2025						
2025-2026						
BEYOND 2026	198,000	8,000		2,095,000	128,000	2,429,000
<b>TOTAL COST</b>	198,000	8,000	0	2,095,000	128,000	2,429,000

**PROJECT SPECIFICATIONS**

**PROJECT DESCRIPTION:**  
Extension of existing by-pass line by 5,600 feet from Ground Storage.

---

**PROJECT JUSTIFICATION:**  
This section of transmission line is severely deteriorated due to the high pH of the soil. A failure would reduce capacity to maintain water levels and serve customers.

---

**PROJECT PRIORITY:** A

**START DATE:** N/A      **EST TIME TO COMPLETE:** N/A

**OPERATING BUDGET EFFECT:**  
 NONE       X       N/A       SEE DETAIL

**SHEET A 2021-2022/2025-2026 CAPITAL IMPROVEMENTS PROGRAM**

<b>PROJECT TITLE:</b> Adams Tank Repair & Paint	<b>PROJECT CATEGORY:</b> Water
<b>PROJECT NUMBER:</b> N/A	<b>COUNCIL DISTRICT #</b> 2
<b>DIVISION:</b> Utilities	<b>DEPARTMENT:</b> Water

**PROJECT BUDGET**

**REVENUE BREAKDOWN**

REVENUE SOURCES					UTILITY FUND	TOTAL
PRIOR BDGTS						
PRIOR EXP						
BUDGET C/D						
2021-2022						
2022-2023						
2023-2024						
2024-2025						
2025-2026						
BEYOND 2026					1,177,000	1,177,000
<b>TOTAL COST</b>					1,177,000	1,177,000

**EXPENDITURE BREAKDOWN**

EXPENDITURE BREAKDOWN	ENGINEERING	TESTING	LAND ACQUISITION	CONSTRUCTION	OTHER	TOTAL
PRIOR BDGTS						
2021-2022						
2022-2023						
2023-2024						
2024-2025						
2025-2026						
BEYOND 2026					1,177,000	1,177,000
<b>TOTAL COST</b>					1,177,000	1,177,000

**PROJECT SPECIFICATIONS**

<b>PROJECT DESCRIPTION:</b> Repair and paint Adams Station Tank.			
<b>PROJECT JUSTIFICATION:</b> Tank walls and roof are in need of repair and painting.			
<b>PROJECT PRIORITY:</b>	A		
<b>START DATE:</b> N/A	<b>EST TIME TO COMPLETE:</b>	N/A	
<b>OPERATING BUDGET EFFECT:</b>	NONE	X	SEE DETAIL

**SHEET A 2021-2022/2025-2026 CAPITAL IMPROVEMENTS PROGRAM**

<b>PROJECT TITLE:</b> 12" Main Bennett to Tulane	<b>PROJECT CATEGORY:</b> Water
<b>PROJECT NUMBER:</b> N/A	<b>COUNCIL DISTRICT #</b> 3
<b>DIVISION:</b> Utilities	<b>DEPARTMENT:</b> Water

**PROJECT BUDGET**

**REVENUE BREAKDOWN**

REVENUE SOURCES					UTILITY FUND	TOTAL
PRIOR BDGTS						
PRIOR EXP						
BUDGET C/O						
2021-2022						
2022-2023						
2023-2024						
2024-2025						
2025-2026						
BEYOND 2026					389,000	389,000
<b>TOTAL COST</b>					389,000	389,000

**EXPENDITURE BREAKDOWN**

EXPENDITURE BREAKDOWN	ENGINEERING	TESTING	LAND ACQUISITION	CONSTRUCTION	OTHER	TOTAL
PRIOR BDGTS						
2021-2022						
2022-2023						
2023-2024						
2024-2025						
2025-2026						
BEYOND 2026				389,000		389,000
<b>TOTAL COST</b>				389,000		389,000

**PROJECT SPECIFICATIONS**

**PROJECT DESCRIPTION:**  
Construction of a 12" Water Main.

**PROJECT JUSTIFICATION:**  
This new main will form a loop connecting existing an existing 12" main along Bennett Street with the existing main along Tulane Avenue. This loop will improve water flow and capacity.

**PROJECT PRIORITY:** A  
**START DATE:** N/A      **EST TIME TO COMPLETE:** 2 months      N/A  
**OPERATING BUDGET EFFECT:**  
 NONE       N/A       SEE DETAIL

**SHEET A 2021-2022/2025-2026 CAPITAL IMPROVEMENTS PROGRAM**

<b>PROJECT TITLE:</b> Industrial Park Tank Repair & Paint	<b>PROJECT CATEGORY:</b> Water
<b>PROJECT NUMBER:</b> N/A	<b>COUNCIL DISTRICT #</b> 1
<b>DIVISION:</b> Utilities	<b>DEPARTMENT:</b> Water

**PROJECT BUDGET**

**REVENUE BREAKDOWN**

REVENUE SOURCES					UTILITY FUND	TOTAL
PRIOR BDGTS						
PRIOR EXP						
BUDGET C/O						
2021-2022						
2022-2023						
2023-2024						
2024-2025						
2025-2026						
BEYOND 2026					900,000	900,000
<b>TOTAL COST</b>					900,000	900,000

**EXPENDITURE BREAKDOWN**

EXPENDITURE BREAKDOWN	ENGINEERING	TESTING	LAND ACQUISITION	CONSTRUCTION	OTHER	TOTAL
PRIOR BDGTS						
2021-2022						
2022-2023						
2023-2024						
2024-2025						
2025-2026						
BEYOND 2026					900,000	900,000
<b>TOTAL COST</b>					900,000	900,000

**PROJECT SPECIFICATIONS**

**PROJECT DESCRIPTION:**  
Paint and repair Industrial Park Elevated Storage Tank.

---

**PROJECT JUSTIFICATION:**  
Tank interior and exterior walls are in need of repair and painting.

---

**PROJECT PRIORITY:** A

**START DATE:** N/A      **EST TIME TO COMPLETE:** N/A

**OPERATING BUDGET EFFECT:**  
 NONE       N/A       SEE DETAIL

**SHEET A 2021-2022/2025-2026 CAPITAL IMPROVEMENTS PROGRAM**

<b>PROJECT TITLE:</b> Hamilton Street Tank Painting	<b>PROJECT CATEGORY:</b> Water
<b>PROJECT NUMBER:</b> N/A	<b>COUNCIL DISTRICT #</b> 3
<b>DIVISION:</b> Utilities	<b>DEPARTMENT:</b> Water

**PROJECT BUDGET**

**REVENUE BREAKDOWN**

REVENUE SOURCES					UTILITY FUND	TOTAL
PRIOR BDGTS						
PRIOR EXP						
BUDGET C/O						
2021-2022						
2022-2023						
2023-2024						
2024-2025						
2025-2026						
BEYOND 2026					160,000	160,000
<b>TOTAL COST</b>					160,000	160,000

**EXPENDITURE BREAKDOWN**

EXPENDITURE BREAKDOWN	ENGINEERING	TESTING	LAND ACQUISITION	CONSTRUCTION	OTHER	TOTAL
PRIOR BDGTS						
2021-2022						
2022-2023						
2023-2024						
2024-2025						
2025-2026						
BEYOND 2026					160,000	160,000
<b>TOTAL COST</b>					160,000	160,000

**PROJECT SPECIFICATIONS**

**PROJECT DESCRIPTION:**  
Paint and repair Hamilton Street Ground Storage Tank.

---

**PROJECT JUSTIFICATION:**  
Tank exterior walls are in need of water blasting, repair, and painting.

---

**PROJECT PRIORITY:** A

**START DATE:** N/A      **EST TIME TO COMPLETE:** 2 months      N/A

**OPERATING BUDGET EFFECT:**  
 NONE       N/A       SEE DETAIL

**SHEET A 2021-2022/2025-2026 CAPITAL IMPROVEMENTS PROGRAM**

<b>PROJECT TITLE:</b> 24" Main Annadale Road	<b>PROJECT CATEGORY:</b> Water
<b>PROJECT NUMBER:</b> N/A	<b>COUNCIL DISTRICT #</b> N/A
<b>DIVISION:</b> Utilities	<b>DEPARTMENT:</b> Water

**PROJECT BUDGET**

**REVENUE BREAKDOWN**

REVENUE SOURCES					UTILITY FUND	TOTAL
PRIOR BDGTS						
PRIOR EXP						
BUDGET C/0						
2021-2022						
2022-2023						
2023-2024						
2024-2025						
2025-2026						
BEYOND 2026					790,000	790,000
<b>TOTAL COST</b>					790,000	790,000

**EXPENDITURE BREAKDOWN**

EXPENDITURE BREAKDOWN	ENGINEERING	TESTING	LAND ACQUISITION	CONSTRUCTION	OTHER	TOTAL
PRIOR BDGTS						
2021-2022						
2022-2023						
2023-2024						
2024-2025						
2025-2026						
BEYOND 2026				790,000		790,000
<b>TOTAL COST</b>				790,000		790,000

**PROJECT SPECIFICATIONS**

<b>PROJECT DESCRIPTION:</b> Replacement of 24" Water Main.	
<b>PROJECT JUSTIFICATION:</b> Existing main from Dixie Lane to Annadale Road has had numerous failures due to acidic soil in the area.	
<b>PROJECT PRIORITY:</b>	A
<b>START DATE:</b> N/A	<b>EST TIME TO COMPLETE:</b> 2 months N/A
<b>OPERATING BUDGET EFFECT:</b>	
NONE	X N/A SEE DETAIL

**SHEET A 2021-2022/2025-2026 CAPITAL IMPROVEMENTS PROGRAM**

<b>PROJECT TITLE:</b> 12" Main England Drive to Highway 1	<b>PROJECT CATEGORY:</b> Water
<b>PROJECT NUMBER:</b> N/A	<b>COUNCIL DISTRICT #</b> 1
<b>DIVISION:</b> Utilities	<b>DEPARTMENT:</b> Water

**PROJECT BUDGET**

**REVENUE BREAKDOWN**

REVENUE SOURCES					UTILITY FUND	TOTAL
PRIOR BDGTS						
PRIOR EXP						
BUDGET C/O						
2021-2022						
2022-2023						
2023-2024						
2024-2025						
2025-2026						
BEYOND 2026					869,000	869,000
<b>TOTAL COST</b>					869,000	869,000

**EXPENDITURE BREAKDOWN**

EXPENDITURE BREAKDOWN	ENGINEERING	TESTING	LAND ACQUISITION	CONSTRUCTION	OTHER	TOTAL
PRIOR BDGTS						
2021-2022						
2022-2023						
2023-2024						
2024-2025						
2025-2026						
BEYOND 2026				869,000		869,000
<b>TOTAL COST</b>				869,000	0	869,000

**PROJECT SPECIFICATIONS**

**PROJECT DESCRIPTION:**  
Construction of a 12" water main.

---

**PROJECT JUSTIFICATION:**  
Main will be installed along Plantation Road, Community Lane, and England Drive. This will form a loop connecting existing an existing 12" main along Plantation Road with existing 12" mains along England Drive and LA Highway 1. This loop will improve water flow and capacity.

---

**PROJECT PRIORITY:** A

**START DATE:** N/A      **EST TIME TO COMPLETE:** 2 months      N/A

**OPERATING BUDGET EFFECT:**

NONE     
  N/A     
  SEE DETAIL

**SHEET A 2021-2022/2025-2026 CAPITAL IMPROVEMENTS PROGRAM**

<b>PROJECT TITLE:</b> Sterkx Road Materials Storage Cover	<b>PROJECT CATEGORY:</b> Water
<b>PROJECT NUMBER:</b> N/A	<b>COUNCIL DISTRICT #</b> N/A
<b>DIVISION:</b> Utilities	<b>DEPARTMENT:</b> Water

**PROJECT BUDGET**

**REVENUE BREAKDOWN**

REVENUE SOURCES					UTILITY FUND	TOTAL
PRIOR BDGTS						
PRIOR EXP						
BUDGET C/O						
2021-2022						
2022-2023						
2023-2024						
2024-2025						
2025-2026						
BEYOND 2026					175,000	175,000
<b>TOTAL COST</b>					175,000	175,000

**EXPENDITURE BREAKDOWN**

EXPENDITURE BREAKDOWN	ENGINEERING	TESTING	LAND ACQUISITION	CONSTRUCTION	OTHER	TOTAL
PRIOR BDGTS						
2021-2022						
2022-2023						
2023-2024						
2024-2025						
2025-2026						
BEYOND 2026	22,500	2,300			150,200	175,000
<b>TOTAL COST</b>	22,500	2,300		0	150,200	175,000

**PROJECT SPECIFICATIONS**

**PROJECT DESCRIPTION:**  
Construction of all weather cover for construction materials storage at Sterkx Road.

**PROJECT JUSTIFICATION:**  
Existing backfill materials are currently stored in the elements. Construction of an all weather cover will keep materials dry and ready for use.

**PROJECT PRIORITY:** A

**START DATE:** N/A      **EST TIME TO COMPLETE:** N/A

**OPERATING BUDGET EFFECT:**  
 NONE       N/A       SEE DETAIL

**SHEET A 2021-2022/2025-2026 CAPITAL IMPROVEMENTS PROGRAM**

<b>PROJECT TITLE:</b> Highway 1 South Well Field Ph 1	<b>PROJECT CATEGORY:</b> Water
<b>PROJECT NUMBER:</b> N/A	<b>COUNCIL DISTRICT #</b> N/A
<b>DIVISION:</b> Utilities	<b>DEPARTMENT:</b> Water

**PROJECT BUDGET**

**REVENUE BREAKDOWN**

REVENUE SOURCES					UTILITY FUND	TOTAL
PRIOR BDGTS						
PRIOR EXP						
BUDGET C/O						
2021-2022						
2022-2023						
2023-2024						
2024-2025						
2025-2026						
BEYOND 2026					1,195,000	1,195,000
<b>TOTAL COST</b>					1,195,000	1,195,000

**EXPENDITURE BREAKDOWN**

EXPENDITURE BREAKDOWN	ENGINEERING	TESTING	LAND ACQUISITION	CONSTRUCTION	OTHER	TOTAL
PRIOR BDGTS						
2021-2022						
2022-2023						
2023-2024						
2024-2025						
2025-2026						
BEYOND 2026	152,000	3,000		1,040,000		1,195,000
<b>TOTAL COST</b>	152,000	3,000		1,040,000		1,195,000

**PROJECT SPECIFICATIONS**

**PROJECT DESCRIPTION:**  
Construction of high volume water well and related CL2 facilities along Highway 1 South.

---

**PROJECT JUSTIFICATION:**  
Recent test hole along Highway 1 found quality water in high volume. This is needed to increase our in town capacity.

---

**PROJECT PRIORITY:** A

**START DATE:** N/A      **EST TIME TO COMPLETE:** 6 months      N/A

**OPERATING BUDGET EFFECT:**  
 NONE       N/A       SEE DETAIL

**SHEET A 2021-2022/2025-2026 CAPITAL IMPROVEMENTS PROGRAM**

<b>PROJECT TITLE:</b> Highway 1 South Well Field Ph 2	<b>PROJECT CATEGORY:</b> Water
<b>PROJECT NUMBER:</b> N/A	<b>COUNCIL DISTRICT #</b> N/A
<b>DIVISION:</b> Utilities	<b>DEPARTMENT:</b> Water

**PROJECT BUDGET**

**REVENUE BREAKDOWN**

REVENUE SOURCES					UTILITY FUND	TOTAL
PRIOR BDGTS						
PRIOR EXP						
BUDGET C/O						
2021-2022						
2022-2023						
2023-2024						
2024-2025						
2025-2026						
BEYOND 2026					3,526,000	3,526,000
<b>TOTAL COST</b>					3,526,000	3,526,000

**EXPENDITURE BREAKDOWN**

EXPENDITURE BREAKDOWN	ENGINEERING	TESTING	LAND ACQUISITION	CONSTRUCTION	OTHER	TOTAL
PRIOR BDGTS						
2021-2022						
2022-2023						
2023-2024						
2024-2025						
2025-2026						
BEYOND 2026	427,700	12,000		3,086,300		3,526,000
<b>TOTAL COST</b>	427,700	12,000		3,086,300		3,526,000

**PROJECT SPECIFICATIONS**

**PROJECT DESCRIPTION:**  
Construction of 1 MG storage tank, water well, and well field roadway.

**PROJECT JUSTIFICATION:**  
Increase above ground and water well production capacity in town.

**PROJECT PRIORITY:** A

**START DATE:** N/A      **EST TIME TO COMPLETE:** N/A

**OPERATING BUDGET EFFECT:**  
 NONE       N/A       SEE DETAIL

**SHEET A 2021-2022/2025-2026 CAPITAL IMPROVEMENTS PROGRAM**

<b>PROJECT TITLE:</b> Adams Pump Station Line Renovation	<b>PROJECT CATEGORY:</b> Water
<b>PROJECT NUMBER:</b> N/A	<b>COUNCIL DISTRICT #</b> 2
<b>DIVISION:</b> Utilities	<b>DEPARTMENT:</b> Water

**PROJECT BUDGET**

**REVENUE BREAKDOWN**

REVENUE SOURCES					UTILITY FUND	TOTAL
PRIOR BDGTS						
PRIOR EXP						
BUDGET C/O						
2021-2022						
2022-2023						
2023-2024						
2024-2025						
2025-2026						
BEYOND 2026					1,935,000	1,935,000
<b>TOTAL COST</b>					1,935,000	1,935,000

**EXPENDITURE BREAKDOWN**

EXPENDITURE BREAKDOWN	ENGINEERING	TESTING	LAND ACQUISITION	CONSTRUCTION	OTHER	TOTAL
PRIOR BDGTS						
2021-2022						
2022-2023						
2023-2024						
2024-2025						
2025-2026						
BEYOND 2026	162,000	5,000		1,675,000	93,000	1,935,000
<b>TOTAL COST</b>	162,000	5,000		1,675,000	93,000	1,935,000

**PROJECT SPECIFICATIONS**

**PROJECT DESCRIPTION:**  
Replacement of distribution manifold and related piping at Adam's Pump Station.

**PROJECT JUSTIFICATION:**  
Existing distribution manifold is beyond repair and in need of replacement.

**PROJECT PRIORITY:** A

**START DATE:** N/A      **EST TIME TO COMPLETE:** N/A

**OPERATING BUDGET EFFECT:**  
 NONE       X       N/A       SEE DETAIL

2021-2022/2025-2026 CAPITAL IMPROVEMENTS BUDGET

TABLE OF CONTENTS

GAS

		<u>PAGE</u>
780901	Martin Park Gas Main Rep .....	172
781401	Gas SCADA Upgrade .....	173
781704	Cloverleaf Gas Ext .....	174
781801	Lower 3rd/W Sandy Bayou Gas .....	175
781901	Wells Boulevard Gas Rep .....	176
781902	Enterprise/Acadian Interconnect .....	177
782101	MAOP Reverification .....	178
782201	Odorization Station City Gate 1 & 4 .....	179
782202	Olde Town @ Red River Gas Ext .....	180
782203	Jackson Street Gas Replacement .....	181
*	Grundy Cooper Gas Replacement .....	182
*	Alexandria West Side Gas Feed .....	183
*	Zone 15 Gas Replacement .....	184
*	Bayou Rapides Rd Gas Extension .....	185
*	Regulator/Meter Station Refurb .....	186
*	Jefferson Heights Gas Relocation .....	187
*	Lee Street Ext/Kees Ave Gas .....	188

2021-2022

**COMBINED CAPITAL PROJECTS  
SOURCES OF FUNDING SUMMARY**

**GAS**

PROJECT IDENTIFICATION	SALES TAXES	AD VAL TAX- 14	AD VAL TAX- 18	FEDERAL FUNDS	STATE FUNDS	UTILITY FUND	OTHER	TOTALS
Gas SCADA Upgrade						95,880		95,880
Cloverleaf Gas Ext						73,320		73,320
MAOP Reverification						376,000		376,000
Odorization Station City Gate 1 & 4						94,846		94,846
Olde Town @ Red River Gas Ext						168,260		168,260
Jackson Street Gas Replacement						300,000		300,000
<b>Total Gas</b>	0	0	0	0	0	1,108,306	0	1,108,306

**ENTERPRISE CAPITAL PROJECTS  
FIVE YEAR CAPITAL PLAN**

**GAS**

PROJ #	PROJECT IDENTIFICATION	BUDGET C/O	FISCAL YEAR					TOTAL 5 YEAR	BEYOND 2026	TOTAL COST
			21-22	22-23	23-24	24-25	25-26			
780901	Martin Park Gas Main Rep	97,547						0		97,547
781401	Gas SCADA Upgrade	189,184	95,860					95,860		285,064
781704	Cloverleaf Gas Ext	0	73,320					73,320		73,320
781801	Lower 3rd/W Sandy Bayou Gas	488,823						0		488,823
781901	Wells Boulevard Gas Rep	513,671						0		513,671
781902	Enterprise/Acadian Interconnect	192,402						0		192,402
782101	MAOP Reverification	100,000	376,000					376,000		376,000
782201	Odorization Station City Gate 1 & 4	0	94,846					94,846		94,846
782202	Old Town @ Red River Gas Ext	0	168,260					168,260		168,260
782203	Jackson Street Gas Replacement	0	300,000		500,000	500,000		1,300,000		1,300,000
*	Grundy Cooper Gas Replacement	0				300,000	300,000	600,000	300,000	600,000
*	Alexandria West Side Gas Feed	0			650,000	1,300,000		1,950,000	4,580,000	6,500,000
*	Zone 15 Gas Replacement	0						0	300,000	300,000
*	Bayou Rapides Rd Gas Extension	0						0	250,000	250,000
*	Regulator/Meter Station Refurb	0						0	250,000	250,000
*	Jefferson Heights Gas Relocation	0						0	300,000	300,000
*	Lee Street Ext/Kees Ave Gas	0						0	300,000	300,000
<b>Total Gas</b>		<b>1,581,627</b>	<b>1,108,306</b>	<b>0</b>	<b>1,150,000</b>	<b>2,100,000</b>	<b>300,000</b>	<b>4,658,305</b>	<b>6,250,000</b>	<b>12,089,933</b>

\* Project Number to be Assigned  
 @ New or Revised Projects  
 Projects to be closed

**SHEET A 2021-2022/2025-2026 CAPITAL IMPROVEMENTS PROGRAM**

<b>PROJECT TITLE:</b> Gas Replacement-Martin Park Subdivision	<b>PROJECT CATEGORY:</b> Gas
<b>PROJECT NUMBER:</b> 780901	<b>COUNCIL DISTRICT #</b> 2
<b>DIVISION:</b> Utilities	<b>DEPARTMENT:</b> Gas

**PROJECT BUDGET**

**REVENUE BREAKDOWN**

REVENUE SOURCES	Utility Rev Bonds 2013	Utility Rev Bonds 2014	REVENUE BONDS-2004	UTILITY FUND	TOTAL
PRIOR BDGTS	382,430	99,870	433,305	2,375,700	3,291,305
PRIOR EXP	382,430	99,870	433,305	2,278,153	3,193,758
BUDGET C/O	0	0	0	97,547	97,547
2020-2021					
2021-2022					
2022-2023					
2023-2024					
2024-2025					
BEYOND 2025					0
<b>TOTAL COST</b>	<b>382,430</b>	<b>99,870</b>	<b>433,305</b>	<b>2,375,700</b>	<b>3,291,305</b>

**EXPENDITURE BREAKDOWN**

EXPENDITURE BREAKDOWN	ENGINEERING	TESTING	LAND ACQUISITION	CONSTRUCTION	OTHER	TOTAL
PRIOR BDGTS	184,750	18,000	7,250	3,081,305		3,291,305
2020-2021						
2021-2022						
2022-2023						
2023-2024						
2024-2025						
BEYOND 2025						0
<b>TOTAL COST</b>	<b>184,750</b>	<b>18,000</b>	<b>7,250</b>	<b>3,081,305</b>		<b>3,291,305</b>

**PROJECT SPECIFICATIONS**

**PROJECT DESCRIPTION:**  
Replacement and reconstruction of Martin Park Subdivision, Zone 21 gas distribution system for the area from Horseshoe Drive to Spencer Street and from Manor Drive to Mansour Avenue. This project will include a gas regulator station, 2" through 4" mains and new service lines and assemblies.

**PROJECT JUSTIFICATION:**  
The existing gas lines in this area are antiquated and leak prone causing a very hazardous situation. This work will upgrade the area's gas system and reduce the probability of hazardous gas problems.

**PROJECT PRIORITY:** A

**START DATE:** 2010      **EST TIME TO COMPLETE:** 10 Years

**OPERATING BUDGET EFFECT:**  
 NONE       N/A       SEE DETAIL

**SHEET A 2021-2022/2025-2026 CAPITAL IMPROVEMENTS PROGRAM**

<b>PROJECT TITLE:</b> Gas SCADA Upgrade	<b>PROJECT CATEGORY:</b> Gas
<b>PROJECT NUMBER:</b> 781401	<b>COUNCIL DISTRICT #</b> N/A
<b>DIVISION:</b> Utilities	<b>DEPARTMENT:</b> Gas

**PROJECT BUDGET**

**REVENUE BREAKDOWN**

REVENUE SOURCES					UTILITY FUND	TOTAL
PRIOR BDGTS					527,000	527,000
PRIOR EXP					337,816	337,816
BUDGET C/O					189,184	189,184
2021-2022					95,880	95,880
2022-2023						
2023-2024						
2024-2025						
2025-2026						
BEYOND 2026						
<b>TOTAL COST</b>					<b>622,880</b>	<b>622,880</b>

**EXPENDITURE BREAKDOWN**

EXPENDITURE BREAKDOWN	ENGINEERING	TESTING	LAND ACQUISITION	CONSTRUCTION	OTHER	TOTAL
PRIOR BDGTS					527,000	527,000
2021-2022					95,880	95,880
2022-2023						
2023-2024						
2024-2025						
2025-2026						
BEYOND 2026						
<b>TOTAL COST</b>					<b>622,880</b>	<b>622,880</b>

**PROJECT SPECIFICATIONS**

**PROJECT DESCRIPTION:**

Replace existing SCADA (Supervisory Control and Data Acquisition System).

**PROJECT JUSTIFICATION:**

Existing system is over 20 years old and antiquated. Replacement parts are no longer available.

**PROJECT PRIORITY:**

**START DATE:** 2017      **EST TIME TO COMPLETE:** A Ongoing

**OPERATING BUDGET EFFECT:**

X NONE      N/A      SEE DETAIL

**SHEET A 2021-2022/2025-2026 CAPITAL IMPROVEMENTS PROGRAM**

<b>PROJECT TITLE:</b> Cloverleaf Gas Extension	<b>PROJECT CATEGORY:</b> Gas
<b>PROJECT NUMBER:</b> 781701	<b>COUNCIL DISTRICT #</b> N/A
<b>DIVISION:</b> Utilities	<b>DEPARTMENT:</b> Gas

**PROJECT BUDGET**

**REVENUE BREAKDOWN**

REVENUE SOURCES					UTILITY FUND	TOTAL
PRIOR BDGTS						
PRIOR EXP						
BUDGET C/O						
2021-2022					73,320	73,320
2022-2023						
2023-2024						
2024-2025						
2025-2026						
BEYOND 2026						
<b>TOTAL COST</b>					73,320	#VALUE!

**EXPENDITURE BREAKDOWN**

EXPENDITURE BREAKDOWN	ENGINEERING	TESTING	LAND ACQUISITION	CONSTRUCTION	OTHER	TOTAL
PRIOR BDGTS						
2021-2022					73,320	73,320
2022-2023						
2023-2024						
2024-2025						
2025-2026						
BEYOND 2026						
<b>TOTAL COST</b>					73,320	73,320

**PROJECT SPECIFICATIONS**

**PROJECT DESCRIPTION:**  
Extension of approximately 2,000 linear feet of 4" P.E. main gas line along Cloverleaf Boulevard from Highway 28 West to Pecan Bayou Subdivision alongside Walmart Superstore.

**PROJECT JUSTIFICATION:**  
Enhance 2-way system feed and future growth in area.

**PROJECT PRIORITY:** A

**START DATE:** 2017      **EST TIME TO COMPLETE:** Ongoing

**OPERATING BUDGET EFFECT:**  
 NONE       N/A       SEE DETAIL

**SHEET A 2021-2022/2025-2026 CAPITAL IMPROVEMENTS PROGRAM**

<b>PROJECT TITLE:</b> Lower 3rd/West Sandy Bayou Gas Repl	<b>PROJECT CATEGORY:</b> Gas
<b>PROJECT NUMBER:</b> 781801	<b>COUNCIL DISTRICT #</b> 3
<b>DIVISION:</b> Utilities	<b>DEPARTMENT:</b> Gas

**PROJECT BUDGET**

**REVENUE BREAKDOWN**

REVENUE SOURCES					UTILITY FUND	TOTAL
PRIOR BDGTS					810,000	810,000
PRIOR EXP					321,177	321,177
BUDGET C/O					488,823	488,823
2021-2022						
2022-2023						
2023-2024						
2024-2025						
2025-2026						
BEYOND 2026						
<b>TOTAL COST</b>					810,000	810,000

**EXPENDITURE BREAKDOWN**

EXPENDITURE BREAKDOWN	ENGINEERING	TESTING	LAND ACQUISITION	CONSTRUCTION	OTHER	TOTAL
PRIOR BDGTS	110,000			700,000		810,000
2021-2022						
2022-2023						
2023-2024						
2024-2025						
2025-2026						
BEYOND 2026						
<b>TOTAL COST</b>	110,000			700,000		810,000

**PROJECT SPECIFICATIONS**

**PROJECT DESCRIPTION:**  
Replacement of gas mains, gas service lines, and meter sets in the area of Lower 3rd Street, West Sandy Bayou Drive, and Hudson Blvd.

**PROJECT JUSTIFICATION:**  
Continued replacement and upgrade of natural gas system as per DIMP/PHMSA recommendations.

**PROJECT PRIORITY:** A

**START DATE:** 2022      **EST TIME TO COMPLETE:** 3 Years

**OPERATING BUDGET EFFECT:**  
 NONE       N/A       SEE DETAIL

**SHEET A 2021-2022/2025-2026 CAPITAL IMPROVEMENTS PROGRAM**

<b>PROJECT TITLE:</b> Wells Boulevard Gas Replacement	<b>PROJECT CATEGORY:</b> Gas
<b>PROJECT NUMBER:</b> 781901	<b>COUNCIL DISTRICT #</b> 5
<b>DIVISION:</b> Utilities	<b>DEPARTMENT:</b> Gas

**PROJECT BUDGET**

**REVENUE BREAKDOWN**

REVENUE SOURCES					UTILITY FUND	TOTAL
PRIOR BDGTS					794,000	794,000
PRIOR EXP					280,329	280,329
BUDGET C/O					513,671	513,671
2021-2022						
2022-2023						
2023-2024						
2024-2025						
2025-2026						
BEYOND 2026						
<b>TOTAL COST</b>						794,000

**EXPENDITURE BREAKDOWN**

EXPENDITURE BREAKDOWN	ENGINEERING	TESTING	LAND ACQUISITION	CONSTRUCTION	OTHER	TOTAL
PRIOR BDGTS	50,000			744,000		794,000
2021-2022						
2022-2023						
2023-2024						
2024-2025						
2025-2026						
BEYOND 2026						
<b>TOTAL COST</b>	50,000			744,000		794,000

**PROJECT SPECIFICATIONS**

**PROJECT DESCRIPTION:**  
Replacement of gas mains, gas service lines, and meter sets in the area of Wells Boulevard, Richard Avenue, and Sugarhouse Road.

**PROJECT JUSTIFICATION:**  
Continued replacement and upgrade of natural gas system as per DIMP/PHMSA recommendations.

**PROJECT PRIORITY:** A

**START DATE:** 2020      **EST TIME TO COMPLETE:** 2 Years

**OPERATING BUDGET EFFECT:**  
 NONE       N/A       SEE DETAIL

**SHEET A 2021-2022/2025-2026 CAPITAL IMPROVEMENTS PROGRAM**

<b>PROJECT TITLE:</b> Enterprise/Acadian Pipeline Interconnect	<b>PROJECT CATEGORY:</b> Gas
<b>PROJECT NUMBER:</b> 781902	<b>COUNCIL DISTRICT #</b> N/A
<b>DIVISION:</b> Utilities	<b>DEPARTMENT:</b> Gas

**PROJECT BUDGET**

**REVENUE BREAKDOWN**

REVENUE SOURCES					UTILITY FUND	TOTAL
PRIOR BDGTS					2,374,000	2,374,000
PRIOR EXP					2,181,598	2,181,598
BUDGET C/O					192,402	192,402
2021-2022						
2022-2023						
2023-2024						
2024-2025						
2025-2026						
BEYOND 2026						
<b>TOTAL COST</b>					2,374,000	2,374,000

**EXPENDITURE BREAKDOWN**

EXPENDITURE BREAKDOWN	ENGINEERING	TESTING	LAND ACQUISITION	CONSTRUCTION	OTHER	TOTAL
PRIOR BDGTS				2,374,000		2,374,000
2021-2022						
2022-2023						
2023-2024						
2024-2025						
2025-2026						
BEYOND 2026						
<b>TOTAL COST</b>				2,374,000		2,374,000

**PROJECT SPECIFICATIONS**

**PROJECT DESCRIPTION:**  
Installation of meter/regulator station and piping to connect Alex #5 Station to the Enterprise/Acadian Gas Pipeline.

**PROJECT JUSTIFICATION:**  
Natural gas volumes to DG Hunter Power Plant.

**PROJECT PRIORITY:** A

**START DATE:** 2021      **EST TIME TO COMPLETE:** 2 Years

**OPERATING BUDGET EFFECT:**  
 NONE       N/A       SEE DETAIL

**SHEET A 2021-2022/2025-2026 CAPITAL IMPROVEMENTS PROGRAM**

<b>PROJECT TITLE:</b> MAOP Reverification	<b>PROJECT CATEGORY:</b> Gas
<b>PROJECT NUMBER:</b> 782101	<b>COUNCIL DISTRICT #</b> N/A
<b>DIVISION:</b> Utilities	<b>DEPARTMENT:</b> Gas

**PROJECT BUDGET**

**REVENUE BREAKDOWN**

REVENUE SOURCES					UTILITY FUND	TOTAL
PRIOR BDGTS					100,000	100,000
PRIOR EXP						
BUDGET C/O					100,000	100,000
2021-2022					376,000	376,000
2022-2023						
2023-2024						
2024-2025						
2025-2026						
BEYOND 2026						
<b>TOTAL COST</b>					476,000	476,000

**EXPENDITURE BREAKDOWN**

EXPENDITURE BREAKDOWN	ENGINEERING	TESTING	LAND ACQUISITION	CONSTRUCTION	OTHER	TOTAL
PRIOR BDGTS					100,000	100,000
2021-2022					376,000	376,000
2022-2023						
2023-2024						
2024-2025						
2025-2026						
BEYOND 2026						
<b>TOTAL COST</b>					476,000	476,000

**PROJECT SPECIFICATIONS**

**PROJECT DESCRIPTION:**  
Develop and implement plan to re-establish maximum operating pressures on distribution system.

---

**PROJECT JUSTIFICATION:**  
PHEMSA Regulations.

---

**PROJECT PRIORITY:** A

**START DATE:** N/A      **EST TIME TO COMPLETE:** N/A

**OPERATING BUDGET EFFECT:**  
 NONE       N/A       SEE DETAIL

**SHEET A 2021-2022/2025-2026 CAPITAL IMPROVEMENTS PROGRAM**

<b>PROJECT TITLE:</b> Odorization Station City Gate 1 & 4	<b>PROJECT CATEGORY:</b> Gas
<b>PROJECT NUMBER:</b> 782201	<b>COUNCIL DISTRICT #</b> N/A
<b>DIVISION:</b> Utilities	<b>DEPARTMENT:</b> Gas

**PROJECT BUDGET**

**REVENUE BREAKDOWN**

REVENUE SOURCES					UTILITY FUND	TOTAL
PRIOR BDGTS						
PRIOR EXP						
BUDGET C/O						
2021-2022					94,846	94,846
2022-2023						
2023-2024						
2024-2025						
2025-2026						
BEYOND 2026						
<b>TOTAL COST</b>					94,846	94,846

**EXPENDITURE BREAKDOWN**

EXPENDITURE BREAKDOWN	ENGINEERING	TESTING	LAND ACQUISITION	CONSTRUCTION	OTHER	TOTAL
PRIOR BDGTS						
2021-2022					94,846	94,846
2022-2023						
2023-2024						
2024-2025						
2025-2026						
BEYOND 2026						
<b>TOTAL COST</b>					94,846	94,846

**PROJECT SPECIFICATIONS**

**PROJECT DESCRIPTION:**  
Replace existing line starting at 26th street and proceeding to Jackson Extension.

**PROJECT JUSTIFICATION:**  
Extending Useful Life.

**PROJECT PRIORITY:** A

**START DATE:** N/A      **EST TIME TO COMPLETE:** N/A

**OPERATING BUDGET EFFECT:**  
 NONE       N/A       SEE DETAIL

**SHEET A 2021-2022/2025-2026 CAPITAL IMPROVEMENTS PROGRAM**

<b>PROJECT TITLE:</b> Olde Town @ Red River Gas Extension	<b>PROJECT CATEGORY:</b> Gas
<b>PROJECT NUMBER:</b> 782202	<b>COUNCIL DISTRICT #</b> N/A
<b>DIVISION:</b> Utilities	<b>DEPARTMENT:</b> Gas

**PROJECT BUDGET**

**REVENUE BREAKDOWN**

REVENUE SOURCES					UTILITY FUND	TOTAL
PRIOR BDGTS						
PRIOR EXP						
BUDGET C/O						
2021-2022					168,260	168,260
2022-2023						
2023-2024						
2024-2025						
2025-2026						
BEYOND 2026						
<b>TOTAL COST</b>					168,260	168,260

**EXPENDITURE BREAKDOWN**

EXPENDITURE BREAKDOWN	ENGINEERING	TESTING	LAND ACQUISITION	CONSTRUCTION	OTHER	TOTAL
PRIOR BDGTS						
2021-2022					168,260	168,260
2022-2023						
2023-2024						
2024-2025						
2025-2026						
BEYOND 2026						
<b>TOTAL COST</b>					168,260	168,260

**PROJECT SPECIFICATIONS**

<b>PROJECT DESCRIPTION:</b> Replace existing line starting at 26th street and proceeding to Jackson Extension.			
<b>PROJECT JUSTIFICATION:</b> Extending Useful Life.			
<b>PROJECT PRIORITY:</b>		A	
<b>START DATE:</b>	N/A	<b>EST TIME TO COMPLETE:</b>	N/A
<b>OPERATING BUDGET EFFECT:</b>	X NONE	N/A	SEE DETAIL

CITY OF ALEXANDRIA

**SHEET A 2021-2022/2025-2026 CAPITAL IMPROVEMENTS PROGRAM**

<b>PROJECT TITLE:</b> Jackson Street Gas Replacement	<b>PROJECT CATEGORY:</b> Gas
<b>PROJECT NUMBER:</b> 782203	<b>COUNCIL DISTRICT #</b> N/A
<b>DIVISION:</b> Utilities	<b>DEPARTMENT:</b> Gas

**PROJECT BUDGET**

**REVENUE BREAKDOWN**

REVENUE SOURCES					UTILITY FUND	TOTAL
PRIOR BDGTS						
PRIOR EXP						
BUDGET C/O						
2021-2022					300,000	300,000
2022-2023						
2023-2024					500,000	500,000
2024-2025					500,000	500,000
2025-2026						
BEYOND 2026						0
<b>TOTAL COST</b>					1,300,000	1,300,000

**EXPENDITURE BREAKDOWN**

EXPENDITURE BREAKDOWN	ENGINEERING	TESTING	LAND ACQUISITION	CONSTRUCTION	OTHER	TOTAL
PRIOR BDGTS						
2021-2022				300,000		300,000
2022-2023						
2023-2024				500,000		500,000
2024-2025				500,000		500,000
2025-2026						
BEYOND 2026						0
<b>TOTAL COST</b>				1,300,000		1,300,000

**PROJECT SPECIFICATIONS**

**PROJECT DESCRIPTION:**  
Replace existing line starting at 26th street and proceeding to Jackson Extension.

---

**PROJECT JUSTIFICATION:**  
Extending Useful Life.

---

**PROJECT PRIORITY:** A

**START DATE:** N/A      **EST TIME TO COMPLETE:** N/A

**OPERATING BUDGET EFFECT:**  
 NONE       N/A       SEE DETAIL

**SHEET A 2021-2022/2025-2026 CAPITAL IMPROVEMENTS PROGRAM**

<b>PROJECT TITLE:</b> Grundy Cooper Gas Replacement	<b>PROJECT CATEGORY:</b> Gas
<b>PROJECT NUMBER:</b> N/A	<b>COUNCIL DISTRICT #</b> N/A
<b>DIVISION:</b> Utilities	<b>DEPARTMENT:</b> Gas

**PROJECT BUDGET**

**REVENUE BREAKDOWN**

REVENUE SOURCES					UTILITY FUND	TOTAL
PRIOR BDGTS						
PRIOR EXP						
BUDGET C/O						
2021-2022						
2022-2023						
2023-2024						
2024-2025					300,000	300,000
2025-2026					300,000	300,000
BEYOND 2026					300,000	300,000
<b>TOTAL COST</b>					<b>900,000</b>	<b>900,000</b>

**EXPENDITURE BREAKDOWN**

EXPENDITURE BREAKDOWN	ENGINEERING	TESTING	LAND ACQUISITION	CONSTRUCTION	OTHER	TOTAL
PRIOR BDGTS						
2021-2022						
2022-2023						
2023-2024						
2024-2025				300,000		300,000
2025-2026				300,000		300,000
BEYOND 2026				300,000		300,000
<b>TOTAL COST</b>				<b>900,000</b>		<b>900,000</b>

**PROJECT SPECIFICATIONS**

**PROJECT DESCRIPTION:**  
Replace existing steel line with 2" P.E. line: approximately 27,000 feet

---

**PROJECT JUSTIFICATION:**  
Extending Useful Life.

---

**PROJECT PRIORITY:** A

**START DATE:** N/A      **EST TIME TO COMPLETE:** N/A

**OPERATING BUDGET EFFECT:**  
 NONE       N/A       SEE DETAIL

**SHEET A 2021-2022/2025-2026 CAPITAL IMPROVEMENTS PROGRAM**

<b>PROJECT TITLE:</b> Alexandria West Side Gas Feed	<b>PROJECT CATEGORY:</b> Gas
<b>PROJECT NUMBER:</b>	<b>COUNCIL DISTRICT #</b> N/A
<b>DIVISION:</b> Utilities	<b>DEPARTMENT:</b> Gas

**PROJECT BUDGET**

**REVENUE BREAKDOWN**

REVENUE SOURCES					UTILITY FUND	TOTAL
PRIOR BDGTS						
PRIOR EXP						
BUDGET C/O						
2021-2022						
2022-2023						
2023-2024					650,000	650,000
2024-2025					1,300,000	1,300,000
2025-2026						0
BEYOND 2026					4,550,000	4,550,000
<b>TOTAL COST</b>					<b>6,500,000</b>	<b>6,500,000</b>

**EXPENDITURE BREAKDOWN**

EXPENDITURE BREAKDOWN	ENGINEERING	TESTING	LAND ACQUISITION	CONSTRUCTION	OTHER	TOTAL
PRIOR BDGTS						
2021-2022						
2022-2023						
2023-2024					650,000	650,000
2024-2025					1,300,000	1,300,000
2025-2026						0
BEYOND 2026					4,550,000	4,550,000
<b>TOTAL COST</b>				0	<b>6,500,000</b>	<b>6,500,000</b>

**PROJECT SPECIFICATIONS**

**PROJECT DESCRIPTION:**  
Construction of new tap, regulator stations, and main line to connect to Enterprise's transmission line on Highway 165 South.

**PROJECT JUSTIFICATION:**  
Provide an additional natural gas feed for the City's Gas Distribution System to improve reliability.

**PROJECT PRIORITY:** A

**START DATE:** N/A      **EST TIME TO COMPLETE:** N/A

**OPERATING BUDGET EFFECT:**  
 NONE       N/A       SEE DETAIL

**SHEET A 2021-2022/2025-2026 CAPITAL IMPROVEMENTS PROGRAM**

<b>PROJECT TITLE:</b> Zone 15 Gas Replacement	<b>PROJECT CATEGORY:</b> Gas
<b>PROJECT NUMBER:</b>	<b>COUNCIL DISTRICT #</b> 1
<b>DIVISION:</b> Utilities	<b>DEPARTMENT:</b> Gas

**PROJECT BUDGET**

**REVENUE BREAKDOWN**

REVENUE SOURCES					UTILITY FUND	TOTAL
PRIOR BDGTS						
PRIOR EXP						
BUDGET C/O						
2021-2022						
2022-2023						
2023-2024						
2024-2025						
2025-2026						
BEYOND 2026					300,000	300,000
<b>TOTAL COST</b>					300,000	300,000

**EXPENDITURE BREAKDOWN**

EXPENDITURE BREAKDOWN	ENGINEERING	TESTING	LAND ACQUISITION	CONSTRUCTION	OTHER	TOTAL
PRIOR BDGTS						
2021-2022						
2022-2023						
2023-2024						
2024-2025						
2025-2026						
BEYOND 2026	50,000				250,000	300,000
<b>TOTAL COST</b>	50,000				250,000	300,000

**PROJECT SPECIFICATIONS**

**PROJECT DESCRIPTION:**  
Replacement of gas mains, gas service lines, and meter sets in the area of the former North Circle, including Railroad Avenue, Stracener Street and South Street.

**PROJECT JUSTIFICATION:**  
Continued replacement and upgrade of natural gas system as per DIMP/PHMSA recommendations.

**PROJECT PRIORITY:** A

**START DATE:** N/A      **EST TIME TO COMPLETE:** N/A

**OPERATING BUDGET EFFECT:**  
 NONE       N/A       SEE DETAIL

**SHEET A 2021-2022/2025-2026 CAPITAL IMPROVEMENTS PROGRAM**

<b>PROJECT TITLE:</b> Bayou Rapides Road Gas Extension	<b>PROJECT CATEGORY:</b> Gas
<b>PROJECT NUMBER:</b>	<b>COUNCIL DISTRICT #</b> N/A
<b>DIVISION:</b> Utilities	<b>DEPARTMENT:</b> Gas

**PROJECT BUDGET**

**REVENUE BREAKDOWN**

REVENUE SOURCES					UTILITY FUND	TOTAL
PRIOR BDGTS						
PRIOR EXP						
BUDGET C/O						
2021-2022						
2022-2023						
2023-2024						
2024-2025						
2025-2026						
BEYOND 2026					250,000	250,000
<b>TOTAL COST</b>					250,000	250,000

**EXPENDITURE BREAKDOWN**

EXPENDITURE BREAKDOWN	ENGINEERING	TESTING	LAND ACQUISITION	CONSTRUCTION	OTHER	TOTAL
PRIOR BDGTS						
2021-2022						
2022-2023						
2023-2024						
2024-2025						
2025-2026						
BEYOND 2026	50,000			200,000		250,000
<b>TOTAL COST</b>	50,000			200,000		250,000

**PROJECT SPECIFICATIONS**

**PROJECT DESCRIPTION:**  
Installation of approximately 10,000 ft of PE Gas Line on Bayou Rapides Road from Plantation Drive to Vandenburg Drive.

**PROJECT JUSTIFICATION:**  
Maintain a 2-way feed to England Airpark and Highway 28 West Corridor.

**PROJECT PRIORITY:** A

**START DATE:** N/A      **EST TIME TO COMPLETE:** N/A

**OPERATING BUDGET EFFECT:**  
 NONE       N/A       SEE DETAIL

**SHEET A 2021-2022/2025-2026 CAPITAL IMPROVEMENTS PROGRAM**

<b>PROJECT TITLE:</b> Regulator/Meter Station Refurbishment	<b>PROJECT CATEGORY:</b> Gas
<b>PROJECT NUMBER:</b>	<b>COUNCIL DISTRICT #</b> N/A
<b>DIVISION:</b> Utilities	<b>DEPARTMENT:</b> Gas

**PROJECT BUDGET**

**REVENUE BREAKDOWN**

REVENUE SOURCES					UTILITY FUND	TOTAL
PRIOR BDGTS						
PRIOR EXP						
BUDGET C/O						
2021-2022						
2022-2023						
2023-2024						
2024-2025						
2025-2026						
BEYOND 2026					250,000	250,000
<b>TOTAL COST</b>					250,000	250,000

**EXPENDITURE BREAKDOWN**

EXPENDITURE BREAKDOWN	ENGINEERING	TESTING	LAND ACQUISITION	CONSTRUCTION	OTHER	TOTAL
PRIOR BDGTS						
2021-2022						
2022-2023						
2023-2024						
2024-2025						
2025-2026						
BEYOND 2026					250,000	250,000
<b>TOTAL COST</b>					250,000	250,000

**PROJECT SPECIFICATIONS**

**PROJECT DESCRIPTION:**  
Priming and painting Gas Meter/Regulator Stations.

---

**PROJECT JUSTIFICATION:**  
Gas system operations and maintenance.

---

**PROJECT PRIORITY:** A

**START DATE:** N/A      **EST TIME TO COMPLETE:** N/A

**OPERATING BUDGET EFFECT:**  
 NONE       N/A       SEE DETAIL

**SHEET A 2021-2022/2025-2026 CAPITAL IMPROVEMENTS PROGRAM**

<b>PROJECT TITLE:</b> Jefferson Heights Gas Relocation	<b>PROJECT CATEGORY:</b> Gas
<b>PROJECT NUMBER:</b>	<b>COUNCIL DISTRICT #</b> 2
<b>DIVISION:</b> Utilities	<b>DEPARTMENT:</b> Gas

**PROJECT BUDGET**

**REVENUE BREAKDOWN**

REVENUE SOURCES					UTILITY FUND	TOTAL
PRIOR BDGTS						
PRIOR EXP						
BUDGET C/O						
2021-2022						
2022-2023						
2023-2024						
2024-2025						
2025-2026						
BEYOND 2026					300,000	300,000
<b>TOTAL COST</b>					300,000	300,000

**EXPENDITURE BREAKDOWN**

EXPENDITURE BREAKDOWN	ENGINEERING	TESTING	LAND ACQUISITION	CONSTRUCTION	OTHER	TOTAL
PRIOR BDGTS						
2021-2022						
2022-2023						
2023-2024						
2024-2025						
2025-2026						
BEYOND 2026	50,000			250,000		300,000
<b>TOTAL COST</b>	50,000			250,000		300,000

**PROJECT SPECIFICATIONS**

**PROJECT DESCRIPTION:**  
Replacement of Gas Mains, Services, and Meters in the area of Jefferson Street, Joseph Street, and Lee Street Extension.

**PROJECT JUSTIFICATION:**  
Continued replacement and upgrade of natural gas system as per DIMP/PHMSA regulations.

**PROJECT PRIORITY:** A

**START DATE:** N/A      **EST TIME TO COMPLETE:** N/A

**OPERATING BUDGET EFFECT:**  
 NONE       N/A       SEE DETAIL

**SHEET A 2021-2022/2025-2026 CAPITAL IMPROVEMENTS PROGRAM**

<b>PROJECT TITLE:</b> Lee Street Ext/Kees Avenue Gas Relocation	<b>PROJECT CATEGORY:</b> Gas
<b>PROJECT NUMBER:</b>	<b>COUNCIL DISTRICT #</b> 2
<b>DIVISION:</b> Utilities	<b>DEPARTMENT:</b> Gas

**PROJECT BUDGET**

**REVENUE BREAKDOWN**

REVENUE SOURCES					UTILITY FUND	TOTAL
PRIOR BDGTS						
PRIOR EXP						
BUDGET C/O						
2021-2022						
2022-2023						
2023-2024						
2024-2025						
2025-2026						
BEYOND 2026					300,000	300,000
<b>TOTAL COST</b>					300,000	300,000

**EXPENDITURE BREAKDOWN**

EXPENDITURE BREAKDOWN	ENGINEERING	TESTING	LAND ACQUISITION	CONSTRUCTION	OTHER	TOTAL
PRIOR BDGTS						
2021-2022						
2022-2023						
2023-2024						
2024-2025						
2025-2026						
BEYOND 2026	50,000			250,000		300,000
<b>TOTAL COST</b>	50,000			250,000		300,000

**PROJECT SPECIFICATIONS**

**PROJECT DESCRIPTION:**  
Replacement of Gas Mains, Services, and Meters in the area of Lee Street Extension and Kees Avenue.

**PROJECT JUSTIFICATION:**  
Continued replacement and upgrade of natural gas system as per DIMP/PHMSA regulations.

**PROJECT PRIORITY:** A

**START DATE:** N/A      **EST TIME TO COMPLETE:** N/A

**OPERATING BUDGET EFFECT:**  
 NONE     
 N/A     
 SEE DETAIL

2021-2022/2025-2026 CAPITAL IMPROVEMENTS BUDGET

TABLE OF CONTENTS

WASTEWATER

		<b>PAGE</b>
818901	Sewer Line Rehab & Replacement .....	192
810701	Reconstruct Baffle Walls .....	193
810904	Collection/Treatment Painting .....	194
811501	Lift Station Upgrades .....	195
811701	Wastewater Main Rep - Legacy System .....	196
811801	Vehicle Storage Building .....	197
812001	Dechlorination Facility Improvements .....	198
812101	Marye Street Sewer .....	199
812201	Aerator Mooring @ Plant .....	200
812202	Treatment Plant Roadway Lighting .....	201
812203	SCADA Tower Replacement .....	202
*	Windemere Lift Station Gravity Sewer .....	203
*	Engine Replacement-Jones St Lift Station .....	204
*	Martin Park Flood Control Stand By .....	205
*	Highway 28 W Sewer Improvements .....	206
*	Main Lift Stations Renovation .....	207
*	W Sandy Bayou Flood Control Stand By .....	208
*	Downtown Sewer Line Rehab .....	209
*	West Alexandria Treatment Plant .....	210
*	Perimeter Fence Treatment Plant .....	211
*	Treatment Plant Drainage .....	212
*	Calvert Street Lift Station .....	213

2021-2022

**COMBINED CAPITAL PROJECTS  
SOURCES OF FUNDING SUMMARY**

**WASTEWATER**

PROJECT IDENTIFICATION	SALES TAXES	AD VAL TAX- 14	AD VAL TAX- 18	FEDERAL FUNDS	STATE FUNDS	UTILITY FUND	OTHER	TOTALS
Sewer Line Rehab & Replacement						235,000		235,000
Reconstruct Baffle Walls						(795,000)		(795,000)
Dechlorination Facility Improvements						(72,345)		(72,345)
Aerator Mooring @ Plant						622,500		622,500
Treatment Plant Roadway Lighting						176,250		176,250
SCADA Tower Replacement						126,900		126,900
<b>Total Wastewater</b>	0	0	0	0	0	493,305	0	493,305

2021-2022

**ENTERPRISE CAPITAL PROJECTS  
FIVE YEAR CAPITAL PLAN**

**WASTEWATER**

PROJ #	PROJECT IDENTIFICATION	BUDGET C/O	FISCAL YEAR					TOTAL 5 YEAR	BEYOND 2026	TOTAL COST
			21-22	22-23	23-24	24-25	25-26			
818901	Sewer Line Rehab & Replacement	1,016,042	235,000	1,000,000	750,000	500,000	500,000	2,985,000		4,001,042
810701	Reconstruct Baffle Walls	801,782	(795,000)					(795,000)		6,782
810904	Collection/Treatment Planting	212,585						0		212,585
811501	Lift Station Upgrades	635,000		250,000	220,000			470,000		1,105,000
811701	Wastewater Main Rep - Legacy System				650,000	650,000		1,300,000	1,300,000	2,600,000
811801	Vehicle Storage Building	258,730						0		258,730
812001	Dechlorination Facility Improvements	82,887	(72,345)					(72,345)		10,542
812101	Marye Street Sewer	750,000						0	750,000	1,500,000
812201	Aerator Mooring @ Plant	0	822,500					822,500		822,500
812202	Treatment Plant Roadway Lighting	0	176,250					176,250	175,000	351,250
812203	SCADA Tower Replacement	0	126,900					126,900	175,000	301,900
*	Windemere Lift Station Gravity Sewer	0						0	1,592,000	1,592,000
*	Engine Replacement-Jones St Lift Stat	0						0	2,400,000	2,400,000
*	Martin Park Flood Control Stand By	0						0	196,000	196,000
*	Highway 28 W Sewer Improvements	0						0	1,570,000	1,570,000
*	Main Lift Stations Renovation	0						0	4,148,000	4,148,000
*	W Sandy Bayou Flood Control Stand B	0						0	546,000	546,000
*	Downtown Sewer Line Rehab	0						0	6,000,000	6,000,000
*	West Alexandria Treatment Plant	0						0	57,910,000	57,910,000
*	Perimeter Fence Treatment Plant	0						0	356,000	356,000
*	Treatment Plant Drainage	0						0	465,000	465,000
*	Convent Street Lift Station	0						0	6,600,000	6,600,000
<b>Total Wastewater</b>		<b>3,757,026</b>	<b>493,305</b>	<b>1,250,000</b>	<b>1,620,000</b>	<b>1,150,000</b>	<b>500,000</b>	<b>5,013,305</b>	<b>\$4,143,000</b>	<b>\$2,913,331</b>

- \* Project Number to be Assigned
- @ New or Revised Projects
- ▢ Projects to be closed

**SHEET A 2021-2022/2025-2026 CAPITAL IMPROVEMENTS PROGRAM**

<b>PROJECT TITLE:</b> Sewer Line Rehabilitation	<b>PROJECT CATEGORY:</b> Wastewater
<b>PROJECT NUMBER:</b> 818901	<b>COUNCIL DISTRICT #</b> N/A
<b>DIVISION:</b> Utilities	<b>DEPARTMENT:</b> Wastewater

**PROJECT BUDGET**

**REVENUE BREAKDOWN**

REVENUE SOURCES					UTILITY FUND	TOTAL
PRIOR BDGTS					13,432,766	13,432,766
PRIOR EXP					12,416,724	12,416,724
BUDGET C/O					1,016,042	1,016,042
2020-2021					235,000	235,000
2021-2022					1,000,000	1,000,000
2022-2023					750,000	750,000
2023-2024					500,000	500,000
2024-2025					500,000	500,000
BEYOND 2025						
<b>TOTAL COST</b>					<b>16,417,766</b>	<b>16,417,766</b>

**EXPENDITURE BREAKDOWN**

EXPENDITURE BREAKDOWN	ENGINEERING	TESTING	LAND ACQUISITION	CONSTRUCTION	OTHER	TOTAL
PRIOR BDGTS	740,000			12,692,766		13,432,766
2020-2021				235,000		235,000
2021-2022				1,000,000		1,000,000
2022-2023				750,000		750,000
2023-2024				500,000		500,000
2024-2025				500,000		500,000
BEYOND 2025						
<b>TOTAL COST</b>	<b>740,000</b>			<b>15,677,766</b>		<b>16,417,766</b>

**PROJECT SPECIFICATIONS**

**PROJECT DESCRIPTION:**  
Sewer line rehabilitation.

**PROJECT JUSTIFICATION:**  
Repair, reline or replace deteriorated mains, manholes and services that are identified as causing excess infiltration and inflow into the collection system. This project addresses our entire collection system. Increased cost are to ensure EPA compliance in coming years. We have received correspondence for the EPA urging the reimplementaion of this program.

**PROJECT PRIORITY:** A

**START DATE:** On Going      **EST TIME TO COMPLETE:** As Needed

**OPERATING BUDGET EFFECT:**  
 NONE       N/A       SEE DETAIL

**SHEET A 2021-2022/2025-2026 CAPITAL IMPROVEMENTS PROGRAM**

<b>PROJECT TITLE:</b> Reconstruct Baffle Walls	<b>PROJECT CATEGORY:</b> Wastewater
<b>PROJECT NUMBER:</b> 810701	<b>COUNCIL DISTRICT #</b> N/A
<b>DIVISION:</b> Utilities	<b>DEPARTMENT:</b> Wastewater

**PROJECT BUDGET**

**REVENUE BREAKDOWN**

REVENUE SOURCES					UTILITY FUND	TOTAL
PRIOR BDGTS					1,250,000	1,250,000
PRIOR EXP					448,218	448,218
BUDGET C/O					801,782	801,782
2020-2021					(795,000)	(795,000)
2021-2022						
2022-2023						
2023-2024						
2024-2025						
BEYOND 2025						
<b>TOTAL COST</b>					455,000	455,000

**EXPENDITURE BREAKDOWN**

EXPENDITURE BREAKDOWN	ENGINEERING	TESTING	LAND ACQUISITION	CONSTRUCTION	OTHER	TOTAL
PRIOR BDGTS					1,250,000	1,250,000
2020-2021					(795,000)	(795,000)
2021-2022						
2022-2023						
2023-2024						
2024-2025						
BEYOND 2025						
<b>TOTAL COST</b>					455,000	455,000

**PROJECT SPECIFICATIONS**

**PROJECT DESCRIPTION:**  
Installation of floating baffle wall system in secondary lagoons at the Wastewater Treatment Plant.

---

**PROJECT JUSTIFICATION:**  
Existing baffle walls are made of creosote timbers and pilings that have deteriorated.

---

**PROJECT PRIORITY:** A

**START DATE:** Ongoing      **EST TIME TO COMPLETE:** Ongoing

**OPERATING BUDGET EFFECT:**  
 NONE       X       N/A       SEE DETAIL

**SHEET A 2021-2022/2025-2026 CAPITAL IMPROVEMENTS PROGRAM**

<b>PROJECT TITLE:</b> Collection/Treatment Painting Project	<b>PROJECT CATEGORY:</b> Wastewater
<b>PROJECT NUMBER:</b> 810904	<b>COUNCIL DISTRICT #</b> N/A
<b>DIVISION:</b> Utilities	<b>DEPARTMENT:</b> Wastewater

**PROJECT BUDGET**

**REVENUE BREAKDOWN**

REVENUE SOURCES	Utility Revenue Bonds 2014	REVENUE BONDS 2013	UTILITY FUND	TOTAL
PRIOR BDGTS	575,676	110,000	1,139,324	1,825,000
PRIOR EXP	575,676	110,000	926,739	1,612,415
BUDGET C/O	0	0	212,585	212,585
2020-2021				
2021-2022				
2022-2023				
2023-2024				
2024-2025				
BEYOND 2025				0
<b>TOTAL COST</b>	575,676	110,000	1,139,324	1,825,000

**EXPENDITURE BREAKDOWN**

EXPENDITURE BREAKDOWN	ENGINEERING	TESTING	LAND ACQUISITION	CONSTRUCTION	OTHER	TOTAL
PRIOR BDGTS	190,000	18,000		1,617,000		1,825,000
2020-2021						
2021-2022						
2022-2023						
2023-2024						
2024-2025						
BEYOND 2025						0
<b>TOTAL COST</b>	190,000	18,000		1,617,000		1,825,000

**PROJECT SPECIFICATIONS**

**PROJECT DESCRIPTION:**  
Painting of buildings & equipment at the following locations: Casson Street Lift Station, Masonic Drive Lift Station, Atwood Lift Station, In-Plant Lift Station, Sludge Thickener Tanks and Sludge Hopper at Solids Handling Building.

**PROJECT JUSTIFICATION:**  
Paint on these structures and equipment is severely deteriorated. Work is needed to maintain structural integrity.

**PROJECT PRIORITY:** A

**START DATE:** Ongoing      **EST TIME TO COMPLETE:** Ongoing

**OPERATING BUDGET EFFECT:**  
 NONE       X       N/A       SEE DETAIL

**SHEET A 2021-2022/2025-2026 CAPITAL IMPROVEMENTS PROGRAM**

<b>PROJECT TITLE:</b> Lift Station Upgrades	<b>PROJECT CATEGORY:</b> Wastewater
<b>PROJECT NUMBER:</b> 811501	<b>COUNCIL DISTRICT #</b> N/A
<b>DIVISION:</b> Utilities	<b>DEPARTMENT:</b> Wastewater

**PROJECT BUDGET**

**REVENUE BREAKDOWN**

REVENUE SOURCES					UTILITY FUND	TOTAL
PRIOR BDGTS					635,000	635,000
PRIOR EXP						
BUDGET C/O					635,000	635,000
2020-2021						
2021-2022					250,000	250,000
2022-2023					220,000	220,000
2023-2024						
2024-2025						
BEYOND 2025						
<b>TOTAL COST</b>					<b>1,105,000</b>	<b>1,105,000</b>

**EXPENDITURE BREAKDOWN**

EXPENDITURE BREAKDOWN	ENGINEERING	TESTING	LAND ACQUISITION	CONSTRUCTION	OTHER	TOTAL
PRIOR BDGTS					635,000	635,000
2020-2021						
2021-2022					250,000	250,000
2022-2023					220,000	220,000
2023-2024						
2024-2025						
BEYOND 2025						
<b>TOTAL COST</b>					<b>1,105,000</b>	<b>1,105,000</b>

**PROJECT SPECIFICATIONS**

**PROJECT DESCRIPTION:**  
Installation of modern above-ground duplex pump package with high capacity pumps at Good Earth, Clermont, Twin Bridges Road, North Village, Briarwood, and Landmark Lift Stations.

**PROJECT JUSTIFICATION:**  
Existing pumps at these stations are inefficient and have to be frequently repaired.

**PROJECT PRIORITY:** A

**START DATE:** Ongoing      **EST TIME TO COMPLETE:** Ongoing

**OPERATING BUDGET EFFECT:**  
 NONE       X       N/A       SEE DETAIL

**SHEET A 2021-2022/2025-2026 CAPITAL IMPROVEMENTS PROGRAM**

<b>PROJECT TITLE:</b> Wastewater Main Repl-Legacy System	<b>PROJECT CATEGORY:</b> Wastewater
<b>PROJECT NUMBER:</b> 811701	<b>COUNCIL DISTRICT #</b> N/A
<b>DIVISION:</b> Utilities	<b>DEPARTMENT:</b> Wastewater

**PROJECT BUDGET**

**REVENUE BREAKDOWN**

REVENUE SOURCES					UTILITY FUND	TOTAL
PRIOR BDGTS					1,084,452	1,084,452
PRIOR EXP					1,084,452	1,084,452
BUDGET C/O					0	0
2020-2021						
2021-2022						
2022-2023					650,000	650,000
2023-2024					650,000	650,000
2024-2025						
BEYOND 2025					1,300,000	1,300,000
<b>TOTAL COST</b>					<b>3,684,452</b>	<b>3,684,452</b>

**EXPENDITURE BREAKDOWN**

EXPENDITURE BREAKDOWN	ENGINEERING	TESTING	LAND ACQUISITION	CONSTRUCTION	OTHER	TOTAL
PRIOR BDGTS					1,084,452	1,084,452
2020-2021						
2021-2022						
2022-2023					650,000	650,000
2023-2024					650,000	650,000
2024-2025						
BEYOND 2025					1,300,000	1,300,000
<b>TOTAL COST</b>					<b>3,684,452</b>	<b>3,684,452</b>

**PROJECT SPECIFICATIONS**

**PROJECT DESCRIPTION:**  
 Replace existing wastewater mains in the area generally bounded by the Red River, Lee Street, Bolton Avenue, and Rapides Avenue.

**PROJECT JUSTIFICATION:**  
 This will replace the utility infrastructure in one of the oldest areas of the City.

**PROJECT PRIORITY:** A

**START DATE:** Ongoing      **EST TIME TO COMPLETE:** Ongoing

**OPERATING BUDGET EFFECT:**

NONE     
  N/A     
  SEE DETAIL

**SHEET A 2021-2022/2025-2026 CAPITAL IMPROVEMENTS PROGRAM**

<b>PROJECT TITLE:</b> Vehicle Storage Building	<b>PROJECT CATEGORY:</b> Wastewater
<b>PROJECT NUMBER:</b> 811801	<b>COUNCIL DISTRICT #</b> N/A
<b>DIVISION:</b> Utilities	<b>DEPARTMENT:</b> Wastewater

**PROJECT BUDGET**

**REVENUE BREAKDOWN**

REVENUE SOURCES					UTILITY FUND	TOTAL
PRIOR BDGTS					275,000	275,000
PRIOR EXP					16,270	16,270
BUDGET C/O					258,730	258,730
2021-2022						
2022-2023						
2023-2024						
2024-2025						
2025-2026						
BEYOND 2026						
<b>TOTAL COST</b>					275,000	275,000

**EXPENDITURE BREAKDOWN**

EXPENDITURE BREAKDOWN	ENGINEERING	TESTING	LAND ACQUISITION	CONSTRUCTION	OTHER	TOTAL
PRIOR BDGTS					275,000	275,000
2021-2022						
2022-2023						
2023-2024						
2024-2025						
2025-2026						
BEYOND 2026						
<b>TOTAL COST</b>					275,000	275,000

**PROJECT SPECIFICATIONS**

**PROJECT DESCRIPTION:**  
Replacement of CMU wall and roofing at the Wastewater Treatment Plant shop and vehicle storage area.

**PROJECT JUSTIFICATION:**  
Existing wall and roofing are severely deteriorated and in need of replacement.

**PROJECT PRIORITY:** A

**START DATE:** 2022      **EST TIME TO COMPLETE:** 1 Year

**OPERATING BUDGET EFFECT:**  
 NONE       X       N/A       SEE DETAIL

**SHEET A 2021-2022/2025-2026 CAPITAL IMPROVEMENTS PROGRAM**

<b>PROJECT TITLE:</b> Dechlorination Facility Improvements	<b>PROJECT CATEGORY:</b> Wastewater
<b>PROJECT NUMBER:</b> 812001	<b>COUNCIL DISTRICT #</b> N/A
<b>DIVISION:</b> Utilities	<b>DEPARTMENT:</b> Wastewater

**PROJECT BUDGET**

**REVENUE BREAKDOWN**

REVENUE SOURCES					UTILITY FUND	TOTAL
PRIOR BDGTS					215,000	215,000
PRIOR EXP					132,113	132,113
BUDGET C/O					82,887	82,887
2021-2022					(72,345)	(72,345)
2022-2023						
2023-2024						
2024-2025						
2025-2026						
BEYOND 2026						
<b>TOTAL COST</b>					215,000	142,655

**EXPENDITURE BREAKDOWN**

EXPENDITURE BREAKDOWN	ENGINEERING	TESTING	LAND ACQUISITION	CONSTRUCTION	OTHER	TOTAL
PRIOR BDGTS					215,000	215,000
2021-2022					(72,345)	(72,345)
2022-2023						
2023-2024						
2024-2025						
2025-2026						
BEYOND 2026						
<b>TOTAL COST</b>					142,655	142,655

**PROJECT SPECIFICATIONS**

**PROJECT DESCRIPTION:**  
Replacement of existing dechlorination equipment.

**PROJECT JUSTIFICATION:**  
Bring facility back into service.

**PROJECT PRIORITY:** A

**START DATE:** 2022      **EST TIME TO COMPLETE:** 1 Year

**OPERATING BUDGET EFFECT:**  
 NONE       N/A       SEE DETAIL

**SHEET A 2021-2022/2025-2026 CAPITAL IMPROVEMENTS PROGRAM**

<b>PROJECT TITLE:</b> Marye Street Sewer	<b>PROJECT CATEGORY:</b> Wastewater
<b>PROJECT NUMBER:</b> 812101	<b>COUNCIL DISTRICT #</b> N/A
<b>DIVISION:</b> Utilities	<b>DEPARTMENT:</b> Wastewater

**PROJECT BUDGET**

**REVENUE BREAKDOWN**

REVENUE SOURCES					UTILITY FUND	TOTAL
PRIOR BDGTS					750,000	750,000
PRIOR EXP						
BUDGET C/O					750,000	750,000
2021-2022						
2022-2023						
2023-2024						
2024-2025						
2025-2026						
BEYOND 2026					750,000	750,000
<b>TOTAL COST</b>					<b>1,500,000</b>	<b>1,500,000</b>

**EXPENDITURE BREAKDOWN**

EXPENDITURE BREAKDOWN	ENGINEERING	TESTING	LAND ACQUISITION	CONSTRUCTION	OTHER	TOTAL
PRIOR BDGTS				750,000		750,000
2021-2022						
2022-2023						
2023-2024						
2024-2025						
2025-2026						
BEYOND 2026				750,000		750,000
<b>TOTAL COST</b>				<b>1,500,000</b>		<b>1,500,000</b>

**PROJECT SPECIFICATIONS**

**PROJECT DESCRIPTION:**  
Replacement of existing dechlorination equipment.

---

**PROJECT JUSTIFICATION:**  
Bring facility back into service.

---

**PROJECT PRIORITY:** A

**START DATE:** 2022      **EST TIME TO COMPLETE:** 1 Year

**OPERATING BUDGET EFFECT:**  
 NONE       X       N/A       SEE DETAIL

**SHEET A 2021-2022/2025-2026 CAPITAL IMPROVEMENTS PROGRAM**

<b>PROJECT TITLE:</b> Aerator Mooring at Treatment Plant	<b>PROJECT CATEGORY:</b> Wastewater
<b>PROJECT NUMBER:</b> 812201	<b>COUNCIL DISTRICT #</b> N/A
<b>DIVISION:</b> Utilities	<b>DEPARTMENT:</b> Wastewater

**PROJECT BUDGET**

**REVENUE BREAKDOWN**

REVENUE SOURCES					UTILITY FUND	TOTAL
PRIOR BDGTS						
PRIOR EXP						
BUDGET C/O						
2021-2022					822,500	822,500
2022-2023						
2023-2024						
2024-2025						
2025-2026						
BEYOND 2026						
<b>TOTAL COST</b>					822,500	822,500

**EXPENDITURE BREAKDOWN**

EXPENDITURE BREAKDOWN	ENGINEERING	TESTING	LAND ACQUISITION	CONSTRUCTION	OTHER	TOTAL
PRIOR BDGTS						
2021-2022					822,500	822,500
2022-2023						
2023-2024						
2024-2025						
2025-2026						
BEYOND 2026						
<b>TOTAL COST</b>					822,500	822,500

**PROJECT SPECIFICATIONS**

**PROJECT DESCRIPTION:**  
Replacement of Aerator mooring system at the Wastewater Treatment Plant.

---

**PROJECT JUSTIFICATION:**  
Existing creosote pilings used as mooring points on the aerators have severely deteriorated from exposure to the elements.

---

**PROJECT PRIORITY:** A

**START DATE:** N/A      **EST TIME TO COMPLETE:** N/A

**OPERATING BUDGET EFFECT:**  
 NONE       N/A       SEE DETAIL

**SHEET A 2021-2022/2025-2026 CAPITAL IMPROVEMENTS PROGRAM**

<b>PROJECT TITLE:</b> Treatment Plant Roadway Lighting	<b>PROJECT CATEGORY:</b> Wastewater
<b>PROJECT NUMBER:</b> 812202	<b>COUNCIL DISTRICT #</b> N/A
<b>DIVISION:</b> Utilities	<b>DEPARTMENT:</b> Wastewater

**PROJECT BUDGET**

**REVENUE BREAKDOWN**

REVENUE SOURCES					UTILITY FUND	TOTAL
PRIOR BDGTS						
PRIOR EXP						
BUDGET C/O						
2021-2022					176,250	176,250
2022-2023						
2023-2024						
2024-2025						
2025-2026						
BEYOND 2026					175,000	175,000
<b>TOTAL COST</b>					<b>351,250</b>	<b>351,250</b>

**EXPENDITURE BREAKDOWN**

EXPENDITURE BREAKDOWN	ENGINEERING	TESTING	LAND ACQUISITION	CONSTRUCTION	OTHER	TOTAL
PRIOR BDGTS						
2021-2022					176,250	176,250
2022-2023						
2023-2024						
2024-2025						
2025-2026						
BEYOND 2026					175,000	175,000
<b>TOTAL COST</b>					<b>351,250</b>	<b>351,250</b>

**PROJECT SPECIFICATIONS**

**PROJECT DESCRIPTION:**  
Replacement of roadway access lighting at the Wastewater Treatment Plant.

---

**PROJECT JUSTIFICATION:**  
Existing lighting was installed in the 1970's. Replacement will be with modern H/E lighting providing safer access around the Plant.

---

**PROJECT PRIORITY:** A

**START DATE:** N/A      **EST TIME TO COMPLETE:** N/A

**OPERATING BUDGET EFFECT:**  
 NONE       N/A       SEE DETAIL



**SHEET A 2021-2022/2025-2026 CAPITAL IMPROVEMENTS PROGRAM**

<b>PROJECT TITLE:</b> Windmere Lift Station Gravity Sewer	<b>PROJECT CATEGORY:</b> Wastewater
<b>PROJECT NUMBER:</b> N/A	<b>COUNCIL DISTRICT #</b> 5
<b>DIVISION:</b> Utilities	<b>DEPARTMENT:</b> Wastewater

**PROJECT BUDGET**

**REVENUE BREAKDOWN**

REVENUE SOURCES					UTILITY FUND	TOTAL
PRIOR BDGTS						
PRIOR EXP						
BUDGET C/O						
2021-2022						
2022-2023						
2023-2024						
2024-2025						
2025-2026						
BEYOND 2026					1,592,000	1,592,000
<b>TOTAL COST</b>					1,592,000	1,592,000

**EXPENDITURE BREAKDOWN**

EXPENDITURE BREAKDOWN	ENGINEERING	TESTING	LAND ACQUISITION	CONSTRUCTION	OTHER	TOTAL
PRIOR BDGTS						
2021-2022						
2022-2023						
2023-2024						
2024-2025						
2025-2026						
BEYOND 2026	238,000	7,000	172,000	1,175,000		1,592,000
<b>TOTAL COST</b>	238,000	7,000	172,000	1,175,000		1,592,000

**PROJECT SPECIFICATIONS**

**PROJECT DESCRIPTION:**  
Construction of a 24" Trunk Gravity Sewer to eliminate the Windmere Lift Station..

**PROJECT JUSTIFICATION:**  
This will eliminate the severely hydraulically overloaded Windmere Lift Station. Will also facilitate flows from Charles Park Lift Station in the future planned West Alexandria Treatment Plant, and eliminate non-compliance during heavy rainfall events.

**PROJECT PRIORITY:** A

**START DATE:** N/A      **EST TIME TO COMPLETE:** N/A

**OPERATING BUDGET EFFECT:**  
 NONE       N/A       SEE DETAIL

**SHEET A 2021-2022/2025-2026 CAPITAL IMPROVEMENTS PROGRAM**

<b>PROJECT TITLE:</b> Engine Replacement-Jones St Lift Station	<b>PROJECT CATEGORY:</b> Wastewater
<b>PROJECT NUMBER:</b> N/A	<b>COUNCIL DISTRICT #</b> N/A
<b>DIVISION:</b> Utilities	<b>DEPARTMENT:</b> Wastewater

**PROJECT BUDGET**

**REVENUE BREAKDOWN**

REVENUE SOURCES					UTILITY FUND	TOTAL
PRIOR BDGTS						
PRIOR EXP						
BUDGET C/O						
2021-2022						
2022-2023						
2023-2024						
2024-2025						
2025-2026						
BEYOND 2026					2,400,000	2,400,000
<b>TOTAL COST</b>					2,400,000	2,400,000

**EXPENDITURE BREAKDOWN**

EXPENDITURE BREAKDOWN	ENGINEERING	TESTING	LAND ACQUISITION	CONSTRUCTION	OTHER	TOTAL
PRIOR BDGTS						
2021-2022						
2022-2023						
2023-2024						
2024-2025						
2025-2026						
BEYOND 2026	284,000				2,116,000	2,400,000
<b>TOTAL COST</b>	284,000				2,116,000	2,400,000

**PROJECT SPECIFICATIONS**

**PROJECT DESCRIPTION:**  
Replacement of (2) 600 HP Waukesha High Water / Stand By Engines

---

**PROJECT JUSTIFICATION:**  
Existing engines were installed in the early 1970's and are becoming unreliable.

---

**PROJECT PRIORITY:** A

**START DATE:** N/A      **EST TIME TO COMPLETE:** N/A

**OPERATING BUDGET EFFECT:**  
 NONE       X       N/A       SEE DETAIL

**SHEET A 2021-2022/2025-2026 CAPITAL IMPROVEMENTS PROGRAM**

<b>PROJECT TITLE:</b> Martin Park Flood Control Stand By Power	<b>PROJECT CATEGORY:</b> Wastewater
<b>PROJECT NUMBER:</b> N/A	<b>COUNCIL DISTRICT #</b> 2
<b>DIVISION:</b> Utilities	<b>DEPARTMENT:</b> Wastewater

**PROJECT BUDGET**

**REVENUE BREAKDOWN**

REVENUE SOURCES					UTILITY FUND	TOTAL
PRIOR BDGTS						
PRIOR EXP						
BUDGET C/O						
2021-2022						
2022-2023						
2023-2024						
2024-2025						
2025-2026						
BEYOND 2026					156,000	156,000
<b>TOTAL COST</b>					156,000	156,000

**EXPENDITURE BREAKDOWN**

EXPENDITURE BREAKDOWN	ENGINEERING	TESTING	LAND ACQUISITION	CONSTRUCTION	OTHER	TOTAL
PRIOR BDGTS						
2021-2022						
2022-2023						
2023-2024						
2024-2025						
2025-2026						
BEYOND 2026	19,000	2,000		135,000		156,000
<b>TOTAL COST</b>	19,000	2,000		135,000		156,000

**PROJECT SPECIFICATIONS**

**PROJECT DESCRIPTION:**  
Installation of backup generator capable of 72 hours of continuous operation without refueling. Generator would have the capacity to run all 3 existing electric storm water pumps.

**PROJECT JUSTIFICATION:**  
Stand by power generation is needed in the event of power loss during inclement weather conditions.

**PROJECT PRIORITY:** A

**START DATE:** N/A      **EST TIME TO COMPLETE:** N/A

**OPERATING BUDGET EFFECT:**  
 NONE       N/A       SEE DETAIL

**SHEET A 2021-2022/2025-2026 CAPITAL IMPROVEMENTS PROGRAM**

<b>PROJECT TITLE:</b> Highway 28 W Sewer Improvements	<b>PROJECT CATEGORY:</b> Wastewater
<b>PROJECT NUMBER:</b> N/A	<b>COUNCIL DISTRICT #</b> 1,5
<b>DIVISION:</b> Utilities	<b>DEPARTMENT:</b> Wastewater

**PROJECT BUDGET**

**REVENUE BREAKDOWN**

REVENUE SOURCES					UTILITY FUND	TOTAL
PRIOR BDGTS						
PRIOR EXP						
BUDGET C/O						
2021-2022						
2022-2023						
2023-2024						
2024-2025						
2025-2026						
BEYOND 2026					1,570,000	1,570,000
<b>TOTAL COST</b>					1,570,000	1,570,000

**EXPENDITURE BREAKDOWN**

EXPENDITURE BREAKDOWN	ENGINEERING	TESTING	LAND ACQUISITION	CONSTRUCTION	OTHER	TOTAL
PRIOR BDGTS						
2021-2022						
2022-2023						
2023-2024						
2024-2025						
2025-2026						
BEYOND 2026	122,000	8,000	80,000	1,360,000		1,570,000
<b>TOTAL COST</b>	122,000	8,000	80,000	1,360,000		1,570,000

**PROJECT SPECIFICATIONS**

**PROJECT DESCRIPTION:**  
Construction of 8", 12", and 15" gravity sewer mains, as Package 8 of the multi-phased Highway 28 West Sewer Project.

**PROJECT JUSTIFICATION:**  
Abandonment of lift stations along Highway 28 West will decrease O & M costs. Stations to be abandon include: Links Lift Station, John Eskew, West Wind and Louisiana Special Education Center.

**PROJECT PRIORITY:** A

**START DATE:** N/A      **EST TIME TO COMPLETE:** N/A

**OPERATING BUDGET EFFECT:**  
 NONE       N/A       SEE DETAIL

**SHEET A 2021-2022/2025-2026 CAPITAL IMPROVEMENTS PROGRAM**

<b>PROJECT TITLE:</b> Main Lift Stations Renovation	<b>PROJECT CATEGORY:</b> Wastewater
<b>PROJECT NUMBER:</b> N/A	<b>COUNCIL DISTRICT #</b> 2 & 3
<b>DIVISION:</b> Utilities	<b>DEPARTMENT:</b> Wastewater

**PROJECT BUDGET**

**REVENUE BREAKDOWN**

REVENUE SOURCES					UTILITY FUND	TOTAL
PRIOR BDGTS						
PRIOR EXP						
BUDGET C/O						
2021-2022						
2022-2023						
2023-2024						
2024-2025						
2025-2026						
BEYOND 2026					4,148,000	4,148,000
<b>TOTAL COST</b>					4,148,000	4,148,000

**EXPENDITURE BREAKDOWN**

EXPENDITURE BREAKDOWN	ENGINEERING	TESTING	LAND ACQUISITION	CONSTRUCTION	OTHER	TOTAL
PRIOR BDGTS						
2021-2022						
2022-2023						
2023-2024						
2024-2025						
2025-2026						
BEYOND 2026	518,000	15,000		3,615,000		4,148,000
<b>TOTAL COST</b>	518,000	15,000		3,615,000		4,148,000

**PROJECT SPECIFICATIONS**

**PROJECT DESCRIPTION:**  
Major renovations to Masonic Drive, Casson Street, and Upper Third Lift Stations. These are 3 of the 5 major lift stations that move wastewater through the Collection System to the Treatment Plant.

**PROJECT JUSTIFICATION:**  
These stations were constructed in the 1970's and have exceeded their useful design life. Renovations and capacity upgrades are needed to accommodate current and future flows.

**PROJECT PRIORITY:** A

**START DATE:** N/A      **EST TIME TO COMPLETE:** N/A

**OPERATING BUDGET EFFECT:**  
 NONE       N/A       SEE DETAIL

**SHEET A 2021-2022/2025-2026 CAPITAL IMPROVEMENTS PROGRAM**

<b>PROJECT TITLE:</b> W Sandy Bayou Flood Control Stand By	<b>PROJECT CATEGORY:</b> Wastewater
<b>PROJECT NUMBER:</b> N/A	<b>COUNCIL DISTRICT #</b> 3
<b>DIVISION:</b> Utilities	<b>DEPARTMENT:</b> Wastewater

**PROJECT BUDGET**

**REVENUE BREAKDOWN**

REVENUE SOURCES					UTILITY FUND	TOTAL
PRIOR BDGTS						
PRIOR EXP						
BUDGET C/D						
2021-2022						
2022-2023						
2023-2024						
2024-2025						
2025-2026						
BEYOND 2026					546,000	546,000
<b>TOTAL COST</b>					546,000	546,000

**EXPENDITURE BREAKDOWN**

EXPENDITURE BREAKDOWN	ENGINEERING	TESTING	LAND ACQUISITION	CONSTRUCTION	OTHER	TOTAL
PRIOR BDGTS						
2021-2022						
2022-2023						
2023-2024						
2024-2025						
2025-2026						
BEYOND 2026	68,000	7,000		471,000		546,000
<b>TOTAL COST</b>	68,000	7,000		471,000		546,000

**PROJECT SPECIFICATIONS**

**PROJECT DESCRIPTION:**  
Installations of 5 backup generators capable of 72 hours continuous operation without refueling.

**PROJECT JUSTIFICATION:**  
Stand by power is needed in the event of power loss during inclement weather conditions. This will prevent widespread flooding of the service area during an unexpected power outage.

**PROJECT PRIORITY:** A  
**START DATE:** N/A      **EST TIME TO COMPLETE:** N/A  
**OPERATING BUDGET EFFECT:**  
 NONE       N/A       SEE DETAIL

**SHEET A 2021-2022/2025-2026 CAPITAL IMPROVEMENTS PROGRAM**

<b>PROJECT TITLE:</b> Downtown Sewer Line Rehab	<b>PROJECT CATEGORY:</b> Wastewater
<b>PROJECT NUMBER:</b> N/A	<b>COUNCIL DISTRICT #</b> 3
<b>DIVISION:</b> Utilities	<b>DEPARTMENT:</b> Wastewater

**PROJECT BUDGET**

**REVENUE BREAKDOWN**

REVENUE SOURCES					UTILITY FUND	TOTAL
PRIOR BDGTS						
PRIOR EXP						
BUDGET C/O						
2021-2022						
2022-2023						
2023-2024						
2024-2025						
2025-2026						
BEYOND 2026					6,000,000	6,000,000
<b>TOTAL COST</b>					6,000,000	6,000,000

**EXPENDITURE BREAKDOWN**

EXPENDITURE BREAKDOWN	ENGINEERING	TESTING	LAND ACQUISITION	CONSTRUCTION	OTHER	TOTAL
PRIOR BDGTS						
2021-2022						
2022-2023						
2023-2024						
2024-2025						
2025-2026						
BEYOND 2026					6,000,000	6,000,000
<b>TOTAL COST</b>					6,000,000	6,000,000

**PROJECT SPECIFICATIONS**

**PROJECT DESCRIPTION:**  
Rehabilitation and replacement of existing downtown sewer mains.

**PROJECT JUSTIFICATION:**  
Existing lines were constructed in the late 1800's and early 1900's. Along with being aged, some mains are undersized for the current capacity they carry.

**PROJECT PRIORITY:** A

**START DATE:** N/A      **EST TIME TO COMPLETE:** N/A

**OPERATING BUDGET EFFECT:**  
 NONE       X       N/A       SEE DETAIL

**SHEET A 2021-2022/2025-2026 CAPITAL IMPROVEMENTS PROGRAM**

<b>PROJECT TITLE:</b> West Alexandria Treatment Plant	<b>PROJECT CATEGORY:</b> Wastewater
<b>PROJECT NUMBER:</b> N/A	<b>COUNCIL DISTRICT #</b> N/A
<b>DIVISION:</b> Utilities	<b>DEPARTMENT:</b> Wastewater

**PROJECT BUDGET**

**REVENUE BREAKDOWN**

REVENUE SOURCES					UTILITY FUND	TOTAL
PRIOR BDGTS						
PRIOR EXP						
BUDGET C/O						
2021-2022						
2022-2023						
2023-2024						
2024-2025						
2025-2026						
BEYOND 2026					57,910,000	57,910,000
<b>TOTAL COST</b>					57,910,000	57,910,000

**EXPENDITURE BREAKDOWN**

EXPENDITURE BREAKDOWN	ENGINEERING	TESTING	LAND ACQUISITION	CONSTRUCTION	OTHER	TOTAL
PRIOR BDGTS						
2021-2022						
2022-2023						
2023-2024						
2024-2025						
2025-2026						
BEYOND 2026					57,910,000	57,910,000
<b>TOTAL COST</b>					57,910,000	57,910,000

**PROJECT SPECIFICATIONS**

**PROJECT DESCRIPTION:**  
Construction of a new Wastewater Treatment Plant to serve west Alexandria.

**PROJECT JUSTIFICATION:**  
A new plant is needed due to the growth of the City in a westward direction.

**PROJECT PRIORITY:** A

**START DATE:** N/A      **EST TIME TO COMPLETE:** N/A

**OPERATING BUDGET EFFECT:**  
 NONE       X       N/A       SEE DETAIL

**SHEET A 2021-2022/2025-2026 CAPITAL IMPROVEMENTS PROGRAM**

<b>PROJECT TITLE:</b> Perimeter Fence Treatment Plant	<b>PROJECT CATEGORY:</b> Wastewater
<b>PROJECT NUMBER:</b> N/A	<b>COUNCIL DISTRICT #</b> N/A
<b>DIVISION:</b> Utilities	<b>DEPARTMENT:</b> Wastewater

**PROJECT BUDGET**

**REVENUE BREAKDOWN**

REVENUE SOURCES					UTILITY FUND	TOTAL
PRIOR BDGTS						
PRIOR EXP						
BUDGET C/O						
2021-2022						
2022-2023						
2023-2024						
2024-2025						
2025-2026						
BEYOND 2026					356,000	356,000
<b>TOTAL COST</b>					356,000	356,000

**EXPENDITURE BREAKDOWN**

EXPENDITURE BREAKDOWN	ENGINEERING	TESTING	LAND ACQUISITION	CONSTRUCTION	OTHER	TOTAL
PRIOR BDGTS						
2021-2022						
2022-2023						
2023-2024						
2024-2025						
2025-2026						
BEYOND 2026	48,975	1,750			305,275	356,000
<b>TOTAL COST</b>	48,975	1,750			305,275	356,000

**PROJECT SPECIFICATIONS**

**PROJECT DESCRIPTION:**  
Replace existing perimeter fence.

---

**PROJECT JUSTIFICATION:**  
Existing fence is badly deteriorated and damaged by trees and undergrowth.

---

**PROJECT PRIORITY:** A

**START DATE:** N/A      **EST TIME TO COMPLETE:** N/A

**OPERATING BUDGET EFFECT:**  
 NONE       X       N/A       SEE DETAIL

**SHEET A 2021-2022/2025-2026 CAPITAL IMPROVEMENTS PROGRAM**

<b>PROJECT TITLE:</b> Treatment Plant Drainage	<b>PROJECT CATEGORY:</b> Wastewater
<b>PROJECT NUMBER:</b> N/A	<b>COUNCIL DISTRICT #</b> N/A
<b>DIVISION:</b> Utilities	<b>DEPARTMENT:</b> Wastewater

**PROJECT BUDGET**

**REVENUE BREAKDOWN**

REVENUE SOURCES					UTILITY FUND	TOTAL
PRIOR BDGTS						
PRIOR EXP						
BUDGET C/O						
2021-2022						
2022-2023						
2023-2024						
2024-2025						
2025-2026						
BEYOND 2026					465,000	465,000
<b>TOTAL COST</b>					465,000	465,000

**EXPENDITURE BREAKDOWN**

EXPENDITURE BREAKDOWN	ENGINEERING	TESTING	LAND ACQUISITION	CONSTRUCTION	OTHER	TOTAL
PRIOR BDGTS						
2021-2022						
2022-2023						
2023-2024						
2024-2025						
2025-2026						
BEYOND 2026	65,000			400,000		465,000
<b>TOTAL COST</b>	65,000			400,000		465,000

**PROJECT SPECIFICATIONS**

**PROJECT DESCRIPTION:**  
Replacement of 54" existing drain under Kansas City Southern Railroad at the Treatment Plant.

**PROJECT JUSTIFICATION:**  
Existing drainage under railroad is inadequate. With proposed storm water regulation at the Wastewater Treatment Plant, this project is needed to move stormwater through the Plant.

**PROJECT PRIORITY:** A  
**START DATE:** N/A      **EST TIME TO COMPLETE:** N/A  
**OPERATING BUDGET EFFECT:**  
 NONE       X       N/A       SEE DETAIL

**SHEET A 2021-2022/2025-2026 CAPITAL IMPROVEMENTS PROGRAM**

<b>PROJECT TITLE:</b> Calvert Street Lift Station & Gravity Sewer	<b>PROJECT CATEGORY:</b> Wastewater
<b>PROJECT NUMBER:</b> N/A	<b>COUNCIL DISTRICT #</b> 1,5
<b>DIVISION:</b> Utilities	<b>DEPARTMENT:</b> Wastewater

**PROJECT BUDGET**

**REVENUE BREAKDOWN**

REVENUE SOURCES					UTILITY FUND	TOTAL
PRIOR BDGTS						
PRIOR EXP						
BUDGET C/O						
2021-2022						
2022-2023						
2023-2024						
2024-2025						
2025-2026						
BEYOND 2026					6,600,000	6,600,000
<b>TOTAL COST</b>					6,600,000	6,600,000

**EXPENDITURE BREAKDOWN**

EXPENDITURE BREAKDOWN	ENGINEERING	TESTING	LAND ACQUISITION	CONSTRUCTION	OTHER	TOTAL
PRIOR BDGTS						
2021-2022						
2022-2023						
2023-2024						
2024-2025						
2025-2026						
BEYOND 2026	680,000	9,500		5,910,500		6,600,000
<b>TOTAL COST</b>	680,000	9,500		5,910,500		6,600,000

**PROJECT SPECIFICATIONS**

**PROJECT DESCRIPTION:**  
Construction of a new lift station at Calvert Street and a 15" Gravity Sewer Main along Coliseum Boulevard to Heyman Lane.

**PROJECT JUSTIFICATION:**  
This is a phase of the West Alexandria Wastewater Treatment Plant. It will eliminate 5 existing lift stations along Coliseum Boulevard and provide gravity sewer service to Calvert Street.

**PROJECT PRIORITY:** A

**START DATE:** N/A      **EST TIME TO COMPLETE:** N/A

**OPERATING BUDGET EFFECT:**  
 NONE       X       N/A       SEE DETAIL

2021-2022 CAPITAL IMPROVEMENT BUDGET

\*\*\*\*\*This Page Intentionally Left Blank\*\*\*\*\*

2021-2022/2025-2026 CAPITAL IMPROVEMENTS BUDGET

TABLE OF CONTENTS

OTHER

			PAGE
860701	Telephone Network Upgrade	.....	218
860702	GIS System/GPS Equipment	.....	219
861802	Council Chambers Broadcast Upgrade	.....	220
*	Utility Division Central Office	.....	221

2021-2022

**COMBINED CAPITAL PROJECTS  
SOURCES OF FUNDING SUMMARY**

**OTHER**

PROJECT IDENTIFICATION	SALES TAXES	AD VAL TAX- 14	AD VAL TAX- 18	FEDERAL FUNDS	STATE FUNDS	UTILITY FUND	OTHER	TOTALS
Telephone Network Upgrade						130,000		130,000
GIS System/GPS Equipment						94,186		94,186
<b>Total Other</b>	0	0	0	0	0	224,186	0	224,186
<b>Total Utility Capital</b>	0	0	0	0	0	5,652,000	0	5,652,000

2021-2022

ENTERPRISE CAPITAL PROJECTS  
FIVE YEAR CAPITAL PLAN

OTHER

PROJ #	PROJECT IDENTIFICATION	BUDGET C/O	FISCAL YEAR					TOTAL 5 YEAR	BEYOND 2026	TOTAL COST
			21-22	22-23	23-24	24-25	25-26			
860701	Telephone Network Upgrade	118,513	130,000					130,000		248,513
860702	GIS System/GPS Equipment	314,235	94,186	100,000	100,000	100,000	100,000	494,186		808,421
861802	Council Chambers Broadcast Upgrade	8,655						0		8,655
*	Utility Division Central Office	0						0	625,000	625,000
<b>Total Other</b>		<b>441,403</b>	<b>224,186</b>	<b>100,000</b>	<b>100,000</b>	<b>100,000</b>	<b>100,000</b>	<b>624,186</b>	<b>625,000</b>	<b>1,690,589</b>
<b>TOTAL UTILITY CAPITAL</b>		<b>18,527,017</b>	<b>5,652,000</b>	<b>6,050,000</b>	<b>6,820,000</b>	<b>6,000,000</b>	<b>2,300,000</b>	<b>26,822,000</b>	<b>115,325,500</b>	<b>180,674,517</b>

- \* Project Number to be Assigned
- ⊕ New or Revised Projects
- ⊖ Projects to be closed

**SHEET A 2021-2022/2025-2026 CAPITAL IMPROVEMENTS PROGRAM**

<b>PROJECT TITLE:</b> Telephone Network Upgrade	<b>PROJECT CATEGORY:</b> Other
<b>PROJECT NUMBER:</b> 860701	<b>COUNCIL DISTRICT #</b> N/A
<b>DIVISION:</b> Finance	<b>DEPARTMENT:</b> Various

**PROJECT BUDGET**

**REVENUE BREAKDOWN**

REVENUE SOURCES					UTILITY FUND	TOTAL
PRIOR BDGTS					3,422,410	3,422,410
PRIOR EXP					3,303,897	3,303,897
BUDGET C/O					118,513	118,513
2021-2022					130,000	130,000
2022-2023						
2023-2024						
2024-2025						
2025-2026						
BEYOND 2026						
<b>TOTAL COST</b>					<b>3,552,410</b>	<b>3,552,410</b>

**EXPENDITURE BREAKDOWN**

EXPENDITURE BREAKDOWN	ENGINEERING	TESTING	LAND ACQUISITION	CONSTRUCTION	OTHER	TOTAL
PRIOR BDGTS					3,422,410	3,422,410
2021-2022					130,000	130,000
2022-2023						
2023-2024						
2024-2025						
2025-2026						
BEYOND 2026						
<b>TOTAL COST</b>					<b>3,552,410</b>	<b>3,552,410</b>

**PROJECT SPECIFICATIONS**

**PROJECT DESCRIPTION:**  
Upgrade existing telephone network to be self reliant. Will allow phone communications between all city facilities to continue without interruption in service from Bell South is lost.

**PROJECT JUSTIFICATION:**  
Eliminate dependence on Bell South and problems with old phone lines that Bell South refuses to replace. Creates redundancy where a single point of failure will not effect telephone network. All sites will be capable of running on their own without being connected to City Hall. No limitations on voice calls between facilities. All facilities would have features that the central switch has. All future upgrades can be done at once instead of at each different facility. Upgrades can be done without shutting down the telephone network.

**PROJECT PRIORITY:** A

**START DATE:** Ongoing      **EST TIME TO COMPLETE:** As Needed

**OPERATING BUDGET EFFECT:**  
 NONE       X       N/A       SEE DETAIL

**SHEET A 2021-2022/2025-2026 CAPITAL IMPROVEMENTS PROGRAM**

<b>PROJECT TITLE:</b> GIS System/GPS Equipment	<b>PROJECT CATEGORY:</b> Other
<b>PROJECT NUMBER:</b> 860702	<b>COUNCIL DISTRICT #</b> N/A
<b>DIVISION:</b> Utilities	<b>DEPARTMENT:</b> Various

**PROJECT BUDGET**

**REVENUE BREAKDOWN**

REVENUE SOURCES					UTILITY FUND	TOTAL
PRIOR BDGTS					1,790,500	1,790,500
PRIOR EXP					1,476,265	1,476,265
BUDGET C/O					314,235	314,235
2021-2022					94,186	94,186
2022-2023					100,000	100,000
2023-2024					100,000	100,000
2024-2025					100,000	100,000
2025-2026					100,000	100,000
BEYOND 2026						
<b>TOTAL COST</b>					<b>2,284,686</b>	<b>2,284,686</b>

**EXPENDITURE BREAKDOWN**

EXPENDITURE BREAKDOWN	ENGINEERING	TESTING	LAND ACQUISITION	CONSTRUCTION	OTHER	TOTAL
PRIOR BDGTS					1,790,500	1,790,500
2021-2022					94,186	94,186
2022-2023					100,000	100,000
2023-2024					100,000	100,000
2024-2025					100,000	100,000
2025-2026					100,000	100,000
BEYOND 2026						
<b>TOTAL COST</b>					<b>2,284,686</b>	<b>2,284,686</b>

**PROJECT SPECIFICATIONS**

**PROJECT DESCRIPTION:**  
Create a GIS system for city wide usage.

**PROJECT JUSTIFICATION:**  
City is currently without GIS service. This project will enhance operations in Electric, Water, Gas, Wastewater, Engineering, Finance, Streets, Traffic, Building Inspection, Police and Fire by identifying each 911 address, existing utilities, streets, and drainage structures.

**PROJECT PRIORITY:** A

**START DATE:** Ongoing      **EST TIME TO COMPLETE:** As Needed

**OPERATING BUDGET EFFECT:**  
 NONE       X       N/A       SEE DETAIL

**SHEET A 2021-2022/2025-2026 CAPITAL IMPROVEMENTS PROGRAM**

<b>PROJECT TITLE:</b> Council Chambers Broadcast Upgrade	<b>PROJECT CATEGORY:</b> Other
<b>PROJECT NUMBER:</b> 861802	<b>COUNCIL DISTRICT #</b> N/A
<b>DIVISION:</b> Finance	<b>DEPARTMENT:</b> Various

**PROJECT BUDGET**

**REVENUE BREAKDOWN**

REVENUE SOURCES					UTILITY FUND	TOTAL
PRIOR BDGTS					125,000	125,000
PRIOR EXP					116,345	116,345
BUDGET C/O					8,655	8,655
2021-2022						
2022-2023						
2023-2024						
2024-2025						
2025-2026						
BEYOND 2026						
<b>TOTAL COST</b>					125,000	125,000

**EXPENDITURE BREAKDOWN**

EXPENDITURE BREAKDOWN	ENGINEERING	TESTING	LAND ACQUISITION	CONSTRUCTION	OTHER	TOTAL
PRIOR BDGTS					125,000	125,000
2021-2022						
2022-2023						
2023-2024						
2024-2025						
2025-2026						
BEYOND 2026						
<b>TOTAL COST</b>					125,000	125,000

**PROJECT SPECIFICATIONS**

**PROJECT DESCRIPTION:**  
Replace City Council Chambers video broadcasting system.

**PROJECT JUSTIFICATION:**  
Existing system is due for replacement. Video servers and disk storage have required maintenance or replacement multiple times recently. Cameras are over 15 years old and nearing end of useful life.

**PROJECT PRIORITY:** A

**START DATE:** 2022      **EST TIME TO COMPLETE:** 1 Year

**OPERATING BUDGET EFFECT:**  
 NONE       X       N/A       SEE DETAIL

**SHEET A 2021-2022/2025-2026 CAPITAL IMPROVEMENTS PROGRAM**

<b>PROJECT TITLE:</b> Utility Division Central Office	<b>PROJECT CATEGORY:</b> Other
<b>PROJECT NUMBER:</b> N/A	<b>COUNCIL DISTRICT #</b> N/A
<b>DIVISION:</b> Utilities	<b>DEPARTMENT:</b> Various

**PROJECT BUDGET**

**REVENUE BREAKDOWN**

REVENUE SOURCES					UTILITY FUND	TOTAL
PRIOR BDGTS						
PRIOR EXP						
BUDGET C/O						
2021-2022						
2022-2023						
2023-2024						
2024-2025						
2025-2026						
BEYOND 2026					625,000	625,000
<b>TOTAL COST</b>					625,000	625,000

**EXPENDITURE BREAKDOWN**

EXPENDITURE BREAKDOWN	ENGINEERING	TESTING	LAND ACQUISITION	CONSTRUCTION	OTHER	TOTAL
PRIOR BDGTS						
2021-2022						
2022-2023						
2023-2024						
2024-2025						
2025-2026						
BEYOND 2026	75,000			550,000		625,000
<b>TOTAL COST</b>	75,000			550,000		625,000

**PROJECT SPECIFICATIONS**

**PROJECT DESCRIPTION:**  
Construction of dedicated office for Utility Division Management and support staff.

---

**PROJECT JUSTIFICATION:**  
Placement of management and staff at a single location.

---

**PROJECT PRIORITY:** A

**START DATE:** N/A      **EST TIME TO COMPLETE:** N/A

**OPERATING BUDGET EFFECT:**  
 NONE       N/A       SEE DETAIL

2021-2022 CAPITAL IMPROVEMENT BUDGET

\*\*\*\*\*This Page Intentionally Left Blank\*\*\*\*\*

2021-2022/2025-2026 CAPITAL IMPROVEMENTS BUDGET

TABLE OF CONTENTS

MUNICIPAL TRANSIT

			PAGE
709702	Support Equipment	.....	226
709706	Surveillance Equipment	.....	227
709709	ADA Vans	.....	228
709710	Replace Support Vehicles	.....	229
709711	Misc Shop Equipment	.....	230
709712	Buses	.....	231
709721	Copier	.....	232
709722	Terminal Improvements	.....	233
709723	Radio Upgrades	.....	234

2021-2022

COMBINED CAPITAL PROJECTS  
SOURCES OF FUNDING SUMMARY

MUNICIPAL TRANSIT SYSTEM

PROJECT IDENTIFICATION	SALES TAXES	AD VAL TAX- 14	AD VAL TAX- 18	FEDERAL FUNDS	STATE FUNDS	UTILITY FUND	OTHER	TOTALS
ADA Vans	37,500			212,500				250,000
Misc Shop Equipment	2,000			8,000				10,000
<hr/>								
Total Transit Capital	39,500	0	0	220,500	0	0	0	260,000
<hr/>								

CITY OF ALEXANDRIA

**ENTERPRISE CAPITAL PROJECTS  
FIVE YEAR CAPITAL PLAN**

**MUNICIPAL TRANSIT**

PROJ #	PROJECT IDENTIFICATION	BUDGET C/O	FISCAL YEAR					TOTAL 5 YEAR	BEYOND 2025	TOTAL COST
			20-21	21-22	22-23	23-24	24-25			
709702	Support Equipment	21,555						0		21,555
709706	Surveillance Equipment	20,071						0		20,071
709709	ADA Vans	40,190	250,000					250,000	250,000	540,190
709710	Replace Support Vehicles	35,000						0		35,000
709711	Misc Shop Equipment	8,097	10,000					10,000		18,097
709712	Buses	1,758,465						0	1,000,000	2,758,465
709721	Copier	145						0		145
709722	Terminal Improvements	(5,227)						0		(5,227)
709723	Radio Upgrades	48,007						0		48,007
<b>TOTAL TRANSIT</b>		1,926,303	250,000	0	0	0	0	250,000	1,250,000	3,414,745

\* Project Number to be Assigned  
 @ New or Revised Projects  
 Projects to be closed



**SHEET A 2021-2022/2025-2026 CAPITAL IMPROVEMENTS PROGRAM**

<b>PROJECT TITLE:</b> Surveillance Equipment	<b>PROJECT CATEGORY:</b> Municipal Transit
<b>PROJECT NUMBER:</b> 709706	<b>COUNCIL DISTRICT #</b> N/A
<b>DIVISION:</b> Public Works	<b>DEPARTMENT:</b> Municipal Transit

**PROJECT BUDGET**

**REVENUE BREAKDOWN**

REVENUE SOURCES				SALES TAX	FEDERAL FUNDS	TOTAL
PRIOR BDGTS				6,000	24,000	30,000
PRIOR EXP				1,986	7,943	9,929
BUDGET C/O				4,014	16,057	20,071
2021-2022						
2022-2023						
2023-2024						
2024-2025						
2025-2026						
BEYOND 2026						
<b>TOTAL COST</b>				6,000	24,000	30,000

**EXPENDITURE BREAKDOWN**

EXPENDITURE BREAKDOWN	ENGINEERING	TESTING	LAND ACQUISITION	CONSTRUCTION	OTHER	TOTAL
PRIOR BDGTS					30,000	30,000
2021-2022						
2022-2023						
2023-2024						
2024-2025						
2025-2026						
BEYOND 2026						
<b>TOTAL COST</b>					30,000	30,000

**PROJECT SPECIFICATIONS**

**PROJECT DESCRIPTION:**  
Surveillance equipment and other miscellaneous equipment used for surveillance.

---

**PROJECT JUSTIFICATION:**  
Equipment used to monitor the increased number of traffic accidents, theft, incidents, employee compensation claims, and gang-related fights and disturbances.

---

**PROJECT PRIORITY:** A

**START DATE:** N/A      **EST TIME TO COMPLETE:** N/A

**OPERATING BUDGET EFFECT:**  
 NONE       N/A       SEE DETAIL

**SHEET A 2021-2022/2025-2026 CAPITAL IMPROVEMENTS PROGRAM**

<b>PROJECT TITLE:</b> ADA Vans	<b>PROJECT CATEGORY:</b> Municipal Transit
<b>PROJECT NUMBER:</b> 709709	<b>COUNCIL DISTRICT #</b> N/A
<b>DIVISION:</b> Public Works	<b>DEPARTMENT:</b> Municipal Trar

**PROJECT BUDGET**

**REVENUE BREAKDOWN**

REVENUE SOURCES				SALES TAX	FEDERAL FUNDS	TOTAL
PRIOR BDGTS				39,000	221,000	260,000
PRIOR EXP				32,971	186,839	219,810
BUDGET C/O				8,029	34,161	40,190
2021-2022				37,500	212,500	250,000
2022-2023						
2023-2024						
2024-2025						
2025-2026						
BEYOND 2026				37,500	212,500	250,000
<b>TOTAL COST</b>				114,000	646,000	760,000

**EXPENDITURE BREAKDOWN**

EXPENDITURE BREAKDOWN	ENGINEERING	TESTING	LAND ACQUISITION	CONSTRUCTION	OTHER	TOTAL
PRIOR BDGTS					260,000	260,000
2021-2022					250,000	250,000
2022-2023						
2023-2024						
2024-2025						
2025-2026						
BEYOND 2026					250,000	250,000
<b>TOTAL COST</b>					760,000	760,000

**PROJECT SPECIFICATIONS**

**PROJECT DESCRIPTION:**  
 The ADA (American's With Disabilities Act) of 1990 requires the City of Alexandria to provide the same level of service to those with disabilities as it provides to other citizens. If the City remains in this business then we must purchase vans to meet the growing demand of the disabled population. If the City contracts the service out to a private provider then we require only the purchase on one van in FY 96 for the elderly half-fare program. This van will replace the van that is seven years old and eligible for surplus under Federal guidelines.

**PROJECT JUSTIFICATION:**  
 Compliance with ADA as mandated by Federal law.

**PROJECT PRIORITY:** A

**START DATE:** N/A      **EST TIME TO COMPLETE:** N/A

**OPERATING BUDGET EFFECT:**  
 NONE      N/A      SEE DETAIL













2021-2022

**GENERAL CAPITAL PROJECTS  
FIVE YEAR CAPITAL PLAN**

**PUBLIC ENTERPRISE**

PROJ #	PROJECT IDENTIFICATION	BUDGET C/O	FISCAL YEAR					TOTAL 5 YEAR	BEYOND 2026	TOTAL COST
			21-22	22-23	23-24	24-25	25-26			
059401	Reserve for Relocation Projects	279,838	100,000	100,000	100,000	100,000	100,000	500,000		779,838
050301	City Hall Renovation	9,596,005						0	4,000,000	9,596,005
860301	Information Upgrades	486,859	487,000					487,000		983,859
050710	AUMP Lower Third	270,489						0		270,489
050801	Building Improvements	402,434	150,000					150,000		552,434
050802	Roof Replacement	126,222	150,000					150,000		276,222
050812	Brownsfields Grant	300,000						0		300,000
051103	Red River Imp Venture	2,334,612						0		2,334,612
051104	Port of Alexandria Rail Spur Imp	57,224						0		57,224
051201	Port of Alex/Ruston Foundry	131,736						0		131,736
051302	Riverfront Center Improvements	26,098						0		26,098
051401	Energy Renovations	222,810						0		222,810
051502	Riverfront Improvements	463,267						0		463,267
051601	Convention Hall Improvements	81,592						0		81,592
051702	Security Improvements	48,425	30,000	30,000	30,000	30,000	30,000	150,000		198,425
051704	Public Safety Datacenter Renovation	21,297						0		21,297
051801	Riverfront Center Waterproofing/Roofr	801,778						0		801,778
052201	Transfer Station/Landfill	0	3,000,000					3,000,000		3,000,000
<b>Total Public Enterprise</b>		<b>11,650,586</b>	<b>3,927,000</b>	<b>130,000</b>	<b>130,000</b>	<b>130,000</b>	<b>130,000</b>	<b>4,447,000</b>	<b>4,000,000</b>	<b>20,097,586</b>

- \* Project Number to be Assigned
- Ⓢ New or Revised Projects
- Projects to be closed

2021-2022

**GENERAL CAPITAL PROJECTS  
FIVE YEAR CAPITAL PLAN**

**DRAINAGE**

PROJ #	PROJECT IDENTIFICATION	BUDGET C/O	FISCAL YEAR					TOTAL 5 YEAR	BEYOND 2026	TOTAL COST
			21-22	22-23	23-24	24-25	25-26			
250211	Acquation-ROW/Servitudes	256,665						0		256,665
250421	Residential Ditch Closure	847,684	375,000	375,000	375,000	375,000	375,000	1,875,000		2,722,684
250512	Pump Station Repairs	129,852						0		129,852
251003	Red River Levee Certification	80,284						0		80,284
251105	Martin Park/Inview Terrace St & Drng	1,091,283						0		1,091,283
251701	Woodale Outfall/ Railrd Ave Ph 4	86,443						0		86,443
251801	Mail Ditch Improvements	578,626	250,000					250,000		828,626
251802	Hwy 28 West Drainage Canal	913,304	300,000					300,000		1,213,304
252101	Martin Park Outfall Improvements	200,000	315,000					315,000		515,000
252201	Acadian Village Drainage		300,000					300,000		300,000
252202	Deerfield Flood Protection		350,000					350,000		350,000
252203	Willow Glen Drainage		350,000					350,000		350,000
<b>Total Drainage</b>		<b>4,184,151</b>	<b>2,240,000</b>	<b>375,000</b>	<b>375,000</b>	<b>375,000</b>	<b>375,000</b>	<b>3,740,000</b>	<b>0</b>	<b>7,024,151</b>

- \* Project Number to be Assigned
- ⊕ New or Revised Projects
- Projects to be closed

2021-2022

GENERAL CAPITAL PROJECTS  
FIVE YEAR CAPITAL PLAN

STREETS

PROJ #	PROJECT IDENTIFICATION	BUDGET C/O	FISCAL YEAR					TOTAL 5 YEAR	BEYOND 2026	TOTAL COST
			21-22	22-23	23-24	24-25	25-26			
268823	Street, Drainage, Sidewalk Repairs	954,932	250,000	500,000	500,000	500,000	500,000	2,250,000		3,204,932
269007	Sugarhouse Road - Phase 1	9,059,893						0	3,500,000	12,559,893
269801	Jackson St at Horseshoe Drive	758,116						0		758,116
260507	Aerial Photography	92,134	15,000	15,000	15,000	15,000	15,000	75,000		167,134
280604	North Mall-North to Sterks	262,992						0	3,000,000	3,262,992
260608	Land Acquisitions	175,559	50,000	50,000		50,000		150,000		325,559
261002	Traffic Signals Renovations	219,404	25,000	25,000	25,000	25,000	25,000	125,000		344,404
261203	Masonic Corridor Ph 2	1,485,397						0		1,485,397
261302	Directional Signage & Striping	350,951	100,000	100,000	100,000	100,000	100,000	500,000		850,951
261603	Industrial Park Road Reconstruction	720,400						0		720,400
261702	Horseshoe Drive Improvements	332,708						0		332,708
261801	N. 16th Street Bridge Replacement	1,471,175						0		1,471,175
262001	England Drive Sidewalks	262,500						0		262,500
262002	Third Street/Rapides Ave Reconstruct	130,383						0		130,383
262003	Zoo Parking Lot Resurfacing	7,195						0		7,195
262004	Street Surface Assessment	802			25,000			25,000		25,802
<b>Total Streets</b>		<b>16,284,339</b>	<b>440,000</b>	<b>690,000</b>	<b>665,000</b>	<b>690,000</b>	<b>640,000</b>	<b>3,125,000</b>	<b>6,500,000</b>	<b>25,909,339</b>

- \* Project Number to be Assigned
- Ⓜ New or Revised Projects
- Projects to be closed

2021-2022

**GENERAL CAPITAL PROJECTS  
FIVE YEAR CAPITAL PLAN**

**POLICE**

PROJ #	PROJECT IDENTIFICATION	BUDGET C/O	FISCAL YEAR					TOTAL 5 YEAR	BEYOND 2026	TOTAL COST
			21-22	22-23	23-24	24-25	25-26			
501401	Pistol Range Improvements	104,713						0		104,713
502101	Public Safety Training Impr	150,000						0		150,000
<b>Total Police:</b>		254,713	0	0	0	0	0	0	0	254,713

- \* Project Number to be Assigned
- Ⓢ New or Revised Projects
- Ⓣ Projects to be closed



2021-2022

**GENERAL CAPITAL PROJECTS  
FIVE YEAR CAPITAL PLAN**

**PARKS AND RECREATION**

PROJ #	PROJECT IDENTIFICATION	BUDGET C/O	FISCAL YEAR					TOTAL 5 YEAR	BEYOND 2026	TOTAL COST
			21-22	22-23	23-24	24-25	25-26			
442901	Recreational Park Improvements	811,219						0		811,219
441801	Civil Rights Monument	498,200						0		498,200
441802	Links on the Bayou Improvements	322,692						0		322,692
441803	Bringham Park Renovation	94,800						0		94,800
441804	Tennis Court Additions	211,672						0		211,672
442001	Reconstruct Johnny Downs Complex	5,118,590	1,700,000					1,700,000		6,818,590
<b>Total Park/Recreation</b>		7,057,173	1,700,000	0	0	0	0	1,700,000	0	8,757,173

- \* Project Number to be Assigned
- ⊖ New or Revised Projects
- Projects to be closed

2021-2022

**GENERAL CAPITAL PROJECTS  
FIVE YEAR CAPITAL PLAN**

**ZOOLOGICAL PARK**

PROJ #	PROJECT IDENTIFICATION	BUDGET C/O	FISCAL YEAR					TOTAL 5 YEAR	BEYOND 2026	TOTAL COST
			21-22	22-23	23-24	24-25	25-26			
431401	AV System	7,827						0		7,827
431501	Zoo Improvements	494,606						0		494,606
431601	Tiger Building Replacement	650,000						0		650,000
431603	Zoo Master Plan/Feasibility Study	108,615						0		108,615
<b>Total Zoological Park</b>		<b>1,261,048</b>	<b>0</b>	<b>0</b>	<b>0</b>	<b>0</b>	<b>0</b>	<b>0</b>	<b>0</b>	<b>1,261,048</b>
<b>Total General Capital Projects</b>		<b>40,692,110</b>	<b>8,307,000</b>	<b>1,195,000</b>	<b>1,170,000</b>	<b>1,195,000</b>	<b>1,145,000</b>	<b>13,012,000</b>	<b>10,500,000</b>	<b>64,204,110</b>

- \* Project Number to be Assigned
- ⊕ New or Revised Projects
- Projects to be closed

2021-2022

GENERAL CAPITAL PROJECTS  
FIVE YEAR CAPITAL PLAN

COMMUNITY DEVELOPMENT BLOCK GRANT

PROJ #	PROJECT IDENTIFICATION	BUDGET C/O	FISCAL YEAR					TOTAL 5 YEAR	BEYOND 2026	TOTAL COST
			21-22	22-23	23-24	24-25	25-26			
TOTAL CD8G			0	0	0	0	0	0	0	0

- Project Number to be Assigned
- ⊕ New or Revised Projects
- Projects to be closed

2021-2022

ENTERPRISE CAPITAL PROJECTS  
FIVE YEAR CAPITAL PLAN

ELECTRIC

PROJ #	PROJECT IDENTIFICATION	BUDGET C/O	FISCAL YEAR					TOTAL 5 YEAR	BEYOND 2026	TOTAL COST
			21-22	22-23	23-24	24-25	25-26			
729202	Circuit Reconductoring	710,050	141,000	250,000	250,000	250,000	250,000	1,141,000		1,851,050
720003	Replace Distribution Breakers	30,333						0		30,333
720801	138 KV Pole Change Out	0	159,200	300,000				459,200		459,200
720801	Electric Utility Relocation	434,497		200,000	200,000	200,000	200,000	800,000		1,234,497
720804	Substation Maintenance	261,543	117,500	275,000	275,000			667,500		929,043
720805	Distribution Feeder Maintenance	563,164	94,000	200,000	200,000	200,000	200,000	894,000		1,457,164
720903	138 KV Pilot Wire Replacement	600,038						0		600,038
721302	138 KV Transmission Upgrade	167,128						0		175,318
721401	DG Hunter Units #5-11	814,647	(814,647)					(814,647)		0
721502	Bayou Cove #1 Comb Inspection	300,000						0		300,000
721503	Bayou Cove #1 Capital Imp	75,000						0		75,000
721702	Rep Twin Bridges Autotransformer	165,840						0		830,449
721704	MacArthur Drive Lighting Replacement	503,627						0		503,627
721801	Demolition DG Hunter 1-4	119,104		125,000	125,000			250,000		369,104
721802	Prescott 2400V Conversion	259,544	391,040					391,040		650,584
721901	Downtown-Willow Glen 138 KV Rebuild	595,504	202,100					202,100	4,000,000	4,797,604
721902	DG Hunter #5-11 Major Maintenance	959,134						0		959,134
721903	DG Hunter #5-11 Stack Testing	58,502	70,500					70,500		129,002
722101	Upgrade 138KV Stations to 2000A	400,000	(400,000)					(400,000)		0
722201	TB3 to TB4 15kV Tipline	0	733,200					733,200		733,200
722202	Roof Improvements/Replacements	0	32,900					32,900		32,900
722203	Step Up Transformer Switch Scheme	0	239,700					239,700		239,700
*	Power Plant GSU Switch Upgrade	0						0	287,500	287,500
*	Paint Substation Transformers/Switchg	0						0	125,000	125,000
*	Replace Bayou Rapides Switchgr #1	0						0	775,000	775,000
*	Replace Prescott Switchgear #1	0						0	675,000	675,000
*	Replace Prescott Transformer #2	0						0	900,000	900,000
*	Willow Glen Breaker & Switch Rep	0						0	2,000,000	2,000,000
*	Twin Bridges Breaker & Switch Rep	0						0	2,000,000	2,000,000
<b>Total Electric</b>		<b>7,017,655</b>	<b>976,493</b>	<b>1,350,000</b>	<b>1,000,000</b>	<b>650,000</b>	<b>650,000</b>	<b>4,876,463</b>	<b>10,762,500</b>	<b>23,129,444</b>

- \* Project Number to be Assigned
- ⊕ New or Revised Projects
- ⊖ Projects to be closed

2021-2022

**ENTERPRISE CAPITAL PROJECTS  
FIVE YEAR CAPITAL PLAN**

**WATER**

PROJ #	PROJECT IDENTIFICATION	BUDGET C/O	FISCAL YEAR					TOTAL 5 YEAR	BEYOND 2026	TOTAL COST
			21-22	22-23	23-24	24-25	25-26			
750004	Waterline Replacement & Rehab	1,298,505	235,000	750,000	750,000	750,000	750,000	3,235,000		4,533,505
751001	Water Well Reclamation	1,043,426	670,220	750,000	750,000			2,170,220		3,213,646
751201	Martin Park Water Main Rep	538,205						0		538,205
751202	Replace Water Wells	630,087	823,440	750,000	750,000	750,000		3,073,440		3,703,527
751302	McNutt Field Water Feeder Line	471,123		450,000				450,000		921,123
751602	Fire Hydrant Thread Standardization	82,260	(50,000)					(50,000)		32,260
751702	TRC Rechlorination Station	239,000						0		239,000
751704	Water Main Rep-Legacy System	0		650,000	650,000	500,000		1,800,000		1,800,000
751901	Water Well Meter Replacement	385,000						0		385,000
752001	Martha Lane/Paris St Water	850,000						0		850,000
752101	Adams Station Equipment Storage	191,700						0		191,700
752201	Kisatchie Stand By Generation	0	600,000					600,000		600,000
752202	Water Storage Security Cameras	0	415,950					415,950		415,950
752203	Ground Storage Tower & Roof	0	155,100					155,100		155,100
*	Kisatchie By Pass Phase I	0						0	2,429,000	2,429,000
*	Adams Tank Repair & Paint	0						0	1,177,000	1,177,000
*	12" Main Bennett to Tulane	0						0	389,000	389,000
*	Industrial Park Tank Repair & Paint	0						0	900,000	900,000
*	Hamilton Street Tank Painting	0						0	160,000	160,000
*	24" Main Annadale Road	0						0	790,000	790,000
*	12" Main England Dr to Highway 1	0						0	869,000	869,000
*	Serks Road Materials Storage Cover	0						0	175,000	175,000
*	Highway 1 South Wellfield Ph 1	0						0	1,195,000	1,195,000
*	Highway 1 South Wellfield Ph 2	0						0	3,526,000	3,526,000
*	Adams Pump Station Line Renovation	0						0	1,935,000	1,935,000
<b>Total Water</b>		<b>5,729,306</b>	<b>2,849,710</b>	<b>3,350,000</b>	<b>2,900,000</b>	<b>2,000,000</b>	<b>750,000</b>	<b>11,849,710</b>	<b>13,546,000</b>	<b>31,124,016</b>

- \* Project Number to be Assigned
- ⊕ New or Revised Projects
- Projects to be closed

2021-2022

**ENTERPRISE CAPITAL PROJECTS  
FIVE YEAR CAPITAL PLAN**

**GAS**

PROJ #	PROJECT IDENTIFICATION	BUDGET C/O	FISCAL YEAR					TOTAL 5 YEAR	BEYOND 2026	TOTAL COST
			21-22	22-23	23-24	24-25	25-26			
780901	Martin Park Gas Main Rep	97,547						0		97,547
781401	Gas SCADA Upgrade	189,184	95,880					95,880		285,064
781704	Cloverleaf Gas Ext	0	73,320					73,320		73,320
781801	Lower 3rd/W Sandy Bayou Gas	488,823						0		488,823
781901	Wells Boulevard Gas Rep	513,671						0		513,671
781902	Enterprise/Acadian Interconnect	192,402						0		192,402
782101	MAOP Reverification	100,000	376,000					376,000		376,000
782201	Odorization Station City Gate 1 & 4	0	94,846					94,846		94,846
782202	Olde Town @ Red River Gas Ext	0	168,260					168,260		168,260
782203	Jackson Street Gas Replacement	0	300,000		500,000	500,000		1,300,000		1,300,000
*	Grundy Cooper Gas Replacement	0				300,000	300,000	600,000	300,000	600,000
*	Alexandria West Side Gas Feed	0		650,000	1,300,000			1,950,000	4,550,000	6,500,000
*	Zone 15 Gas Replacement	0						0	300,000	300,000
*	Bayou Rapides Rd Gas Extension	0						0	250,000	250,000
*	Regulator/Meter Station Refurb	0						0	250,000	250,000
*	Jefferson Heights Gas Relocation	0						0	300,000	300,000
*	Lee Street Ext/Kees Ave Gas	0						0	300,000	300,000
<b>Total Gas</b>		<b>1,581,627</b>	<b>1,108,306</b>	<b>0</b>	<b>1,150,000</b>	<b>2,100,000</b>	<b>300,000</b>	<b>4,658,306</b>	<b>6,250,000</b>	<b>12,089,933</b>

- \* Project Number to be Assigned
- @ New or Revised Projects
- Projects to be closed

2021-2022

**ENTERPRISE CAPITAL PROJECTS  
FIVE YEAR CAPITAL PLAN**

**WASTEWATER**

PROJ #	PROJECT IDENTIFICATION	BUDGET C/O	FISCAL YEAR					TOTAL 5 YEAR	BEYOND 2026	TOTAL COST
			21-22	22-23	23-24	24-25	25-26			
818901	Sewer Line Rehab & Replacement	1,016,042	235,000	1,000,000	750,000	500,000	500,000	2,985,000		4,001,042
810701	Reconstruct Baffle Walls	801,782	(795,000)					(795,000)		6,782
810904	Collection/Treatment Painting	212,585						0		212,585
811501	Lift Station Upgrades	635,000		250,000	220,000			470,000		1,105,000
811701	Wastewater Main Rep - Legacy System				650,000	650,000		1,300,000	1,300,000	2,600,000
811801	Vehicle Storage Building	258,730						0		258,730
812001	Dechlorination Facility Improvements	82,887	(72,345)					(72,345)		10,542
812101	Marye Street Sewer	750,000						0	750,000	1,500,000
812201	Aerator Mooring @ Plant	0	822,500					822,500		822,500
812202	Treatment Plant Roadway Lighting	0	176,250					176,250	175,000	351,250
812203	SCADA Tower Replacement	0	126,900					126,900	175,000	301,900
*	Windemere Lift Station Gravity Sewer	0						0	1,592,000	1,592,000
*	Engine Replacement-Jones St Lift Stat	0						0	2,400,000	2,400,000
*	Martin Park Flood Control Stand By	0						0	156,000	156,000
*	Highway 28 W Sewer Improvements	0						0	1,570,000	1,570,000
*	Main Lift Stations Renovation	0						0	4,148,000	4,148,000
*	W Sandy Bayou Flood Control Stand B	0						0	546,000	546,000
*	Downtown Sewer Line Rehab	0						0	6,000,000	6,000,000
*	West Alexandria Treatment Plant	0						0	57,910,000	57,910,000
*	Perimeter Fence Treatment Plant	0						0	356,000	356,000
*	Treatment Plant Drainage	0						0	465,000	465,000
*	Calvert Street Lift Station	0						0	6,600,000	6,600,000
<b>Total Wastewater</b>		<b>3,757,026</b>	<b>493,305</b>	<b>1,250,000</b>	<b>1,620,000</b>	<b>1,150,000</b>	<b>500,000</b>	<b>5,013,305</b>	<b>84,143,000</b>	<b>92,913,331</b>

- \* Project Number to be Assigned
- @ New or Revised Projects
- █ Projects to be closed

2021-2022

**ENTERPRISE CAPITAL PROJECTS  
FIVE YEAR CAPITAL PLAN**

**OTHER**

PROJ #	PROJECT IDENTIFICATION	BUDGET C/O	FISCAL YEAR					TOTAL 5 YEAR	BEYOND 2026	TOTAL COST
			21-22	22-23	23-24	24-25	25-26			
860701	Telephone Network Upgrade	118,513	130,000					130,000		248,513
860702	GIS System/GPS Equipment	314,235	94,185	100,000	100,000	100,000	100,000	494,185		808,421
861802	Council Chambers Broadcast Upgrade	8,655						0		8,655
*	Utility Division Central Office	0						0	625,000	625,000
<b>Total Other</b>		<b>441,403</b>	<b>224,185</b>	<b>100,000</b>	<b>100,000</b>	<b>100,000</b>	<b>100,000</b>	<b>624,185</b>	<b>625,000</b>	<b>1,890,589</b>
<b>TOTAL UTILITY CAPITAL</b>		<b>18,527,017</b>	<b>5,652,000</b>	<b>6,050,000</b>	<b>6,820,000</b>	<b>6,000,000</b>	<b>2,300,000</b>	<b>26,822,000</b>	<b>115,325,500</b>	<b>180,674,517</b>

- \* Project Number to be Assigned
- ⊕ New or Revised Projects
- ⊖ Projects to be closed

2021-2022

**ENTERPRISE CAPITAL PROJECTS  
FIVE YEAR CAPITAL PLAN**

**MUNICIPAL TRANSIT**

PROJ #	PROJECT IDENTIFICATION	BUDGET C/O	FISCAL YEAR					TOTAL 5 YEAR	BEYOND 2025	TOTAL COST
			20-21	21-22	22-23	23-24	24-25			
709702	Support Equipment	21,555						0		21,555
709706	Surveillance Equipment	20,071						0		20,071
709709	ADA Vans	40,190	250,000					250,000	250,000	540,190
709710	Replace Support Vehicles	35,000						0		35,000
709711	Misc Shop Equipment	8,097	10,000					10,000		18,097
709712	Buses	1,758,465						0	1,000,000	2,758,465
709721	Copier	145						0		145
709722	Terminal Improvements	(5,227)						0		(5,227)
709723	Radio Upgrades	48,007						0		48,007
<b>TOTAL TRANSIT</b>		<b>1,926,303</b>	<b>260,000</b>	<b>0</b>	<b>0</b>	<b>0</b>	<b>0</b>	<b>260,000</b>	<b>1,250,000</b>	<b>3,414,748</b>

- \* Project Number to be Assigned
- ⊕ New or Revised Projects
- Projects to be closed