



City of Alexandria
Annual Capital Budget
and Five Year Plan
2019-2020



GOVERNMENT FINANCE OFFICERS ASSOCIATION

*Distinguished
Budget Presentation
Award*

PRESENTED TO

**City of Alexandria
Louisiana**

For the Fiscal Year Beginning

May 1, 2018

Christopher P. Morill

Executive Director

2019-2020 CAPITAL IMPROVEMENT BUDGET

*****This Page Intentionally Left Blank*****

***CITY OF ALEXANDRIA
ELECTED OFFICIALS
2019 - 2020***

EXECUTIVE

Jeffrey W. Hall

Mayor

LEGISLATIVE

Ronald Dejoie

Gerber Porter

Jules Green

Harry Silver

Chuck Fowler

Jim Villard

Joseph Fuller

District One

District Two

District Three

District Four

District Five

At-Large

At-Large

JUDICIAL

Richard Starling, Jr.

Jerome Hopewell

City Judge

City Marshal

***CITY OF ALEXANDRIA
EXECUTIVE OFFICERS
2019 - 2020***

Susan Broussard	Chief of Staff
T. J. Nash	Director of Community Services
Jerrold King	Police Chief
Larry King	Fire Chief
Michael Marcotte	Director of Utilities
Monza Williams	Director of Human Resources
David Williams	City Attorney
David Crutchfield	Director of Finance
Robert Weeks	Director of Planning
Merriell Lawson	Director of Public Works
Daryl Terry	Commissioner of Public Safety

2019-2020/2023-2024 CAPITAL IMPROVEMENTS BUDGET

TABLE OF CONTENTS

	<u>PAGE</u>
Table of Contents	5
Glossary	15
<u>A. BUDGET SUMMARIES</u>	
Combined Summary/Sources of Funding	17
<u>B. GENERAL CAPITAL PROJECTS</u>	
Summary of General Capital Projects	19
<u>C. PUBLIC ENTERPRISE</u>	
Source of Funding	22
Reserve for Relocation Projects	24
City Hall Renovation	25
Info Technology Upgrades	26
AUMP Lower Third	27
Building Improvements	28
Roof Replacement	29
Red River Imp Venture	30
Port of Alexandria Rail Spur Imp	31
Port of Alex/Ruston Foundry	32
Riverfront Center Improvements	33
Energy Renovations	34
Cenla Community College	35
Riverfront Improvements	36
Two Way Communcations Upgrade	37
Convention Hall Improvements	38
Boiler Replacement City Hall	39
Amphitheatre Improvements	40
Security Improvements	41
Naval Reserve Building Demoltion	42
Public Safety Datacenter Renovation	43
Riverfront Center Waterproofing/Roofing	44

2019-2020/2023-2024 CAPITAL IMPROVEMENTS BUDGET

TABLE OF CONTENTS

	<u>PAGE</u>
<u>D. DRAINAGE</u>	
Source of Funding	46
Acquisition-ROW/Servitudes	48
Residential Ditch Closure	49
Pump Station Repairs	50
Chatlain Lake-Willow Glen Hudson	51
Red River Levee Certification	52
Masonic Drive RCB Extension	53
Tangent Rail RCB	54
Martin Park/Airview Terrace St & Drng	55
Woodale Outfall/ Railrd Ave Ph 4	56
Diversion Canal Reverse Flow System	57
Rapides Avenue RCB Repair	58
Mall Ditch Improvements	59
Hwy 28 West Drainage Canal	60
Martin Park Pump Additions	61
<u>E. STREETS</u>	
Source of Funding	64
Street, Drainage, Sidewalk Repairs	66
Sugarhouse Road - Phase 1	67
Jackson St at Horseshoe Drive	68
Street Repairs	69
Aerial Photography	70
North Mall-North to Sterkx	71
Land Acquisitions	72
Traffic Signals Renovations	73
Masonic Corridor Ph 2	74
Directional Signage & Striping	75
Versailles Lighting	76
Hudson Bridge Chatlain Canal	77
MPO Panel Replacement	78
Industrial Park Road Reconstruction	79
City Park Bridge Repairs	80
Horseshoe Drive Improvements	81
N. 16th Street Bridge Replacement	82
Pitts St/Broadway to Applewhite	83
MacArthur @ Jackson	84

2019-2020/2023-2024 CAPITAL IMPROVEMENTS BUDGET

TABLE OF CONTENTS

	<u>PAGE</u>
<u>F. PUBLIC SAFETY - POLICE</u>	
Source of Funding	86
Pistol Range Improvements	88
Pistol Range Classroom	89
Public Safety Security System	90
Body/Vehicle Camera System	91
<u>G. PUBLIC SAFETY - FIRE</u>	
Source of Funding	94
Fire Station Relocation	96
Pumper Truck	97
<u>H. PARKS & RECREATION</u>	
Source of Funding	100
Recreational Park Improvements	102
Johnny Downs Park Improvements	103
Civil Rights Monument	104
Links on the Bayou Improvements	105
Bringhurst Park Renovation	106
Tennis Court Additions	107
<u>I. ZOOLOGICAL PARK</u>	
Source of Funding	110
AV System	112
Zoo Improvements	113
Tiger Building Replacement	114
Zoo Master Plan/Feasibility Study	115
<u>J. COMMUNITY DEVELOPMENT</u>	
Source of Funding	118
<u>K. ENTERPRISE CAPITAL PROJECTS</u>	
Summary of Enterprise Capital Projects	121

2019-2020/2023-2024 CAPITAL IMPROVEMENTS BUDGET

TABLE OF CONTENTS

	<u>PAGE</u>
<u>L. ELECTRIC</u>	
Source of Funding	124
Circuit Reconductoring	126
Replace Distribution Breakers	127
138 KV Pole Change Out	128
Electric Utility Relocation	129
Substation Maintenance	130
Distribution Feeder Maintenance	131
138 KV Pilot Wire Replacement	132
138 KV Transmission Upgrade	133
DG Hunter Units #5-11	134
Bayou Cove #1 Comb Inspection	135
Bayou Cove #1 Capital Imp	136
Pecan Bayou Subdivision Ph 5	137
Willow Glen Transformer Rep	138
Rep Twin Bridges Autotransformer	139
Rep Bayou Rapides Transformer	140
MacArthur Drive Lighting Replacement	141
Demolition DG Hunter 1-4	142
Prescott 2400V Conversion	143
Downtown-Willow Glen 138 KV Rebuild	144
DG Hunter #5-11 Major Maintenance	145
DG Hunter #5-11 Stack Testing	146
Power Plant GSU Switch Upgrade	147
Paint Substation Transformers/Switchgear	148
Replace Bayou Rapides Switchgear #1	149
Replace Prescott Switchgear #1	150
Replace Prescott Transformer #2	151
Willow Glen Breaker & Switch Rep	152
Twin Bridges Breaker & Switch Rep	153

2019-2020/2023-2024 CAPITAL IMPROVEMENTS BUDGET

TABLE OF CONTENTS

	<u>PAGE</u>
<u>M. WATER</u>	
Source of Funding	156
Waterline Replacement & Rehab	158
Water Well Reclamation	159
Martin Park Water Main Rep	160
Replace Water Wells	161
McNutt Field Water Feeder Line	162
Adams Station 2400V to 480V	163
City Park Tank Replacement	164
Fire Hydrant Thread Standardization	165
Rosalino Tank Repair & Paint	166
TRC Rechlorination Station	167
Annadale Road Improvements	168
Water Main Rep-Legacy System	169
Water Well Meter Replacement	170
Martha Lane/Paris St Water	171
Adams Station Equipment Storage	172
Kisatchie By Pass Phase I	173
Adams Tank Repair & Paint	174
12" Main Bennett to Tulane	175
Industrial Park Tank Repair & Paint	176
Hamilton Street Tank Painting	177
24" Main Annadale Road	178
12" Main England Dr to Highway 1	179
Sterkx Road Materials Storage Cover	180
Highway 1 South Wellfield Ph 1	181
Highway 1 South Wellfield Ph 2	182
Adams Pump Station Line Renovation	183

2019-2020/2023-2024 CAPITAL IMPROVEMENTS BUDGET

TABLE OF CONTENTS

	<u>PAGE</u>
<u>N. GAS</u>	
Source of Funding	186
Martin Park Gas Main Rep	188
Gas SCADA Upgrade	189
Gas Main Extension 8" Port	190
Cloverleaf Gas Extension	191
Lower 3rd/W Sandy Bayou Gas	192
Wells Boulevard Gas Rep	193
Enterprise/Acadian Interconnect	194
Alexandria West Side Gas Feed	195
Zone 15 Gas Replacement	196
Bayou Rapides Rd Gas Extension	197
Regulator/Meter Station Refurb	198
Jefferson Heights Gas Relocation	199
Lee Street Ext/Kees Ave Gas	200
<u>O. WASTEWATER</u>	
Source of Funding	202
Sewer Line Rehab & Replacement	204
Collection/Treatment Painting	205
Lift Station Upgrades	206
Lift Station Stand by Power	207
Samtown Lift Station & Force Main	208
Wastewater Main Rep - Legacy System	209
Vehicle Storage Building	210
Dechlorination Facility Improvements	211
Aerator Mooring @ Plant	212
Windemere Lift Station Gravity Sewer	213
Engine Replacement-Jones St Lift Station	214
Martin Park Flood Control Stand By	215
Treatment Plant Roadway Lighting	216
Highway 28 W Sewer Improvements	217
Main Lift Stations Renovation	218
W Sandy Bayou Flood Control Stand By	219
Downtown Sewer Line Rehab	220
West Alexandria Treatment Plant	221
Perimeter Fence Treatment Plant	222
Treatment Plant Drainage	223
Calvert Street Lift Station	224

2019-2020/2023-2024 CAPITAL IMPROVEMENTS BUDGET

TABLE OF CONTENTS

	<u>PAGE</u>
<u>P. OTHER</u>	
Source of Funding	226
Telephone Network Upgrade	228
GIS System/GPS Equipment	229
City Hall Datacenter Battery Backup	230
Council Chambers Broadcast Upgrade	231
Utility Division Central Office	232
<u>Q. MUNICIPAL TRANSIT</u>	
Source of Funding	234
Surveillance Equipment	236
ADA Vans	237
Replace Support Vehicles	238
Misc Shop Equipment	239
Buses	240
Copier	241
Terminal Improvements	242
Radio Upgrades	243
<u>R. FIVE YEAR PLAN</u>	



April 30, 2019

Honorable Mayor and
Members of the Alexandria City Council

I am pleased to present the City of Alexandria's Annual Capital Budget and Five Year Plan for the fiscal years 2019/2020 through 2023/2024. Each capital project includes source(s) of funding; prior, current and future expenditures; and scheduling and expenditure breakdowns. The plan, as presented, balances each year's estimated revenue sources with a current or future project's estimated funding requirements.

The City's Home Rule Charter requires the Mayor to submit to the Alexandria City Council a Capital Improvements Program covering a minimum of 5 years. The plan is required to be submitted at the same time as the annual operating budget for the upcoming fiscal year. An appropriation approved by the Council continues in force until the purpose for which it was created is fulfilled or abandoned. The Charter states that any appropriation shall be deemed abandoned if 3 years pass without any disbursement from or encumbrance of the appropriation.

A Five Year Capital Improvements Program requires long term planning. It also requires a constant monitoring of current trends in order to make necessary adjustments to current and future projects proposed in the plan. Technological changes, community needs and priorities along with changes in revenue sources are often the reason for adjustments or reassessments of the plan. The Administration and the City Council have been diligent in establishing priorities that will meet the changing needs of the City. This budget document has been designed and prepared to aid in the planning process, to provide the citizens with a better understanding of the scope and need for various projects, and to provide direction for the City of Alexandria.

Jeffrey W. Hall
Mayor



David Crutchfield
Director of Finance
Post Office Box 71
Alexandria, LA 71309-0071
Tel (318) 449-5027 · Fax (318) 449-5231
email: david.crutchfield@cityofalex.com

General Capital Projects

The following is a breakdown of the General Capital Projects by Category:

Category	No. of Projects	Total
Public Enterprise	5	6,230,000
Drainage	3	1,650,000
Streets	5	515,000
Zoological Parks	1	400,000
Total	<u>14</u>	<u>8,795,000</u>

The General Capital Projects are funded by Sales Tax Revenues, Property Tax Revenues, State and Federal Funds and Other Revenues. A five year 11.25 millage property tax dedicated to general capital projects has been approved by the voters in 1988, 1998, 2003, and 2008. This property tax renewed in 2018 for ten years. One-half of the 1976 Sales Tax is dedicated to payment of principal and interest on the sales tax bonds and capital improvements.

Projects involving economic development, construction of new facilities, renovation of existing public facilities and feasibility or master plan studies are budgeted under the Public Enterprise category. The City currently has budgeted 20 projects in this category. The 2019/2020 Budget will add funding for 5 of these projects.

Major Drainage projects receiving additional funding this year will include the Highway 28 West Drainage Canal and Mall Ditch Improvements. Work also continues on the Masonic Corridor Phase 2, North 16th Street Bridge Replacement, Martin Park Pump Additions, and MacArthur Drive at Jackson Street Improvements.

Other major projects under construction include Amphitheatre Improvements, adding restroom and concession improvements to the existing facility on the Red River, along with Street, Drainage, and Sidewalk Repairs, Hudson Road Bridge Replacement, Street Panel Replacements, as well as Rapides Avenue Drainage.

The Reserve for Relocation Project, operates as "holding" account for the other projects. Expenditures from these accounts require Council action. The Reserve for Relocation Projects is used to "hold" Utility Funds transferred to the General Capital Projects fund for use with street or drainage projects. The reconstruction of streets or drainage systems often requires the movement or relocation of utility systems. A minimum appropriation of \$100,000 per year is typically made by the Utility Funds to the General Capital Projects Fund.

Budget Amendments will be used to transfer the Utility Fund into special account numbers within a related project. If Utility Funds remain in a completed project, these funds are transferred back to the Reserve for Relocation Projects "holding" account.

Enterprise Capital Projects

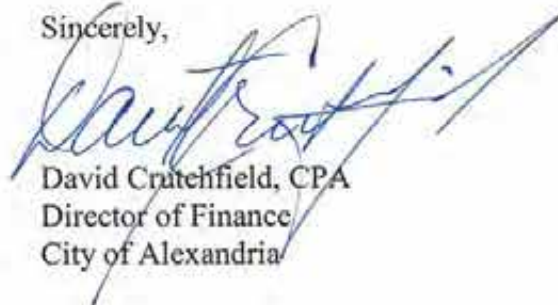
The following is a breakdown of the Enterprise Capital Projects by Category:

Category	No. of Projects	Total
Electric	7	1,645,000
Water	6	3,480,000
Gas	4	997,000
Wastewater	2	940,000
Other	1	180,000
Municipal Transit	<u>1</u>	<u>1,000,000</u>
Total	<u>21</u>	\$ <u>8,242,000</u>

The Enterprise Capital Projects are funded by revenues generated by the City's Utilities System, Utility Revenue Bonds, revolving loans from the State Department of Health and Hospitals, and matching FTA grants.

The City has recently begun to assess the needs of its Utilities System infrastructure. This will assure the ability of the 4 components; electricity, gas, water and wastewater, to provide reliable service to the customer at the existing level of service as well as provide for any anticipated growth in all areas. This assessment will materially impact future capital budgets in the Enterprise Capital Projects. To this end, the City has begun replacing electrical transmission transformers at the Willow Glen, Twin Bridges, and Bayou Rapides Substations. Other major projects include the rebuild of the 138 KV line from the Downtown Substation to the Willow Glen Substation; Rosalino Water Tank Refurbishment, Water Line Replacement, Wastewater Line Replacement and the Enterprise/Acadian Gas Interconnect.

Sincerely,



David Crutchfield, CPA
Director of Finance
City of Alexandria

**CITY OF ALEXANDRIA
FIVE YEAR CAPITAL IMPROVEMENT PROGRAM
GLOSSARY OF TERMS**

REVENUE TERMS:

Community Development Block Grant (CDBG) - Revenue received from the Community Development Block Grant source via the City's Community Development department.

Federal Grants - Revenue received from the U.S. Government, or as a Federal pass-through grant from the State of Louisiana.

Property Taxes - Revenue from the 11.25 milage 1993 Streets and Drainage Tax.

Sales Tax (STX) - Revenue from the City's Capital Outlay Fund supported by the ½ cent sales tax.

Sales Tax Bonds (STXB) - Revenue from sales tax bonds.

Special Assessments (ASMT) - Revenue received from the legal process of assessing benefitted property owners or physical improvements such as sewer lines or street improvements.

State Grants - Funds received from the State of Louisiana, excluding pass-through grants.

Utility Revenue Bonds (RB) - Revenue from the sales of Utility Bonds.

Expenditure Terms:

Construction - Contracted cost associated with the actual implementation or construction of an improvement. This should include material costs associated with projects utilizing city crews for implementation.

Demolition Cost - Contract cost associated with demolition or site preparation.

Engineering/Architectural Design - Any cost related to the design phase of the project either by the city or private firm.

Inspection Fees - Cost of providing for project inspection usually performed either by the city or private firm.

Land Acquisition - Any cost associated with the acquisition of property of implement the project.

Landscaping - Costs associated with miscellaneous grading and landscaping activities incidental to the construction activity. Landscaping for parks should be shown in the construction classification.

Major Equipment - Costs associated with movable or immovable equipment, generally costing over \$5,0000 and having a useful life of five years.

**CITY OF ALEXANDRIA
FIVE YEAR CAPITAL IMPROVEMENT PROGRAM
GLOSSARY OF TERMS**

continued

Miscellaneous Definitions:

Activity - A service performed by a department or division.

Appropriations - Authorization granted by the City Council to make expenditures for a given period and the proposed means of financing them.

Assessments - An amount levied on personal property on a cost sharing basis for improvements made by the city for the benefit of a small group of property owners (e.g. Special Assessments for the reconstruction of a sewer line in lightly populated area).

Budget Carryover - The total of the current budget, April 30, minus prior year(s) expenditures.

Capital Budget - The City's five year financial plan that contains both the estimated revenues to be received and the proposed Capital expenditures to be incurred to achieve a stated objective.

Department - A section of a Division.

Division - A functional unit of the City containing on or more departments or activities.

Fund - A fiscal and accounting entity with a self-balancing set of accounts recording cash and other financial resources, together with all related liabilities and residual equities or balances, and changes therein, which are segregated for the purpose of carrying on a specific activities or attaining certain objectives in accordance with special regulation, restrictions, or limitations.

Fund Balance - Resources remaining from prior years which are available to be budgeted in the current year.

Fund Source - The source of Revenue used to pay for a particular project.

Ordinance - A formal legislative enactment by the governing body of a municipality.

Project - A large or major undertaking designed to achieve an objective.

Project Category - The functional improvement category under which a project is assigned. (e.g., Public Enterprise, Economic Development, Streets, etc.).

Urban Systems - Federal funded street projects that match local funds for the reconstruction of major streets.

A. BUDGET SUMMARIES

2019-2020

**COMBINED CAPITAL PROJECTS
SOURCES OF FUNDING SUMMARY**

DESCRIPTION	FISCAL YEAR					TOTAL FIVE YEAR
	19-20	20-21	21-22	22-23	23-24	
GENERAL CAPITAL PROJECTS						
REVENUES:						
Sales Taxes	4,556,725	4,501,725	4,645,575	4,675,100	4,659,762	23,038,887
Property Taxes	4,966,000	4,966,000	4,966,000	4,966,000	4,966,000	24,830,000
Investment Income	0	0	0	0	0	0
Transfer from Prior Projects	0	0	0	0	0	0
Interfund Tfr - Utility Fund	100,000	100,000	100,000	100,000	100,000	500,000
Intergovernmental	0	0	0	0	0	0
Private Contributions	0	0	0	0	0	0
Other	0	0	0	0	0	0
Fund Balance	815,000	1,231,725	4,343,450	11,379,025	19,744,125	37,513,325
TOTAL AVAILABLE FUNDS	10,437,725	10,799,450	14,055,025	21,120,125	29,469,887	85,882,212
EXPENDITURES:						
Transfers-General Fund	411,000	411,000	411,000	411,000	411,000	2,055,000
Transfers-Utilities Capital Projects	0	0	0	0	0	0
General Capital Projects	8,795,000	6,045,000	2,265,000	965,000	965,000	19,035,000
CDBG Capital Projects	0	0	0	0	0	0
TOTAL EXPENDITURES	9,206,000	6,456,000	2,676,000	1,376,000	1,376,000	21,090,000
BALANCE AVAILABLE FOR APP	1,231,725	4,343,450	11,379,025	19,744,125	28,093,887	64,792,212
ENTERPRISE CAPITAL PROJECTS						
REVENUES:						
Sales Taxes	150,000	187,500	39,500	0	0	377,000
Utility Fund	6,811,000	7,703,800	9,655,000	10,079,000	7,377,000	41,625,800
Transfer From Prior Projects	0	0	0	0	0	0
Investment Income	0	0	0	0	0	0
Intergovernmental	1,281,000	1,062,500	220,500	0	0	2,564,000
Transfer from Gen Capital Projects	0	0	0	0	0	0
Other	0	0	0	0	0	0
Retained Earnings	0	0	0	0	0	0
TOTAL AVAILABLE FUNDS	8,242,000	8,953,800	9,915,000	10,079,000	7,377,000	44,566,800
EXPENDITURES:						
Utility Capital Projects	7,242,000	7,703,800	9,655,000	10,079,000	7,377,000	42,056,800
Municipal Transit Projects	1,000,000	1,250,000	260,000	0	0	2,510,000
TOTAL EXPENDITURES	8,242,000	8,953,800	9,915,000	10,079,000	7,377,000	44,566,800
BALANCE AVAILABLE FOR APP	0	0	0	0	0	0

CITY OF ALEXANDRIA

2019-2020

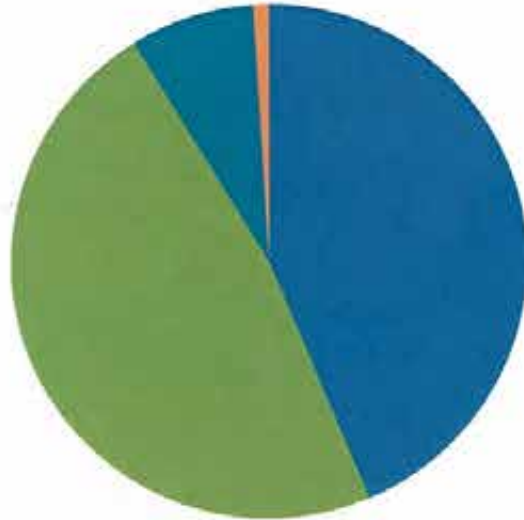
**COMBINED CAPITAL PROJECTS
SOURCES OF FUNDING SUMMARY**

PROJECT IDENTIFICATION	SALES TAXES	AD VAL TAX- 14	AD VAL TAX- 18	FEDERAL FUNDS	STATE FUNDS	UTILITY FUND	OTHER	TOTALS
SUMMARY								
SOURCES OF FUNDING								
Current Year Transfers	7,508,000	418,000	4,548,000			6,811,000		19,285,000
(Less Debt Service)	(2,801,275)		0					(2,801,275)
Interest Income	0					0		0
Transfers From Prior Projects								0
Interfund Transfer Utility Fund						100,000		100,000
Interfund Transfer General Fund								0
Intergovernmental				850,000	431,000			1,281,000
Private Contributions								0
Debt Proceeds								0
Other							0	0
Fund Balance	800,000	15,000	0	0	0	0	0	815,000
TOTAL	5,506,725	433,000	4,548,000	850,000	431,000	6,911,000	0	18,679,725
EXPENDITURES								
Transfer to General Fund	411,000	0	0	0	0	0	0	411,000
General Capital Projects	3,747,000	400,000	4,548,000	0	0	100,000	0	8,795,000
COBG	0	0	0	0	0	0	0	0
Enterprise CIP - Utility Fund	0	0	0	0	431,000	6,811,000	0	7,242,000
Enterprise CIP - Transit System	150,000	0	0	850,000	0	0	0	1,000,000
Enterprise CIP - Sanitation Fund	0	0	0	0	0	0	0	0
TOTAL	4,308,000	400,000	4,548,000	850,000	431,000	6,911,000	0	17,448,000
UNAPPRPTD BALANCE	1,198,725	33,000	0	0	0	0	0	1,231,725

B. GENERAL CAPITAL PROJECTS

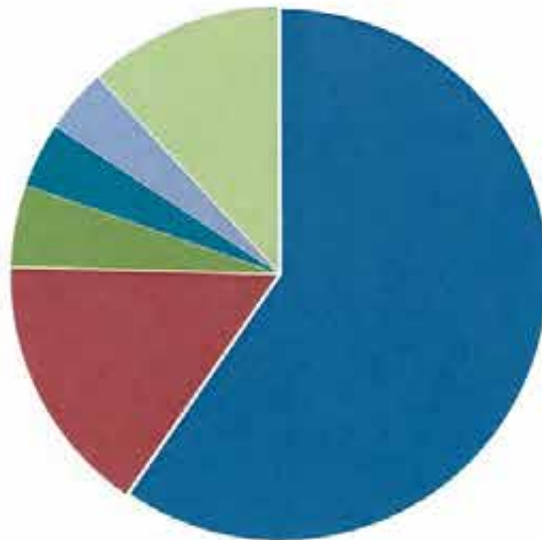
**GENERAL CAPITAL PROJECTS
REVENUES & EXPENDITURES
FISCAL YEAR 2019-2020**

Revenues



■ Sales Tax ■ Closed Projects ■ Property Tax ■ Intergovernmental ■ Fund Balance ■ Interfund Transfer

Expenditures



■ Public Enterprise ■ Drainage ■ Streets ■ Fire ■ Transfer Out
 ■ Parks ■ Zoo ■ Police ■ Unappropriated

2019-2020

**COMBINED GENERAL CAPITAL PROJECTS
SOURCES OF FUNDING SUMMARY**

PROJECT IDENTIFICATION	SALES TAXES	AD VAL TAX- 14	AD VAL TAX- 18	FEDERAL FUNDS	STATE FUNDS	UTILITY FUND	OTHER	TOTALS
SUMMARY								
SOURCES OF FUNDING								
Current Year Transfers	7,358,000	418,000	4,548,000					12,324,000
(Less Debt Service)	(2,801,275)		0					(2,801,275)
Interest Income	0		0					0
Transfers From Prior Projects								0
Interfund Transfer Utility Fund	0					100,000		100,000
Interfund Transfer General Fund	0					0		0
Intergovernmental				0	0			0
Private Contributions								0
Debt Proceeds								0
Other			0					0
Fund Balance	800,000	15,000	0	0	0	0	0	815,000
TOTAL	5,356,725	433,000	4,548,000	0	0	100,000	0	10,437,725
EXPENDITURES								
Transfer to General Fund	411,000	0	0	0	0	0	0	411,000
General Capital Projects	3,747,000	400,000	4,548,000	0	0	100,000	0	8,795,000
CDBG	0	0	0	0	0	0	0	0
TOTAL	4,158,000	400,000	4,548,000	0	0	100,000	0	9,206,000
UNAPPRPTD BALANCE	1,198,725	33,000	0	0	0	0	0	1,231,725

C. PUBLIC ENTERPRISE

2019-2020/2023-2024 CAPITAL IMPROVEMENTS BUDGET

TABLE OF CONTENTS

PUBLIC ENTERPRISE

		PAGE
059401	Reserve for Relocation Projects	24
050301	City Hall Renovation	25
880301	Info Technology Upgrades	26
050710	AUMP Lower Third	27
050801	Building Improvements	28
050802	Roof Replacement	29
051103	Red River Imp Venture	30
051104	Port of Alexandria Rail Spur Imp	31
051201	Port of Alex/Ruston Foundry	32
051302	Riverfront Center Improvements	33
051401	Energy Renovations	34
051403	Cenia Community College	35
051502	Riverfront Improvements	36
051503	Two Way Communications Upgrade	37
051601	Convention Hall Improvements	38
051602	Boiler Replacement City Hall	39
051604	Amphitheatre Improvements	40
051702	Security Improvements	41
051703	Naval Reserve Building Demolition	42
051704	Public Safety Datacenter Renovation	43
051801	Riverfront Center Waterproofing/Roofing	44

2019-2020

**COMBINED CAPITAL PROJECTS
SOURCES OF FUNDING SUMMARY**

PUBLIC ENTERPRISE

PROJECT IDENTIFICATION	SALES TAXES	AD VAL TAX- 14	AD VAL TAX- 18	FEDERAL FUNDS	STATE FUNDS	UTILITY FUND	OTHER	TOTALS
Reserve for Relocation Proj						100,000		100,000
City Hall Renovation	1,162,000		4,548,000					5,700,000
Building Improvements	250,000							250,000
Roof Replacement	150,000							150,000
Security Improvements	30,000							30,000
Total Public Enterprise	1,582,000	0	4,548,000	0	0	100,000	0	6,230,000

**GENERAL CAPITAL PROJECTS
FIVE YEAR CAPITAL PLAN**

PUBLIC ENTERPRISE

PROJ #	PROJECT IDENTIFICATION	BUDGET C/O	FISCAL YEAR					TOTAL 5 YEAR	BEYOND 2024	TOTAL COST
			19-20	20-21	21-22	22-23	23-24			
059401	Reserve for Relocation Projects	409,838	100,000	100,000	100,000	100,000	100,000	500,000		909,838
050301	City Hall Renovation	1,396,005	5,700,000	4,000,000	1,000,000			10,700,000		12,096,005
860301	Information Upgrades	387,058						0		387,058
050710	AUMP Lower Third	313,152						0		313,152
050801	Building Improvements	259,750	250,000	150,000	150,000			550,000		809,750
050802	Roof Replacement	561,361	150,000	150,000	150,000			450,000		1,011,361
051103	Red River Imp Venture	2,957,045						0		2,957,045
051104	Port of Alexandria Rail Spur Imp	57,224						0		57,224
051201	Port of Alex/Ruston Foundry	131,736						0		131,736
051302	Riverfront Center Improvements	39,571						0		39,571
051401	Energy Renovations	291,585						0		291,585
051403	Cenia Community College	140,176						0		140,176
051502	Riverfront Improvements	463,780						0		463,780
051503	Two Way Communications Upgrade	13,657						0		13,657
051601	Convention Hall Improvements	81,592						0		81,592
051602	Boiler Replacement City Hall	418						0		418
051604	Amphitheatre Improvements	229,500						0		229,500
051702	Security Improvements	52,186	30,000	30,000				60,000		112,186
051703	Naval Reserve Building Demolition	(14)						0		(14)
051704	Public Safety Datacenter Renovation	351,200						0		351,200
051801	Riverfront Center Waterproofing/Roofr	861,200						0		861,200
Total Public Enterprise		8,998,020	6,230,000	4,430,000	1,400,000	100,000	100,000	12,260,000	0	21,258,020

- * Project Number to be Assigned
- ⊕ New or Revised Projects
- ▨ Projects to be closed

SHEET A 2019-2020/2023-2024 CAPITAL IMPROVEMENTS PROGRAM

PROJECT TITLE: Reserve for Relocation Projects	PROJECT CATEGORY: Public Enterprise
PROJECT NUMBER: 059401	COUNCIL DISTRICT # N/A
DIVISION: Public Works	DEPARTMENT: Engineering

PROJECT BUDGET

REVENUE BREAKDOWN

REVENUE SOURCES					UTILITY FUND	TOTAL
PRIOR BDGTS					2,339,964	2,339,964
PRIOR EXP					1,930,126	1,930,126
BUDGET C/O		0	0	0	409,838	409,838
2019-2020					100,000	100,000
2020-2021					100,000	100,000
2021-2022					100,000	100,000
2022-2023					100,000	100,000
2023-2024					100,000	100,000
BEYOND 2024						0
TOTAL COST		0	0	0	2,839,964	2,839,964

EXPENDITURE BREAKDOWN

EXPENDITURE BREAKDOWN	ENGINEERING	TESTING	LAND ACQUISITION	CONSTRUCTION	OTHER	TOTAL
PRIOR BDGTS				2,339,964		2,339,964
2019-2020				100,000		100,000
2020-2021				100,000		100,000
2021-2022				100,000		100,000
2022-2023				100,000		100,000
2023-2024				100,000		100,000
BEYOND 2024						0
TOTAL COST	0	0	0	2,839,964	0	2,839,964

PROJECT SPECIFICATIONS

PROJECT DESCRIPTION:
 This project is being created in order to facilitate the coordination of appropriations necessary for the relocation of Utilities due to Street and Drainage projects. The Utility Fund will allocate funds to be used for utility relocations associated with Street and Drainage Projects proposed in the 1988 and 1993 Property Taxes. An amendment will be required to transfer the appropriation to the appropriate project.

PROJECT JUSTIFICATION:
 The establishment of this flow through project allows for better coordination between the Utility Fund and the General Fund on projects associated with the Property Tax projects.

PROJECT PRIORITY: A

START DATE: May, 1993 **EST TIME TO COMPLETE:** N/A

OPERATING BUDGET EFFECT:
 NONE X N/A SEE DETAIL

SHEET A 2019-2020/2023-2024 CAPITAL IMPROVEMENTS PROGRAM

PROJECT TITLE: City Hall Renovation	PROJECT CATEGORY: Public Enterprise
PROJECT NUMBER: 050301	COUNCIL DISTRICT # N/A
DIVISION: Public Works	DEPARTMENT: Central Facility

PROJECT BUDGET

REVENUE BREAKDOWN

REVENUE SOURCES				AD VALOREM TAX 2018	SALES TAX	TOTAL
PRIOR BDGTS					1,467,705	1,467,705
PRIOR EXP					71,700	71,700
BUDGET C/O		0	0	0	1,396,005	1,396,005
2019-2020				4,548,000	1,152,000	5,700,000
2020-2021				4,000,000		4,000,000
2021-2022					1,000,000	1,000,000
2022-2023						0
2023-2024						0
BEYOND 2024						0
TOTAL COST	0	0	0	8,548,000	3,619,705	12,167,705

EXPENDITURE BREAKDOWN

EXPENDITURE BREAKDOWN	ENGINEERING	TESTING	LAND ACQUISITION	CONSTRUCTION	OTHER	TOTAL
PRIOR BDGTS	38,290			1,427,250	2,165	1,467,705
2019-2020				5,700,000		5,700,000
2020-2021				4,000,000		4,000,000
2021-2022				1,000,000		1,000,000
2022-2023						0
2023-2024						0
BEYOND 2024						0
TOTAL COST	38,290	0	0	12,127,250	2,165	12,167,705

PROJECT SPECIFICATIONS

PROJECT DESCRIPTION:

Tear out and remodel entire building. Interior renovations would include modernization of HVAC, electrical and plumbing infrastructure, and restructuring interior spaces and finishes. The exterior would include new surface, windows, and roofing. Space needs would be evaluated to assure maximum space utilization.

PROJECT JUSTIFICATION:

City Hall was built in 1962. The structure is very sound, due to concrete floors and columns. The exterior envelope has numerous leaks. The vertical window shading is difficult to waterproof. The building's mechanical, electrical, and plumbing systems have exceeded their useful lives and are in need of replacement. This renovation will render the building virtually new and capable of addressing the current and future uses required of it.

PROJECT PRIORITY:

A

START DATE: 2019

EST TIME TO COMPLETE: 2 Years

OPERATING BUDGET EFFECT:

NONE

N/A

SEE DETAIL

SHEET A 2019-2020/2023-2024 CAPITAL IMPROVEMENTS PROGRAM

PROJECT TITLE: Information Technology Upgrades	PROJECT CATEGORY: Other
PROJECT NUMBER: 860301	COUNCIL DISTRICT # N/A
DIVISION: Finance	DEPARTMENT: Various

PROJECT BUDGET

REVENUE BREAKDOWN

REVENUE SOURCES					SALES TAX	TOTAL
PRIOR BDGTS					1,359,000	1,359,000
PRIOR EXP					971,942	971,942
BUDGET C/O					387,058	387,058
2019-2020						0
2020-2021						0
2021-2022						0
2022-2023						0
2023-2024						0
BEYOND 2024						0
TOTAL COST	0	0	0	0	1,359,000	1,359,000

EXPENDITURE BREAKDOWN

EXPENDITURE BREAKDOWN	ENGINEERING	TESTING	LAND ACQUISITION	CONSTRUCTION	OTHER	TOTAL
PRIOR BDGTS					1,359,000	1,359,000
2019-2020						0
2020-2021						0
2021-2022						0
2022-2023						0
2023-2024						0
BEYOND 2024						0
TOTAL COST	0	0	0	0	1,359,000	1,359,000

PROJECT SPECIFICATIONS

PROJECT DESCRIPTION: Purchase of various upgrades of hardware and software to the existing system as needed.	
PROJECT JUSTIFICATION: The City's Information System is sophisticated. As such, continuous upgrades to the hardware and the software will be needed to maintain functionality.	
PROJECT PRIORITY: A	
START DATE: 2003	EST TIME TO COMPLETE: As Needed
OPERATING BUDGET EFFECT:	
<input type="checkbox"/> NONE	<input checked="" type="checkbox"/> N/A
	<input type="checkbox"/> SEE DETAIL

SHEET A 2019-2020/2023-2024 CAPITAL IMPROVEMENTS PROGRAM

PROJECT TITLE: AUMP Lower Third Street	PROJECT CATEGORY: Public Enterprise
PROJECT NUMBER: 050710	COUNCIL DISTRICT # 3
DIVISION: Public Works	DEPARTMENT: Building Services

PROJECT BUDGET

REVENUE BREAKDOWN

REVENUE SOURCES				FEDERAL FUNDS	SALES TAX	TOTAL
PRIOR BDGTS				2,280,002	1,746,000	4,026,002
PRIOR EXP				1,935,057	1,777,793	3,712,850
BUDGET C/O		0	0	344,945	(31,793)	313,152
2019-2020						0
2020-2021						0
2021-2022						0
2022-2023						0
2023-2024						0
BEYOND 2024						0
TOTAL COST	0	0	0	2,280,002	1,746,000	4,026,002

EXPENDITURE BREAKDOWN

EXPENDITURE BREAKDOWN	ENGINEERING	TESTING	LAND ACQUISITION	CONSTRUCTION	OTHER	TOTAL
PRIOR BDGTS	310,000	90,000	100,000	3,526,002		4,026,002
2019-2020						0
2020-2021						0
2021-2022						0
2022-2023						0
2023-2024						0
BEYOND 2024						0
TOTAL COST	310,000	90,000	100,000	3,526,002	0	4,026,002

PROJECT SPECIFICATIONS

PROJECT DESCRIPTION:

New lighting, sidewalks, asphalt street overlay, bus shelters, and landscaping on Third Street from the intersection with St. James Street to the intersection of Broadway Avenue.

PROJECT JUSTIFICATION:

As part of Alexandria Urban Master Plan, this will enhance the Lower Third area.

PROJECT PRIORITY:

START DATE: 2015 **EST TIME TO COMPLETE:** A 3 Years

OPERATING BUDGET EFFECT:

NONE X N/A SEE DETAIL

SHEET A 2019-2020/2023-2024 CAPITAL IMPROVEMENTS PROGRAM

PROJECT TITLE: Building Improvements	PROJECT CATEGORY: Public Enterprise
PROJECT NUMBER: 050801	COUNCIL DISTRICT # N/A
DIVISION: Public Works	DEPARTMENT: Building Services

PROJECT BUDGET

REVENUE BREAKDOWN

REVENUE SOURCES				SALES TAX BONDS 2008	SALES TAX	TOTAL
PRIOR BDGTS				420,939	2,117,244	2,538,183
PRIOR EXP				420,939	1,857,494	2,278,433
BUDGET C/O		0	0	0	259,750	259,750
2019-2020					250,000	250,000
2020-2021					150,000	150,000
2021-2022					150,000	150,000
2022-2023						0
2023-2024						0
BEYOND 2024						0
TOTAL COST	0	0	0	420,939	2,687,244	3,088,183

EXPENDITURE BREAKDOWN

EXPENDITURE BREAKDOWN	ENGINEERING	TESTING	LAND ACQUISITION	CONSTRUCTION	OTHER	TOTAL
PRIOR BDGTS	146,000			2,392,183		2,538,183
2019-2020				250,000		250,000
2020-2021				150,000		150,000
2021-2022				150,000		150,000
2022-2023						0
2023-2024						0
BEYOND 2024						0
TOTAL COST	146,000	0	0	2,942,183	0	3,088,183

PROJECT SPECIFICATIONS

PROJECT DESCRIPTION:

As our many structures are aging, this project provides for a planned approach to replacement and enhancements of city properties. By including many sub-projects in this single project, this allows for adjustments in priorities of work pending conditions "on the ground" in the current fiscal year. By planning ahead on funding, the Council can anticipate inevitable expenditures while allowing the Building Maintenance operation the flexibility to apply the funds at the most expedient place.

PROJECT JUSTIFICATION:

Investments in the mitigation of aging facilities delays large scale replacement and deterioration.

PROJECT PRIORITY:

START DATE: 2007 **EST TIME TO COMPLETE:** A Ongoing
OPERATING BUDGET EFFECT:
 NONE N/A SEE DETAIL

SHEET A 2019-2020/2023-2024 CAPITAL IMPROVEMENTS PROGRAM

PROJECT TITLE: Roof Replacement	PROJECT CATEGORY: Public Enterprise
PROJECT NUMBER: 050802	COUNCIL DISTRICT # N/A
DIVISION: Public Works	DEPARTMENT: Building Services

PROJECT BUDGET

REVENUE BREAKDOWN

REVENUE SOURCES					SALES TAX	TOTAL
PRIOR BDGTS					3,065,700	3,065,700
PRIOR EXP					2,504,339	2,504,339
BUDGET C/O		0	0	0	561,361	561,361
2019-2020					150,000	150,000
2020-2021					150,000	150,000
2021-2022					150,000	150,000
2022-2023						0
2023-2024						0
BEYOND 2024						0
TOTAL COST	0	0	0	0	3,515,700	3,515,700

EXPENDITURE BREAKDOWN

EXPENDITURE BREAKDOWN	ENGINEERING	TESTING	LAND ACQUISITION	CONSTRUCTION	OTHER	TOTAL
PRIOR BDGTS	105,200			2,960,500		3,065,700
2019-2020				150,000		150,000
2020-2021				150,000		150,000
2021-2022				150,000		150,000
2022-2023						0
2023-2024						0
BEYOND 2024						0
TOTAL COST	105,200	0	0	3,410,500	0	3,515,700

PROJECT SPECIFICATIONS

PROJECT DESCRIPTION:

Replace roofs on different buildings as needed.

PROJECT JUSTIFICATION:

As roofs age they begin to leak. Failure can be predicted through core sampling and analysis. This project will provide funding for the testing and the replacement if indicated.

PROJECT PRIORITY:

START DATE: 2007

EST TIME TO COMPLETE:

Ongoing

OPERATING BUDGET EFFECT:

NONE

N/A

SEE DETAIL

SHEET A 2019-2020/2023-2024 CAPITAL IMPROVEMENTS PROGRAM

PROJECT TITLE: Port of Alexandria Rail Spur Improvements	PROJECT CATEGORY: Public Enterprise
PROJECT NUMBER: 051104	COUNCIL DISTRICT # N/A
DIVISION: Planning	DEPARTMENT: Engineering

PROJECT BUDGET

REVENUE BREAKDOWN

REVENUE SOURCES				FEDERAL	SALES TAX	TOTAL
PRIOR BDGTS				487,000	164,025	651,025
PRIOR EXP				487,000	106,801	593,801
BUDGET C/O				0	57,224	57,224
2019-2020						0
2020-2021						0
2021-2022						0
2022-2023						0
2023-2024						0
BEYOND 2024						0
TOTAL COST	0	0	0	487,000	164,025	651,025

EXPENDITURE BREAKDOWN

EXPENDITURE BREAKDOWN	ENGINEERING	TESTING	LAND ACQUISITION	CONSTRUCTION	OTHER	TOTAL
PRIOR BDGTS				651,025		651,025
2019-2020						0
2020-2021						0
2021-2022						0
2022-2023						0
2023-2024						0
BEYOND 2024						0
TOTAL COST	0	0	0	651,025	0	651,025

PROJECT SPECIFICATIONS

PROJECT DESCRIPTION:

Renovation of the existing Union Pacific Railroad spur adjacent to the Alexandria City Compound and the Port of Alexandria. This spur services the Port of Alexandria and is approximately 6,700 feet in length.

PROJECT JUSTIFICATION:

Existing spur was constructed in the mid 1980's and is in need of rehabilitation.

PROJECT PRIORITY:

START DATE: N/A

EST TIME TO COMPLETE: B

N/A

OPERATING BUDGET EFFECT:

NONE

N/A

SEE DETAIL

SHEET A 2019-2020/2023-2024 CAPITAL IMPROVEMENTS PROGRAM

PROJECT TITLE: Port of Alexandria / Ruston Foundry	PROJECT CATEGORY: Public Enterprise
PROJECT NUMBER: 051201	COUNCIL DISTRICT # N/A
DIVISION: Planning	DEPARTMENT: Engineering

PROJECT BUDGET

REVENUE BREAKDOWN

REVENUE SOURCES					SALES TAX	TOTAL
PRIOR BDGTS					147,298	147,298
PRIOR EXP					15,562	15,562
BUDGET C/O		0	0		131,736	131,736
2019-2020						0
2020-2021						0
2021-2022						0
2022-2023						0
2023-2024						0
BEYOND 2024						0
TOTAL COST	0	0	0		147,298	147,298

EXPENDITURE BREAKDOWN

EXPENDITURE BREAKDOWN	ENGINEERING	TESTING	LAND ACQUISITION	CONSTRUCTION	OTHER	TOTAL
PRIOR BDGTS					147,298	147,298
2019-2020						0
2020-2021						0
2021-2022						0
2022-2023						0
2023-2024						0
BEYOND 2024						0
TOTAL COST	0	0	0	0	147,298	147,298

PROJECT SPECIFICATIONS

PROJECT DESCRIPTION:
Revitalization of the now unused site of the Ruston Foundry.

PROJECT JUSTIFICATION:
This site was classed a Superfund Site by the EPA. Site has been remediated. Plans to reuse the site are forthcoming.

PROJECT PRIORITY: B
START DATE: N/A **EST TIME TO COMPLETE:** N/A
OPERATING BUDGET EFFECT:
 NONE N/A SEE DETAIL

SHEET A 2019-2020/2023-2024 CAPITAL IMPROVEMENTS PROGRAM

PROJECT TITLE: River Center Improvements	PROJECT CATEGORY: Public Enterprise
PROJECT NUMBER: 051302	COUNCIL DISTRICT # N/A
DIVISION: Planning	DEPARTMENT: Engineering

PROJECT BUDGET

REVENUE BREAKDOWN

REVENUE SOURCES					FEDERAL FUNDS	TOTAL
PRIOR BDGTS					880,000	880,000
PRIOR EXP					840,429	840,429
BUDGET C/O		0	0	0	39,571	39,571
2019-2020						0
2020-2021						0
2021-2022						0
2022-2023						0
2023-2024						0
BEYOND 2024						0
TOTAL COST	0	0	0	0	880,000	880,000

EXPENDITURE BREAKDOWN

EXPENDITURE BREAKDOWN	ENGINEERING	TESTING	LAND ACQUISITION	CONSTRUCTION	OTHER	TOTAL
PRIOR BDGTS					880,000	880,000
2019-2020						0
2020-2021						0
2021-2022						0
2022-2023						0
2023-2024						0
BEYOND 2024						0
TOTAL COST	0	0	0	0	880,000	880,000

PROJECT SPECIFICATIONS

PROJECT DESCRIPTION:

PROJECT JUSTIFICATION:

PROJECT PRIORITY: A

START DATE: N/A **EST TIME TO COMPLETE:** N/A

OPERATING BUDGET EFFECT:

NONE
 N/A
 SEE DETAIL

SHEET A 2019-2020/2023-2024 CAPITAL IMPROVEMENTS PROGRAM

PROJECT TITLE: Energy Renovations	PROJECT CATEGORY: Public Enterprise
PROJECT NUMBER: 051401	COUNCIL DISTRICT # N/A
DIVISION: Public Works	DEPARTMENT: Building Services

PROJECT BUDGET

REVENUE BREAKDOWN

REVENUE SOURCES					SALES TAX	TOTAL
PRIOR BDGTS					571,000	571,000
PRIOR EXP					279,415	279,415
BUDGET C/O					291,585	291,585
2019-2020						0
2020-2021						0
2021-2022						0
2022-2023						0
2023-2024						0
BEYOND 2024						0
TOTAL COST					571,000	571,000

EXPENDITURE BREAKDOWN

EXPENDITURE BREAKDOWN	ENGINEERING	TESTING	LAND ACQUISITION	CONSTRUCTION	OTHER	TOTAL
PRIOR BDGTS					571,000	571,000
2019-2020						0
2020-2021						0
2021-2022						0
2022-2023						0
2023-2024						0
BEYOND 2024						0
TOTAL COST					571,000	571,000

PROJECT SPECIFICATIONS

PROJECT DESCRIPTION:
 Various efforts toward conservation of energy at City facilities. Current projects include Trail light replacement, parking lot and exterior lighting, and Phase I Replacement of HVAC Controls at the Public Safety Complex.

PROJECT JUSTIFICATION:
 LED lights are rated at a 12 year cycle, with energy payback in 6 years. The HVAC control project at Public Safety will generate energy savings and better control of the systems.

PROJECT PRIORITY: B
START DATE: N/A **EST TIME TO COMPLETE:** N/A
OPERATING BUDGET EFFECT:
 NONE N/A SEE DETAIL

SHEET A 2019-2020/2023-2024 CAPITAL IMPROVEMENTS PROGRAM

PROJECT TITLE: Cenla Community College	PROJECT CATEGORY: Public Enterprise
PROJECT NUMBER: 051403	COUNCIL DISTRICT # N/A
DIVISION: Public Works	DEPARTMENT: Building Services

PROJECT BUDGET

REVENUE BREAKDOWN

REVENUE SOURCES				SALES TAX BONDS 2008	SALES TAX	TOTAL
PRIOR BDGTS				2,681,000	199,000	2,880,000
PRIOR EXP				2,681,000	58,824	2,739,824
BUDGET C/O				0	140,176	140,176
2019-2020						0
2020-2021						0
2021-2022						0
2022-2023						0
2023-2024						0
BEYOND 2024						0
TOTAL COST				2,681,000	199,000	2,880,000

EXPENDITURE BREAKDOWN

EXPENDITURE BREAKDOWN	ENGINEERING	TESTING	LAND ACQUISITION	CONSTRUCTION	OTHER	TOTAL
PRIOR BDGTS					2,880,000	2,880,000
2019-2020						0
2020-2021						0
2021-2022						0
2022-2023						0
2023-2024						0
BEYOND 2024						0
TOTAL COST					2,880,000	2,880,000

PROJECT SPECIFICATIONS

PROJECT DESCRIPTION:

The City responded to a request for proposals from the Louisiana Technical and Community College System which was searching for a location for a 2 year college in Central Louisiana. The City compiled graphics, research information, and other data in the response.

PROJECT JUSTIFICATION:

Locating the new college in Downtown Alexandria would greatly rejuvenate the area.

PROJECT PRIORITY:

START DATE: 2019

EST TIME TO COMPLETE:

2 Years

OPERATING BUDGET EFFECT:

NONE

N/A

SEE DETAIL

SHEET A 2019-2020/2023-2024 CAPITAL IMPROVEMENTS PROGRAM

PROJECT TITLE: Riverfront Improvements	PROJECT CATEGORY: Public Enterprise
PROJECT NUMBER: 051502	COUNCIL DISTRICT # N/A
DIVISION: Public Works	DEPARTMENT: Building Services

PROJECT BUDGET

REVENUE BREAKDOWN

REVENUE SOURCES	AD VALOREM TAX 2008	SALES TAX BONDS 2008	SALES TAX	TOTAL
PRIOR BDGTS	487,000	36,248	701,058	1,224,306
PRIOR EXP	87,380	36,248	636,898	760,526
BUDGET C/O	399,620	0	64,160	463,780
2019-2020				0
2020-2021				0
2021-2022				0
2022-2023				0
2023-2024				0
BEYOND 2024				0
TOTAL COST	487,000	36,248	701,058	1,224,306

EXPENDITURE BREAKDOWN

EXPENDITURE BREAKDOWN	ENGINEERING	TESTING	LAND ACQUISITION	CONSTRUCTION	OTHER	TOTAL
PRIOR BDGTS					1,224,306	1,224,306
2019-2020						0
2020-2021						0
2021-2022						0
2022-2023						0
2023-2024						0
BEYOND 2024						0
TOTAL COST					1,224,306	1,224,306

PROJECT SPECIFICATIONS

PROJECT DESCRIPTION:
Various projects including HVAC renovations, Clear Story Window rework to mitigate leaks, service aprons, plaza exit ramp, technology upgrades, and addition of an elevator in Area J.

PROJECT JUSTIFICATION:
Improvements are needed to keep the Riverfront Center functioning as a modern meeting center.

PROJECT PRIORITY: B

START DATE: 2016 **EST TIME TO COMPLETE:** Ongoing

OPERATING BUDGET EFFECT:
 NONE N/A SEE DETAIL

SHEET A 2019-2020/2023-2024 CAPITAL IMPROVEMENTS PROGRAM

PROJECT TITLE: Two Way Communications Upgrade	PROJECT CATEGORY: Public Enterprise
PROJECT NUMBER: 051503	COUNCIL DISTRICT # N/A
DIVISION: Public Works	DEPARTMENT: All

PROJECT BUDGET

REVENUE BREAKDOWN

REVENUE SOURCES	SALES TAX BONDS 2008		SALES TAX	TOTAL
PRIOR BDGTS		97,385	652,615	750,000
PRIOR EXP		97,385	638,958	736,343
BUDGET C/O		0	13,657	13,657
2019-2020				0
2020-2021				0
2021-2022				0
2022-2023				0
2023-2024				0
BEYOND 2024				0
TOTAL COST		97,385	652,615	750,000

EXPENDITURE BREAKDOWN

EXPENDITURE BREAKDOWN	ENGINEERING	TESTING	LAND ACQUISITION	CONSTRUCTION	OTHER	TOTAL
PRIOR BDGTS					750,000	750,000
2019-2020						0
2020-2021						0
2021-2022						0
2022-2023						0
2023-2024						0
BEYOND 2024						0
TOTAL COST					750,000	750,000

PROJECT SPECIFICATIONS

PROJECT DESCRIPTION:
Replace existing analog communications system with digital system.

PROJECT JUSTIFICATION:
Upgrade of the existing system required by Rapides Parish Communications District due to age.

PROJECT PRIORITY: B
START DATE: 2018 **EST TIME TO COMPLETE:** 1 Year
OPERATING BUDGET EFFECT:
 NONE N/A SEE DETAIL

SHEET A 2019-2020/2023-2024 CAPITAL IMPROVEMENTS PROGRAM

PROJECT TITLE: Convention Hall Improvements	PROJECT CATEGORY: Public Enterprise
PROJECT NUMBER: 051601	COUNCIL DISTRICT # N/A
DIVISION: Public Works	DEPARTMENT: All

PROJECT BUDGET

REVENUE BREAKDOWN

REVENUE SOURCES					SALES TAX	TOTAL
PRIOR BDGTS					203,000	203,000
PRIOR EXP					121,408	121,408
BUDGET C/O					81,592	81,592
2019-2020						0
2020-2021						0
2021-2022						0
2022-2023						0
2023-2024						0
BEYOND 2024						0
TOTAL COST					203,000	203,000

EXPENDITURE BREAKDOWN

EXPENDITURE BREAKDOWN	ENGINEERING	TESTING	LAND ACQUISITION	CONSTRUCTION	OTHER	TOTAL
PRIOR BDGTS					203,000	203,000
2019-2020						0
2020-2021						0
2021-2022						0
2022-2023						0
2023-2024						0
BEYOND 2024						0
TOTAL COST					203,000	203,000

PROJECT SPECIFICATIONS

PROJECT DESCRIPTION:
Technology upgrade and Kitchen Equipment replacement for Convention Hall.

PROJECT JUSTIFICATION:
Audio/Visual technology and kitchen equipment in Convention Hall are obsolete, with most of the kitchen equipment being placed in service in 1963 .

PROJECT PRIORITY: B

START DATE: 2017 **EST TIME TO COMPLETE:** 2 Years

OPERATING BUDGET EFFECT:
 NONE N/A SEE DETAIL

SHEET A 2019-2020/2023-2024 CAPITAL IMPROVEMENTS PROGRAM

PROJECT TITLE: Boiler Replacement City Hall	PROJECT CATEGORY: Public Enterprise
PROJECT NUMBER: 051602	COUNCIL DISTRICT # N/A
DIVISION: Public Works	DEPARTMENT: All

PROJECT BUDGET

REVENUE BREAKDOWN

REVENUE SOURCES					SALES TAX	TOTAL
PRIOR BDGTS					171,974	171,974
PRIOR EXP					171,556	171,556
BUDGET C/O					418	418
2019-2020						0
2020-2021						0
2021-2022						0
2022-2023						0
2023-2024						0
BEYOND 2024						0
TOTAL COST					171,974	171,974

EXPENDITURE BREAKDOWN

EXPENDITURE BREAKDOWN	ENGINEERING	TESTING	LAND ACQUISITION	CONSTRUCTION	OTHER	TOTAL
PRIOR BDGTS					171,974	171,974
2019-2020						0
2020-2021						0
2021-2022						0
2022-2023						0
2023-2024						0
BEYOND 2024						0
TOTAL COST					171,974	171,974

PROJECT SPECIFICATIONS

PROJECT DESCRIPTION: Replacement of City Hall Boiler.	
PROJECT JUSTIFICATION: Existing boiler has reached its useful life and frequently breaks down.	
PROJECT PRIORITY:	B
START DATE: 2018	EST TIME TO COMPLETE: 1 Year
OPERATING BUDGET EFFECT:	
<input type="checkbox"/> NONE	<input checked="" type="checkbox"/> N/A
	<input type="checkbox"/> SEE DETAIL

SHEET A 2019-2020/2023-2024 CAPITAL IMPROVEMENTS PROGRAM

PROJECT TITLE: Amphitheatre Improvements	PROJECT CATEGORY: Public Enterprise
PROJECT NUMBER: 051604	COUNCIL DISTRICT # N/A
DIVISION: Public Works	DEPARTMENT: All

PROJECT BUDGET

REVENUE BREAKDOWN

REVENUE SOURCES				SALES TAX	RED RIVER WATERWAY	TOTAL
PRIOR BDGTS				46,000	850,000	896,000
PRIOR EXP				43,117	623,383	666,500
BUDGET C/O				2,883	226,617	229,500
2019-2020						0
2020-2021						0
2021-2022						0
2022-2023						0
2023-2024						0
BEYOND 2024						0
TOTAL COST				46,000	850,000	896,000

EXPENDITURE BREAKDOWN

EXPENDITURE BREAKDOWN	ENGINEERING	TESTING	LAND ACQUISITION	CONSTRUCTION	OTHER	TOTAL
PRIOR BDGTS					896,000	896,000
2019-2020						0
2020-2021						0
2021-2022						0
2022-2023						0
2023-2024						0
BEYOND 2024						0
TOTAL COST					896,000	896,000

PROJECT SPECIFICATIONS

PROJECT DESCRIPTION:
New roof, painting, restrooms and green room.

PROJECT JUSTIFICATION:
Improvements will enhance use of the facility.

PROJECT PRIORITY: B
START DATE: 2018 **EST TIME TO COMPLETE:** 2 Years
OPERATING BUDGET EFFECT:
 NONE N/A SEE DETAIL

SHEET A 2019-2020/2023-2024 CAPITAL IMPROVEMENTS PROGRAM

PROJECT TITLE: Security Improvements	PROJECT CATEGORY: Public Enterprise
PROJECT NUMBER: 051702	COUNCIL DISTRICT # N/A
DIVISION: Public Works	DEPARTMENT: All

PROJECT BUDGET

REVENUE BREAKDOWN

REVENUE SOURCES					SALES TAX	TOTAL
PRIOR BDGTS					120,000	120,000
PRIOR EXP					67,814	67,814
BUDGET C/O					52,186	52,186
2019-2020					30,000	30,000
2020-2021					30,000	30,000
2021-2022						
2022-2023						
2023-2024						
BEYOND 2024						0
TOTAL COST					180,000	180,000

EXPENDITURE BREAKDOWN

EXPENDITURE BREAKDOWN	ENGINEERING	TESTING	LAND ACQUISITION	CONSTRUCTION	OTHER	TOTAL
PRIOR BDGTS					120,000	120,000
2019-2020					30,000	30,000
2020-2021					30,000	30,000
2021-2022						
2022-2023						
2023-2024						
BEYOND 2024						0
TOTAL COST					180,000	180,000

PROJECT SPECIFICATIONS

PROJECT DESCRIPTION: Centralization of security for City Facilities, including CCTB, Card Access and other measures.			
PROJECT JUSTIFICATION: The City needs to secure its equipment and employees to better serve its citizens.			
PROJECT PRIORITY:	B		
START DATE: 2018	EST TIME TO COMPLETE:	Ongoing	
OPERATING BUDGET EFFECT:	<input type="checkbox"/> NONE	<input checked="" type="checkbox"/> N/A	<input type="checkbox"/> SEE DETAIL

SHEET A 2019-2020/2023-2024 CAPITAL IMPROVEMENTS PROGRAM

PROJECT TITLE: Naval Reserve Building Demolition	PROJECT CATEGORY: Public Enterprise
PROJECT NUMBER: 051703	COUNCIL DISTRICT # N/A
DIVISION: Public Works	DEPARTMENT: All

PROJECT BUDGET

REVENUE BREAKDOWN

REVENUE SOURCES					SALES TAX	TOTAL
PRIOR BDGTS					104,000	104,000
PRIOR EXP					104,014	104,014
BUDGET C/O					(14)	(14)
2019-2020						
2020-2021						
2021-2022						
2022-2023						
2023-2024						
BEYOND 2024						0
TOTAL COST					104,000	104,000

EXPENDITURE BREAKDOWN

EXPENDITURE BREAKDOWN	ENGINEERING	TESTING	LAND ACQUISITION	CONSTRUCTION	OTHER	TOTAL
PRIOR BDGTS					104,000	104,000
2019-2020						
2020-2021						
2021-2022						
2022-2023						
2023-2024						
BEYOND 2024						0
TOTAL COST					104,000	104,000

PROJECT SPECIFICATIONS

PROJECT DESCRIPTION:
Demolition of Naval Reserve Building on Casson Street., along with the abatement of asbestos prior to demolition.

PROJECT JUSTIFICATION:
Building is deteriorated and no longer in use.

PROJECT PRIORITY: B

START DATE: 2018 **EST TIME TO COMPLETE:** 6 months

OPERATING BUDGET EFFECT:

NONE
 N/A
 SEE DETAIL

SHEET A 2019-2020/2023-2024 CAPITAL IMPROVEMENTS PROGRAM

PROJECT TITLE: Public Safety Datacenter Renovation	PROJECT CATEGORY: Public Enterprise
PROJECT NUMBER: 051704	COUNCIL DISTRICT # N/A
DIVISION: Public Works	DEPARTMENT: All

PROJECT BUDGET

REVENUE BREAKDOWN

REVENUE SOURCES					SALES TAX	TOTAL
PRIOR BDGTS					375,000	375,000
PRIOR EXP					23,800	23,800
BUDGET C/O					351,200	351,200
2019-2020						
2020-2021						
2021-2022						
2022-2023						
2023-2024						
BEYOND 2024						0
TOTAL COST					375,000	375,000

EXPENDITURE BREAKDOWN

EXPENDITURE BREAKDOWN	ENGINEERING	TESTING	LAND ACQUISITION	CONSTRUCTION	OTHER	TOTAL
PRIOR BDGTS					375,000	375,000
2019-2020						
2020-2021						
2021-2022						
2022-2023						
2023-2024						
BEYOND 2024						0
TOTAL COST					375,000	375,000

PROJECT SPECIFICATIONS

PROJECT DESCRIPTION:
Upgrade electrical service, backup power, fire suppression, and air conditioning. Remodel space and install raised floor tile.

PROJECT JUSTIFICATION:
Modernization of the existing center.

PROJECT PRIORITY: B

START DATE: 2019 **EST TIME TO COMPLETE:** 6 months

OPERATING BUDGET EFFECT:
 NONE X N/A SEE DETAIL

SHEET A 2019-2020/2023-2024 CAPITAL IMPROVEMENTS PROGRAM

PROJECT TITLE: Riverfront Center Waterproofing	PROJECT CATEGORY: Public Enterprise
PROJECT NUMBER: 051801	COUNCIL DISTRICT # N/A
DIVISION: Public Works	DEPARTMENT: All

PROJECT BUDGET

REVENUE BREAKDOWN

REVENUE SOURCES					SALES TAX	TOTAL
PRIOR BDGTS					861,200	861,200
PRIOR EXP						0
BUDGET C/O					861,200	861,200
2019-2020						
2020-2021						
2021-2022						
2022-2023						
2023-2024						
BEYOND 2024						0
TOTAL COST						861,200

EXPENDITURE BREAKDOWN

EXPENDITURE BREAKDOWN	ENGINEERING	TESTING	LAND ACQUISITION	CONSTRUCTION	OTHER	TOTAL
PRIOR BDGTS	67,600				793,600	861,200
2019-2020						
2020-2021						
2021-2022						
2022-2023						
2023-2024						
BEYOND 2024						0
TOTAL COST	67,600	0	0	0	793,600	861,200

PROJECT SPECIFICATIONS

PROJECT DESCRIPTION:
Repairs to protect the facility from water infiltration. This will include a recoat of the EIFS as well as detailed scaling around windows on the main level, checking of the flashing, and sealing. Damaged or missing flashing will be repaired or replaced, as well as cracked or deteriorated sealants.

PROJECT JUSTIFICATION:
Facility was constructed in 1996. Periodic recoating of the EIFS is required to prevent water intrusion.

PROJECT PRIORITY: B

START DATE: 2019 **EST TIME TO COMPLETE:** 1 Year

OPERATING BUDGET EFFECT:
 NONE X N/A SEE DETAIL

D. DRAINAGE

2019-2020/2023-2024 CAPITAL IMPROVEMENTS BUDGET

TABLE OF CONTENTS

DRAINAGE

		PAGE
250211	Acquisition-ROW/Servitudes	48
250421	Residential Ditch Closure	49
250512	Pump Station Repairs	50
250604	Chatlain Lake-Willow Glen Hudson	51
251003	Red River Levee Certification	52
251103	Masonic Drive RCB Extension	53
251104	Tangent Rail RCB	54
251105	Martin Park/Airview Terrace St & Drng	55
251701	Woodale Outfall/ Railrd Ave Ph 4	56
251702	Diversion Canal Reverse Flow System	57
251703	Rapides Avenue RCB Repair	58
251801	Mall Ditch Improvements	59
251802	Hwy 28 West Drainage Canal	60
251803	Martin Park Pump Additions	61

2019-2020

GENERAL CAPITAL PROJECTS
FIVE YEAR CAPITAL PLAN

DRAINAGE

PROJ #	PROJECT IDENTIFICATION	BUDGET C/O	FISCAL YEAR					TOTAL 5 YEAR	BEYOND 2024	TOTAL COST
			19-20	20-21	21-22	22-23	23-24			
250211	Acquisition-ROW/Servitudes	431,516						0		431,516
250421	Residential Ditch Closure	1,737,319	375,000	375,000	375,000	375,000	375,000	1,875,000		3,612,319
250512	Pump Station Repairs	129,862						0		129,862
250604	Chatlain Lake-Willow Glen Hudson	164,616						0		164,616
251003	Red River Levee Certification	35,284						0		35,284
251103	Masonic Drive RCB Extension	1,814,000						0		1,814,000
251104	Tangent Rail RCB	509,327						0		509,327
251105	Martin Park/Airview Terrace St & Dmg	999,382						0		999,382
251701	Woodale Outfall/ Railrd Ave Ph 4	1,317,484						0		1,317,484
251702	Diversion Canal Reverse Flow System	3,844						0		3,844
251703	Rapides Avenue RCB Repair	52,597						0		52,597
251801	Mall Ditch Improvements	289,125	500,000	500,000				1,000,000		1,289,125
251802	Hwy 28 West Drainage Canal	138,304	775,000					775,000		913,304
251803	Martin Park Pump Additions	16,845						0		16,845
Total Drainage		7,639,505	1,650,000	875,000	375,000	375,000	375,000	3,650,000	0	11,289,505

- * Project Number to be Assigned
- ⊕ New or Revised Projects
- ▨ Projects to be closed

SHEET A 2019-2020/2023-2024 CAPITAL IMPROVEMENTS PROGRAM

PROJECT TITLE: Right of Ways & Servitudes	PROJECT CATEGORY: Drainage
PROJECT NUMBER: 250211	COUNCIL DISTRICT # All
DIVISION: Public Works	DEPARTMENT: Engineering

PROJECT BUDGET

REVENUE BREAKDOWN

REVENUE SOURCES					SALES TAX	TOTAL
PRIOR BDGTS					670,000	670,000
PRIOR EXP					238,484	238,484
BUDGET C/O					431,516	431,516
2019-2020						
2020-2021						
2021-2022						
2022-2023						
2023-2024						
Future Funding						0
TOTAL COST					670,000	670,000

EXPENDITURE BREAKDOWN

EXPENDITURE BREAKDOWN	ENGINEERING	TESTING	LAND ACQUISITION	CONSTRUCTION	OTHER	TOTAL
PRIOR BDGTS			645,000		25,000	670,000
2019-2020						
2020-2021						
2021-2022						
2022-2023						
2023-2024						
Future Funding						0
TOTAL COST	0	0	645,000	0	25,000	670,000

PROJECT SPECIFICATIONS

PROJECT DESCRIPTION:
To purchase right-of-ways or servitudes from property owners for the Street Department.

PROJECT JUSTIFICATION:
Needed to maintain existing ditches in the City's corporate limits.

PROJECT PRIORITY: A

START DATE: Ongoing **EST TIME TO COMPLETE:** Ongoing

OPERATING BUDGET EFFECT:

NONE
 N/A
 SEE DETAIL

SHEET A 2019-2020/2023-2024 CAPITAL IMPROVEMENTS PROGRAM

PROJECT TITLE: Residential Drainage Ditch Closure	PROJECT CATEGORY: Drainage
PROJECT NUMBER: 250421	COUNCIL DISTRICT # All
DIVISION: Public Works	DEPARTMENT: Engineering

PROJECT BUDGET

REVENUE BREAKDOWN

REVENUE SOURCES	SALES TAX	PROPERTY TAX 2008	PROPERTY TAX 2008	LIMITED TAX BONDS 2008	PROPERTY TAX 2003	TOTAL
PRIOR BDGTS		1,247,000	2,437,377	2,553,463	3,258,162	9,496,002
PRIOR EXP			1,947,058	2,553,463	3,258,162	7,758,683
BUDGET C/O		1,247,000	490,319	0	0	1,737,319
2019-2020	375,000					375,000
2020-2021	375,000					375,000
2021-2022	375,000					375,000
2022-2023	375,000					375,000
2023-2024	375,000					375,000
Future Funding						0
TOTAL COST	1,875,000		2,437,377	2,553,463	3,258,162	11,371,002

EXPENDITURE BREAKDOWN

EXPENDITURE BREAKDOWN	ENGINEERING	TESTING	LAND ACQUISITION	CONSTRUCTION	OTHER	TOTAL
PRIOR BDGTS	650,000			8,846,002		9,496,002
2019-2020	50,000			325,000		375,000
2020-2021	50,000			325,000		375,000
2021-2022	50,000			325,000		375,000
2022-2023	50,000			325,000		375,000
2023-2024	50,000			325,000		375,000
Future Funding						0
TOTAL COST	900,000	0	0	10,471,002	0	11,371,002

PROJECT SPECIFICATIONS

PROJECT DESCRIPTION:

Closure of drainage ditches within residential areas.

PROJECT JUSTIFICATION:

Included as part of 2003 Property Tax Issue.

PROJECT PRIORITY:

START DATE: Ongoing

EST TIME TO COMPLETE: Ongoing

OPERATING BUDGET EFFECT:

NONE

N/A

SEE DETAIL

SHEET A 2019-2020/2023-2024 CAPITAL IMPROVEMENTS PROGRAM

PROJECT TITLE: Pump Station Repairs	PROJECT CATEGORY: Drainage
PROJECT NUMBER: 250512	COUNCIL DISTRICT # All
DIVISION: Public Works	DEPARTMENT: Engineering

PROJECT BUDGET

REVENUE BREAKDOWN

REVENUE SOURCES					SALES TAX	TOTAL
PRIOR BDGTS					185,000	185,000
PRIOR EXP					55,138	55,138
BUDGET C/O					129,862	129,862
2019-2020						
2020-2021						
2021-2022						
2022-2023						
2023-2024						
Future Funding						0
TOTAL COST					185,000	185,000

EXPENDITURE BREAKDOWN

EXPENDITURE BREAKDOWN	ENGINEERING	TESTING	LAND ACQUISITION	CONSTRUCTION	OTHER	TOTAL
PRIOR BDGTS				185,000		185,000
2019-2020						
2020-2021						
2021-2022						
2022-2023						
2023-2024						
Future Funding						0
TOTAL COST	0	0	0	185,000	0	185,000

PROJECT SPECIFICATIONS

PROJECT DESCRIPTION:
Needed repairs to existing pump stations.

PROJECT JUSTIFICATION:
The City has numerous pump stations and in lieu of having individual projects for making repairs to our pump stations this account is established.

PROJECT PRIORITY: A

START DATE: On Going **EST TIME TO COMPLETE:** On Going

OPERATING BUDGET EFFECT:
 NONE N/A SEE DETAIL

SHEET A 2019-2020/2023-2024 CAPITAL IMPROVEMENTS PROGRAM

PROJECT TITLE: Chatlain Lake Canal - Willow Glen to Hudson	PROJECT CATEGORY: Drainage
PROJECT NUMBER: 250604	COUNCIL DISTRICT # 3
DIVISION: Public Works	DEPARTMENT: Engineering

PROJECT BUDGET

REVENUE BREAKDOWN

REVENUE SOURCES	STATE FUNDS	SALES TAX	SALES TAX BONDS 2004	TOTAL
PRIOR BDGTS	1,890,000	434,320	680	2,325,000
PRIOR EXP	1,890,000	269,704	680	2,160,384
BUDGET C/O	0	164,616	0	164,616
2019-2020				
2020-2021				
2021-2022				
2022-2023				
2023-2024				
Future Funding				0
TOTAL COST	1,890,000	434,320	680	2,325,000

EXPENDITURE BREAKDOWN

EXPENDITURE BREAKDOWN	ENGINEERING	TESTING	LAND ACQUISITION	CONSTRUCTION	OTHER	TOTAL
PRIOR BDGTS	140,000		95,000	2,090,000		2,325,000
2019-2020						
2020-2021						
2021-2022						
2022-2023						
2023-2024						
Future Funding						0
TOTAL COST	140,000	0	95,000	2,090,000	0	2,325,000

PROJECT SPECIFICATIONS

PROJECT DESCRIPTION:
Improve existing earthen channel by extending concrete-lining.

PROJECT JUSTIFICATION:
South Alexandria experiences flooding along the drainage way. Improvements are needed to allow greater volumes of water flow.

PROJECT PRIORITY: A

START DATE: 2019 **EST TIME TO COMPLETE:** Two Months

OPERATING BUDGET EFFECT:

NONE
 N/A
 SEE DETAIL

SHEET A 2019-2020/2023-2024 CAPITAL IMPROVEMENTS PROGRAM

PROJECT TITLE: Red River Levee Certification	PROJECT CATEGORY: Drainage
PROJECT NUMBER: 251003	COUNCIL DISTRICT # 2
DIVISION: Public Works	DEPARTMENT: Engineering

PROJECT BUDGET

REVENUE BREAKDOWN

REVENUE SOURCES					SALES TAX	TOTAL
PRIOR BDGTS					300,000	300,000
PRIOR EXP					264,716	264,716
BUDGET C/O					35,284	35,284
2019-2020						
2020-2021						
2021-2022						
2022-2023						
2023-2024						
Future Funding						0
TOTAL COST					300,000	300,000

EXPENDITURE BREAKDOWN

EXPENDITURE BREAKDOWN	ENGINEERING	TESTING	LAND ACQUISITION	CONSTRUCTION	OTHER	TOTAL
PRIOR BDGTS					300,000	300,000
2019-2020						
2020-2021						
2021-2022						
2022-2023						
2023-2024						
Future Funding						0
TOTAL COST	0	0	0	0	300,000	300,000

PROJECT SPECIFICATIONS

PROJECT DESCRIPTION:

Certification of Red River Levee in cooperation with the Red River, Atchafalaya, and Bayou Bouef Levee and Drainage District(RRABB).

PROJECT JUSTIFICATION:

Due to flood hazard remapping efforts by the Federal Emergency Management Agency (FEMA), the Red River Levee was not certified by the US Army Corps of Engineers and accredited by FEMA because of issues with sand boils in close proximity to the levee. As this de-accreditation would have a significant negative economic impact within the City and Parish, the City will enter into a cooperative endeavor agreement with RRABB to secure certification and accreditation.

PROJECT PRIORITY:

START DATE: N/A **EST TIME TO COMPLETE:** N/A

OPERATING BUDGET EFFECT:

X NONE N/A SEE DETAIL

SHEET A 2019-2020/2023-2024 CAPITAL IMPROVEMENTS PROGRAM

PROJECT TITLE: Masonic Drive RCB Extension	PROJECT CATEGORY: Drainage
PROJECT NUMBER: 251103	COUNCIL DISTRICT # 4
DIVISION: Public Works	DEPARTMENT: Engineering

PROJECT BUDGET

REVENUE BREAKDOWN

REVENUE SOURCES				STATE FUNDS	SALES TAX	TOTAL
PRIOR BDGTS				1,614,000	200,000	1,814,000
PRIOR EXP						0
BUDGET C/O				1,614,000	200,000	1,814,000
2019-2020						
2020-2021						
2021-2022						
2022-2023						
2023-2024						
Future Funding						0
TOTAL COST				1,614,000	200,000	1,814,000

EXPENDITURE BREAKDOWN

EXPENDITURE BREAKDOWN	ENGINEERING	TESTING	LAND ACQUISITION	CONSTRUCTION	OTHER	TOTAL
PRIOR BDGTS	200,000			1,614,000		1,814,000
2019-2020						
2020-2021						
2021-2022						
2022-2023						
2023-2024						
Future Funding						0
TOTAL COST	200,000	0	0	1,614,000	0	1,814,000

PROJECT SPECIFICATIONS

PROJECT DESCRIPTION:
Construction of Box Culvert under Masonic Drive.

PROJECT JUSTIFICATION:
Decrease flooding of Shirley Park, Nutley Grove, and Cypress Addition Subdivision.

PROJECT PRIORITY: A
START DATE: N/A **EST TIME TO COMPLETE:** N/A
OPERATING BUDGET EFFECT:
 NONE N/A SEE DETAIL

SHEET A 2019-2020/2023-2024 CAPITAL IMPROVEMENTS PROGRAM

PROJECT TITLE: Tangent Rail RCB	PROJECT CATEGORY: Drainage
PROJECT NUMBER: 251104	COUNCIL DISTRICT # 3
DIVISION: Public Works	DEPARTMENT: Engineering

PROJECT BUDGET

REVENUE BREAKDOWN

REVENUE SOURCES					PROPERTY TAX 2008	TOTAL
PRIOR BDGTS					850,000	850,000
PRIOR EXP					340,673	340,673
BUDGET C/O					509,327	509,327
2019-2020						
2020-2021						
2021-2022						
2022-2023						
2023-2024						
Future Funding						0
TOTAL COST					850,000	850,000

EXPENDITURE BREAKDOWN

EXPENDITURE BREAKDOWN	ENGINEERING	TESTING	LAND ACQUISITION	CONSTRUCTION	OTHER	TOTAL
PRIOR BDGTS	150,000			700,000		850,000
2019-2020						
2020-2021						
2021-2022						
2022-2023						
2023-2024						
Future Funding						0
TOTAL COST	150,000	0	0	700,000	0	850,000

PROJECT SPECIFICATIONS

PROJECT DESCRIPTION:

Replace existing 66" Corrugated Metal Pipe with double 9' by 9' Reinforced Concrete Box at railroad spur track at Durawood Plant within Hynson Bayou.

PROJECT JUSTIFICATION:

Alleviation of obstruction at this location and improvement of flow (hydraulic grade line) of Hynson Bayou, one of the City's major drainage outfalls.

PROJECT PRIORITY:

A

START DATE: 2019

EST TIME TO COMPLETE: 1 Year

OPERATING BUDGET EFFECT:

NONE

N/A

SEE DETAIL

SHEET A 2019-2020/2023-2024 CAPITAL IMPROVEMENTS PROGRAM

PROJECT TITLE: Martin Park/Airview Terrace Street & Drainage	PROJECT CATEGORY: Drainage
PROJECT NUMBER: 251105	COUNCIL DISTRICT # 2
DIVISION: Public Works	DEPARTMENT: Engineering

PROJECT BUDGET

REVENUE BREAKDOWN

REVENUE SOURCES					PROPERTY TAX 2008	TOTAL
PRIOR BDGTS					999,382	999,382
PRIOR EXP						0
BUDGET C/O					999,382	999,382
2019-2020						
2020-2021						
2021-2022						
2022-2023						
2023-2024						
Future Funding						0
TOTAL COST					0	999,382

EXPENDITURE BREAKDOWN

EXPENDITURE BREAKDOWN	ENGINEERING	TESTING	LAND ACQUISITION	CONSTRUCTION	OTHER	TOTAL
PRIOR BDGTS				999,382		999,382
2019-2020						
2020-2021						
2021-2022						
2022-2023						
2023-2024						
Future Funding						0
TOTAL COST	0	0	0	999,382	0	999,382

PROJECT SPECIFICATIONS

PROJECT DESCRIPTION:

Provide relief structures through existing at rear of Martin Park Subdivision, and replacement of deteriorated corrugated metal pipe within drainage easement between Martin Park and Airview Terrace subdivisions.

PROJECT JUSTIFICATION:

Help prevent home flooding in the area of Spencer Street.

PROJECT PRIORITY:

START DATE: 2019

A
EST TIME TO COMPLETE: 2 Years

OPERATING BUDGET EFFECT:

NONE
 N/A
 SEE DETAIL

SHEET A 2019-2020/2023-2024 CAPITAL IMPROVEMENTS PROGRAM

PROJECT TITLE: Woodale Outfall/ Railrd Ave Ph 4	PROJECT CATEGORY: Drainage
PROJECT NUMBER: 251701	COUNCIL DISTRICT # 1
DIVISION: Public Works	DEPARTMENT: Engineering

PROJECT BUDGET

REVENUE BREAKDOWN

REVENUE SOURCES					PROPERTY TAX 2008	TOTAL
PRIOR BDGTS					1,350,000	1,350,000
PRIOR EXP					32,516	32,516
BUDGET C/O					1,317,484	1,317,484
2019-2020						0
2020-2021						0
2021-2022						0
2022-2023						0
2023-2024						0
Future Funding						0
TOTAL COST						1,350,000

EXPENDITURE BREAKDOWN

EXPENDITURE BREAKDOWN	ENGINEERING	TESTING	LAND ACQUISITION	CONSTRUCTION	OTHER	TOTAL
PRIOR BDGTS					1,350,000	1,350,000
2019-2020						0
2020-2021						0
2021-2022						0
2022-2023						0
2023-2024						0
Future Funding						0
TOTAL COST	0	0	0	0	1,350,000	1,350,000

PROJECT SPECIFICATIONS

PROJECT DESCRIPTION:

Final phase to provide outfall for Woodale Drainage Improvements constructed in 2007. This will consist of installation of a double line of reinforced concrete box culverts at the end of the Sycamore Grove Subdivision parallel with the Union Pacific Railroad.

PROJECT JUSTIFICATION:

This will provide the hydraulic and hydrologic relief to the residential and commercial developments along Enterprise Road and the North Bolton (LA 1) corridors comprising 175 acres.

PROJECT PRIORITY:

START DATE: 2018

EST TIME TO COMPLETE: 2 Years

OPERATING BUDGET EFFECT:

NONE

N/A

SEE DETAIL

SHEET A 2019-2020/2023-2024 CAPITAL IMPROVEMENTS PROGRAM

PROJECT TITLE: Diversion Canal Reverse Flow System	PROJECT CATEGORY: Drainage
PROJECT NUMBER: 251702	COUNCIL DISTRICT # 1
DIVISION: Public Works	DEPARTMENT: Engineering

PROJECT BUDGET

REVENUE BREAKDOWN

REVENUE SOURCES				SALES TAX	TOTAL
PRIOR BDGTS				75,000	75,000
PRIOR EXP				71,156	71,156
BUDGET C/O				3,844	3,844
2019-2020					0
2020-2021					0
2021-2022					0
2022-2023					0
2023-2024					0
Future Funding					0
TOTAL COST				0	75,000

EXPENDITURE BREAKDOWN

EXPENDITURE BREAKDOWN	ENGINEERING	TESTING	LAND ACQUISITION	CONSTRUCTION	OTHER	TOTAL
PRIOR BDGTS					75,000	75,000
2019-2020						0
2020-2021						0
2021-2022						0
2022-2023						0
2023-2024						0
Future Funding						0
TOTAL COST	0	0	0	0	75,000	75,000

PROJECT SPECIFICATIONS

PROJECT DESCRIPTION:

PROJECT JUSTIFICATION:

PROJECT PRIORITY: A
START DATE: N/A **EST TIME TO COMPLETE:** N/A
OPERATING BUDGET EFFECT:
 NONE N/A SEE DETAIL

SHEET A 2019-2020/2023-2024 CAPITAL IMPROVEMENTS PROGRAM

PROJECT TITLE: Rapides Avenue RCB Repair	PROJECT CATEGORY: Drainage
PROJECT NUMBER: 251703	COUNCIL DISTRICT # 1
DIVISION: Public Works	DEPARTMENT: Engineering

PROJECT BUDGET

REVENUE BREAKDOWN

REVENUE SOURCES					PROPERTY TAX 2008	TOTAL
PRIOR BDGTS					450,000	450,000
PRIOR EXP					397,403	397,403
BUDGET C/O					52,597	52,597
2019-2020						
2020-2021						
2021-2022						
2022-2023						
2023-2024						
Future Funding						0
TOTAL COST					0	450,000

EXPENDITURE BREAKDOWN

EXPENDITURE BREAKDOWN	ENGINEERING	TESTING	LAND ACQUISITION	CONSTRUCTION	OTHER	TOTAL
PRIOR BDGTS					450,000	450,000
2019-2020						
2020-2021						
2021-2022						
2022-2023						
2023-2024						
Future Funding						0
TOTAL COST	0	0	0	0	450,000	450,000

PROJECT SPECIFICATIONS

PROJECT DESCRIPTION:

Repair of existing failed Reinforced Concrete Box Culvert (Outfall for Texas Avenue Drainage) and replacement of removed flood control gate into Bayou Rapides.

PROJECT JUSTIFICATION:

Existing RCB has failed and settlement of subsurface material is manifested in street surfacing. Replacement of flood control gate removed during construction of service crossing will provide additional protection to low lying areas of Bayou Rapides outfall (Texas Avenue).

PROJECT PRIORITY:

A

START DATE: 2018

EST TIME TO COMPLETE: 1 Year

OPERATING BUDGET EFFECT:

NONE

N/A

SEE DETAIL

SHEET A 2019-2020/2023-2024 CAPITAL IMPROVEMENTS PROGRAM

PROJECT TITLE: Mall Ditch Improvements	PROJECT CATEGORY: Drainage
PROJECT NUMBER: 251801	COUNCIL DISTRICT # 4
DIVISION: Public Works	DEPARTMENT: Engineering

PROJECT BUDGET

REVENUE BREAKDOWN

REVENUE SOURCES				PROPERTY TAX 2008	SALES TAX	TOTAL
PRIOR BDGTS				325,000		325,000
PRIOR EXP				35,875		35,875
BUDGET C/O				289,125		289,125
2019-2020					500,000	500,000
2020-2021					500,000	500,000
2021-2022						
2022-2023						
2023-2024						
Future Funding						0
TOTAL COST					0	1,325,000

EXPENDITURE BREAKDOWN

EXPENDITURE BREAKDOWN	ENGINEERING	TESTING	LAND ACQUISITION	CONSTRUCTION	OTHER	TOTAL
PRIOR BDGTS				325,000		325,000
2019-2020				500,000		500,000
2020-2021				500,000		500,000
2021-2022						
2022-2023						
2023-2024						
Future Funding						0
TOTAL COST	0	0	0	1,325,000	0	1,325,000

PROJECT SPECIFICATIONS

PROJECT DESCRIPTION:

Construct concrete-lined vertical wall ditch to replace existing earthen ditch that is undergoing severe erosion.

PROJECT JUSTIFICATION:

This will eliminate the existing unsightly and labor intensive open channel. Continued erosion of the slope will have negative impacts on the adjoining property owners with loss of improvements and property.

PROJECT PRIORITY:

A

START DATE: 2021

EST TIME TO COMPLETE: 2 Years

OPERATING BUDGET EFFECT:

NONE

N/A

SEE DETAIL

SHEET A 2019-2020/2023-2024 CAPITAL IMPROVEMENTS PROGRAM

PROJECT TITLE: Hwy 28 West Drainage Canal	PROJECT CATEGORY: Drainage
PROJECT NUMBER: 251802	COUNCIL DISTRICT # 1,5
DIVISION: Public Works	DEPARTMENT: Engineering

PROJECT BUDGET

REVENUE BREAKDOWN

REVENUE SOURCES					SALES TAX	TOTAL
PRIOR BDGTS					150,000	150,000
PRIOR EXP					11,696	11,696
BUDGET C/O					138,304	138,304
2019-2020					775,000	775,000
2020-2021						
2021-2022						
2022-2023						
2023-2024						
Future Funding						0
TOTAL COST					775,000	925,000

EXPENDITURE BREAKDOWN

EXPENDITURE BREAKDOWN	ENGINEERING	TESTING	LAND ACQUISITION	CONSTRUCTION	OTHER	TOTAL
PRIOR BDGTS				150,000		150,000
2019-2020				775,000		775,000
2020-2021						
2021-2022						
2022-2023						
2023-2024						
Future Funding						0
TOTAL COST	0	0	0	925,000	0	925,000

PROJECT SPECIFICATIONS

PROJECT DESCRIPTION:

Construction of an earthen ditch approximately 8,000 feet long, varying in width from 8' to 20' and in depth from 6' to 14'. It will proceed from The Meadows to the Diversion Canal.

PROJECT JUSTIFICATION:

This will provide outfall for the development of roughly 330 acres for residential and commercial use.

PROJECT PRIORITY:

START DATE: 2020

EST TIME TO COMPLETE: 1 Year

OPERATING BUDGET EFFECT:

NONE

N/A

SEE DETAIL

SHEET A 2019-2020/2023-2024 CAPITAL IMPROVEMENTS PROGRAM

PROJECT TITLE: Martin Park Pump Additions	PROJECT CATEGORY: Drainage
PROJECT NUMBER: 251803	COUNCIL DISTRICT # 2
DIVISION: Public Works	DEPARTMENT: Engineering

PROJECT BUDGET

REVENUE BREAKDOWN

REVENUE SOURCES					PROPERTY TAX 2008	TOTAL
PRIOR BDGTS					395,000	395,000
PRIOR EXP					378,155	378,155
BUDGET C/O					16,845	16,845
2019-2020						
2020-2021						
2021-2022						
2022-2023						
2023-2024						
Future Funding						0
TOTAL COST					0	395,000

EXPENDITURE BREAKDOWN

EXPENDITURE BREAKDOWN	ENGINEERING	TESTING	LAND ACQUISITION	CONSTRUCTION	OTHER	TOTAL
PRIOR BDGTS				395,000		395,000
2019-2020						
2020-2021						
2021-2022						
2022-2023						
2023-2024						
Future Funding						0
TOTAL COST	0	0	0	395,000	0	395,000

PROJECT SPECIFICATIONS

PROJECT DESCRIPTION:

PROJECT JUSTIFICATION:

PROJECT PRIORITY: A

START DATE: 2019 **EST TIME TO COMPLETE:** 1 Year

OPERATING BUDGET EFFECT:

NONE N/A SEE DETAIL

2019-2020 CAPITAL IMPROVEMENT BUDGET

*****This Page Intentionally Left Blank*****

E. STREETS

2019-2020/2023-2024 CAPITAL IMPROVEMENTS BUDGET

TABLE OF CONTENTS

STREETS

		PAGE
268823	Street, Drainage, Sidewalk Repairs	66
269007	Sugarhouse Road - Phase 1	67
269801	Jackson St at Horseshoe Drive	68
260407	Street Repairs	69
260507	Aerial Photography	70
260604	North Mall-North to Sterkx	71
260608	Land Acquisitions	72
261002	Traffic Signals Renovations	73
261203	Masonic Corridor Ph 2	74
261302	Directional Signage & Striping	75
261304	Versailles Lighting	76
261501	Hudson Bridge Chatlain Canal	77
261602	MPO Panel Replacement	78
261603	Industrial Park Road Reconstruction	79
261701	City Park Bridge Repairs	80
261702	Horseshoe Drive Improvements	81
261801	N. 16th Street Bridge Replacement	82
261802	Pitts St/Broadway to Applewhite	83
261901	MacArthur @ Jackson	84

2019-2020

COMBINED CAPITAL PROJECTS
SOURCES OF FUNDING SUMMARY

STREETS

PROJECT IDENTIFICATION	SALES TAXES	AD VAL TAX- 14	AD VAL TAX- 18	FEDERAL FUNDS	STATE FUNDS	UTILITY FUND	OTHER	TOTALS
Street, Drain, Sidewalk Repr	375,000							375,000
Street Improvements	50,000							50,000
Aerial Photography	15,000							15,000
Traffic Signal Renovations	25,000							25,000
Directional Signage Imp	50,000							50,000
Total Streets	515,000	0	0	0	0	0	0	515,000

2019-2020

GENERAL CAPITAL PROJECTS
FIVE YEAR CAPITAL PLAN

STREETS

PROJ #	PROJECT IDENTIFICATION	BUDGET C/O	FISCAL YEAR					TOTAL 5 YEAR	BEYOND 2024	TOTAL COST	
			19-20	20-21	21-22	22-23	23-24				
269823	Street, Drainage, Sidewalk Repairs	3,344,818	375,000	375,000	375,000	375,000	375,000	1,875,000		5,219,818	
269007	Sugarhouse Road - Phase 1	7,531,919						0	3,500,000	11,031,919	
269801	Jackson St at Horseshoe Drive	107,352						0		107,352	
260407	Street Repairs	183,892	50,000	50,000	50,000	50,000	50,000	250,000		433,892	
260507	Aerial Photography	200,554	15,000	15,000	15,000	15,000	15,000	75,000		275,554	
260904	North Mall-North to Sterks	462,992						0	3,000,000	3,462,992	
260608	Land Acquisitions	194,559		50,000				50,000		244,559	
261002	Traffic Signals Renovations	282,281	25,000					25,000		307,281	
261203	Masonic Corridor Ph 2	1,903,988						0		1,903,988	
261302	Directional Signage & Striping	101,377	50,000	50,000	50,000	50,000	50,000	250,000		351,377	
261304	Versailles Lighting	245,542						0		245,542	
261501	Hudson Bridge Chatlain Canal	85,562						0		85,562	
261602	MPO Panel Replacement	559,393						0		559,393	
261603	Industrial Park Road Reconstruction	630,266						0		630,266	
261701	City Park Bridge Repairs	27,115						0		27,115	
261702	Horseshoe Drive Improvements	12,209						0		12,209	
261801	N. 16th Street Bridge Replacement	1,700,000						0		1,700,000	
261802	Pitts St/Broadway to Applewhite	645,000						0		645,000	
261901	MacArthur Drive @ Jackson	267,423						0		267,423	
Total Streets			18,486,042	515,000	540,000	490,000	490,000	490,000	2,525,000	6,500,000	27,511,042

* Project Number to be Assigned

⊕ New or Revised Projects

▨ Projects to be closed

SHEET A 2019-2020/2023-2024 CAPITAL IMPROVEMENTS PROGRAM

PROJECT TITLE: Street, Drainage, Sidewalk Repairs	PROJECT CATEGORY: Streets
PROJECT NUMBER: 268823	COUNCIL DISTRICT # All
DIVISION: Public Works	DEPARTMENT: Engineering

PROJECT BUDGET

REVENUE BREAKDOWN

REVENUE SOURCES	PROPERTY TAX - 2018	SALES TAX BONDS 2008	PROPERTY TAX - 2008	SALES TAX	SALES TAX BONDS	TOTAL
PRIOR BDGTS	2,119,000	1,334,273	724,400	5,815,372	469,245	10,462,290
PRIOR EXP	221,986	1,334,273	658,638	4,433,530	469,245	7,117,672
BUDGET C/O	1,897,014	0	65,762	1,381,842	0	3,344,618
2019-2020				375,000		375,000
2020-2021				375,000		375,000
2021-2022				375,000		375,000
2022-2023				375,000		375,000
2023-2024				375,000		375,000
Future Funding						0
TOTAL COST				7,690,372	0	12,337,290

EXPENDITURE BREAKDOWN

EXPENDITURE BREAKDOWN	ENGINEERING	TESTING	LAND ACQUISITION	CONSTRUCTION	OTHER	TOTAL
PRIOR BDGTS	183,000	27,500		10,215,790	36,000	10,462,290
2019-2020				375,000		375,000
2020-2021				375,000		375,000
2021-2022				375,000		375,000
2022-2023				375,000		375,000
2023-2024				375,000		375,000
Future Funding						0
TOTAL COST	183,000	27,500	0	12,090,790	36,000	12,337,290

PROJECT SPECIFICATIONS

PROJECT DESCRIPTION:
Repairs to street, drainage and sidewalk infrastructure which have failed and need to be repaired.

PROJECT JUSTIFICATION:
To alleviate deteriorated street conditions.

PROJECT PRIORITY: A

START DATE: On Going **EST TIME TO COMPLETE:** As Needed

OPERATING BUDGET EFFECT:
 NONE N/A SEE DETAIL

SHEET A 2019-2020/2023-2024 CAPITAL IMPROVEMENTS PROGRAM

PROJECT TITLE: Sugarhouse Road Phase 1	PROJECT CATEGORY: Streets
PROJECT NUMBER: 269007	COUNCIL DISTRICT # 3
DIVISION: Public Works	DEPARTMENT: Engineering

PROJECT BUDGET

REVENUE BREAKDOWN

REVENUE SOURCES	SALES TAX	STATE FUNDS	PROPERTY TAX 2008	UTILITY FUNDS	SALES TAX BONDS 2008	TOTAL
PRIOR BDGTS	1,604,291	7,200,000	1,487,656	953,713	1,569,376	12,815,036
PRIOR EXP	1,512,739		1,487,656	713,346	1,569,376	5,283,117
BUDGET C/O	91,552	7,200,000	0	240,367	0	7,531,919
2019-2020						
2020-2021						
2021-2022						
2022-2023						
2023-2024						
Future Funding	700,000	2,800,000				3,500,000
TOTAL COST	2,304,291	10,000,000	1,487,656	953,713	0	16,315,036

EXPENDITURE BREAKDOWN

EXPENDITURE BREAKDOWN	ENGINEERING	TESTING	LAND ACQUISITION	CONSTRUCTION	OTHER	TOTAL
PRIOR BDGTS	457,903	7,863	624,796	11,625,710	98,764	12,815,036
2019-2020						
2020-2021						
2021-2022						
2022-2023						
2023-2024						
Future Funding				3,500,000		3,500,000
TOTAL COST	457,903	7,863	624,796	15,125,710	98,764	16,315,036

PROJECT SPECIFICATIONS

PROJECT DESCRIPTION:

Construct two traffic lanes measuring 12' wide with 10' and 8' shoulders along with necessary street and drainage appurtenances from the relocation of New York Ave. (La. 1208-1) along Sugarhouse Road towards Bayou Hynson approximately 1100 linear feet past Lincoln Road.

PROJECT JUSTIFICATION:

Drainage improvements are needed to accommodate the required drainage for the relocation of New York Ave. (La. 1208-1) since our existing drainage facilities will be unable to handle the increased design flow from La 1208-1 to Bayou Hynson. The Master Street Plan indicates a proposed street improvement connecting MacArthur Drive To La. Highway 1. By implementing the Master Street Plan we will not only construct a proposed street improvement but also construct drainage improvements which are shown on the Master Drainage Plan.

PROJECT PRIORITY:

A

START DATE: 2021

EST TIME TO COMPLETE: 2 Years

OPERATING BUDGET EFFECT:

NONE
 N/A
 SEE DETAIL

SHEET A 2019-2020/2023-2024 CAPITAL IMPROVEMENTS PROGRAM

PROJECT TITLE: Jackson Street at Horseshoe Drive	PROJECT CATEGORY: Streets
PROJECT NUMBER: 269801	COUNCIL DISTRICT # 4 & 5
DIVISION: Public Works	DEPARTMENT: Engineering

PROJECT BUDGET

REVENUE BREAKDOWN

REVENUE SOURCES				SALES TAX	FEDERAL FUNDS	TOTAL
PRIOR BDGTS				727,000		727,000
PRIOR EXP				619,648		619,648
BUDGET C/O				107,352		107,352
2019-2020						
2020-2021						
2021-2022						
2022-2023						
2023-2024						
Future Funding						0
TOTAL COST				204,500	0	727,000

EXPENDITURE BREAKDOWN

EXPENDITURE BREAKDOWN	ENGINEERING	TESTING	LAND ACQUISITION	CONSTRUCTION	OTHER	TOTAL
PRIOR BDGTS	126,000	3,500	180,500	402,000	15,000	727,000
2019-2020						
2020-2021						
2021-2022						
2022-2023						
2023-2024						
Future Funding						0
TOTAL COST	126,000	3,500	180,500	402,000	15,000	727,000

PROJECT SPECIFICATIONS

PROJECT DESCRIPTION:

Installation of 8" concrete pavement with curb, reinforce concrete pipe, catch basins, traffic control devices and all required street and drainage appurtenances at the intersection of Jackson Street and Horseshoe Drive.

PROJECT JUSTIFICATION:

Reconstruct the intersection of Jackson Street and Horseshoe Drive due to increase traffic flow. Horseshoe Drive to be widen from two lanes to three lanes, Twin Bridges Road from two lanes to three lanes, Jackson Street from four lanes to five lanes and Lodi Road from two lanes to four lanes.

PROJECT PRIORITY:

A

START DATE: 2021

EST TIME TO COMPLETE: 2 Years

OPERATING BUDGET EFFECT:

NONE

N/A

SEE DETAIL

SHEET A 2019-2020/2023-2024 CAPITAL IMPROVEMENTS PROGRAM

PROJECT TITLE: Street Improvements & Repair	PROJECT CATEGORY: Streets
PROJECT NUMBER: 260407	COUNCIL DISTRICT # All
DIVISION: Public Works	DEPARTMENT: Engineering

PROJECT BUDGET

REVENUE BREAKDOWN

REVENUE SOURCES	SALES TAX	SALES TAX BONDS 2008	LIMITED TAX BONDS 2008	PROPERTY TAX 2008	PROPERTY TAX 2003	TOTAL
PRIOR BDGTS	158,559	244,854	986,508	834,141	2,883,070	5,107,132
PRIOR EXP	134,200	244,854	986,508	674,608	2,883,070	4,923,240
BUDGET C/O	24,359	0	0	159,533	0	183,892
2019-2020	50,000					50,000
2020-2021	50,000					50,000
2021-2022	50,000					50,000
2022-2023	50,000					50,000
2023-2024	50,000					50,000
Future Funding						0
TOTAL COST	408,559	244,854	986,508	834,141	0	5,357,132

EXPENDITURE BREAKDOWN

EXPENDITURE BREAKDOWN	ENGINEERING	TESTING	LAND ACQUISITION	CONSTRUCTION	OTHER	TOTAL
PRIOR BDGTS	150,000			4,957,132		5,107,132
2019-2020				50,000		50,000
2020-2021				50,000		50,000
2021-2022				50,000		50,000
2022-2023				50,000		50,000
2023-2024				50,000		50,000
Future Funding						0
TOTAL COST	150,000	0	0	5,207,132	0	5,357,132

PROJECT SPECIFICATIONS

PROJECT DESCRIPTION:
Repair streets though out City.

PROJECT JUSTIFICATION:
There are numerous streets that have failed concrete pavement which needs to be repaired. The 2003 Property Tax call includes funds, that can be made available to assist in repairing streets.

PROJECT PRIORITY: A

START DATE: Ongoing **EST TIME TO COMPLETE:** Ongoing

OPERATING BUDGET EFFECT:
 NONE N/A SEE DETAIL

SHEET A 2019-2020/2023-2024 CAPITAL IMPROVEMENTS PROGRAM

PROJECT TITLE: Aerial Photography	PROJECT CATEGORY: Streets
PROJECT NUMBER: 260507	COUNCIL DISTRICT # All
DIVISION: Public Works	DEPARTMENT: Engineering

PROJECT BUDGET

REVENUE BREAKDOWN

REVENUE SOURCES					SALES TAX	TOTAL
PRIOR BDGTS					335,000	335,000
PRIOR EXP					134,446	134,446
BUDGET C/O					200,554	200,554
2019-2020					15,000	15,000
2020-2021					15,000	15,000
2021-2022					15,000	15,000
2022-2023					15,000	15,000
2023-2024					15,000	15,000
Future Funding						0
TOTAL COST					410,000	410,000

EXPENDITURE BREAKDOWN

EXPENDITURE BREAKDOWN	ENGINEERING	TESTING	LAND ACQUISITION	CONSTRUCTION	OTHER	TOTAL
PRIOR BDGTS					335,000	335,000
2019-2020					15,000	15,000
2020-2021					15,000	15,000
2021-2022					15,000	15,000
2022-2023					15,000	15,000
2023-2024					15,000	15,000
Future Funding						0
TOTAL COST					410,000	410,000

PROJECT SPECIFICATIONS

PROJECT DESCRIPTION:
Aerial photos of the City in computer files.

PROJECT JUSTIFICATION:
The City is involved with numerous Capital Projects. The use of current aerial photos, in computer files, assist the City in determining the scope of proposed projects and a visual map that provides the concept of the proposed improvements before the project is actually designed.

PROJECT PRIORITY: A

START DATE: On Going **EST TIME TO COMPLETE:** On Going

OPERATING BUDGET EFFECT:
 NONE N/A SEE DETAIL

SHEET A 2019-2020/2023-2024 CAPITAL IMPROVEMENTS PROGRAM

PROJECT TITLE: North Mall - North Boulevard to Sterkx Road	PROJECT CATEGORY: Streets
PROJECT NUMBER: 260604	COUNCIL DISTRICT # 4
DIVISION: Public Works	DEPARTMENT: Engineering

PROJECT BUDGET

REVENUE BREAKDOWN

REVENUE SOURCES	PROPERTY TAX 2008	SALES TAX BONDS 2008	UTILITY FUNDS	SALES TAX	SALES TAX BONDS 2004	TOTAL
PRIOR BDGTS	137,760	12,240		657,132	2,868	810,000
PRIOR EXP		12,240		331,900	2,868	347,008
BUDGET C/O	137,760	0		325,232	0	462,992
2019-2020						
2020-2021						
2021-2022						
2022-2023						
2023-2024						
Future Funding	3,000,000					3,000,000
TOTAL COST	3,137,760	12,240	0	657,132	0	3,810,000

EXPENDITURE BREAKDOWN

EXPENDITURE BREAKDOWN	ENGINEERING	TESTING	LAND ACQUISITION	CONSTRUCTION	OTHER	TOTAL
PRIOR BDGTS	385,000		425,000			810,000
2019-2020						
2020-2021						
2021-2022						
2022-2023						
2023-2024						
Future Funding				3,000,000		3,000,000
TOTAL COST	385,000	0	425,000	3,000,000	0	3,810,000

PROJECT SPECIFICATIONS

PROJECT DESCRIPTION:

Widen North Mall Drive from Sterkx Road to North Boulevard by adding additional travel lanes and improved radii.

PROJECT JUSTIFICATION:

The traffic from I-49 to the mall and area businesses has increased. North Mall from Lee Street to Sterkx Road is under construction to widen to improve the flow of traffic.

PROJECT PRIORITY:

START DATE: N/A

EST TIME TO COMPLETE: 1 Year

OPERATING BUDGET EFFECT:

X NONE

N/A

SEE DETAIL

SHEET A 2019-2020/2023-2024 CAPITAL IMPROVEMENTS PROGRAM

PROJECT TITLE: Land Acquisitions	PROJECT CATEGORY: Streets
PROJECT NUMBER: 260608	COUNCIL DISTRICT # 5
DIVISION: Public Works	DEPARTMENT: Engineering

PROJECT BUDGET

REVENUE BREAKDOWN

REVENUE SOURCES					SALES TAX	TOTAL
PRIOR BDGTS					1,164,000	1,164,000
PRIOR EXP					969,441	969,441
BUDGET C/O					194,559	194,559
2019-2020						
2020-2021					50,000	50,000
2021-2022						
2022-2023						
2023-2024						
Future Funding						0
TOTAL COST					194,559	1,214,000

EXPENDITURE BREAKDOWN

EXPENDITURE BREAKDOWN	ENGINEERING	TESTING	LAND ACQUISITION	CONSTRUCTION	OTHER	TOTAL
PRIOR BDGTS			1,164,000			1,164,000
2019-2020						
2020-2021			50,000			50,000
2021-2022						
2022-2023						
2023-2024						
Future Funding						
TOTAL COST			1,214,000			1,214,000

PROJECT SPECIFICATIONS

PROJECT DESCRIPTION:
Purchase right-of-way for various City projects.

PROJECT JUSTIFICATION:
With construction of new projects and improvements to existing infrastructure, these funds can be readily accessible to aid in speeding the design and construction of these improvements.

PROJECT PRIORITY: A

START DATE: Ongoing **EST TIME TO COMPLETE:** Ongoing

OPERATING BUDGET EFFECT:

NONE N/A SEE DETAIL

SHEET A 2019-2020/2023-2024 CAPITAL IMPROVEMENTS PROGRAM

PROJECT TITLE: Traffic Signal Renovations	PROJECT CATEGORY: Streets
PROJECT NUMBER: 261002	COUNCIL DISTRICT # 5
DIVISION: Public Works	DEPARTMENT: Engineering

PROJECT BUDGET

REVENUE BREAKDOWN

REVENUE SOURCES					SALES TAX	TOTAL
PRIOR BDGTS					651,700	651,700
PRIOR EXP					369,419	369,419
BUDGET C/O					282,281	282,281
2019-2020					25,000	25,000
2020-2021						
2021-2022						
2022-2023						
2023-2024						
Future Funding						0
TOTAL COST					282,281	676,700

EXPENDITURE BREAKDOWN

EXPENDITURE BREAKDOWN	ENGINEERING	TESTING	LAND ACQUISITION	CONSTRUCTION	OTHER	TOTAL
PRIOR BDGTS					651,700	651,700
2019-2020					25,000	25,000
2020-2021						
2021-2022						
2022-2023						
2023-2024						
Future Funding						0
TOTAL COST					676,700	676,700

PROJECT SPECIFICATIONS

PROJECT DESCRIPTION:
Renovate traffic signals with controllers, LEDs, cameras, and other related traffic control devices.

PROJECT JUSTIFICATION:
Many of existing signal controllers are in need of updating. The LED retrofit will save on maintenance labor as well as energy use. The cameras replace troublesome ground loops as traffic detectors.

PROJECT PRIORITY: A

START DATE: Ongoing **EST TIME TO COMPLETE:** Ongoing

OPERATING BUDGET EFFECT:
 NONE N/A SEE DETAIL

SHEET A 2019-2020/2023-2024 CAPITAL IMPROVEMENTS PROGRAM

PROJECT TITLE: Masonic Drive Corridor Improvements Ph 2	PROJECT CATEGORY: Streets
PROJECT NUMBER: 261203	COUNCIL DISTRICT # 4
DIVISION: Public Works	DEPARTMENT: Engineering

PROJECT BUDGET

REVENUE BREAKDOWN

REVENUE SOURCES	STATE FUNDS	SALES TAX BONDS 2008	SALES TAX	TOTAL
PRIOR BDGTS	1,796,600	9,000	481,000	2,286,600
PRIOR EXP	178,687	9,000	194,925	382,612
BUDGET C/O	1,617,913	0	286,075	1,903,988
2019-2020				
2020-2021				
2021-2022				
2022-2023				
2023-2024				
Future Funding				0
TOTAL COST	1,796,600	9,000	286,075	2,286,600

EXPENDITURE BREAKDOWN

EXPENDITURE BREAKDOWN	ENGINEERING	TESTING	LAND ACQUISITION	CONSTRUCTION	OTHER	TOTAL
PRIOR BDGTS				2,286,600		2,286,600
2019-2020						
2020-2021						
2021-2022						
2022-2023						
2023-2024						
Future Funding						0
TOTAL COST				2,286,600	0	2,286,600

PROJECT SPECIFICATIONS

PROJECT DESCRIPTION:
Sidewalk additions from Texas Avenue to the Service Road near the South Circle.

PROJECT JUSTIFICATION:
Improve safety for pedestrians along the Masonic Drive commercial corridor.

PROJECT PRIORITY: A

START DATE: 2020 **EST TIME TO COMPLETE:** 1 Year

OPERATING BUDGET EFFECT:

NONE
 N/A
 SEE DETAIL

SHEET A 2019-2020/2023-2024 CAPITAL IMPROVEMENTS PROGRAM

PROJECT TITLE: Directional Signage & Striping	PROJECT CATEGORY: Streets
PROJECT NUMBER: 261302	COUNCIL DISTRICT # 3
DIVISION: Public Works	DEPARTMENT: Engineering

PROJECT BUDGET

REVENUE BREAKDOWN

REVENUE SOURCES	SALES TAX BONDS 2008	SALES TAX	TOTAL
PRIOR BDGTS	16,741	373,259	390,000
PRIOR EXP	16,741	271,882	288,623
BUDGET C/O	0	101,377	101,377
2019-2020		50,000	50,000
2020-2021		50,000	50,000
2021-2022		50,000	50,000
2022-2023		50,000	50,000
2023-2024		50,000	50,000
Future Funding			0
TOTAL COST	16,741	101,377	640,000

EXPENDITURE BREAKDOWN

EXPENDITURE BREAKDOWN	ENGINEERING	TESTING	LAND ACQUISITION	CONSTRUCTION	OTHER	TOTAL
PRIOR BDGTS					390,000	390,000
2019-2020					50,000	50,000
2020-2021					50,000	50,000
2021-2022					50,000	50,000
2022-2023					50,000	50,000
2023-2024					50,000	50,000
Future Funding						0
TOTAL COST					640,000	640,000

PROJECT SPECIFICATIONS

PROJECT DESCRIPTION:

Improve signage and striping for vehicular traffic throughout the City.

PROJECT JUSTIFICATION:

Assist in directing citizens to points of interest such as cultural activities.

PROJECT PRIORITY:

START DATE: Ongoing

EST TIME TO COMPLETE: Ongoing

OPERATING BUDGET EFFECT:

NONE

N/A

SEE DETAIL

SHEET A 2019-2020/2023-2024 CAPITAL IMPROVEMENTS PROGRAM

PROJECT TITLE: Versailles Lighting	PROJECT CATEGORY: Streets
PROJECT NUMBER: 261304	COUNCIL DISTRICT # 3
DIVISION: Public Works	DEPARTMENT: Engineering

PROJECT BUDGET

REVENUE BREAKDOWN

REVENUE SOURCES				PROPERTY TAX - 2008	SALES TAX BONDS 2008	TOTAL
PRIOR BDGTS				359,374	190,626	550,000
PRIOR EXP				113,832	190,626	304,458
BUDGET C/O				245,542	0	245,542
2019-2020						
2020-2021						
2021-2022						
2022-2023						
2023-2024						
Future Funding						0
TOTAL COST				359,374	0	550,000

EXPENDITURE BREAKDOWN

EXPENDITURE BREAKDOWN	ENGINEERING	TESTING	LAND ACQUISITION	CONSTRUCTION	OTHER	TOTAL
PRIOR BDGTS					550,000	550,000
2019-2020						
2020-2021						
2021-2022						
2022-2023						
2023-2024						
Future Funding						0
TOTAL COST					550,000	550,000

PROJECT SPECIFICATIONS

PROJECT DESCRIPTION:
Provide and upgrade existing street lighting on Versailles Boulevard from Jackson Street Extension to Coliseum Boulevard.

PROJECT JUSTIFICATION:
Improve and enhance lighting for vehicular and pedestrian traffic.

PROJECT PRIORITY: A

START DATE: 2019 **EST TIME TO COMPLETE:** 1 Year

OPERATING BUDGET EFFECT:

NONE
 N/A
 SEE DETAIL

SHEET A 2019-2020/2023-2024 CAPITAL IMPROVEMENTS PROGRAM

PROJECT TITLE: Hudson Bridge Chatlain Canal	PROJECT CATEGORY: Streets
PROJECT NUMBER: 261501	COUNCIL DISTRICT # 3
DIVISION: Public Works	DEPARTMENT: Engineering

PROJECT BUDGET

REVENUE BREAKDOWN

REVENUE SOURCES	SALES TAX	PROPERTY TAX - 2008	TOTAL
PRIOR BDGTS	750,000	650,000	1,400,000
PRIOR EXP	676,495	637,943	1,314,438
BUDGET C/O	73,505	12,057	85,562
2019-2020			
2020-2021			
2021-2022			
2022-2023			
2023-2024			
Future Funding			0
TOTAL COST		12,057	1,400,000

EXPENDITURE BREAKDOWN

EXPENDITURE BREAKDOWN	ENGINEERING	TESTING	LAND ACQUISITION	CONSTRUCTION	OTHER	TOTAL
PRIOR BDGTS	200,000			1,200,000		1,400,000
2019-2020						
2020-2021						
2021-2022						
2022-2023						
2023-2024						
Future Funding						0
TOTAL COST	200,000	0	0	1,200,000	0	1,400,000

PROJECT SPECIFICATIONS

PROJECT DESCRIPTION:

Replace existing bridge on Hudson Road as it crosses the Chatlain Canal.

PROJECT JUSTIFICATION:

The bridge is in need of replacement due to deteriorated piling. Load limits have been reduced and further decay could result in the closure of the bridge.

PROJECT PRIORITY:

START DATE: 2019

EST TIME TO COMPLETE: 2 Years

OPERATING BUDGET EFFECT:

NONE

N/A

SEE DETAIL

SHEET A 2019-2020/2023-2024 CAPITAL IMPROVEMENTS PROGRAM

PROJECT TITLE: MPO Panel Replacement		PROJECT CATEGORY: Streets	
PROJECT NUMBER: 261602		COUNCIL DISTRICT # N/A	
DIVISION: Public Works		DEPARTMENT: Engineering	

PROJECT BUDGET

REVENUE BREAKDOWN

REVENUE SOURCES				FEDERAL FUNDS	SALES TAX	TOTAL
PRIOR BDGTS				2,000,000	1,004,000	3,004,000
PRIOR EXP				1,600,700	843,907	2,444,607
BUDGET C/O				399,300	160,093	559,393
2019-2020						
2020-2021						
2021-2022						
2022-2023						
2023-2024						
Future Funding						0
TOTAL COST					160,093	3,004,000

EXPENDITURE BREAKDOWN

EXPENDITURE BREAKDOWN	ENGINEERING	TESTING	LAND ACQUISITION	CONSTRUCTION	OTHER	TOTAL
PRIOR BDGTS	504,000			2,500,000		3,004,000
2019-2020						
2020-2021						
2021-2022						
2022-2023						
2023-2024						
Future Funding						0
TOTAL COST	504,000	0	0	2,500,000	0	3,004,000

PROJECT SPECIFICATIONS

PROJECT DESCRIPTION:
Repair and replacement of Portland Cement Concrete Pavement streets on Grove Lane, Mil Mar Boulevard, Lisa Street, and Windemere.

PROJECT JUSTIFICATION:
These streets are in need of extensive repair or reconstruction. Federal funding through the Metropolitan Planning Organization (MPO) will provide 80% of the construction costs.

PROJECT PRIORITY: A

START DATE: 2019 **EST TIME TO COMPLETE:** 2 Years

OPERATING BUDGET EFFECT:

NONE
 N/A
 SEE DETAIL

SHEET A 2019-2020/2023-2024 CAPITAL IMPROVEMENTS PROGRAM

PROJECT TITLE: Industrial Park Road Reconstruction	PROJECT CATEGORY: Streets
PROJECT NUMBER: 261603	COUNCIL DISTRICT # 3
DIVISION: Public Works	DEPARTMENT: Engineering

PROJECT BUDGET

REVENUE BREAKDOWN

REVENUE SOURCES				FEDERAL FUNDS	SALES TAX	TOTAL
PRIOR BDGTS				480,000	260,000	730,000
PRIOR EXP					99,734	99,734
BUDGET C/O				480,000	150,266	630,266
2019-2020						
2020-2021						
2021-2022						
2022-2023						
2023-2024						
Future Funding						0
TOTAL COST				480,000	150,266	730,000

EXPENDITURE BREAKDOWN

EXPENDITURE BREAKDOWN	ENGINEERING	TESTING	LAND ACQUISITION	CONSTRUCTION	OTHER	TOTAL
PRIOR BDGTS	150,000			580,000		730,000
2019-2020						
2020-2021						
2021-2022						
2022-2023						
2023-2024						
Future Funding						0
TOTAL COST	150,000	0	0	580,000	0	730,000

PROJECT SPECIFICATIONS

PROJECT DESCRIPTION:
Patch existing base road failures and overlay existing surfacing with 4" Asphaltic Concrete pavement.

PROJECT JUSTIFICATION:
Existing road way is over 30 years old, reaching the end of useful life. Failures in the surfacing have resulted in base failures. With the growth of activity at the port, increased traffic loading is expected shortly.

PROJECT PRIORITY: A
START DATE: 2019 **EST TIME TO COMPLETE:** 2 Years
OPERATING BUDGET EFFECT:
 NONE N/A SEE DETAIL

SHEET A 2019-2020/2023-2024 CAPITAL IMPROVEMENTS PROGRAM

PROJECT TITLE: City Park Bridge Repairs	PROJECT CATEGORY: Streets
PROJECT NUMBER: 261701	COUNCIL DISTRICT # 4
DIVISION: Public Works	DEPARTMENT: Engineering

PROJECT BUDGET

REVENUE BREAKDOWN

REVENUE SOURCES					SALES TAX	TOTAL
PRIOR BDGTS					225,000	225,000
PRIOR EXP					197,885	197,885
BUDGET C/O					27,115	27,115
2019-2020						
2020-2021						
2021-2022						
2022-2023						
2023-2024						
Future Funding						0
TOTAL COST					27,115	225,000

EXPENDITURE BREAKDOWN

EXPENDITURE BREAKDOWN	ENGINEERING	TESTING	LAND ACQUISITION	CONSTRUCTION	OTHER	TOTAL
PRIOR BDGTS				225,000		225,000
2019-2020						
2020-2021						
2021-2022						
2022-2023						
2023-2024						
Future Funding						0
TOTAL COST	0	0	0	225,000	0	225,000

PROJECT SPECIFICATIONS

PROJECT DESCRIPTION:
Reconstruction of headwalls on Hynson Bayou crossing structure as existing are in poor condition.

PROJECT JUSTIFICATION:
Existing headwalls are failing and loss of material under roadway is leading to settlement and failure of the roadway.

PROJECT PRIORITY: A

START DATE: 2018 **EST TIME TO COMPLETE:** 2 months

OPERATING BUDGET EFFECT:
 NONE N/A SEE DETAIL

SHEET A 2019-2020/2023-2024 CAPITAL IMPROVEMENTS PROGRAM

PROJECT TITLE: Horseshoe Drive Improvements	PROJECT CATEGORY: Streets
PROJECT NUMBER: 261702	COUNCIL DISTRICT # 4
DIVISION: Public Works	DEPARTMENT: Engineering

PROJECT BUDGET

REVENUE BREAKDOWN

REVENUE SOURCES					SALES TAX	TOTAL
PRIOR BDGTS					200,000	200,000
PRIOR EXP					187,791	187,791
BUDGET C/O					12,209	12,209
2019-2020						
2020-2021						
2021-2022						
2022-2023						
2023-2024						
Future Funding						0
TOTAL COST					200,000	200,000

EXPENDITURE BREAKDOWN

EXPENDITURE BREAKDOWN	ENGINEERING	TESTING	LAND ACQUISITION	CONSTRUCTION	OTHER	TOTAL
PRIOR BDGTS					200,000	200,000
2019-2020						
2020-2021						
2021-2022						
2022-2023						
2023-2024						
Future Funding						0
TOTAL COST	0	0	0	0	200,000	200,000

PROJECT SPECIFICATIONS

PROJECT DESCRIPTION:
Cold plane, patch, and resurface existing roadway.

PROJECT JUSTIFICATION:
This is a heavily traveled roadway that is starting to suffer from deteriorated surfacing and base failures.

PROJECT PRIORITY: A

START DATE: 2019 **EST TIME TO COMPLETE:** 2 Years

OPERATING BUDGET EFFECT:

NONE
 N/A
 SEE DETAIL

SHEET A 2019-2020/2023-2024 CAPITAL IMPROVEMENTS PROGRAM

PROJECT TITLE: North 16th Street Bridge Replacement	PROJECT CATEGORY: Streets
PROJECT NUMBER: 261801	COUNCIL DISTRICT # 3
DIVISION: Public Works	DEPARTMENT: Engineering

PROJECT BUDGET

REVENUE BREAKDOWN

REVENUE SOURCES				PROPERTY TAX - 2008	SALES TAX	TOTAL
PRIOR BDGTS				350,000	1,350,000	1,700,000
PRIOR EXP						0
BUDGET C/O				350,000	1,350,000	1,700,000
2019-2020						
2020-2021						
2021-2022						
2022-2023						
2023-2024						
Future Funding						0
TOTAL COST				350,000	1,350,000	1,700,000

EXPENDITURE BREAKDOWN

EXPENDITURE BREAKDOWN	ENGINEERING	TESTING	LAND ACQUISITION	CONSTRUCTION	OTHER	TOTAL
PRIOR BDGTS		350,000		1,350,000		1,700,000
2019-2020						
2020-2021						
2021-2022						
2022-2023						
2023-2024						
Future Funding						0
TOTAL COST	0	350,000	0	1,350,000	0	1,700,000

PROJECT SPECIFICATIONS

PROJECT DESCRIPTION:

Replace existing timber pile/concrete deck bridge with concrete pile/cast-in-place concrete deck bridge.

PROJECT JUSTIFICATION:

Existing bridge is currently closed by Louisiana DOTD due to severely decayed timber piles. Closure has negative effects on public transit in the area.

PROJECT PRIORITY:

START DATE: 2021

EST TIME TO COMPLETE: 1 Year A

OPERATING BUDGET EFFECT:

NONE
 N/A
 SEE DETAIL

SHEET A 2019-2020/2023-2024 CAPITAL IMPROVEMENTS PROGRAM

PROJECT TITLE: Pitts Reconstruction/Broadway to Applewhite	PROJECT CATEGORY: Streets
PROJECT NUMBER: 261802	COUNCIL DISTRICT # 3
DIVISION: Public Works	DEPARTMENT: Engineering

PROJECT BUDGET

REVENUE BREAKDOWN

REVENUE SOURCES					PROPERTY TAX - 2008	TOTAL
PRIOR BDGTS					645,000	645,000
PRIOR EXP						0
BUDGET C/O					645,000	645,000
2019-2020						
2020-2021						
2021-2022						
2022-2023						
2023-2024						
Future Funding						0
TOTAL COST					645,000	645,000

EXPENDITURE BREAKDOWN

EXPENDITURE BREAKDOWN	ENGINEERING	TESTING	LAND ACQUISITION	CONSTRUCTION	OTHER	TOTAL
PRIOR BDGTS	76,000	1,000		568,000		645,000
2019-2020						
2020-2021						
2021-2022						
2022-2023						
2023-2024						
Future Funding						0
TOTAL COST	76,000	1,000	0	568,000	0	645,000

PROJECT SPECIFICATIONS

PROJECT DESCRIPTION:
Reconstruct existing roadway.

PROJECT JUSTIFICATION:
Roadway is severely deteriorated due to poor subgrade material and heavy traffic loading from surrounding industrial zoned properties.

PROJECT PRIORITY: A

START DATE: 2020 **EST TIME TO COMPLETE:** 2 Years

OPERATING BUDGET EFFECT:

X NONE N/A SEE DETAIL

SHEET A 2019-2020/2023-2024 CAPITAL IMPROVEMENTS PROGRAM

PROJECT TITLE: MacArthur at Jackson	PROJECT CATEGORY: Streets
PROJECT NUMBER: 261901	COUNCIL DISTRICT #
DIVISION: Public Works	DEPARTMENT: Engineering

PROJECT BUDGET

REVENUE BREAKDOWN

REVENUE SOURCES				PROPERTY TAX - 2008	PROPERTY TAX - 2018	TOTAL
PRIOR BDGTS				700,000	100,000	800,000
PRIOR EXP				532,577		532,577
BUDGET C/D				167,423	100,000	267,423
2019-2020						
2020-2021						
2021-2022						
2022-2023						
2023-2024						
Future Funding						0
TOTAL COST						800,000

EXPENDITURE BREAKDOWN

EXPENDITURE BREAKDOWN	ENGINEERING	TESTING	LAND ACQUISITION	CONSTRUCTION	OTHER	TOTAL
PRIOR BDGTS					800,000	800,000
2019-2020						
2020-2021						
2021-2022						
2022-2023						
2023-2024						
Future Funding						0
TOTAL COST	0	0	0	0	800,000	800,000

PROJECT SPECIFICATIONS

PROJECT DESCRIPTION:

PROJECT JUSTIFICATION:

PROJECT PRIORITY: A
START DATE: 2019 **EST TIME TO COMPLETE:** 2 Years
OPERATING BUDGET EFFECT:
 NONE N/A SEE DETAIL

F. PUBLIC SAFETY - POLICE

TABLE OF CONTENTS

PUBLIC SAFETY - POLICE

			PAGE
501401	Pistol Range Improvements	88
501502	Pistol Range Classroom	89
501701	Public Safety Security System	90
501702	Body/Vehicle Camera System	91

2019-2020

**COMBINED CAPITAL PROJECTS
SOURCES OF FUNDING SUMMARY**

PUBLIC SAFETY - POLICE

PROJECT IDENTIFICATION	SALES TAXES	AD VAL TAX- 14	AD VAL TAX- 18	FEDERAL FUNDS	STATE FUNDS	UTILITY FUND	OTHER	TOTALS
Total Police	0	0	0	0	0	0	0	0

2019-2020

**GENERAL CAPITAL PROJECTS
FIVE YEAR CAPITAL PLAN**

POLICE

PROJ #	PROJECT IDENTIFICATION	BUDGET C/O	FISCAL YEAR					TOTAL 5 YEAR	BEYOND 2024	TOTAL COST
			19-20	20-21	21-22	22-23	23-24			
501401	Pistol Range Improvements	107,808						0		107,808
501502	Pistol Range Classroom	10,288						0		10,288
501701	Public Safety Security System	24,068						0		24,068
501702	Body/Vehicle Camera System	10,563						0		10,563
Total Police		152,747	0	0	0	0	0	0	0	152,747

- * Project Number to be Assigned
- ⊕ New or Revised Projects
- ▨ Projects to be closed

SHEET A 2019-2020/2023-2024 CAPITAL IMPROVEMENTS PROGRAM

PROJECT TITLE: Pistol Range Improvements	PROJECT CATEGORY: Public Safety
PROJECT NUMBER: 501401	COUNCIL DISTRICT # N/A
DIVISION: Police	DEPARTMENT: Police

PROJECT BUDGET

REVENUE BREAKDOWN

REVENUE SOURCES					SALES TAX	TOTAL
PRIOR BDGTS					140,000	140,000
PRIOR EXP					32,192	32,192
BUDGET C/O					107,808	107,808
2019-2020						
2020-2021						
2021-2022						
2022-2023						
2023-2024						
BEYOND 2024						0
TOTAL COST					140,000	140,000




EXPENDITURE BREAKDOWN

EXPENDITURE BREAKDOWN	ENGINEERING	TESTING	LAND ACQUISITION	CONSTRUCTION	OTHER	TOTAL
PRIOR BDGTS					140,000	140,000
2019-2020						
2020-2021						
2021-2022						
2022-2023						
2023-2024						
BEYOND 2024						0
TOTAL COST					140,000	140,000

PROJECT SPECIFICATIONS

PROJECT DESCRIPTION:
 Replacement and improvement of overhead baffle system. This baffle is engineered to prevent any live rounds from exiting the range compound. It consists of a series of laminated steel overhead baffles - supported by upright poles. This system is used by the Dallas Police Department to prevent the accidental escape of live fired rounds.

PROJECT JUSTIFICATION:
 There are people and property in the line of fire down range. This safety system is needed to prevent loss of life, injury, and property damage.

START DATE: 2018	PROJECT PRIORITY:	EST TIME TO COMPLETE: 2 Years
OPERATING BUDGET EFFECT:		
 NONE	 N/A	 SEE DETAIL

SHEET A 2019-2020/2023-2024 CAPITAL IMPROVEMENTS PROGRAM

PROJECT TITLE: Pistol Range Classroom	PROJECT CATEGORY: Public Safety
PROJECT NUMBER: 501502	COUNCIL DISTRICT # N/A
DIVISION: Police	DEPARTMENT: Police

PROJECT BUDGET




REVENUE BREAKDOWN

REVENUE SOURCES				SALES TAX	AD VALOREM TAX 2008	TOTAL
PRIOR BDGTS				115,000	100,000	215,000
PRIOR EXP				104,712	100,000	204,712
BUDGET C/O				10,288	0	10,288
2019-2020						
2020-2021						
2021-2022						
2022-2023						
2023-2024						
BEYOND 2024						0
TOTAL COST				115,000	100,000	215,000

EXPENDITURE BREAKDOWN

EXPENDITURE BREAKDOWN	ENGINEERING	TESTING	LAND ACQUISITION	CONSTRUCTION	OTHER	TOTAL
PRIOR BDGTS					215,000	215,000
2019-2020						
2020-2021						
2021-2022						
2022-2023						
2023-2024						
BEYOND 2024						0
TOTAL COST					215,000	215,000

PROJECT SPECIFICATIONS

PROJECT DESCRIPTION: Classroom building with Simulator Room, Driving Simulator Room, and Office for Academy Staff.		
PROJECT JUSTIFICATION: Existing building is old and deteriorated, and additional space is needed for a classroom.		
START DATE: 2019	PROJECT PRIORITY:	EST TIME TO COMPLETE: 2 Years
OPERATING BUDGET EFFECT:  NONE	 N/A	 SEE DETAIL

SHEET A 2019-2020/2023-2024 CAPITAL IMPROVEMENTS PROGRAM

PROJECT TITLE: Public Safety Security System	PROJECT CATEGORY: Public Safety
PROJECT NUMBER: 501701	COUNCIL DISTRICT # N/A
DIVISION: Police	DEPARTMENT: Police

PROJECT BUDGET




REVENUE BREAKDOWN

REVENUE SOURCES					SALES TAX	TOTAL
PRIOR BDGTS					73,000	73,000
PRIOR EXP					48,932	48,932
BUDGET C/O					24,068	24,068
2019-2020						
2020-2021						
2021-2022						
2022-2023						
2023-2024						
BEYOND 2024						0
TOTAL COST					73,000	73,000

EXPENDITURE BREAKDOWN

EXPENDITURE BREAKDOWN	ENGINEERING	TESTING	LAND ACQUISITION	CONSTRUCTION	OTHER	TOTAL
PRIOR BDGTS					73,000	73,000
2019-2020						
2020-2021						
2021-2022						
2022-2023						
2023-2024						
BEYOND 2024						0
TOTAL COST					73,000	73,000

PROJECT SPECIFICATIONS

PROJECT DESCRIPTION: Replacement of the security system surrounding the Public Safety Complex.		
PROJECT JUSTIFICATION: Existing system is failing and is in need of replacement.		
START DATE: 2019	PROJECT PRIORITY:	EST TIME TO COMPLETE: 1 Year
OPERATING BUDGET EFFECT:  NONE  N/A  SEE DETAIL		

SHEET A 2019-2020/2023-2024 CAPITAL IMPROVEMENTS PROGRAM

PROJECT TITLE: Body/Vehicle Camera System	PROJECT CATEGORY: Public Safety
PROJECT NUMBER: 501702	COUNCIL DISTRICT # N/A
DIVISION: Police	DEPARTMENT: Police

PROJECT BUDGET

REVENUE BREAKDOWN

REVENUE SOURCES					SALES TAX	TOTAL
PRIOR BDGTS					800,000	800,000
PRIOR EXP					789,417	789,417
BUDGET C/O					10,583	10,583
2019-2020						
2020-2021						
2021-2022						
2022-2023						
2023-2024						
BEYOND 2024						0
TOTAL COST					800,000	800,000

EXPENDITURE BREAKDOWN

EXPENDITURE BREAKDOWN	ENGINEERING	TESTING	LAND ACQUISITION	CONSTRUCTION	OTHER	TOTAL
PRIOR BDGTS					800,000	800,000
2019-2020						
2020-2021						
2021-2022						
2022-2023						
2023-2024						
BEYOND 2024						0
TOTAL COST					800,000	800,000

PROJECT SPECIFICATIONS

PROJECT DESCRIPTION:

Camera system featuring body camera on the police officer and camera in the vehicle that are synchronized.

PROJECT JUSTIFICATION:

Safety of the public and the police officers.

PROJECT PRIORITY:

START DATE: 2017 **EST TIME TO COMPLETE:** 2 Years

OPERATING BUDGET EFFECT:

 NONE
  N/A
  SEE DETAIL

*****This Page Intentionally Left Blank*****

G. PUBLIC SAFETY - FIRE

TABLE OF CONTENTS

PUBLIC SAFETY - FIRE

			PAGE
600503	Fire Station Relocation	96
601801	Pumper Truck	97

2019-2020

COMBINED CAPITAL PROJECTS
SOURCES OF FUNDING SUMMARY

PUBLIC SAFETY - FIRE

PROJECT IDENTIFICATION	SALES TAXES	AD VAL TAX- 14	AD VAL TAX- 18	FEDERAL FUNDS	STATE FUNDS	UTILITY FUND	OTHER	TOTALS
Total Fire	0	0	0	0	0	0	0	0

2019-2020

**GENERAL CAPITAL PROJECTS
FIVE YEAR CAPITAL PLAN**

FIRE

PROJ #	PROJECT IDENTIFICATION	BUDGET C/O	FISCAL YEAR					TOTAL 5 YEAR	BEYOND 2024	TOTAL COST
			19-20	20-21	21-22	22-23	23-24			
600503	Fire Station Relocation	157,169						0		157,169
601801	Pumper Truck	1,000						0		1,000
Total Fire			158,169	0	0	0	0	0	0	158,169

- * Project Number to be Assigned
- ⊕ New or Revised Projects
- ▨ Projects to be closed

SHEET A 2019-2020/2023-2024 CAPITAL IMPROVEMENTS PROGRAM

PROJECT TITLE: Fire Station Relocation	PROJECT CATEGORY: Public Safety
PROJECT NUMBER: 600503	COUNCIL DISTRICT # N/A
DIVISION: Fire	DEPARTMENT: Fire

PROJECT BUDGET

REVENUE BREAKDOWN

REVENUE SOURCES	SALES TAX	SALES TAX BONDS 2008	SALES TAX BONDS 2004	TOTAL
PRIOR BDGTS	3,024,116	3,809,958	1,215,926	8,050,000
PRIOR EXP	2,866,947	3,809,958	1,215,926	7,892,831
BUDGET C/O	157,169	0	0	157,169
2019-2020				
2020-2021				
2021-2022				
2022-2023				
2023-2024				
BEYOND 2024				0
TOTAL COST	3,024,116	3,809,958	1,215,926	8,050,000

EXPENDITURE BREAKDOWN

EXPENDITURE BREAKDOWN	ENGINEERING	TESTING	LAND ACQUISITION	CONSTRUCTION	OTHER	TOTAL
PRIOR BDGTS	400,000			7,650,000		8,050,000
2019-2020						
2020-2021						
2021-2022						
2022-2023						
2023-2024						
BEYOND 2024						0
TOTAL COST	400,000	0	0	7,650,000	0	8,050,000

PROJECT SPECIFICATIONS

PROJECT DESCRIPTION:

Study the location of existing fire stations and replace those deemed in poor locations where indicated.

PROJECT JUSTIFICATION:

Very little relocation has been done since the 1950's. Current locations may not maximize the use of the trucks and crews.

PROJECT PRIORITY:

A

START DATE: 2010

EST TIME TO COMPLETE: 9 Years

OPERATING BUDGET EFFECT:

NONE

N/A

SEE DETAIL

SHEET A 2019-2020/2023-2024 CAPITAL IMPROVEMENTS PROGRAM

PROJECT TITLE: Pumper Truck	PROJECT CATEGORY: Public Safety
PROJECT NUMBER: 601801	COUNCIL DISTRICT # N/A
DIVISION: Fire	DEPARTMENT: Fire

PROJECT BUDGET

REVENUE BREAKDOWN

REVENUE SOURCES					SALES TAX	TOTAL
PRIOR BDGTS					695,000	695,000
PRIOR EXP					694,000	694,000
BUDGET C/O					1,000	1,000
2019-2020						
2020-2021						
2021-2022						
2022-2023						
2023-2024						
BEYOND 2024						0
TOTAL COST					695,000	695,000

EXPENDITURE BREAKDOWN

EXPENDITURE BREAKDOWN	ENGINEERING	TESTING	LAND ACQUISITION	CONSTRUCTION	OTHER	TOTAL
PRIOR BDGTS					695,000	695,000
2019-2020						
2020-2021						
2021-2022						
2022-2023						
2023-2024						
BEYOND 2024						0
TOTAL COST					695,000	695,000

PROJECT SPECIFICATIONS

PROJECT DESCRIPTION:
Replace existing Pumper Truck E20.

PROJECT JUSTIFICATION:
Existing truck is 20 years old and becoming costly to maintain.

PROJECT PRIORITY: A

START DATE: 2018 **EST TIME TO COMPLETE:** 1 Year

OPERATING BUDGET EFFECT:
 NONE X N/A SEE DETAIL

2019-2020 CAPITAL IMPROVEMENT BUDGET

*****This Page Intentionally Left Blank*****

H. PARKS & RECREATION

2019-2020/2023-2024 CAPITAL IMPROVEMENTS BUDGET

TABLE OF CONTENTS

PARKS AND RECREATION

		PAGE
440901	Recreational Park Improvements	102
441501	Johnny Downs Park Improvements	103
441801	Civil Rights Monument	104
441802	Links on the Bayou Improvements	105
441803	Bringhurst Park Renovation	106
441804	Tennis Court Additions	107

2019-2020

COMBINED CAPITAL PROJECTS
SOURCES OF FUNDING SUMMARY

PARKS AND RECREATION

PROJECT IDENTIFICATION	SALES TAXES	AD VAL TAX- 14	AD VAL TAX- 18	FEDERAL FUNDS	STATE FUNDS	UTILITY FUND	OTHER	TOTALS
Total Parks and Recreation	0	0	0	0	0	0	0	0

2019-2020

**GENERAL CAPITAL PROJECTS
FIVE YEAR CAPITAL PLAN**

PARKS AND RECREATION

PROJ #	PROJECT IDENTIFICATION	BUDGET C/O	FISCAL YEAR					TOTAL 5 YEAR	BEYOND 2024	TOTAL COST
			19-20	20-21	21-22	22-23	23-24			
440901	Recreational Park Improvements	914,633						0		914,633
441501	Johnny Downs Park Improvements	20,694						0		20,694
441801	Civil Rights Monument	498,200						0		498,200
441802	Links on the Bayou Improvements	846,510						0		846,510
441803	Brighthurst Park Renovation	100,000						0		100,000
441804	Tennis Court Additions	211,672						0		211,672
Total Park/Recreation		2,591,709	0	0	0	0	0	0	0	2,591,709

- * Project Number to be Assigned
- ⊕ New or Revised Projects
- ▨ Projects to be closed

SHEET A 2019-2020/2023-2024 CAPITAL IMPROVEMENTS PROGRAM

PROJECT TITLE: Recreational Park Improvements	PROJECT CATEGORY: Parks
PROJECT NUMBER: 440901	COUNCIL DISTRICT # N/A
DIVISION: Public Works	DEPARTMENT: Parks & Recreation

PROJECT BUDGET

REVENUE BREAKDOWN

REVENUE SOURCES	AD VAL TAX 2008	SALES TAX BONDS 2008	LIMITED TAX BONDS 2008	AD VAL TAX 2008	SALES TAX	TOTAL
PRIOR BDGTS	100,000	1,620,345	516,438	3,768,600	1,636,695	7,642,078
PRIOR EXP		1,620,345	516,438	3,768,600	822,062	6,727,445
BUDGET C/O	100,000	0	0	0	814,633	914,633
2019-2020						
2020-2021						
2021-2022						
2022-2023						
2023-2024						
BEYOND 2024						0
TOTAL COST		1,620,345	516,438	3,768,600	1,636,695	7,642,078

EXPENDITURE BREAKDOWN

EXPENDITURE BREAKDOWN	ENGINEERING	TESTING	LAND ACQUISITION	CONSTRUCTION	OTHER	TOTAL
PRIOR BDGTS					7,642,078	7,642,078
2019-2020						
2020-2021						
2021-2022						
2022-2023						
2023-2024						
BEYOND 2024						0
TOTAL COST	0	0	0	0	7,642,078	7,642,078

PROJECT SPECIFICATIONS

PROJECT DESCRIPTION:
Improvement and expansion of several recreational facilities within the City, including Harmon Park Playground, City Park Playground, Cheatham Park Playground, Frank O Hunter Park. Development of a new park in Acadian Village and redevelopment of the abandoned Martin Park. Some planned improvements include restrooms, tables, benches, lighting, parking, and landscaping.

PROJECT JUSTIFICATION:
Comprehensive improvements of the recreational opportunities within the City.

PROJECT PRIORITY: A

START DATE: Ongoing **EST TIME TO COMPLETE:** Ongoing

OPERATING BUDGET EFFECT:
 NONE N/A SEE DETAIL

SHEET A 2019-2020/2023-2024 CAPITAL IMPROVEMENTS PROGRAM

PROJECT TITLE: Johnny Downs Park Improvements	PROJECT CATEGORY: Parks
PROJECT NUMBER: 441501	COUNCIL DISTRICT # N/A
DIVISION: Public Works	DEPARTMENT: Parks & Recreation

PROJECT BUDGET

REVENUE BREAKDOWN

REVENUE SOURCES				PROPERTY TAX 2008	PROPERTY TAX 2014	TOTAL
PRIOR BDGTS				400,000	330,000	730,000
PRIOR EXP				379,703	329,603	709,306
BUDGET C/0				20,297	397	20,694
2019-2020						
2020-2021						
2021-2022						
2022-2023						
2023-2024						
BEYOND 2024						0
TOTAL COST				400,000	330,000	730,000

EXPENDITURE BREAKDOWN

EXPENDITURE BREAKDOWN	ENGINEERING	TESTING	LAND ACQUISITION	CONSTRUCTION	OTHER	TOTAL
PRIOR BDGTS					730,000	730,000
2019-2020						
2020-2021						
2021-2022						
2022-2023						
2023-2024						
BEYOND 2024						0
TOTAL COST	0	0	0	0	730,000	730,000

PROJECT SPECIFICATIONS

PROJECT DESCRIPTION:
Improvements and updating of the Johnny Downs Sports Complex such as fencing additional practice fields and construction of a building to provide an indoor meeting place for coaches.

PROJECT JUSTIFICATION:
Facility is heavily used, requiring expansion and improvement.

PROJECT PRIORITY: A

START DATE: Ongoing **EST TIME TO COMPLETE:** Ongoing

OPERATING BUDGET EFFECT:

NONE
 N/A
 SEE DETAIL

SHEET A 2019-2020/2023-2024 CAPITAL IMPROVEMENTS PROGRAM

PROJECT TITLE: Links on the Bayou Improvements	PROJECT CATEGORY: Parks
PROJECT NUMBER: 441802	COUNCIL DISTRICT # N/A
DIVISION: Public Works	DEPARTMENT: Parks & Recreation

PROJECT BUDGET

REVENUE BREAKDOWN

REVENUE SOURCES				PROPERTY TAX 2018	PROPERTY TAX 2014	TOTAL
PRIOR BDGTS				682,000	318,000	1,000,000
PRIOR EXP					153,490	153,490
BUDGET C/O				682,000	164,510	846,510
2019-2020						
2020-2021						
2021-2022						
2022-2023						
2023-2024						
BEYOND 2024						0
TOTAL COST				682,000	318,000	1,000,000

EXPENDITURE BREAKDOWN

EXPENDITURE BREAKDOWN	ENGINEERING	TESTING	LAND ACQUISITION	CONSTRUCTION	OTHER	TOTAL
PRIOR BDGTS					1,000,000	1,000,000
2019-2020						
2020-2021						
2021-2022						
2022-2023						
2023-2024						
BEYOND 2024						0
TOTAL COST	0	0	0	0	1,000,000	1,000,000

PROJECT SPECIFICATIONS

PROJECT DESCRIPTION:
Renovations and Improvements to the Links on the Bayou Golf Course.

PROJECT JUSTIFICATION:

PROJECT PRIORITY: A
START DATE: N/A **EST TIME TO COMPLETE:** Ongoing
OPERATING BUDGET EFFECT:
 NONE N/A SEE DETAIL

SHEET A 2019-2020/2023-2024 CAPITAL IMPROVEMENTS PROGRAM

PROJECT TITLE: Tennis Court Additions	PROJECT CATEGORY: Parks
PROJECT NUMBER: 441804	COUNCIL DISTRICT # N/A
DIVISION: Public Works	DEPARTMENT: Parks & Recreation

PROJECT BUDGET

REVENUE BREAKDOWN

REVENUE SOURCES					SALES TAX	TOTAL
PRIOR BDGTS					250,000	250,000
PRIOR EXP					38,328	38,328
BUDGET C/O					211,672	211,672
2019-2020						
2020-2021						
2021-2022						
2022-2023						
2023-2024						
BEYOND 2024						0
TOTAL COST					250,000	250,000

EXPENDITURE BREAKDOWN

EXPENDITURE BREAKDOWN	ENGINEERING	TESTING	LAND ACQUISITION	CONSTRUCTION	OTHER	TOTAL
PRIOR BDGTS					250,000	250,000
2019-2020						
2020-2021						
2021-2022						
2022-2023						
2023-2024						
BEYOND 2024						0
TOTAL COST	0	0	0	0	250,000	250,000

PROJECT SPECIFICATIONS

PROJECT DESCRIPTION:

PROJECT JUSTIFICATION:

PROJECT PRIORITY: A

START DATE: 2019 **EST TIME TO COMPLETE:** 2 Years

OPERATING BUDGET EFFECT:

X NONE N/A SEE DETAIL

2019-2020 CAPITAL IMPROVEMENT BUDGET

*****This Page Intentionally Left Blank*****

I. ZOOLOGICAL PARK

2019-2020/2023-2024 CAPITAL IMPROVEMENTS BUDGET

TABLE OF CONTENTS

ZOOLOGICAL PARK

			PAGE
431401	AV System	112
431501	Zoo Improvements	113
431801	Tiger Building Replacement	114
431803	Zoo Master Plan/Feasibility Study	115

2019-2020

**COMBINED CAPITAL PROJECTS
SOURCES OF FUNDING SUMMARY**

ZOOLOGICAL PARK

PROJECT IDENTIFICATION	SALES TAXES	AD VAL TAX- 14	AD VAL TAX- 18	FEDERAL FUNDS	STATE FUNDS	UTILITY FUND	OTHER	TOTALS
Zoo Improvements		400,000						400,000
Total Zoo	0	400,000	0	0	0	0	0	400,000
Total General Capital	3,747,000	400,000	4,548,000	0	0	100,000	0	8,795,000

2019-2020

**GENERAL CAPITAL PROJECTS
FIVE YEAR CAPITAL PLAN**

ZOOLOGICAL PARK

PROJ #	PROJECT IDENTIFICATION	BUDGET C/O	FISCAL YEAR					TOTAL 5 YEAR	BEYOND 2024	TOTAL COST
			19-20	20-21	21-22	22-23	23-24			
431401	AV System	10,745						0		10,745
431501	Zoo Improvements	435,124	400,000	200,000				600,000		1,035,124
431801	Tiger Building Replacement	650,000						0		650,000
431803	Zoo Master Plan/Feasibility Study	171,479						0		171,479
Total Zoological Park			1,267,348	400,000	200,000	0	0	0	600,000	1,867,348
Total General Capital Projects			39,292,540	8,795,000	6,045,000	2,255,000	965,000	965,000	19,035,000	64,828,540

- * Project Number to be Assigned
- ⊙ New or Revised Projects
- ▨ Projects to be closed

SHEET A 2019-2020/2023-2024 CAPITAL IMPROVEMENTS PROGRAM

PROJECT TITLE: AV System	PROJECT CATEGORY: Zoological Park
PROJECT NUMBER: 431401	COUNCIL DISTRICT # 4
DIVISION: Public Works	DEPARTMENT: Zoo

PROJECT BUDGET

REVENUE BREAKDOWN

REVENUE SOURCES					SALES TAX	TOTAL
PRIOR BDGTS					150,000	150,000
PRIOR EXP					139,255	139,255
BUDGET C/O					10,745	10,745
2019-2020						
2020-2021						
2021-2022						
2022-2023						
2023-2024						
BEYOND 2024						0
TOTAL COST					150,000	150,000

EXPENDITURE BREAKDOWN

EXPENDITURE BREAKDOWN	ENGINEERING	TESTING	LAND ACQUISITION	CONSTRUCTION	OTHER	TOTAL
PRIOR BDGTS					150,000	150,000
2019-2020						
2020-2021						
2021-2022						
2022-2023						
2023-2024						
BEYOND 2024						0
TOTAL COST					150,000	150,000

PROJECT SPECIFICATIONS

PROJECT DESCRIPTION:
Will add extensive CCTV and Zoned Audio public address and automated messaging systems. This includes an IP camera system and NVR servers. The audio section includes IP distribution and SIP interface from zoned messaging, paging and kiosk interfaces for centralized management.

PROJECT JUSTIFICATION:
The CCTV system is primarily a risk management tool to limit liability for slip and falls and other incidents. It is also a security tool for point of sales operations and other vandalism and theft. This system will replace and expand upon the system destroyed by Hurricane Gustav. This opening in exposure has raised theft and vandalism considerably. The ability to communicate with the public is critical for reasons such as approaching weather, security incidents, lockdown instructions, and lost children. The zoned system will provide the capability for localized announcements. A SIP interface to phone systems will tie in with City emergency communications.

PROJECT PRIORITY:

START DATE: 2019 **EST TIME TO COMPLETE:** 2 Years

OPERATING BUDGET EFFECT:

NONE
 N/A
 SEE DETAIL

SHEET A 2019-2020/2023-2024 CAPITAL IMPROVEMENTS PROGRAM

PROJECT TITLE: Zoo Improvements	PROJECT CATEGORY: Zoological Park
PROJECT NUMBER: 431501	COUNCIL DISTRICT # 4
DIVISION: Public Works	DEPARTMENT: Zoo

PROJECT BUDGET

REVENUE BREAKDOWN

REVENUE SOURCES	PROPERTY TAX 2014	GAEDA	SALES TAX	TOTAL
PRIOR BDGTS	537,500	25,000	1,379,612	1,942,112
PRIOR EXP	144,798	25,000	1,337,192	1,506,988
BUDGET C/O	392,704	0	42,420	435,124
2019-2020	400,000			400,000
2020-2021			200,000	200,000
2021-2022				
2022-2023				
2023-2024				
BEYOND 2024				0
TOTAL COST	937,500	25,000	1,579,612	2,542,112

EXPENDITURE BREAKDOWN

EXPENDITURE BREAKDOWN	ENGINEERING	TESTING	LAND ACQUISITION	CONSTRUCTION	OTHER	TOTAL
PRIOR BDGTS					1,942,112	1,942,112
2019-2020					400,000	400,000
2020-2021					200,000	200,000
2021-2022						
2022-2023						
2023-2024						
BEYOND 2024						0
TOTAL COST	0	0	0	0	2,542,112	2,542,112

PROJECT SPECIFICATIONS

PROJECT DESCRIPTION:
 This will include electrical infrastructure improvements, exhibit improvements to meet code and health standards, water conservation measures to reduce water consumption, deployment of electrical generators at selected locations, and other items as needed.

PROJECT JUSTIFICATION:
 The Zoo needs substantial infrastructure improvements to take advantage of new technology and to counter the inevitable effects of time and usage in order to remain the treasured asset that it is to the City and the surrounding community that enjoys it use.

PROJECT PRIORITY:

START DATE: Ongoing **EST TIME TO COMPLETE:** N/A

OPERATING BUDGET EFFECT:

NONE
 N/A
 SEE DETAIL

SHEET A 2019-2020/2023-2024 CAPITAL IMPROVEMENTS PROGRAM

PROJECT TITLE: Tiger Building Replacement	PROJECT CATEGORY: Zoological Park
PROJECT NUMBER: 431801	COUNCIL DISTRICT # 4
DIVISION: Public Works	DEPARTMENT: Zoo

PROJECT BUDGET

REVENUE BREAKDOWN

REVENUE SOURCES					PROPERTY TAX 2014	
PRIOR BDGTS					650,000	650,000
PRIOR EXP						0
BUDGET C/O					650,000	650,000
2019-2020						
2020-2021						
2021-2022						
2022-2023						
2023-2024						
BEYOND 2024						0
TOTAL COST					650,000	650,000

EXPENDITURE BREAKDOWN

EXPENDITURE BREAKDOWN	ENGINEERING	TESTING	LAND ACQUISITION	CONSTRUCTION	OTHER	TOTAL
PRIOR BDGTS				650,000		650,000
2019-2020						
2020-2021						
2021-2022						
2022-2023						
2023-2024						
BEYOND 2024						0
TOTAL COST	0	0	0	650,000	0	650,000

PROJECT SPECIFICATIONS

PROJECT DESCRIPTION:

Replace existing building that houses 4 animals. New building will be constructed of concrete block with artificial rock façade on the exterior. It will include 4 dens for the cats, as well as a zookeeper work area and a large closet.

PROJECT JUSTIFICATION:

Existing building is 25 years old and has issues with rust, plumbing, and electrical systems.

PROJECT PRIORITY:

START DATE: 2020

EST TIME TO COMPLETE:

1 Year

OPERATING BUDGET EFFECT:

NONE

N/A

SEE DETAIL

SHEET A 2019-2020/2023-2024 CAPITAL IMPROVEMENTS PROGRAM

PROJECT TITLE: Zoo Master Plan & Feasability Study	PROJECT CATEGORY: Zoological Park
PROJECT NUMBER: 431803	COUNCIL DISTRICT # 4
DIVISION: Public Works	DEPARTMENT: Zoo

PROJECT BUDGET

REVENUE BREAKDOWN

REVENUE SOURCES					PROPERTY TAX 2014	
PRIOR BDGTS					200,000	200,000
PRIOR EXP					28,521	28,521
BUDGET C/O					171,479	171,479
2019-2020						
2020-2021						
2021-2022						
2022-2023						
2023-2024						
BEYOND 2024						0
TOTAL COST					200,000	200,000

EXPENDITURE BREAKDOWN

EXPENDITURE BREAKDOWN	ENGINEERING	TESTING	LAND ACQUISITION	CONSTRUCTION	OTHER	TOTAL
PRIOR BDGTS					200,000	200,000
2019-2020						
2020-2021						
2021-2022						
2022-2023						
2023-2024						
BEYOND 2024						0
TOTAL COST					200,000	200,000

PROJECT SPECIFICATIONS

PROJECT DESCRIPTION:

15 year Master Plan and Strategic Plan for the Alexandria Zoo, coordinating and addressing all aspects of expected growth and sustainability during the designated timeframe. The Plan should include benchmarks and measurable outcomes to guide the Zoo in attaining its goals and sustaining success. The 4 major sub-components include: (1) Strategic Initiatives that improve visitor experience and insure long term financial ability, (2) Business Plan providing a projection of business goals and feasibilities, anticipated operational and capital expenditures and anticipated revenue requirements, (3) Capital Facilities Concept Plan (working in conjunction with the Business Plan); (4) Current Facilities and Infrastructure Inventory and Maintenance Sustainability Plan, similar to building information models (BIM). This will provide a plan for sustained maintenance.

PROJECT JUSTIFICATION:

This will guide and provide the technical framework for either sustaining the current level of service or a financially feasible path toward growth.

START DATE: N/A	PROJECT PRIORITY:	EST TIME TO COMPLETE:	N/A
OPERATING BUDGET EFFECT:	<input type="checkbox"/> NONE	<input type="checkbox"/> N/A	<input checked="" type="checkbox"/> SEE DETAIL

2019-2020 CAPITAL IMPROVEMENT BUDGET

*****This Page Intentionally Left Blank*****

TABLE OF CONTENTS

COMMUNITY DEVELOPMENT

2019-2020

**COMBINED CAPITAL PROJECTS
SOURCES OF FUNDING SUMMARY**

COMMUNITY DEVELOPMENT

PROJECT IDENTIFICATION	SALES TAXES	AD VAL TAX- 14	AD VAL TAX- 18	FEDERAL FUNDS	STATE FUNDS	UTILITY FUND	OTHER	TOTALS
	0	0	0	0	0	0	0	0
Total CDBG Capital	0	0	0	0	0	0	0	0

2019-2020

GENERAL CAPITAL PROJECTS
FIVE YEAR CAPITAL PLAN

COMMUNITY DEVELOPMENT BLOCK GRANT

PROJ #	PROJECT IDENTIFICATION	BUDGET C/O	FISCAL YEAR					TOTAL 5 YEAR	BEYOND 2024	TOTAL COST
			19-20	20-21	21-22	22-23	23-24			

TOTAL CDBG

0 0 0 0 0 0 0 0 0 0

- * Project Number to be Assigned
- ⊙ New or Revised Projects
- ▨ Projects to be closed

2019-2020 CAPITAL IMPROVEMENT BUDGET

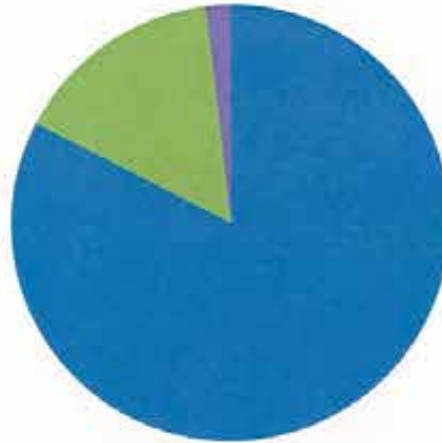
*****This Page Intentionally Left Blank*****

K. ENTERPRISE CAPITAL PROJECTS

ENTERPRISE CAPITAL PROJECTS

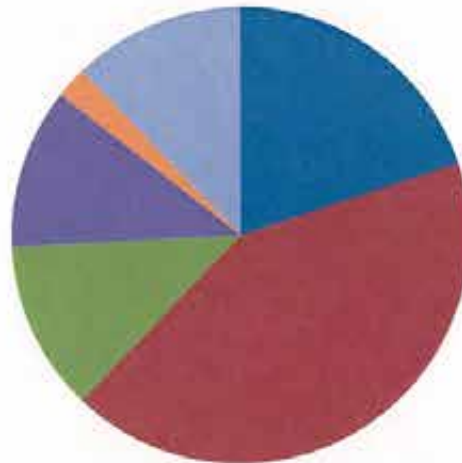
**REVENUES & EXPENSES
FISCAL YEAR 2019-2020**

Revenues



■ Utility Funds ■ Closed Projects ■ Intergovernmental ■ Sales Tax

Expenses



■ Electric ■ Water ■ Gas ■ Wastewater ■ Unappropriated ■ Other ■ Bus

**COMBINED ENTERPRISE CAPITAL PROJECTS
SOURCES OF FUNDING SUMMARY**

PROJECT IDENTIFICATION	SALES TAXES	AD VAL TAX- 14	AD VAL TAX- 18	FEDERAL FUNDS	STATE FUNDS	UTILITY FUND	OTHER	TOTALS
SUMMARY								
SOURCES OF FUNDING								
Current Year Transfers	150,000					6,811,000		6,961,000
(Less Debt Service)								0
Interest Income						0		0
Transfers From Prior Projects								0
Interfund Transfer Utility Fund								0
Interfund Transfer General Fund								0
Intergovernmental				850,000	431,000			1,281,000
Private Contributions								0
Debt Proceeds						0		0
Other							0	0
Fund Balance	0	0	0	0	0	0	0	0
TOTAL	150,000	0	0	850,000	431,000	6,811,000	0	8,242,000
EXPENDITURES								
Enterprise CIP - Utility Fund	0	0	0	0	431,000	6,811,000	0	7,242,000
Enterprise CIP - Transit System	150,000	0	0	850,000	0	0	0	1,000,000
Enterprise CIP - Sanitation Fund	0	0	0	0	0	0	0	0
TOTAL	150,000	0	0	850,000	431,000	6,811,000	0	8,242,000
UNAPPRPTD BALANCE	0	0	0	0	0	0	0	0

2019-2020/2023-2024 CAPITAL IMPROVEMENTS BUDGET

TABLE OF CONTENTS

ELECTRIC

		PAGE
729202	Circuit Reconductoring	126
720003	Replace Distribution Breakers	127
720601	138 KV Pole Change Out	128
720801	Electric Utility Relocation	129
720804	Substation Maintenance	130
720805	Distribution Feeder Maintenance	131
720903	138 KV Pilot Wire Replacement	132
721302	138 KV Transmission Upgrade	133
721401	DG Hunter Units #5-11	134
721502	Bayou Cove #1 Comb Inspection	135
721503	Bayou Cove #1 Capital Imp	136
721602	Pecan Bayou Subdivision Ph 5	137
721701	Willow Glen Transformer Rep	138
721702	Rep Twin Bridges Autotransformer	139
721703	Rep Bayou Rapides Transformer	140
721704	MacArthur Drive Lighting Replacement	141
721801	Demolition DG Hunter 1-4	142
721802	Prescott 2400V Conversion	143
721901	Downtown-Willow Glen 138 KV Rebuild	144
721902	DG Hunter #5-11 Major Maintenance	145
721903	DG Hunter #5-11 Stack Testing	146
*	Power Plant GSU Switch Upgrade	147
*	Paint Substation Transformers/Switchgear	148
*	Replace Bayou Rapides Switchgear #1	149
*	Replace Prescott Switchgear #1	150
*	Replace Prescott Transformer #2	151
*	Willow Glen Breaker & Switch Rep	152
*	Twin Bridges Breaker & Switch Rep	153

2019-2020

**COMBINED CAPITAL PROJECTS
SOURCES OF FUNDING SUMMARY**

ELECTRIC

PROJECT IDENTIFICATION	SALES TAXES	AD VAL TAX- 14	AD VAL TAX- 18	FEDERAL FUNDS	STATE FUNDS	UTILITY FUND	OTHER	TOTALS
Electric Utility Relocation					431,000	144,000		575,000
Substation Maintenance						235,000		235,000
Distribution Feeder Maintenance						85,000		85,000
138 KV Pilot Wire Replacement						100,000		100,000
Demolition DG Hunter 1-4						125,000		125,000
Prescott 2400V Conversion						175,000		175,000
DG Hunter #5-11 Major Maintenance						350,000		350,000
<hr/>								
Total Electric	0	0	0	0	431,000	1,214,000	0	1,645,000
<hr/>								

**2019-2020
ENTERPRISE CAPITAL PROJECTS
FIVE YEAR CAPITAL PLAN**

ELECTRIC

PROJ #	PROJECT IDENTIFICATION	BUDGET C/O	FISCAL YEAR					TOTAL 5 YEAR	BEYOND 2024	TOTAL COST
			19-20	20-21	21-22	22-23	23-24			
729202	Circuit Reconductoring	880,335		250,000	250,000	250,000	250,000	1,000,000		1,880,335
720003	Replace Distribution Breakers	30,333						0		30,333
720601	138 KV Pole Change Out	0		300,000	300,000			600,000		600,000
720801	Electric Utility Relocation	345,482	575,000	200,000	200,000	200,000	200,000	1,375,000		1,721,482
720804	Substation Maintenance	286,552	235,000	250,000	250,000	275,000	275,000	1,285,000		1,571,552
720805	Distribution Feeder Maintenance	393,924	85,000	200,000	200,000	200,000	200,000	885,000		1,278,924
720903	138 KV Pilot Wire Replacement	543,146	100,000					100,000		643,146
721302	138 KV Transmission Upgrade	472,525			1,875,000	500,000	500,000	2,875,000	500,000	3,847,525
721401	DG Hunter Units #5-11	829,519						0		829,519
721502	Bayou Cove #1 Comb Inspection	300,000						0		300,000
721503	Bayou Cove #1 Capital Imp	75,000						0		75,000
721602	Pecan Bayou Subdivision Ph 5	73,417						0		73,417
721701	Willow Glen Transformer Rep	201,586						0		201,586
721702	Rep Twin Bridges Autotransformer	4,905,681						0		4,905,681
721703	Rep Bayou Rapides Transformer	29,362						0		29,362
721704	MacArthur Drive Lighting Replacement	884,650		250,000	200,000			450,000		1,334,650
721801	Demolition DG Hunter 1-4	41,470	125,000	125,000	125,000	125,000	125,000	625,000		666,470
721802	Prescott 2400V Conversion	450,000	175,000					175,000		625,000
721901	Downtown-Willow Glen 138 KV Rebulk	2,094,904						0	4,000,000	6,094,904
721902	DG Hunter #5-11 Major Maintenance	350,000	350,000	350,000				700,000		1,050,000
721903	DG Hunter #5-11 Stack Testing	58,502			75,000			75,000		133,502
*	Power Plant GSI Switch Upgrade	0		250,000				250,000		250,000
*	Paint Substation Transformers/Switchg	0		125,000				125,000		125,000
*	Replace Bayou Rapides Switchgear #1	0		675,000	100,000			775,000		775,000
*	Replace Prescott Switchgear #1	0						0	750,000	750,000
*	Replace Prescott Transformer #2	0						0	1,750,000	1,750,000
*	Willow Glen Breaker & Switch Rep	0						0	2,000,000	2,000,000
*	Twin Bridges Breaker & Switch Rep	0						0	2,000,000	2,000,000
Total Electric		13,247,408	1,645,000	2,975,000	3,575,000	1,550,000	1,550,000	11,295,000	11,000,000	35,542,408

- * Project Number to be Assigned
- ⊖ New or Revised Projects
- ▨ Projects to be closed

SHEET A 2019-2020/2023-2024 CAPITAL IMPROVEMENTS PROGRAM

PROJECT TITLE: Circuit Reconductoring/ Distribution Voltage	PROJECT CATEGORY: Electric
PROJECT NUMBER: 729202	COUNCIL DISTRICT # N/A
DIVISION: Utilities	DEPARTMENT: Electric Distribution

PROJECT BUDGET

REVENUE BREAKDOWN

REVENUE SOURCES				UTILITY FUND	REVENUE BONDS-'89	TOTAL
PRIOR BDGTS				6,016,605	404,409	6,421,014
PRIOR EXP				5,136,270	404,409	5,540,679
BUDGET C/O				880,335	0	880,335
2019-2020						
2020-2021				250,000		250,000
2021-2022				250,000		250,000
2022-2023				250,000		250,000
2023-2024				250,000		250,000
BEYOND 2024						0
TOTAL COST				7,016,605	404,409	7,421,014

EXPENDITURE BREAKDOWN

EXPENDITURE BREAKDOWN	ENGINEERING	TESTING	LAND ACQUISITION	CONSTRUCTION	OTHER	TOTAL
PRIOR BDGTS	72,000			3,249,014	3,100,000	6,421,014
2019-2020						
2020-2021					250,000	250,000
2021-2022					250,000	250,000
2022-2023					250,000	250,000
2023-2024					250,000	250,000
BEYOND 2024						0
TOTAL COST	72,000	0	0	3,249,014	4,100,000	7,421,014

PROJECT SPECIFICATIONS

PROJECT DESCRIPTION:
Replace undersized, old conductors on existing 12.5 KV circuits that have become too small to carry the load required and to replace existing 2.5 KV line with 7.2 KV Distribution.

PROJECT JUSTIFICATION:
Continued expansion of the system, along with load growth has made many old circuits inadequate. Voltage regulation, burned connections and customer complaints require upgrades on a continuing schedule as workload and funds allow.

PROJECT PRIORITY: B

START DATE: Ongoing **EST TIME TO COMPLETE:** As needed

OPERATING BUDGET EFFECT:
 NONE N/A SEE DETAIL

SHEET A 2019-2020/2023-2024 CAPITAL IMPROVEMENTS PROGRAM

PROJECT TITLE: Replace Distribution Breakers at Power Plant		PROJECT CATEGORY: Electric	
PROJECT NUMBER: 720003		COUNCIL DISTRICT # N/A	
DIVISION: Utilities		DEPARTMENT: Electric Distribution	

PROJECT BUDGET

REVENUE BREAKDOWN

REVENUE SOURCES					UTILITY FUND	TOTAL
PRIOR BDGTS					167,500	167,500
PRIOR EXP					137,167	137,167
BUDGET C/O					30,333	30,333
2019-2020						
2020-2021						
2021-2022						
2022-2023						
2023-2024						
BEYOND 2024						0
TOTAL COST					167,500	167,500

EXPENDITURE BREAKDOWN

EXPENDITURE BREAKDOWN	ENGINEERING	TESTING	LAND ACQUISITION	CONSTRUCTION	OTHER	TOTAL
PRIOR BDGTS					167,500	167,500
2019-2020						
2020-2021						
2021-2022						
2022-2023						
2023-2024						
BEYOND 2024						0
TOTAL COST					167,500	167,500

PROJECT SPECIFICATIONS

PROJECT DESCRIPTION:

Replace outdated & obsolete 12.5 KV breakers in Switchgear at Power Plant. Existing will be changed out at a rate of 3 per year by departmental personnel.

PROJECT JUSTIFICATION:

Existing breakers were installed in the mid 1960's and do not have reclosing capabilities.

PROJECT PRIORITY:

START DATE: 2004

EST TIME TO COMPLETE: N/A

OPERATING BUDGET EFFECT:

NONE

N/A

SEE DETAIL

SHEET A 2019-2020/2023-2024 CAPITAL IMPROVEMENTS PROGRAM

PROJECT TITLE: 138 KV Pole Change Out	PROJECT CATEGORY: Electric
PROJECT NUMBER: 720601	COUNCIL DISTRICT # N/A
DIVISION: Utilities	DEPARTMENT: Electric Distribution

PROJECT BUDGET

REVENUE BREAKDOWN

REVENUE SOURCES					UTILITY FUND	TOTAL
PRIOR BDGTS						0
PRIOR EXP						0
BUDGET C/O						0
2019-2020						
2020-2021					300,000	300,000
2021-2022					300,000	300,000
2022-2023						
2023-2024						
BEYOND 2024						0
TOTAL COST					600,000	600,000

EXPENDITURE BREAKDOWN

EXPENDITURE BREAKDOWN	ENGINEERING	TESTING	LAND ACQUISITION	CONSTRUCTION	OTHER	TOTAL
PRIOR BDGTS						0
2019-2020						
2020-2021					300,000	300,000
2021-2022					300,000	300,000
2022-2023						
2023-2024						
BEYOND 2024						0
TOTAL COST					600,000	600,000

PROJECT SPECIFICATIONS

PROJECT DESCRIPTION:
 Replace approximately 84 transmission poles in the 138 KV Loop. Original poles were installed in the 1960's and had an anticipated life of 30 years. Most of the engineering has been done "in house".

PROJECT JUSTIFICATION:
 The 138 KV Loop provides power to all the substations in the system. If 2 sections of the loop are lost simultaneously, many customers would be without power until the 90' and 100' poles could be replaced, which would take too long with existing City crews and equipment.

PROJECT PRIORITY: A

START DATE: 2004 **EST TIME TO COMPLETE:** Ongoing

OPERATING BUDGET EFFECT:
 NONE N/A SEE DETAIL

SHEET A 2019-2020/2023-2024 CAPITAL IMPROVEMENTS PROGRAM

PROJECT TITLE: Electric Utility Relocations	PROJECT CATEGORY: Electric
PROJECT NUMBER: 720801	COUNCIL DISTRICT # N/A
DIVISION: Utilities	DEPARTMENT: Electric Distribution

PROJECT BUDGET

REVENUE BREAKDOWN

REVENUE SOURCES				STATE	UTILITY FUND	TOTAL
PRIOR BDGTS					900,000	900,000
PRIOR EXP					553,518	553,518
BUDGET C/O					346,482	346,482
2019-2020				431,000	144,000	575,000
2020-2021					200,000	200,000
2021-2022					200,000	200,000
2022-2023					200,000	200,000
2023-2024					200,000	200,000
BEYOND 2024						0
TOTAL COST				431,000	1,844,000	2,275,000

EXPENDITURE BREAKDOWN

EXPENDITURE BREAKDOWN	ENGINEERING	TESTING	LAND ACQUISITION	CONSTRUCTION	OTHER	TOTAL
PRIOR BDGTS				50,000	850,000	900,000
2019-2020	30,000			545,000		575,000
2020-2021	30,000			170,000		200,000
2021-2022	30,000			170,000		200,000
2022-2023	30,000			170,000		200,000
2023-2024	30,000			170,000		200,000
BEYOND 2024						0
TOTAL COST	150,000	0	0	1,275,000	850,000	2,275,000

PROJECT SPECIFICATIONS

PROJECT DESCRIPTION:

Relocation of electrical lines and poles for various capital projects throughout the year.

PROJECT JUSTIFICATION:

Presently using Maintenance funds for utility relocations for ditch closures and road improvements. There is no way to anticipate future projects and their relocation costs.

PROJECT PRIORITY:

START DATE: Ongoing

A
EST TIME TO COMPLETE: Ongoing

OPERATING BUDGET EFFECT:

NONE N/A SEE DETAIL

SHEET A 2019-2020/2023-2024 CAPITAL IMPROVEMENTS PROGRAM

PROJECT TITLE: Substation Maintenance	PROJECT CATEGORY: Electric
PROJECT NUMBER: 720804	COUNCIL DISTRICT # N/A
DIVISION: Utilities	DEPARTMENT: Electric Distribution

PROJECT BUDGET

REVENUE BREAKDOWN

REVENUE SOURCES					UTILITY FUND	TOTAL
PRIOR BDGTS					1,990,000	1,990,000
PRIOR EXP					1,703,448	1,703,448
BUDGET C/O					286,552	286,552
2019-2020					235,000	235,000
2020-2021					250,000	250,000
2021-2022					250,000	250,000
2022-2023					275,000	275,000
2023-2024					275,000	275,000
BEYOND 2024						0
TOTAL COST					3,275,000	3,275,000

EXPENDITURE BREAKDOWN

EXPENDITURE BREAKDOWN	ENGINEERING	TESTING	LAND ACQUISITION	CONSTRUCTION	OTHER	TOTAL
PRIOR BDGTS					1,990,000	1,990,000
2019-2020					235,000	235,000
2020-2021					250,000	250,000
2021-2022					250,000	250,000
2022-2023					275,000	275,000
2023-2024					275,000	275,000
BEYOND 2024						0
TOTAL COST					3,275,000	3,275,000

PROJECT SPECIFICATIONS

PROJECT DESCRIPTION:

Inspection, testing, and cleaning of all oil filled transformers and Oil Circuit Breakers in the Substations. This would include filtering or replacing the oil as needed and testing all components of the Tap Changers and Oil Circuit Breakers

PROJECT JUSTIFICATION:

More extensive testing required by NERC/FERC.

PROJECT PRIORITY:

START DATE: Ongoing

EST TIME TO COMPLETE: Ongoing

OPERATING BUDGET EFFECT:

NONE

N/A

SEE DETAIL

SHEET A 2019-2020/2023-2024 CAPITAL IMPROVEMENTS PROGRAM

PROJECT TITLE: Distribution Feeder Maintenance	PROJECT CATEGORY: Electric
PROJECT NUMBER: 720805	COUNCIL DISTRICT # N/A
DIVISION: Utilities	DEPARTMENT: Electric Distribution

PROJECT BUDGET

REVENUE BREAKDOWN

REVENUE SOURCES					UTILITY FUND	TOTAL
PRIOR BDGTS					2,175,000	2,175,000
PRIOR EXP					1,781,076	1,781,076
BUDGET C/O					393,924	393,924
2019-2020					85,000	85,000
2020-2021					200,000	200,000
2021-2022					200,000	200,000
2022-2023					200,000	200,000
2023-2024					200,000	200,000
BEYOND 2024						0
TOTAL COST					3,060,000	3,060,000

EXPENDITURE BREAKDOWN

EXPENDITURE BREAKDOWN	ENGINEERING	TESTING	LAND ACQUISITION	CONSTRUCTION	OTHER	TOTAL
PRIOR BDGTS					2,175,000	2,175,000
2019-2020					85,000	85,000
2020-2021					200,000	200,000
2021-2022					200,000	200,000
2022-2023					200,000	200,000
2023-2024					200,000	200,000
BEYOND 2024						0
TOTAL COST					3,060,000	3,060,000

PROJECT SPECIFICATIONS

PROJECT DESCRIPTION: Upgrade and rehab main feeder circuits coming from substations.	
PROJECT JUSTIFICATION: There are 61 major circuits feeding from substations and spread out to service customers. An organized, continuing maintenance program is needed to ensure system reliability.	
PROJECT PRIORITY: A	
START DATE: Ongoing	EST TIME TO COMPLETE: Ongoing
OPERATING BUDGET EFFECT:	
<input checked="" type="checkbox"/> NONE	<input type="checkbox"/> N/A <input type="checkbox"/> SEE DETAIL

SHEET A 2019-2020/2023-2024 CAPITAL IMPROVEMENTS PROGRAM

PROJECT TITLE: 138 KV Pilot Wire Replacement	PROJECT CATEGORY: Electric
PROJECT NUMBER: 720903	COUNCIL DISTRICT # N/A
DIVISION: Utilities	DEPARTMENT: Electric Distribution

PROJECT BUDGET

REVENUE BREAKDOWN

REVENUE SOURCES					UTILITY FUND	TOTAL
PRIOR BDGTS					1,795,000	1,795,000
PRIOR EXP					1,251,854	1,251,854
BUDGET C/O					543,146	543,146
2019-2020					100,000	100,000
2020-2021						
2021-2022						
2022-2023						
2023-2024						
BEYOND 2024						
TOTAL COST					1,895,000	1,895,000

EXPENDITURE BREAKDOWN

EXPENDITURE BREAKDOWN	ENGINEERING	TESTING	LAND ACQUISITION	CONSTRUCTION	OTHER	TOTAL
PRIOR BDGTS	445,000				1,350,000	1,795,000
2019-2020					100,000	100,000
2020-2021						
2021-2022						
2022-2023						
2023-2024						
BEYOND 2024						0
TOTAL COST	445,000	0	0	0	1,450,000	1,895,000

PROJECT SPECIFICATIONS

PROJECT DESCRIPTION:

Replace existing pilot communications system with ADSS Fiber Optic Cable.

PROJECT JUSTIFICATION:

Existing pilot wire system does not correctly control the transfer trip scheme between substations. In some instances, cascading 138KV outages have resulted from this poor communication. This problem must be corrected on the the City will face fines from NERC for failing to correct a know misoperation.

Excess capacity will be made available for use by other City departments.

PROJECT PRIORITY:

START DATE: Ongoing

EST TIME TO COMPLETE: Ongoing

OPERATING BUDGET EFFECT:

X NONE

N/A

SEE DETAIL

SHEET A 2019-2020/2023-2024 CAPITAL IMPROVEMENTS PROGRAM

PROJECT TITLE: DG Hunter Units #5-11	PROJECT CATEGORY: Electric
PROJECT NUMBER: 721401	COUNCIL DISTRICT # N/A
DIVISION: Utilities	DEPARTMENT: Electric Production

PROJECT BUDGET

REVENUE BREAKDOWN

REVENUE SOURCES				UTILITY FUND	Utility Revenue Bonds 2013	TOTAL
PRIOR BDGTS				1,261,009	85,532,709	86,793,718
PRIOR EXP				431,490	85,532,709	85,964,199
BUDGET C/O				829,519	0	829,519
2019-2020						
2020-2021						
2021-2022						
2022-2023						
2023-2024						
BEYOND 2024						0
TOTAL COST				1,261,009	85,532,709	86,793,718

EXPENDITURE BREAKDOWN

EXPENDITURE BREAKDOWN	ENGINEERING	TESTING	LAND ACQUISITION	CONSTRUCTION	OTHER	TOTAL
PRIOR BDGTS					86,793,718	86,793,718
2019-2020						
2020-2021						
2021-2022						
2022-2023						
2023-2024						
BEYOND 2024						0
TOTAL COST					86,793,718	86,793,718

PROJECT SPECIFICATIONS

PROJECT DESCRIPTION:
Installation of seven (7) 9.3 MW Wartsila natural gas fueled reciprocating engine generators at DG Hunter Electrical Generating Station.

PROJECT JUSTIFICATION:
Provide generation for the City's future electrical resource plan.

PROJECT PRIORITY: A

START DATE: 2016 **EST TIME TO COMPLETE:** 2 Years

OPERATING BUDGET EFFECT:
 NONE N/A SEE DETAIL

SHEET A 2019-2020/2023-2024 CAPITAL IMPROVEMENTS PROGRAM

PROJECT TITLE: Bayou Cove #1 Comb Inspection	PROJECT CATEGORY: Electric
PROJECT NUMBER: 721502	COUNCIL DISTRICT # N/A
DIVISION: Utilities	DEPARTMENT: Electric Production

PROJECT BUDGET

REVENUE BREAKDOWN

REVENUE SOURCES					UTILITY FUND	TOTAL
PRIOR BDGTS					620,000	620,000
PRIOR EXP					320,000	320,000
BUDGET C/O					300,000	300,000
2019-2020						
2020-2021						
2021-2022						
2022-2023						
2023-2024						
BEYOND 2024						0
TOTAL COST					620,000	620,000

EXPENDITURE BREAKDOWN

EXPENDITURE BREAKDOWN	ENGINEERING	TESTING	LAND ACQUISITION	CONSTRUCTION	OTHER	TOTAL
PRIOR BDGTS					620,000	620,000
2019-2020						
2020-2021						
2021-2022						
2022-2023						
2023-2024						
BEYOND 2024						0
TOTAL COST					620,000	620,000

PROJECT SPECIFICATIONS

PROJECT DESCRIPTION:

Tear down and inspection of Bayou Cove #1 turbine and combustion path.

PROJECT JUSTIFICATION:

Required by the manufacturer.

PROJECT PRIORITY:

START DATE: 2018

EST TIME TO COMPLETE: 1 Month

OPERATING BUDGET EFFECT:

NONE

N/A

SEE DETAIL

SHEET A 2019-2020/2023-2024 CAPITAL IMPROVEMENTS PROGRAM

PROJECT TITLE: Bayou Cove #1 Capital Improvement	PROJECT CATEGORY: Electric
PROJECT NUMBER: 721503	COUNCIL DISTRICT # N/A
DIVISION: Utilities	DEPARTMENT: Electric Production

PROJECT BUDGET

REVENUE BREAKDOWN

REVENUE SOURCES					UTILITY FUND	TOTAL
PRIOR BDGTS					75,000	75,000
PRIOR EXP						0
BUDGET C/O					75,000	75,000
2019-2020						
2020-2021						
2021-2022						
2022-2023						
2023-2024						
BEYOND 2024						0
TOTAL COST					75,000	75,000

EXPENDITURE BREAKDOWN

EXPENDITURE BREAKDOWN	ENGINEERING	TESTING	LAND ACQUISITION	CONSTRUCTION	OTHER	TOTAL
PRIOR BDGTS					75,000	75,000
2019-2020						
2020-2021						
2021-2022						
2022-2023						
2023-2024						
BEYOND 2024						0
TOTAL COST					75,000	75,000

PROJECT SPECIFICATIONS

PROJECT DESCRIPTION:

Capital Improvement as needed for Bayou Cove #1.

PROJECT JUSTIFICATION:

The City acquired Bayou Cove #1 in 2014, and recognized the need for minor capital improvements as needs arise.

PROJECT PRIORITY:

START DATE: Ongoing

EST TIME TO COMPLETE: Ongoing

OPERATING BUDGET EFFECT:

NONE

N/A

SEE DETAIL

SHEET A 2019-2020/2023-2024 CAPITAL IMPROVEMENTS PROGRAM

PROJECT TITLE: Pecan Grove Subdivision Ph 5	PROJECT CATEGORY: Electric
PROJECT NUMBER: 721602	COUNCIL DISTRICT # N/A
DIVISION: Utilities	DEPARTMENT: Electric Distribution

PROJECT BUDGET

REVENUE BREAKDOWN

REVENUE SOURCES					UTILITY FUND	TOTAL
PRIOR BDGTS					210,000	210,000
PRIOR EXP					136,583	136,583
BUDGET C/O					73,417	73,417
2019-2020						
2020-2021						
2021-2022						
2022-2023						
2023-2024						
BEYOND 2024						0
TOTAL COST					210,000	210,000

EXPENDITURE BREAKDOWN

EXPENDITURE BREAKDOWN	ENGINEERING	TESTING	LAND ACQUISITION	CONSTRUCTION	OTHER	TOTAL
PRIOR BDGTS					210,000	210,000
2019-2020						
2020-2021						
2021-2022						
2022-2023						
2023-2024						
BEYOND 2024						0
TOTAL COST					210,000	210,000

PROJECT SPECIFICATIONS

PROJECT DESCRIPTION: Extend electrical service to Pecan Bayou Subdivision Phase 5.	
PROJECT JUSTIFICATION: Expansion of the utility customer base due to private development.	
PROJECT PRIORITY:	A
START DATE:	2,019 EST TIME TO COMPLETE: 2 Years
OPERATING BUDGET EFFECT:	
<input checked="" type="checkbox"/> NONE <input type="checkbox"/> N/A <input type="checkbox"/> SEE DETAIL	

SHEET A 2019-2020/2023-2024 CAPITAL IMPROVEMENTS PROGRAM

PROJECT TITLE: Willow Glen Tranformer Replacement	PROJECT CATEGORY: Electric
PROJECT NUMBER: 721701	COUNCIL DISTRICT # N/A
DIVISION: Utilities	DEPARTMENT: Electric Distribution

PROJECT BUDGET

REVENUE BREAKDOWN

REVENUE SOURCES					UTILITY FUND	TOTAL
PRIOR BDGTS					975,000	975,000
PRIOR EXP					773,414	773,414
BUDGET C/O					201,586	201,586
2019-2020						
2020-2021						
2021-2022						
2022-2023						
2023-2024						
BEYOND 2024						0
TOTAL COST					975,000	975,000

EXPENDITURE BREAKDOWN

EXPENDITURE BREAKDOWN	ENGINEERING	TESTING	LAND ACQUISITION	CONSTRUCTION	OTHER	TOTAL
PRIOR BDGTS	155,000			595,000	225,000	975,000
2019-2020						
2020-2021						
2021-2022						
2022-2023						
2023-2024						
BEYOND 2024						0
TOTAL COST					225,000	975,000

PROJECT SPECIFICATIONS

PROJECT DESCRIPTION:
Replace transformer at the Willow Glen Substation.

PROJECT JUSTIFICATION:
Existing transformer is at the end of useful life.

PROJECT PRIORITY: A

START DATE: 2019 **EST TIME TO COMPLETE:** 2 Years

OPERATING BUDGET EFFECT:

NONE
 N/A
 SEE DETAIL

SHEET A 2019-2020/2023-2024 CAPITAL IMPROVEMENTS PROGRAM

PROJECT TITLE: Rep Twin Bridges Autotransformer	PROJECT CATEGORY: Electric
PROJECT NUMBER: 721702	COUNCIL DISTRICT # N/A
DIVISION: Utilities	DEPARTMENT: Electric Distribution

PROJECT BUDGET

REVENUE BREAKDOWN

REVENUE SOURCES	Utility Revenue Bonds 2013	UTILITY FUND	TOTAL
PRIOR BDGTS	29,944	5,870,056	5,900,000
PRIOR EXP	29,944	964,375	994,319
BUDGET C/O	0	4,905,681	4,905,681
2019-2020			
2020-2021			
2021-2022			
2022-2023			
2023-2024			
BEYOND 2024			0
TOTAL COST	29,944	4,905,681	5,900,000

EXPENDITURE BREAKDOWN

EXPENDITURE BREAKDOWN	ENGINEERING	TESTING	LAND ACQUISITION	CONSTRUCTION	OTHER	TOTAL
PRIOR BDGTS				900,000	5,000,000	5,900,000
2019-2020						
2020-2021						
2021-2022						
2022-2023						
2023-2024						
BEYOND 2024						0
TOTAL COST				900,000	5,000,000	5,900,000

PROJECT SPECIFICATIONS

PROJECT DESCRIPTION:

Replace transformer at the Twin Bridges Road Substation.

PROJECT JUSTIFICATION:

Existing transformer is at the end of useful life.

PROJECT PRIORITY:

START DATE: 2019 **EST TIME TO COMPLETE:** 2 Years

OPERATING BUDGET EFFECT:

X NONE N/A SEE DETAIL

SHEET A 2019-2020/2023-2024 CAPITAL IMPROVEMENTS PROGRAM

PROJECT TITLE: Rep Bayou Rapides Autotransformer	PROJECT CATEGORY: Electric
PROJECT NUMBER: 721703	COUNCIL DISTRICT # N/A
DIVISION: Utilities	DEPARTMENT: Electric Distribution

PROJECT BUDGET

REVENUE BREAKDOWN

REVENUE SOURCES				Utility Revenue Bonds 2013	UTILITY FUND	TOTAL
PRIOR BDGTS				1,025,981	324,019	1,350,000
PRIOR EXP				1,025,981	294,637	1,320,618
BUDGET C/O				0	29,382	29,382
2019-2020						
2020-2021						
2021-2022						
2022-2023						
2023-2024						
BEYOND 2024						0
TOTAL COST				1,025,981	324,019	1,350,000

EXPENDITURE BREAKDOWN

EXPENDITURE BREAKDOWN	ENGINEERING	TESTING	LAND ACQUISITION	CONSTRUCTION	OTHER	TOTAL
PRIOR BDGTS					1,350,000	1,350,000
2019-2020						
2020-2021						
2021-2022						
2022-2023						
2023-2024						
BEYOND 2024						0
TOTAL COST	0			0	1,350,000	1,350,000

PROJECT SPECIFICATIONS

PROJECT DESCRIPTION:
Replace transformer at the Bayou Rapides Substation.

PROJECT JUSTIFICATION:
Existing transformer is 35 years old and nearing the end of it's useful life.

PROJECT PRIORITY: A

START DATE: 2020 **EST TIME TO COMPLETE:** 2 Years

OPERATING BUDGET EFFECT:
 NONE N/A SEE DETAIL

SHEET A 2019-2020/2023-2024 CAPITAL IMPROVEMENTS PROGRAM

PROJECT TITLE: MacArthur Drive Lighting Replacement	PROJECT CATEGORY: Electric
PROJECT NUMBER: 721704	COUNCIL DISTRICT # N/A
DIVISION: Utilities	DEPARTMENT: Electric Distribution

PROJECT BUDGET

REVENUE BREAKDOWN

REVENUE SOURCES					UTILITY FUND	TOTAL
PRIOR BDGTS					2,000,000	2,000,000
PRIOR EXP					1,115,350	1,115,350
BUDGET C/O					884,650	884,650
2019-2020						
2020-2021					250,000	250,000
2021-2022					200,000	200,000
2022-2023						
2023-2024						
BEYOND 2024						0
TOTAL COST					2,450,000	2,450,000

EXPENDITURE BREAKDOWN

EXPENDITURE BREAKDOWN	ENGINEERING	TESTING	LAND ACQUISITION	CONSTRUCTION	OTHER	TOTAL
PRIOR BDGTS	75,000				1,925,000	2,000,000
2019-2020						
2020-2021	75,000				175,000	250,000
2021-2022	50,000				150,000	200,000
2022-2023						
2023-2024						
BEYOND 2024						0
TOTAL COST	200,000			0	2,250,000	2,450,000

PROJECT SPECIFICATIONS

PROJECT DESCRIPTION:

Replacement of approximately 5 miles of existing roadway lighting with modern, energy efficient system.

PROJECT JUSTIFICATION:

Existing was installed in the 1970's. It is outdated and beyond repair.

PROJECT PRIORITY:

A

START DATE:

2018

EST TIME TO COMPLETE: 2 Years

OPERATING BUDGET EFFECT:

NONE

N/A

SEE DETAIL

SHEET A 2019-2020/2023-2024 CAPITAL IMPROVEMENTS PROGRAM

PROJECT TITLE: Demolition of DG Hunter #1-4	PROJECT CATEGORY: Electric
PROJECT NUMBER: 721801	COUNCIL DISTRICT # N/A
DIVISION: Utilities	DEPARTMENT: Electric Distribution

PROJECT BUDGET

REVENUE BREAKDOWN

REVENUE SOURCES					UTILITY FUND	TOTAL
PRIOR BDGTS					250,000	250,000
PRIOR EXP					208,530	208,530
BUDGET C/O					41,470	41,470
2019-2020					125,000	125,000
2020-2021					125,000	125,000
2021-2022					125,000	125,000
2022-2023					125,000	125,000
2023-2024					125,000	125,000
BEYOND 2024						0
TOTAL COST					875,000	875,000

EXPENDITURE BREAKDOWN

EXPENDITURE BREAKDOWN	ENGINEERING	TESTING	LAND ACQUISITION	CONSTRUCTION	OTHER	TOTAL
PRIOR BDGTS					250,000	250,000
2019-2020					125,000	125,000
2020-2021					125,000	125,000
2021-2022					125,000	125,000
2022-2023					125,000	125,000
2023-2024					125,000	125,000
BEYOND 2024						0
TOTAL COST					875,000	875,000

PROJECT SPECIFICATIONS

PROJECT DESCRIPTION:
Dismantling and salvaging of DG Hunter Units #1-4.

PROJECT JUSTIFICATION:
This units are obsolete and no longer needed for the production of electricity.

PROJECT PRIORITY: A
START DATE: 2,018 **EST TIME TO COMPLETE:** 5 Years
OPERATING BUDGET EFFECT:
 NONE N/A SEE DETAIL

SHEET A 2019-2020/2023-2024 CAPITAL IMPROVEMENTS PROGRAM

PROJECT TITLE: Prescott 2400V Conversion	PROJECT CATEGORY: Electric
PROJECT NUMBER: 721802	COUNCIL DISTRICT # N/A
DIVISION: Utilities	DEPARTMENT: Electric Distribution

PROJECT BUDGET

REVENUE BREAKDOWN

REVENUE SOURCES					UTILITY FUND	TOTAL
PRIOR BDGTS					450,000	450,000
PRIOR EXP						0
BUDGET C/O					450,000	450,000
2019-2020					175,000	175,000
2020-2021						
2021-2022						
2022-2023						
2023-2024						
BEYOND 2024						0
TOTAL COST					625,000	625,000

EXPENDITURE BREAKDOWN

EXPENDITURE BREAKDOWN	ENGINEERING	TESTING	LAND ACQUISITION	CONSTRUCTION	OTHER	TOTAL
PRIOR BDGTS				450,000		450,000
2019-2020				175,000		175,000
2020-2021						
2021-2022						
2022-2023						
2023-2024						
BEYOND 2024						0
TOTAL COST	0			625,000	0	625,000

PROJECT SPECIFICATIONS

PROJECT DESCRIPTION:

Conversion of the Prescott Electric Substation and circuits to 72/12.5 KV operation. Project will include reconductoring 3 distribution circuits and replacing roughly 200 pole mounted transformers.

PROJECT JUSTIFICATION:

Modernization of system.

PROJECT PRIORITY:

A

START DATE: 2019

EST TIME TO COMPLETE: 2 Years

OPERATING BUDGET EFFECT:

X NONE

N/A

SEE DETAIL

SHEET A 2019-2020/2023-2024 CAPITAL IMPROVEMENTS PROGRAM

PROJECT TITLE: Downtown-Willow Glen 138KV Rebuild	PROJECT CATEGORY: Electric
PROJECT NUMBER: 721901	COUNCIL DISTRICT # N/A
DIVISION: Utilities	DEPARTMENT: Electric Distribution

PROJECT BUDGET

REVENUE BREAKDOWN

REVENUE SOURCES					UTILITY FUND	TOTAL
PRIOR BDGTS					2,126,000	2,126,000
PRIOR EXP					31,096	31,096
BUDGET C/O					2,094,904	2,094,904
2019-2020						
2020-2021						
2021-2022						
2022-2023						
2023-2024						
BEYOND 2024					4,000,000	4,000,000
TOTAL COST					6,126,000	6,126,000

EXPENDITURE BREAKDOWN

EXPENDITURE BREAKDOWN	ENGINEERING	TESTING	LAND ACQUISITION	CONSTRUCTION	OTHER	TOTAL
PRIOR BDGTS					2,126,000	2,126,000
2019-2020						
2020-2021						
2021-2022						
2022-2023						
2023-2024						
BEYOND 2024					4,000,000	4,000,000
TOTAL COST	0			0	6,126,000	6,126,000

PROJECT SPECIFICATIONS

PROJECT DESCRIPTION:

Reconductoring approximately 7 miles of existing 636 AAC, 138 KV transmission lines to 636 ACCC conductor. This will increase the lines carrying capacity by roughly 95%.

PROJECT JUSTIFICATION:

MISO mandated for system reliability.

PROJECT PRIORITY:

A

START DATE:

2,020 EST TIME TO COMPLETE: 2 Years

OPERATING BUDGET EFFECT:

NONE

N/A

SEE DETAIL

SHEET A 2019-2020/2023-2024 CAPITAL IMPROVEMENTS PROGRAM

PROJECT TITLE: DG Hunter #5-11 Major Maintenance	PROJECT CATEGORY: Electric
PROJECT NUMBER: 721902	COUNCIL DISTRICT # N/A
DIVISION: Utilities	DEPARTMENT: Electric Distribution

PROJECT BUDGET

REVENUE BREAKDOWN

REVENUE SOURCES					UTILITY FUND	TOTAL
PRIOR BDGTS					350,000	350,000
PRIOR EXP						0
BUDGET C/O					350,000	350,000
2019-2020					350,000	350,000
2020-2021					350,000	350,000
2021-2022						
2022-2023						
2023-2024						
BEYOND 2024						0
TOTAL COST					1,050,000	1,050,000

EXPENDITURE BREAKDOWN

EXPENDITURE BREAKDOWN	ENGINEERING	TESTING	LAND ACQUISITION	CONSTRUCTION	OTHER	TOTAL
PRIOR BDGTS					350,000	350,000
2019-2020					350,000	350,000
2020-2021					350,000	350,000
2021-2022						
2022-2023						
2023-2024						
BEYOND 2024						0
TOTAL COST	0			0	1,050,000	1,050,000

PROJECT SPECIFICATIONS

PROJECT DESCRIPTION: Major Maintenance of RICE units #5-11.	
PROJECT JUSTIFICATION: Required by the manufacturer's recommendation.	
PROJECT PRIORITY: START DATE: 2019	A EST TIME TO COMPLETE: 2 Years
OPERATING BUDGET EFFECT: <input checked="" type="checkbox"/> NONE <input type="checkbox"/> N/A <input type="checkbox"/> SEE DETAIL	

SHEET A 2019-2020/2023-2024 CAPITAL IMPROVEMENTS PROGRAM

PROJECT TITLE: DG Hunter #5-11 Stack Testing	PROJECT CATEGORY: Electric
PROJECT NUMBER: 721903	COUNCIL DISTRICT # N/A
DIVISION: Utilities	DEPARTMENT: Electric Distribution

PROJECT BUDGET

REVENUE BREAKDOWN

REVENUE SOURCES					UTILITY FUND	TOTAL
PRIOR BDGTS					75,000	75,000
PRIOR EXP					16,498	16,498
BUDGET C/O					58,502	58,502
2019-2020						
2020-2021						
2021-2022					75,000	75,000
2022-2023						
2023-2024						
BEYOND 2024						0
TOTAL COST					150,000	150,000

EXPENDITURE BREAKDOWN

EXPENDITURE BREAKDOWN	ENGINEERING	TESTING	LAND ACQUISITION	CONSTRUCTION	OTHER	TOTAL
PRIOR BDGTS					75,000	75,000
2019-2020						
2020-2021						
2021-2022					75,000	75,000
2022-2023						
2023-2024						
BEYOND 2024						0
TOTAL COST	0			0	150,000	150,000

PROJECT SPECIFICATIONS

PROJECT DESCRIPTION:
Emissions testing and certification of RICE units #5-11.

PROJECT JUSTIFICATION:
EPA mandated.

PROJECT PRIORITY: A
START DATE: 2022 **EST TIME TO COMPLETE:** 2 Years
OPERATING BUDGET EFFECT:
 NONE N/A SEE DETAIL

SHEET A 2019-2020/2023-2024 CAPITAL IMPROVEMENTS PROGRAM

PROJECT TITLE: Power Plant GSU Switch Upgrade	PROJECT CATEGORY: Electric
PROJECT NUMBER: N/A	COUNCIL DISTRICT # N/A
DIVISION: Utilities	DEPARTMENT: Electric Distribution

PROJECT BUDGET

REVENUE BREAKDOWN

REVENUE SOURCES					UTILITY FUND	TOTAL
PRIOR BDGTS						0
PRIOR EXP						0
BUDGET C/O						0
2019-2020						
2020-2021					250,000	250,000
2021-2022						
2022-2023						
2023-2024						
BEYOND 2024						0
TOTAL COST					250,000	250,000

EXPENDITURE BREAKDOWN

EXPENDITURE BREAKDOWN	ENGINEERING	TESTING	LAND ACQUISITION	CONSTRUCTION	OTHER	TOTAL
PRIOR BDGTS						0
2019-2020						
2020-2021					250,000	250,000
2021-2022						
2022-2023						
2023-2024						
BEYOND 2024						0
TOTAL COST					250,000	250,000

PROJECT SPECIFICATIONS

PROJECT DESCRIPTION:
Add switches to safely switch between main and reserve GSU's for operation and testing.

PROJECT JUSTIFICATION:
Current system lacks efficiency and would cause multi day outage to change over from one to other for daily operations or testing of GSU's.

PROJECT PRIORITY: A

START DATE: N/A **EST TIME TO COMPLETE:** N/A

OPERATING BUDGET EFFECT:
 NONE N/A SEE DETAIL

SHEET A 2019-2020/2023-2024 CAPITAL IMPROVEMENTS PROGRAM

PROJECT TITLE: Paint Substation Transformers/Switchgear	PROJECT CATEGORY: Electric
PROJECT NUMBER: N/A	COUNCIL DISTRICT # N/A
DIVISION: Utilities	DEPARTMENT: Electric Distribution

PROJECT BUDGET

REVENUE BREAKDOWN

REVENUE SOURCES					UTILITY FUND	TOTAL
PRIOR BDGTS						0
PRIOR EXP						0
BUDGET C/O						0
2019-2020						
2020-2021					125,000	125,000
2021-2022						
2022-2023						
2023-2024						
BEYOND 2024						0
TOTAL COST					125,000	125,000

EXPENDITURE BREAKDOWN

EXPENDITURE BREAKDOWN	ENGINEERING	TESTING	LAND ACQUISITION	CONSTRUCTION	OTHER	TOTAL
PRIOR BDGTS						0
2019-2020						
2020-2021					125,000	125,000
2021-2022						
2022-2023						
2023-2024						
BEYOND 2024						0
TOTAL COST					125,000	125,000

PROJECT SPECIFICATIONS

PROJECT DESCRIPTION:

Repaint substation transformers and switchgear at various substations.

PROJECT JUSTIFICATION:

Needed to prevent damage to internal components.

PROJECT PRIORITY:

A

START DATE:

N/A

EST TIME TO COMPLETE: N/A

OPERATING BUDGET EFFECT:

NONE

N/A

SEE DETAIL

SHEET A 2019-2020/2023-2024 CAPITAL IMPROVEMENTS PROGRAM

PROJECT TITLE: Replace Bayou Rapides Switchgear #1	PROJECT CATEGORY: Electric
PROJECT NUMBER: N/A	COUNCIL DISTRICT # N/A
DIVISION: Utilities	DEPARTMENT: Electric Distribution

PROJECT BUDGET

REVENUE BREAKDOWN

REVENUE SOURCES					UTILITY FUND	TOTAL
PRIOR BDGTS						0
PRIOR EXP						0
BUDGET C/O						0
2019-2020						
2020-2021					675,000	675,000
2021-2022					100,000	100,000
2022-2023						
2023-2024						
BEYOND 2024						0
TOTAL COST					775,000	775,000

EXPENDITURE BREAKDOWN

EXPENDITURE BREAKDOWN	ENGINEERING	TESTING	LAND ACQUISITION	CONSTRUCTION	OTHER	TOTAL
PRIOR BDGTS						0
2019-2020						
2020-2021					675,000	675,000
2021-2022					100,000	100,000
2022-2023						
2023-2024						
BEYOND 2024						0
TOTAL COST					775,000	775,000

PROJECT SPECIFICATIONS

PROJECT DESCRIPTION:

Replace existing switchgear at Bayou Rapides Substation.

PROJECT JUSTIFICATION:

Improve reliability of power to customers.

PROJECT PRIORITY:

A

START DATE:

N/A

EST TIME TO COMPLETE: N/A

OPERATING BUDGET EFFECT:

NONE

N/A

SEE DETAIL

SHEET A 2019-2020/2023-2024 CAPITAL IMPROVEMENTS PROGRAM

PROJECT TITLE: Replace Prescott Switchgear #1	PROJECT CATEGORY: Electric
PROJECT NUMBER: N/A	COUNCIL DISTRICT # N/A
DIVISION: Utilities	DEPARTMENT: Electric Distribution

PROJECT BUDGET

REVENUE BREAKDOWN

REVENUE SOURCES					UTILITY FUND	TOTAL
PRIOR BDGTS						0
PRIOR EXP						0
BUDGET C/O						0
2019-2020						
2020-2021						
2021-2022						
2022-2023						
2023-2024						
BEYOND 2024					750,000	750,000
TOTAL COST					750,000	750,000

EXPENDITURE BREAKDOWN

EXPENDITURE BREAKDOWN	ENGINEERING	TESTING	LAND ACQUISITION	CONSTRUCTION	OTHER	TOTAL
PRIOR BDGTS						0
2019-2020						
2020-2021						
2021-2022						
2022-2023						
2023-2024						
BEYOND 2024					750,000	750,000
TOTAL COST					750,000	750,000

PROJECT SPECIFICATIONS

PROJECT DESCRIPTION:

Replace existing switchgear at Prescott Road Substation.

PROJECT JUSTIFICATION:

Improve reliability of power to customers.

PROJECT PRIORITY:

START DATE: N/A

A
EST TIME TO COMPLETE: N/A

OPERATING BUDGET EFFECT:

NONE

N/A

SEE DETAIL

SHEET A 2019-2020/2023-2024 CAPITAL IMPROVEMENTS PROGRAM

PROJECT TITLE: Replace Prescott Transformer #2	PROJECT CATEGORY: Electric
PROJECT NUMBER: N/A	COUNCIL DISTRICT # N/A
DIVISION: Utilities	DEPARTMENT: Electric Distribution

PROJECT BUDGET

REVENUE BREAKDOWN

REVENUE SOURCES					UTILITY FUND	TOTAL
PRIOR BDGTS						0
PRIOR EXP						0
BUDGET C/O						0
2019-2020						
2020-2021						
2021-2022						
2022-2023						
2023-2024						
BEYOND 2024					1,750,000	1,750,000
TOTAL COST					1,750,000	1,750,000

EXPENDITURE BREAKDOWN

EXPENDITURE BREAKDOWN	ENGINEERING	TESTING	LAND ACQUISITION	CONSTRUCTION	OTHER	TOTAL
PRIOR BDGTS						0
2019-2020						
2020-2021						
2021-2022						
2022-2023						
2023-2024						
BEYOND 2024					1,750,000	1,750,000
TOTAL COST					1,750,000	1,750,000

PROJECT SPECIFICATIONS

PROJECT DESCRIPTION:

Replace Transformer #2 at the Prescott Road Substation.

PROJECT JUSTIFICATION:

Existing transformer was placed in 1971. Replacement is needed to continue reliability of power to customers.

PROJECT PRIORITY:

A

START DATE:

N/A

EST TIME TO COMPLETE: N/A

OPERATING BUDGET EFFECT:

NONE

N/A

SEE DETAIL

SHEET A 2019-2020/2023-2024 CAPITAL IMPROVEMENTS PROGRAM

PROJECT TITLE: Willow Glen Breaker & Switch Rep	PROJECT CATEGORY: Electric
PROJECT NUMBER: N/A	COUNCIL DISTRICT # N/A
DIVISION: Utilities	DEPARTMENT: Electric Distribution

PROJECT BUDGET

REVENUE BREAKDOWN

REVENUE SOURCES					UTILITY FUND	TOTAL
PRIOR BDGTS						0
PRIOR EXP						0
BUDGET C/O						0
2019-2020						
2020-2021						
2021-2022						
2022-2023						
2023-2024						
BEYOND 2024					2,000,000	2,000,000
TOTAL COST					2,000,000	2,000,000

EXPENDITURE BREAKDOWN

EXPENDITURE BREAKDOWN	ENGINEERING	TESTING	LAND ACQUISITION	CONSTRUCTION	OTHER	TOTAL
PRIOR BDGTS						0
2019-2020						
2020-2021						
2021-2022						
2022-2023						
2023-2024						
BEYOND 2024					2,000,000	2,000,000
TOTAL COST	0			0	2,000,000	2,000,000

PROJECT SPECIFICATIONS

PROJECT DESCRIPTION:

Replace Breaker and Switch at the Willow Glen Road Substation.

PROJECT JUSTIFICATION:

Existing equipment is past useful life.

PROJECT PRIORITY:

START DATE: N/A **EST TIME TO COMPLETE:** A N/A

OPERATING BUDGET EFFECT:

NONE N/A SEE DETAIL

SHEET A 2019-2020/2023-2024 CAPITAL IMPROVEMENTS PROGRAM

PROJECT TITLE: Twin Bridges Breaker & Switch Rep	PROJECT CATEGORY: Electric
PROJECT NUMBER: N/A	COUNCIL DISTRICT # N/A
DIVISION: Utilities	DEPARTMENT: Electric Distribution

PROJECT BUDGET

REVENUE BREAKDOWN

REVENUE SOURCES					UTILITY FUND	TOTAL
PRIOR BDGTS						0
PRIOR EXP						0
BUDGET C/O						0
2019-2020						
2020-2021						
2021-2022						
2022-2023						
2023-2024						
BEYOND 2024					2,000,000	2,000,000
TOTAL COST					2,000,000	2,000,000

EXPENDITURE BREAKDOWN

EXPENDITURE BREAKDOWN	ENGINEERING	TESTING	LAND ACQUISITION	CONSTRUCTION	OTHER	TOTAL
PRIOR BDGTS						0
2019-2020						
2020-2021						
2021-2022						
2022-2023						
2023-2024						
BEYOND 2024					2,000,000	2,000,000
TOTAL COST	0			0	2,000,000	2,000,000

PROJECT SPECIFICATIONS

PROJECT DESCRIPTION: Replace Breaker and Switch at the Twin Bridges Road Substation.	
PROJECT JUSTIFICATION: Existing equipment is past useful life.	
PROJECT PRIORITY: A	
START DATE: N/A	EST TIME TO COMPLETE: N/A
OPERATING BUDGET EFFECT:	
<input checked="" type="checkbox"/> NONE	<input type="checkbox"/> N/A <input type="checkbox"/> SEE DETAIL

2019-2020 CAPITAL IMPROVEMENT BUDGET

*****This Page Intentionally Left Blank*****

2019-2020/2023-2024 CAPITAL IMPROVEMENTS BUDGET

TABLE OF CONTENTS

WATER

		PAGE
750004	Waterline Replacement & Rehab	158
751001	Water Well Reclamation	159
751201	Martin Park Water Main Rep	160
751202	Replace Water Wells	161
751302	McNutt Field Water Feeder Line	162
751401	Adams Station 2400V to 480V	163
751403	City Park Tank Replacement	164
751602	Fire Hydrant Thread Standardization	165
751701	Rosalino Tank Repair & Paint	166
751702	TRC Rechlorination Station	167
751703	Annadale Road Improvements	168
751704	Water Main Rep-Legacy System	169
751901	Water Well Meter Replacement	170
752001	Martha Lane/Paris St Water	171
*	Adams Station Equipment Storage	172
*	Kisatchie By Pass Phase I	173
*	Adams Tank Repair & Paint	174
*	12" Main Bennett to Tulane	175
*	Industrial Park Tank Repair & Paint	176
*	Hamilton Street Tank Painting	177
*	24" Main Annadale Road	178
*	12" Main England Dr to Highway 1	179
*	Sterkx Road Materials Storage Cover	180
*	Highway 1 South Wellfield Ph 1	181
*	Highway 1 South Wellfield Ph 2	182
*	Adams Pump Station Line Renovation	183

2019-2020

**COMBINED CAPITAL PROJECTS
SOURCES OF FUNDING SUMMARY**

WATER

PROJECT IDENTIFICATION	SALES TAXES	AD VAL TAX- 14	AD VAL TAX- 18	FEDERAL FUNDS	STATE FUNDS	UTILITY FUND	OTHER	TOTALS
Waterline Replacement & Rehab						750,000		750,000
Water Well Reclamation						705,000		705,000
Martin Park Water Main Replacement						475,000		475,000
Replace Water Wells						250,000		250,000
McNutt Field Water Feeder Line						450,000		450,000
Martha Lane/Paris St Water						850,000		850,000
Total Water	0	0	0	0	0	3,480,000	0	3,480,000

2019-2020

**ENTERPRISE CAPITAL PROJECTS
FIVE YEAR CAPITAL PLAN**

WATER

PROJ #	PROJECT IDENTIFICATION	BUDGET C/O	FISCAL YEAR					TOTAL 5 YEAR	BEYOND 2024	TOTAL COST
			19-20	20-21	21-22	22-23	23-24			
75004	Waterline Replacement & Rehab	615,327	750,000	750,000	750,000	750,000		3,000,000		3,615,327
751001	Water Well Reclamation	968,105	705,000	750,000	1,000,000	750,000		3,205,000		4,173,105
751201	Martin Park Water Main Rep	63,205	475,000					475,000		538,205
751202	Replace Water Wells	1,453,052	250,000		750,000	750,000	750,000	2,500,000		3,953,052
751302	McNitt Field Water Feeder Line	59,714	450,000	450,000	450,000			1,350,000		1,409,714
751401	Adams Station 2400V to 480V	(13,800)						0		(13,800)
751403	City Park Tank Replacement	475						0		475
751602	Fire Hydrant Thread Standardization	82,510						0		82,510
751701	Rosalino Tank Repair & Paint	94,160						0		94,160
751702	TRC Rechlorination Station	239,000						0		239,000
751703	Annadale Road Improvements	11,787						0		11,787
751704	Water Main Rep-Legacy System	96,888		500,000	500,000	650,000	650,000	2,300,000		2,396,888
751901	Water Well Meter Replacement	410,000						0		410,000
752001	Martha Lane/Paris St Water	0	850,000					850,000		850,000
*	Adams Station Equipment Storage	0		196,800				196,800		196,800
*	Kisatchie By Pass Phase I	0				2,429,000		2,429,000		2,429,000
*	Adams Tank Repair & Paint	0					1,177,000	1,177,000		1,177,000
*	12" Main Bennett to Tulare	0						0	389,000	389,000
*	Industrial Park Tank Repair & Paint	0						0	900,000	900,000
*	Hamilton Street Tank Painting	0						0	160,000	160,000
*	24" Main Annadale Road	0						0	790,000	790,000
*	12" Main England Dr to Highway 1	0						0	869,000	869,000
*	Sterlix Road Materials Storage Cover	0						0	175,000	175,000
*	Highway 1 South Wellfield Ph 1	0						0	1,195,000	1,195,000
*	Highway 1 South Wellfield Ph 2	0						0	3,526,000	3,526,000
*	Adams Pump Station Line Renovation	0						0	1,935,000	1,935,000
Total Water		4,080,423	3,480,000	2,646,800	3,450,000	5,329,000	2,577,000	17,482,800	9,939,000	31,502,223

- * Project Number to be Assigned
- ⊕ New or Revised Projects
- ▒ Projects to be closed

SHEET A 2019-2020/2023-2024 CAPITAL IMPROVEMENTS PROGRAM

PROJECT TITLE: Waterline Replacement & Rehab	PROJECT CATEGORY: Water
PROJECT NUMBER: 750004	COUNCIL DISTRICT # N/A
DIVISION: Utilities	DEPARTMENT: Water

PROJECT BUDGET

REVENUE BREAKDOWN

REVENUE SOURCES					UTILITY FUND	TOTAL
PRIOR BDGTS					2,898,111	2,898,111
PRIOR EXP					2,282,784	2,282,784
BUDGET C/O					615,327	615,327
2019-2020					750,000	750,000
2020-2021					750,000	750,000
2021-2022					750,000	750,000
2022-2023					750,000	750,000
2023-2024						
BEYOND 2024						0
TOTAL COST					5,898,111	5,898,111

EXPENDITURE BREAKDOWN

EXPENDITURE BREAKDOWN	ENGINEERING	TESTING	LAND ACQUISITION	CONSTRUCTION	OTHER	TOTAL
PRIOR BDGTS	25,000			2,873,111		2,898,111
2019-2020				750,000		750,000
2020-2021				750,000		750,000
2021-2022				750,000		750,000
2022-2023				750,000		750,000
2023-2024						
BEYOND 2024						0
TOTAL COST	25,000	0	0	5,873,111	0	5,898,111

PROJECT SPECIFICATIONS

PROJECT DESCRIPTION: Replace deteriorated water lines within the City.	
PROJECT JUSTIFICATION: Many lines have exceeded their engineered life expectancy.	
PROJECT PRIORITY:	A
START DATE: Ongoing	EST TIME TO COMPLETE: As needed
OPERATING BUDGET EFFECT:	
<input type="checkbox"/> NONE <input checked="" type="checkbox"/> X <input type="checkbox"/> N/A <input type="checkbox"/> SEE DETAIL	

SHEET A 2019-2020/2023-2024 CAPITAL IMPROVEMENTS PROGRAM

PROJECT TITLE: Water Well Reclamation	PROJECT CATEGORY: Water
PROJECT NUMBER: 751001	COUNCIL DISTRICT # N/A
DIVISION: Utilities	DEPARTMENT: Water

PROJECT BUDGET

REVENUE BREAKDOWN

REVENUE SOURCES				Utility Revenue Bonds 2014	UTILITY FUND	TOTAL
PRIOR BDGTS				376,699	4,566,936	4,933,635
PRIOR EXP				376,699	3,588,831	3,965,530
BUDGET C/O				0	968,105	968,105
2019-2020					705,000	705,000
2020-2021					750,000	750,000
2021-2022					1,000,000	1,000,000
2022-2023					750,000	750,000
2023-2024						
BEYOND 2024						0
TOTAL COST				376,699	7,761,936	8,138,635

EXPENDITURE BREAKDOWN

EXPENDITURE BREAKDOWN	ENGINEERING	TESTING	LAND ACQUISITION	CONSTRUCTION	OTHER	TOTAL
PRIOR BDGTS	200,000			4,733,635		4,933,635
2019-2020				705,000		705,000
2020-2021				750,000		750,000
2021-2022				1,000,000		1,000,000
2022-2023				750,000		750,000
2023-2024						
BEYOND 2024						0
TOTAL COST	200,000	0	0	7,938,635	0	8,138,635

PROJECT SPECIFICATIONS

PROJECT DESCRIPTION:

Reclaim abandoned water well within the City's corporate limits.

PROJECT JUSTIFICATION:

Increasing water production inside the City would reduce dependency on the Kisatchie Well Field in time of emergency.

PROJECT PRIORITY:

A

START DATE: Ongoing

EST TIME TO COMPLETE: Ongoing

OPERATING BUDGET EFFECT:

NONE

N/A

SEE DETAIL

SHEET A 2019-2020/2023-2024 CAPITAL IMPROVEMENTS PROGRAM

PROJECT TITLE: Martin Park Water Main Replacement	PROJECT CATEGORY: Water
PROJECT NUMBER: 751201	COUNCIL DISTRICT # 2
DIVISION: Utilities	DEPARTMENT: Water

PROJECT BUDGET

REVENUE BREAKDOWN

REVENUE SOURCES	Utility Rev Bonds 2013	REVENUE BONDS-2008	UTILITY FUND	TOTAL
PRIOR BDGTS	38,440	1,001,305	1,450,560	2,490,305
PRIOR EXP	38,440	1,001,305	1,387,355	2,427,100
BUDGET C/O	0	0	63,205	63,205
2019-2020			475,000	475,000
2020-2021				
2021-2022				
2022-2023				
2023-2024				
BEYOND 2024				0
TOTAL COST		1,001,305	1,925,560	2,965,305

EXPENDITURE BREAKDOWN

EXPENDITURE BREAKDOWN	ENGINEERING	TESTING	LAND ACQUISITION	CONSTRUCTION	OTHER	TOTAL
PRIOR BDGTS	50,000			2,440,305		2,490,305
2019-2020				475,000		475,000
2020-2021						
2021-2022						
2022-2023						
2023-2024						
BEYOND 2024						0
TOTAL COST	50,000	0	0	2,915,305	0	2,965,305

PROJECT SPECIFICATIONS

PROJECT DESCRIPTION:

Replace water mains throughout Martin Park Subdivision.

PROJECT JUSTIFICATION:

Existing DI mains are deteriorated and in need of replacement, as well as incorporating new AMR meters.

PROJECT PRIORITY:

START DATE: 2013

EST TIME TO COMPLETE: A

8 Years

OPERATING BUDGET EFFECT:

NONE

N/A

SEE DETAIL

SHEET A 2019-2020/2023-2024 CAPITAL IMPROVEMENTS PROGRAM

PROJECT TITLE: Replace Water Wells	PROJECT CATEGORY: Water
PROJECT NUMBER: 751202	COUNCIL DISTRICT # N/A
DIVISION: Utilities	DEPARTMENT: Water

PROJECT BUDGET

REVENUE BREAKDOWN

REVENUE SOURCES				UTILITY FUND	STATE DHH LOAN	TOTAL
PRIOR BDGTS				1,807,561	2,583,700	4,391,261
PRIOR EXP				354,509	2,583,700	2,938,209
BUDGET C/O				1,453,052	0	1,453,052
2019-2020				250,000		250,000
2020-2021						
2021-2022				750,000		750,000
2022-2023				750,000		750,000
2023-2024				750,000		750,000
BEYOND 2024						0
TOTAL COST				4,307,561	2,583,700	6,891,261

EXPENDITURE BREAKDOWN

EXPENDITURE BREAKDOWN	ENGINEERING	TESTING	LAND ACQUISITION	CONSTRUCTION	OTHER	TOTAL
PRIOR BDGTS				4,391,261		4,391,261
2019-2020				250,000		250,000
2020-2021						
2021-2022				750,000		750,000
2022-2023				750,000		750,000
2023-2024				750,000		750,000
BEYOND 2024						0
TOTAL COST				6,891,261	0	6,891,261

PROJECT SPECIFICATIONS

PROJECT DESCRIPTION: Redrill or replace water wells.	
PROJECT JUSTIFICATION: Wells have to be replaced or redrilled as they approach their useful lives.	
PROJECT PRIORITY: Ongoing	A
START DATE:	EST TIME TO COMPLETE: Ongoing
OPERATING BUDGET EFFECT: NONE	X N/A SEE DETAIL

SHEET A 2019-2020/2023-2024 CAPITAL IMPROVEMENTS PROGRAM

PROJECT TITLE: McNutt Field Water Feeder Line	PROJECT CATEGORY: Water
PROJECT NUMBER: 751302	COUNCIL DISTRICT # N/A
DIVISION: Utilities	DEPARTMENT: Water

PROJECT BUDGET

REVENUE BREAKDOWN

REVENUE SOURCES					UTILITY FUND	TOTAL
PRIOR BDGTS					510,000	510,000
PRIOR EXP					450,286	450,286
BUDGET C/O					59,714	59,714
2019-2020					450,000	450,000
2020-2021					450,000	450,000
2021-2022					450,000	450,000
2022-2023						
2023-2024						
BEYOND 2024						0
TOTAL COST					1,860,000	1,860,000

EXPENDITURE BREAKDOWN

EXPENDITURE BREAKDOWN	ENGINEERING	TESTING	LAND ACQUISITION	CONSTRUCTION	OTHER	TOTAL
PRIOR BDGTS					510,000	510,000
2019-2020					450,000	450,000
2020-2021					450,000	450,000
2021-2022					450,000	450,000
2022-2023						
2023-2024						
BEYOND 2024						0
TOTAL COST					1,860,000	1,860,000

PROJECT SPECIFICATIONS

PROJECT DESCRIPTION:

Replace water line main from McNutt Well Field to Hwy 1 Tank.

PROJECT JUSTIFICATION:

Existing DI main is deteriorated and in need of replacement.

PROJECT PRIORITY:

START DATE: 2019

EST TIME TO COMPLETE: A

3 Years

OPERATING BUDGET EFFECT:

NONE

N/A

SEE DETAIL

SHEET A 2019-2020/2023-2024 CAPITAL IMPROVEMENTS PROGRAM

PROJECT TITLE: Adams Station 2400V to 480V	PROJECT CATEGORY: Water
PROJECT NUMBER: 751401	COUNCIL DISTRICT # N/A
DIVISION: Utilities	DEPARTMENT: Water

PROJECT BUDGET

REVENUE BREAKDOWN

REVENUE SOURCES				STATE DHH LOAN	UTILITY FUND	TOTAL
PRIOR BDGTS				450,000	92,439	542,439
PRIOR EXP				450,000	106,239	556,239
BUDGET C/O				0	(13,800)	(13,800)
2019-2020						
2020-2021						
2021-2022						
2022-2023						
2023-2024						
BEYOND 2024						0
TOTAL COST				450,000	92,439	542,439

EXPENDITURE BREAKDOWN

EXPENDITURE BREAKDOWN	ENGINEERING	TESTING	LAND ACQUISITION	CONSTRUCTION	OTHER	TOTAL
PRIOR BDGTS					542,439	542,439
2019-2020						
2020-2021						
2021-2022						
2022-2023						
2023-2024						
BEYOND 2024						0
TOTAL COST					542,439	542,439

PROJECT SPECIFICATIONS

PROJECT DESCRIPTION: Replace existing electrical switchgear with modern 480V switchgear.			
PROJECT JUSTIFICATION: Existing switchgear is obsolete.			
PROJECT PRIORITY:	A		
START DATE: 2019	EST TIME TO COMPLETE:	1 Year	
OPERATING BUDGET EFFECT:	<input type="checkbox"/> NONE <input checked="" type="checkbox"/> X <input type="checkbox"/> N/A <input type="checkbox"/> SEE DETAIL		

SHEET A 2019-2020/2023-2024 CAPITAL IMPROVEMENTS PROGRAM

PROJECT TITLE: City Park Tank Replacement	PROJECT CATEGORY: Water
PROJECT NUMBER: 751403	COUNCIL DISTRICT # 4
DIVISION: Utilities	DEPARTMENT: Water

PROJECT BUDGET

REVENUE BREAKDOWN

REVENUE SOURCES					UTILITY FUND	TOTAL
PRIOR BDGTS					810,140	810,140
PRIOR EXP					809,665	809,665
BUDGET C/O					475	475
2019-2020						
2020-2021						
2021-2022						
2022-2023						
2023-2024						
BEYOND 2024						0
TOTAL COST					810,140	810,140

EXPENDITURE BREAKDOWN

EXPENDITURE BREAKDOWN	ENGINEERING	TESTING	LAND ACQUISITION	CONSTRUCTION	OTHER	TOTAL
PRIOR BDGTS					810,140	810,140
2019-2020						
2020-2021						
2021-2022						
2022-2023						
2023-2024						
BEYOND 2024						0
TOTAL COST					810,140	810,140

PROJECT SPECIFICATIONS

PROJECT DESCRIPTION:
Construction of new concrete storage tank with 1 MGD capacity.

PROJECT JUSTIFICATION:
Existing steel tank is severely deteriorated on the interior and is recommended for replacement with a more efficient above ground tank.

PROJECT PRIORITY: A

START DATE: 2016 **EST TIME TO COMPLETE:** 2 Years

OPERATING BUDGET EFFECT:

NONE
 N/A
 SEE DETAIL

SHEET A 2019-2020/2023-2024 CAPITAL IMPROVEMENTS PROGRAM

PROJECT TITLE: Fire Hydrant Thread Standardization	PROJECT CATEGORY: Water
PROJECT NUMBER: 751602	COUNCIL DISTRICT # N/A
DIVISION: Utilities	DEPARTMENT: Water

PROJECT BUDGET

REVENUE BREAKDOWN

REVENUE SOURCES					UTILITY FUND	TOTAL
PRIOR BDGTS					105,000	105,000
PRIOR EXP					22,490	22,490
BUDGET C/O					82,510	82,510
2019-2020						
2020-2021						
2021-2022						
2022-2023						
2023-2024						
BEYOND 2024						0
TOTAL COST					105,000	105,000

EXPENDITURE BREAKDOWN

EXPENDITURE BREAKDOWN	ENGINEERING	TESTING	LAND ACQUISITION	CONSTRUCTION	OTHER	TOTAL
PRIOR BDGTS					105,000	105,000
2019-2020						
2020-2021						
2021-2022						
2022-2023						
2023-2024						
BEYOND 2024						0
TOTAL COST					105,000	105,000

PROJECT SPECIFICATIONS

PROJECT DESCRIPTION:
Install thread adapters for uniformity of Fire connections.

PROJECT JUSTIFICATION:
Standardized threads will be easier to maintain and faster to utilize in an emergency.

PROJECT PRIORITY: A

START DATE: Ongoing **EST TIME TO COMPLETE:** Ongoing

OPERATING BUDGET EFFECT:
 NONE X N/A SEE DETAIL

SHEET A 2019-2020/2023-2024 CAPITAL IMPROVEMENTS PROGRAM

PROJECT TITLE: Rosalino Street Tank Repair & Paint	PROJECT CATEGORY: Water
PROJECT NUMBER: 751701	COUNCIL DISTRICT # 4
DIVISION: Utilities	DEPARTMENT: Water

PROJECT BUDGET

REVENUE BREAKDOWN

REVENUE SOURCES				Utility Rev Bonds 2013	UTILITY FUND	TOTAL
PRIOR BDGTS				24,420	971,580	996,000
PRIOR EXP				24,420	877,420	901,840
BUDGET C/O				0	94,160	94,160
2019-2020						
2020-2021						
2021-2022						
2022-2023						
2023-2024						
BEYOND 2024						0
TOTAL COST				24,420	971,580	996,000

EXPENDITURE BREAKDOWN

EXPENDITURE BREAKDOWN	ENGINEERING	TESTING	LAND ACQUISITION	CONSTRUCTION	OTHER	TOTAL
PRIOR BDGTS					996,000	996,000
2019-2020						
2020-2021						
2021-2022						
2022-2023						
2023-2024						
BEYOND 2024						0
TOTAL COST					996,000	996,000

PROJECT SPECIFICATIONS

PROJECT DESCRIPTION: Repair and paint Rosalino Tank.	
PROJECT JUSTIFICATION: Tank walls are in need of repair and painting.	
PROJECT PRIORITY:	A
START DATE: 2019	EST TIME TO COMPLETE: 2 Years
OPERATING BUDGET EFFECT:	
<input type="checkbox"/> NONE <input checked="" type="checkbox"/> X <input type="checkbox"/> N/A <input type="checkbox"/> SEE DETAIL	

SHEET A 2019-2020/2023-2024 CAPITAL IMPROVEMENTS PROGRAM

PROJECT TITLE: TRC Rechlorination Station	PROJECT CATEGORY: Water
PROJECT NUMBER: 751702	COUNCIL DISTRICT # N/A
DIVISION: Utilities	DEPARTMENT: Water

PROJECT BUDGET

REVENUE BREAKDOWN

REVENUE SOURCES					UTILITY FUND	TOTAL
PRIOR BDGTS					239,000	239,000
PRIOR EXP						0
BUDGET C/D					239,000	239,000
2019-2020						
2020-2021						
2021-2022						
2022-2023						
2023-2024						
BEYOND 2024						0
TOTAL COST					239,000	239,000

EXPENDITURE BREAKDOWN

EXPENDITURE BREAKDOWN	ENGINEERING	TESTING	LAND ACQUISITION	CONSTRUCTION	OTHER	TOTAL
PRIOR BDGTS	39,000		30,000	170,000		239,000
2019-2020						
2020-2021						
2021-2022						
2022-2023						
2023-2024						
BEYOND 2024						0
TOTAL COST	39,000	0	30,000	170,000	0	239,000

PROJECT SPECIFICATIONS

PROJECT DESCRIPTION:
Construction of a Rechlorination Station to include building, booster pump, chlorination equipment and site fencing.

PROJECT JUSTIFICATION:
The Emergency Chlorine Rule mandates the City Water System must maintain .5 mg/l chlorine residual at all times. Currently, manual flushing is needed in certain areas to maintain adequate residual. This station will eliminate the need for labor intensive mechanical flushing.

PROJECT PRIORITY: A

START DATE: 2019 **EST TIME TO COMPLETE:** 2 Years

OPERATING BUDGET EFFECT:
 NONE N/A SEE DETAIL

SHEET A 2019-2020/2023-2024 CAPITAL IMPROVEMENTS PROGRAM

PROJECT TITLE: Annadale Road Improvements	PROJECT CATEGORY: Water
PROJECT NUMBER: 751703	COUNCIL DISTRICT # N/A
DIVISION: Utilities	DEPARTMENT: Water

PROJECT BUDGET

REVENUE BREAKDOWN

REVENUE SOURCES				Utility Rev Bonds 2013	UTILITY FUND	TOTAL
PRIOR BDGTS				266,745	406,255	673,000
PRIOR EXP				266,745	394,468	661,213
BUDGET C/O				0	11,787	11,787
2019-2020						
2020-2021						
2021-2022						
2022-2023						
2023-2024						
BEYOND 2024						0
TOTAL COST				266,745	406,255	673,000

EXPENDITURE BREAKDOWN

EXPENDITURE BREAKDOWN	ENGINEERING	TESTING	LAND ACQUISITION	CONSTRUCTION	OTHER	TOTAL
PRIOR BDGTS	45,000	7,000		621,000		673,000
2019-2020						
2020-2021						
2021-2022						
2022-2023						
2023-2024						
BEYOND 2024						0
TOTAL COST	45,000	7,000	0	621,000	0	673,000

PROJECT SPECIFICATIONS

PROJECT DESCRIPTION:
Construction of 18 ft wide asphalt roadway over existing gravel roadway.

PROJECT JUSTIFICATION:
Existing gravel roadway is expensive to maintain and presently in need of repair.

PROJECT PRIORITY: A

START DATE: 2018 **EST TIME TO COMPLETE:** 6 Months

OPERATING BUDGET EFFECT:

NONE
 N/A
 SEE DETAIL

SHEET A 2019-2020/2023-2024 CAPITAL IMPROVEMENTS PROGRAM

PROJECT TITLE: Water Main Replacement-Legacy System	PROJECT CATEGORY: Water
PROJECT NUMBER: 751704	COUNCIL DISTRICT # N/A
DIVISION: Utilities	DEPARTMENT: Water

PROJECT BUDGET

REVENUE BREAKDOWN

REVENUE SOURCES					UTILITY FUND	TOTAL
PRIOR BDGTS					585,000	585,000
PRIOR EXP					488,112	488,112
BUDGET C/O					96,888	96,888
2019-2020						
2020-2021					500,000	500,000
2021-2022					500,000	500,000
2022-2023					650,000	650,000
2023-2024					650,000	650,000
BEYOND 2024						0
TOTAL COST					2,885,000	2,885,000

EXPENDITURE BREAKDOWN

EXPENDITURE BREAKDOWN	ENGINEERING	TESTING	LAND ACQUISITION	CONSTRUCTION	OTHER	TOTAL
PRIOR BDGTS				585,000		585,000
2019-2020						
2020-2021				500,000		500,000
2021-2022				500,000		500,000
2022-2023				650,000		650,000
2023-2024				650,000		650,000
BEYOND 2024						0
TOTAL COST				2,885,000	0	2,885,000

PROJECT SPECIFICATIONS

PROJECT DESCRIPTION:

Replace existing water mains in the area generally bounded by the Red River, Lee Street, Bolton Avenue, and Rapides Avenue.

PROJECT JUSTIFICATION:

This will replace the utility infrastructure in one of the oldest areas of the City.

PROJECT PRIORITY:

START DATE: Ongoing **EST TIME TO COMPLETE:** A Ongoing

OPERATING BUDGET EFFECT:

NONE
 N/A
 SEE DETAIL

SHEET A 2019-2020/2023-2024 CAPITAL IMPROVEMENTS PROGRAM

PROJECT TITLE: Water Well Meter Replacement	PROJECT CATEGORY: Water
PROJECT NUMBER: 751901	COUNCIL DISTRICT # N/A
DIVISION: Utilities	DEPARTMENT: Water

PROJECT BUDGET

REVENUE BREAKDOWN

REVENUE SOURCES					UTILITY FUND	TOTAL
PRIOR BDGTS					410,000	410,000
PRIOR EXP						0
BUDGET C/O					410,000	410,000
2019-2020						
2020-2021						
2021-2022						
2022-2023						
2023-2024						
BEYOND 2024						0
TOTAL COST					410,000	410,000

EXPENDITURE BREAKDOWN

EXPENDITURE BREAKDOWN	ENGINEERING	TESTING	LAND ACQUISITION	CONSTRUCTION	OTHER	TOTAL
PRIOR BDGTS	36,000			360,000	14,000	410,000
2019-2020						
2020-2021						
2021-2022						
2022-2023						
2023-2024						
BEYOND 2024						0
TOTAL COST	36,000	0	0	360,000	14,000	410,000

PROJECT SPECIFICATIONS

PROJECT DESCRIPTION:

Installation of flow meters to existing wells to determine water production.

PROJECT JUSTIFICATION:

Existing meters are in need of replacement in order to maintain production records for each well.

PROJECT PRIORITY:

START DATE: 2020

EST TIME TO COMPLETE: A

2 Years

OPERATING BUDGET EFFECT:

NONE

N/A

SEE DETAIL

SHEET A 2019-2020/2023-2024 CAPITAL IMPROVEMENTS PROGRAM

PROJECT TITLE: Martha Lane/Paris St Water	PROJECT CATEGORY: Water
PROJECT NUMBER: 752001	COUNCIL DISTRICT # 1
DIVISION: Utilities	DEPARTMENT: Water

PROJECT BUDGET

REVENUE BREAKDOWN

REVENUE SOURCES					UTILITY FUND	TOTAL
PRIOR BDGTS						0
PRIOR EXP						0
BUDGET C/O						0
2019-2020					850,000	850,000
2020-2021						
2021-2022						
2022-2023						
2023-2024						
BEYOND 2024						0
TOTAL COST					850,000	850,000

EXPENDITURE BREAKDOWN

EXPENDITURE BREAKDOWN	ENGINEERING	TESTING	LAND ACQUISITION	CONSTRUCTION	OTHER	TOTAL
PRIOR BDGTS						0
2019-2020				850,000		850,000
2020-2021						
2021-2022						
2022-2023						
2023-2024						
BEYOND 2024						0
TOTAL COST				850,000	0	850,000

PROJECT SPECIFICATIONS

PROJECT DESCRIPTION:
Construction of 8" Water Main.

PROJECT JUSTIFICATION:
Replace existing wall fiber piped main with C-900 PVC main. Existing material is brittle and difficult to repair.

PROJECT PRIORITY: A
START DATE: 2020 **EST TIME TO COMPLETE:** 3 Years
OPERATING BUDGET EFFECT:
 NONE N/A SEE DETAIL

SHEET A 2019-2020/2023-2024 CAPITAL IMPROVEMENTS PROGRAM

PROJECT TITLE: Adams Station Equipment Storage	PROJECT CATEGORY: Water
PROJECT NUMBER: N/A	COUNCIL DISTRICT # 2
DIVISION: Utilities	DEPARTMENT: Water

PROJECT BUDGET

REVENUE BREAKDOWN

REVENUE SOURCES					UTILITY FUND	TOTAL
PRIOR BDGTS						0
PRIOR EXP						0
BUDGET C/O						0
2019-2020						
2020-2021					196,800	196,800
2021-2022						
2022-2023						
2023-2024						
BEYOND 2024						0
TOTAL COST					196,800	196,800

EXPENDITURE BREAKDOWN

EXPENDITURE BREAKDOWN	ENGINEERING	TESTING	LAND ACQUISITION	CONSTRUCTION	OTHER	TOTAL
PRIOR BDGTS						0
2019-2020						
2020-2021					196,800	196,800
2021-2022						
2022-2023						
2023-2024						
BEYOND 2024						0
TOTAL COST					196,800	196,800

PROJECT SPECIFICATIONS

PROJECT DESCRIPTION:
Construction of an all weather storage cover at Adams Pump Station.

PROJECT JUSTIFICATION:
Protection of equipment and materials from the elements.

PROJECT PRIORITY: A

START DATE: N/A **EST TIME TO COMPLETE:** N/A

OPERATING BUDGET EFFECT:
 NONE N/A SEE DETAIL

SHEET A 2019-2020/2023-2024 CAPITAL IMPROVEMENTS PROGRAM

PROJECT TITLE: Kisatchie By Pass Phase I	PROJECT CATEGORY: Water
PROJECT NUMBER: N/A	COUNCIL DISTRICT # N/A
DIVISION: Utilities	DEPARTMENT: Water

PROJECT BUDGET

REVENUE BREAKDOWN

REVENUE SOURCES					UTILITY FUND	TOTAL
PRIOR BDGTS						0
PRIOR EXP						0
BUDGET C/O						0
2019-2020						
2020-2021						
2021-2022						
2022-2023					2,429,000	2,429,000
2023-2024						
BEYOND 2024						0
TOTAL COST					2,429,000	2,429,000

EXPENDITURE BREAKDOWN

EXPENDITURE BREAKDOWN	ENGINEERING	TESTING	LAND ACQUISITION	CONSTRUCTION	OTHER	TOTAL
PRIOR BDGTS						0
2019-2020						
2020-2021						
2021-2022						
2022-2023	198,000	8,000		2,095,000	128,000	2,429,000
2023-2024						
BEYOND 2024						0
TOTAL COST	198,000	8,000	0	2,095,000	128,000	2,429,000

PROJECT SPECIFICATIONS

PROJECT DESCRIPTION:

Extension of existing by-pass line by 5,600 feet from Ground Storage.

PROJECT JUSTIFICATION:

This section of transmission line is severely deteriorated due to the high pH of the soil. A failure would reduce capacity to maintain water levels and serve customers.

PROJECT PRIORITY:

START DATE: N/A

EST TIME TO COMPLETE: A

N/A

OPERATING BUDGET EFFECT:

NONE

N/A

SEE DETAIL

SHEET A 2019-2020/2023-2024 CAPITAL IMPROVEMENTS PROGRAM

PROJECT TITLE: Adams Tank Repair & Paint	PROJECT CATEGORY: Water
PROJECT NUMBER: N/A	COUNCIL DISTRICT # 2
DIVISION: Utilities	DEPARTMENT: Water

PROJECT BUDGET

REVENUE BREAKDOWN

REVENUE SOURCES					UTILITY FUND	TOTAL
PRIOR BDGTS						0
PRIOR EXP						0
BUDGET C/O						0
2019-2020						
2020-2021						
2021-2022						
2022-2023						
2023-2024					1,177,000	1,177,000
BEYOND 2024						0
TOTAL COST					1,177,000	1,177,000

EXPENDITURE BREAKDOWN

EXPENDITURE BREAKDOWN	ENGINEERING	TESTING	LAND ACQUISITION	CONSTRUCTION	OTHER	TOTAL
PRIOR BDGTS						0
2019-2020						
2020-2021						
2021-2022						
2022-2023						
2023-2024					1,177,000	1,177,000
BEYOND 2024						0
TOTAL COST					1,177,000	1,177,000

PROJECT SPECIFICATIONS

PROJECT DESCRIPTION: Repair and paint Adams Station Tank.			
PROJECT JUSTIFICATION: Tank walls and roofare in need of repair and painting.			
PROJECT PRIORITY:	A		
START DATE: N/A	EST TIME TO COMPLETE:	A	N/A
OPERATING BUDGET EFFECT:	<input type="checkbox"/> NONE <input checked="" type="checkbox"/> N/A <input type="checkbox"/> SEE DETAIL		

SHEET A 2019-2020/2023-2024 CAPITAL IMPROVEMENTS PROGRAM

PROJECT TITLE: 12" Main Bennett to Tulane	PROJECT CATEGORY: Water
PROJECT NUMBER: N/A	COUNCIL DISTRICT # 3
DIVISION: Utilities	DEPARTMENT: Water

PROJECT BUDGET

REVENUE BREAKDOWN

REVENUE SOURCES					UTILITY FUND	TOTAL
PRIOR BDGTS						0
PRIOR EXP						0
BUDGET C/O						0
2019-2020						
2020-2021						
2021-2022						
2022-2023						
2023-2024						
BEYOND 2024					389,000	389,000
TOTAL COST					389,000	389,000

EXPENDITURE BREAKDOWN

EXPENDITURE BREAKDOWN	ENGINEERING	TESTING	LAND ACQUISITION	CONSTRUCTION	OTHER	TOTAL
PRIOR BDGTS						0
2019-2020						
2020-2021						
2021-2022						
2022-2023						
2023-2024						
BEYOND 2024				389,000		389,000
TOTAL COST				389,000		389,000

PROJECT SPECIFICATIONS

PROJECT DESCRIPTION:
Construction of a 12" Water Main.

PROJECT JUSTIFICATION:
This new main will form a loop connecting existing an existing 12" main along Bennett Street with the existing main along Tulane Avenue. This loop will improve water flow and capacity.

PROJECT PRIORITY: A
START DATE: N/A **EST TIME TO COMPLETE:** 2 months N/A
OPERATING BUDGET EFFECT:
 NONE N/A SEE DETAIL

SHEET A 2019-2020/2023-2024 CAPITAL IMPROVEMENTS PROGRAM

PROJECT TITLE: Industrial Park Tank Repair & Paint	PROJECT CATEGORY: Water
PROJECT NUMBER: N/A	COUNCIL DISTRICT # 1
DIVISION: Utilities	DEPARTMENT: Water

PROJECT BUDGET

REVENUE BREAKDOWN

REVENUE SOURCES					UTILITY FUND	TOTAL
PRIOR BDGTS						0
PRIOR EXP						0
BUDGET C/O						0
2019-2020						
2020-2021						
2021-2022						
2022-2023						
2023-2024						
BEYOND 2024					900,000	900,000
TOTAL COST					900,000	900,000

EXPENDITURE BREAKDOWN

EXPENDITURE BREAKDOWN	ENGINEERING	TESTING	LAND ACQUISITION	CONSTRUCTION	OTHER	TOTAL
PRIOR BDGTS						0
2019-2020						
2020-2021						
2021-2022						
2022-2023						
2023-2024						
BEYOND 2024					900,000	900,000
TOTAL COST					900,000	900,000

PROJECT SPECIFICATIONS

PROJECT DESCRIPTION:

Paint and repair Industrial Park Elevated Storage Tank.

PROJECT JUSTIFICATION:

Tank interior and exterior walls are in need of repair and painting.

PROJECT PRIORITY:

START DATE: N/A

EST TIME TO COMPLETE: A

N/A

OPERATING BUDGET EFFECT:

NONE

N/A

SEE DETAIL

SHEET A 2019-2020/2023-2024 CAPITAL IMPROVEMENTS PROGRAM

PROJECT TITLE: Hamilton Street Tank Painting	PROJECT CATEGORY: Water
PROJECT NUMBER: N/A	COUNCIL DISTRICT # 3
DIVISION: Utilities	DEPARTMENT: Water

PROJECT BUDGET

REVENUE BREAKDOWN

REVENUE SOURCES					UTILITY FUND	TOTAL
PRIOR BDGTS						0
PRIOR EXP						0
BUDGET C/D						0
2019-2020						
2020-2021						
2021-2022						
2022-2023						
2023-2024						
BEYOND 2024					160,000	160,000
TOTAL COST					160,000	160,000

EXPENDITURE BREAKDOWN

EXPENDITURE BREAKDOWN	ENGINEERING	TESTING	LAND ACQUISITION	CONSTRUCTION	OTHER	TOTAL
PRIOR BDGTS						0
2019-2020						
2020-2021						
2021-2022						
2022-2023						
2023-2024						
BEYOND 2024					160,000	160,000
TOTAL COST					160,000	160,000

PROJECT SPECIFICATIONS

PROJECT DESCRIPTION:
Paint and repair Hamilton Street Ground Storage Tank.

PROJECT JUSTIFICATION:
Tank exterior walls are in need of water blasting, repair, and painting.

PROJECT PRIORITY: A

START DATE: N/A **EST TIME TO COMPLETE:** 2 months N/A

OPERATING BUDGET EFFECT:
 NONE N/A SEE DETAIL

SHEET A 2019-2020/2023-2024 CAPITAL IMPROVEMENTS PROGRAM

PROJECT TITLE: 24" Main Annadale Road	PROJECT CATEGORY: Water
PROJECT NUMBER: N/A	COUNCIL DISTRICT # N/A
DIVISION: Utilities	DEPARTMENT: Water

PROJECT BUDGET

REVENUE BREAKDOWN

REVENUE SOURCES					UTILITY FUND	TOTAL
PRIOR BDGTS						0
PRIOR EXP						0
BUDGET C/O						0
2019-2020						
2020-2021						
2021-2022						
2022-2023						
2023-2024						
BEYOND 2024					790,000	790,000
TOTAL COST					790,000	790,000

EXPENDITURE BREAKDOWN

EXPENDITURE BREAKDOWN	ENGINEERING	TESTING	LAND ACQUISITION	CONSTRUCTION	OTHER	TOTAL
PRIOR BDGTS						0
2019-2020						
2020-2021						
2021-2022						
2022-2023						
2023-2024						
BEYOND 2024				790,000		790,000
TOTAL COST				790,000		790,000

PROJECT SPECIFICATIONS

PROJECT DESCRIPTION:

Replacement of 24" Water Main.

PROJECT JUSTIFICATION:

Existing main from Dixie Lane to Annadale Road has had numerous failures due to acidic soil in the area.

PROJECT PRIORITY:

A

START DATE: N/A

EST TIME TO COMPLETE: 2 months N/A

OPERATING BUDGET EFFECT:

NONE

N/A

SEE DETAIL

SHEET A 2019-2020/2023-2024 CAPITAL IMPROVEMENTS PROGRAM

PROJECT TITLE: 12" Main England Drive to Highway 1	PROJECT CATEGORY: Water
PROJECT NUMBER: N/A	COUNCIL DISTRICT # 1
DIVISION: Utilities	DEPARTMENT: Water

PROJECT BUDGET

REVENUE BREAKDOWN

REVENUE SOURCES					UTILITY FUND	TOTAL
PRIOR BDGTS						0
PRIOR EXP						0
BUDGET C/O						0
2019-2020						
2020-2021						
2021-2022						
2022-2023						
2023-2024						
BEYOND 2024					869,000	869,000
TOTAL COST					869,000	869,000

EXPENDITURE BREAKDOWN

EXPENDITURE BREAKDOWN	ENGINEERING	TESTING	LAND ACQUISITION	CONSTRUCTION	OTHER	TOTAL
PRIOR BDGTS						0
2019-2020						
2020-2021						
2021-2022						
2022-2023						
2023-2024						
BEYOND 2024				869,000		869,000
TOTAL COST				869,000	0	869,000

PROJECT SPECIFICATIONS

PROJECT DESCRIPTION:

Construction of a 12" water main.

PROJECT JUSTIFICATION:

Main will be installed along Plantation Road, Community Lane, and England Drive. This will form a loop connecting existing an existing 12" main along Plantation Road with existing 12" mains along England Drive and LA Highway 1. This loop will improve water flow and capacity.

PROJECT PRIORITY:

START DATE: N/A

A
EST TIME TO COMPLETE: 2 months N/A

OPERATING BUDGET EFFECT:

NONE

N/A

SEE DETAIL

SHEET A 2019-2020/2023-2024 CAPITAL IMPROVEMENTS PROGRAM

PROJECT TITLE: Sterkx Road Materials Storage Cover	PROJECT CATEGORY: Water
PROJECT NUMBER: N/A	COUNCIL DISTRICT # N/A
DIVISION: Utilities	DEPARTMENT: Water

PROJECT BUDGET

REVENUE BREAKDOWN

REVENUE SOURCES					UTILITY FUND	TOTAL
PRIOR BDGTS						0
PRIOR EXP						0
BUDGET C/O						0
2019-2020						
2020-2021						
2021-2022						
2022-2023						
2023-2024						
BEYOND 2024					175,000	175,000
TOTAL COST					175,000	175,000

EXPENDITURE BREAKDOWN

EXPENDITURE BREAKDOWN	ENGINEERING	TESTING	LAND ACQUISITION	CONSTRUCTION	OTHER	TOTAL
PRIOR BDGTS						0
2019-2020						
2020-2021						
2021-2022						
2022-2023						
2023-2024						
BEYOND 2024	22,500	2,300			150,200	175,000
TOTAL COST	22,500	2,300		0	150,200	175,000

PROJECT SPECIFICATIONS

PROJECT DESCRIPTION:

Construction of all weather cover for construction materials storage at Sterkx Road.

PROJECT JUSTIFICATION:

Existing backfill materials are currently stored in the elements. Construction of an all weather cover will keep materials dry and ready for use.

PROJECT PRIORITY:

START DATE: N/A **EST TIME TO COMPLETE:** A N/A

OPERATING BUDGET EFFECT:

NONE
 N/A
 SEE DETAIL

SHEET A 2019-2020/2023-2024 CAPITAL IMPROVEMENTS PROGRAM

PROJECT TITLE: Highway 1 South Well Field Ph 1	PROJECT CATEGORY: Water
PROJECT NUMBER: N/A	COUNCIL DISTRICT # N/A
DIVISION: Utilities	DEPARTMENT: Water

PROJECT BUDGET

REVENUE BREAKDOWN

REVENUE SOURCES					UTILITY FUND	TOTAL
PRIOR BDGTS						0
PRIOR EXP						0
BUDGET C/D						0
2019-2020						
2020-2021						
2021-2022						
2022-2023						
2023-2024						
BEYOND 2024					1,195,000	1,195,000
TOTAL COST					1,195,000	1,195,000

EXPENDITURE BREAKDOWN

EXPENDITURE BREAKDOWN	ENGINEERING	TESTING	LAND ACQUISITION	CONSTRUCTION	OTHER	TOTAL
PRIOR BDGTS						0
2019-2020						
2020-2021						
2021-2022						
2022-2023						
2023-2024						
BEYOND 2024	152,000	3,000		1,040,000		1,195,000
TOTAL COST	152,000	3,000		1,040,000		1,195,000

PROJECT SPECIFICATIONS

PROJECT DESCRIPTION:
Construction of high volume water well and related CL2 facilities along Highway 1 South.

PROJECT JUSTIFICATION:
Recent test hole along Highway 1 found quality water in high volume. This is needed to increase our in town capacity.

PROJECT PRIORITY: A

START DATE: N/A **EST TIME TO COMPLETE:** 6 months N/A

OPERATING BUDGET EFFECT:

NONE
 N/A
 SEE DETAIL

SHEET A 2019-2020/2023-2024 CAPITAL IMPROVEMENTS PROGRAM

PROJECT TITLE: Highway 1 South Well Field Ph 2	PROJECT CATEGORY: Water
PROJECT NUMBER: N/A	COUNCIL DISTRICT # N/A
DIVISION: Utilities	DEPARTMENT: Water

PROJECT BUDGET

REVENUE BREAKDOWN

REVENUE SOURCES					UTILITY FUND	TOTAL
PRIOR BDGTS						0
PRIOR EXP						0
BUDGET C/O						0
2019-2020						
2020-2021						
2021-2022						
2022-2023						
2023-2024						
BEYOND 2024					3,526,000	3,526,000
TOTAL COST					3,526,000	3,526,000

EXPENDITURE BREAKDOWN

EXPENDITURE BREAKDOWN	ENGINEERING	TESTING	LAND ACQUISITION	CONSTRUCTION	OTHER	TOTAL
PRIOR BDGTS						0
2019-2020						
2020-2021						
2021-2022						
2022-2023						
2023-2024						
BEYOND 2024	427,700	12,000		3,086,300		3,526,000
TOTAL COST	427,700	12,000		3,086,300		3,526,000

PROJECT SPECIFICATIONS

PROJECT DESCRIPTION:
Construction of 1 MG storage tank, water well, and well field roadway.

PROJECT JUSTIFICATION:
Increase above ground and water well production capacity in town.

PROJECT PRIORITY: A
START DATE: N/A **EST TIME TO COMPLETE:** N/A
OPERATING BUDGET EFFECT:
 NONE X N/A SEE DETAIL

SHEET A 2019-2020/2023-2024 CAPITAL IMPROVEMENTS PROGRAM

PROJECT TITLE: Adams Pump Station Line Renovation	PROJECT CATEGORY: Water
PROJECT NUMBER: N/A	COUNCIL DISTRICT # 2
DIVISION: Utilities	DEPARTMENT: Water

PROJECT BUDGET

REVENUE BREAKDOWN

REVENUE SOURCES					UTILITY FUND	TOTAL
PRIOR BDGTS						0
PRIOR EXP						0
BUDGET C/O						0
2019-2020						
2020-2021						
2021-2022						
2022-2023						
2023-2024						
BEYOND 2024					1,935,000	1,935,000
TOTAL COST					1,935,000	1,935,000

EXPENDITURE BREAKDOWN

EXPENDITURE BREAKDOWN	ENGINEERING	TESTING	LAND ACQUISITION	CONSTRUCTION	OTHER	TOTAL
PRIOR BDGTS						0
2019-2020						
2020-2021						
2021-2022						
2022-2023						
2023-2024						
BEYOND 2024	162,000	5,000		1,675,000	93,000	1,935,000
TOTAL COST	162,000	5,000		1,675,000	93,000	1,935,000

PROJECT SPECIFICATIONS

PROJECT DESCRIPTION: Replacement of distribution manifold and related piping at Adam's Pump Station.			
PROJECT JUSTIFICATION: Existing distribution manifold is beyond repair and in need of replacement.			
PROJECT PRIORITY:	A		
START DATE:	N/A	EST TIME TO COMPLETE:	N/A
OPERATING BUDGET EFFECT:	<input type="checkbox"/> NONE	<input checked="" type="checkbox"/> N/A	<input type="checkbox"/> SEE DETAIL

2019-2020 CAPITAL IMPROVEMENT BUDGET

*****This Page Intentionally Left Blank*****

2019-2020/2023-2024 CAPITAL IMPROVEMENTS BUDGET

TABLE OF CONTENTS

GAS

			PAGE
780901	Martin Park Gas Main Rep	188
781401	Gas SCADA Upgrade	189
781503	Gas Main Extention 8" Port	190
781704	Cloverleaf Gas Extension	191
781801	Lower 3rd/W Sandy Bayou Gas	192
781901	Wells Boulevard Gas Rep	193
781902	Enterprise/Acadian Interconnect	194
*	Alexandria West Side Gas Feed	195
*	Zone 15 Gas Replacement	196
*	Bayou Rapides Rd Gas Extension	197
*	Regulator/Meter Station Refurb	198
*	Jefferson Heights Gas Relocation	199
*	Lee Street Ext/Kees Ave Gas	200

2019-2020

**COMBINED CAPITAL PROJECTS
SOURCES OF FUNDING SUMMARY**

GAS

PROJECT IDENTIFICATION	SALES TAXES	AD VAL TAX- 14	AD VAL TAX- 18	FEDERAL FUNDS	STATE FUNDS	UTILITY FUND	OTHER	TOTALS
Martin Park Gas Main						65,000		65,000
Cloverleaf Gas Ext						78,000		78,000
Lower 3rd/W Sandy Bayou Gas						360,000		360,000
Wells Boulevard Gas						494,000		494,000
Total Gas	0	0	0	0	0	997,000	0	997,000

**2019-2020
ENTERPRISE CAPITAL PROJECTS
FIVE YEAR CAPITAL PLAN**

GAS

PROJ #	PROJECT IDENTIFICATION	BUDGET C/O	FISCAL YEAR					TOTAL 5 YEAR	BEYOND 2024	TOTAL COST
			19-20	20-21	21-22	22-23	23-24			
780901	Martin Park Gas Main Rep	32,547	65,000					65,000		97,547
781401	Gas SCADA Upgrade	87,184		102,000				102,000		189,184
781503	Gas Main Extension 8" Port	29,450					0	130,000		159,450
781704	Cloverleaf Gas Extension	40,000	78,000					78,000		118,000
781801	Lower 3rd/W Sandy Bayou Gas	273,906	360,000	360,000	360,000			1,080,000		1,353,906
781901	Wells Boulevard Gas Rep	273,911	494,000					494,000		767,911
781902	Enterprise/Acadian Interconnect	443,364					0			443,364
*	Alexandria West Side Gas Feed	0			650,000	1,300,000	2,600,000	4,550,000	1,950,000	6,500,000
*	Zone 15 Gas Replacement	0					0	300,000		300,000
*	Bayou Rapides Rd Gas Extension	0					0	250,000		250,000
*	Regulator/Meter Station Refurb	0					0	250,000		250,000
*	Jefferson Heights Gas Relocation	0					0	300,000		300,000
*	Lee Street Ext/Kees Ave Gas	0					0	300,000		300,000
Total Gas		1,180,362	997,000	462,000	1,010,000	1,300,000	2,600,000	6,369,000	3,480,000	11,029,362

- * Project Number to be Assigned
- ⊗ New or Revised Projects
- ▨ Projects to be closed

SHEET A 2019-2020/2023-2024 CAPITAL IMPROVEMENTS PROGRAM

PROJECT TITLE: Gas Replacement-Martin Park Subdivision	PROJECT CATEGORY: Gas
PROJECT NUMBER: 780901	COUNCIL DISTRICT # 2
DIVISION: Utilities	DEPARTMENT: Gas

PROJECT BUDGET

REVENUE BREAKDOWN

REVENUE SOURCES	Utility Rev Bonds 2013	Utility Rev Bonds 2014	REVENUE BONDS-2004	UTILITY FUND	TOTAL
PRIOR BDGTS	382,430	99,870	433,305	2,310,700	3,226,305
PRIOR EXP	382,430	99,870	433,305	2,278,153	3,193,758
BUDGET C/O	0	0	0	32,547	32,547
2019-2020				65,000	65,000
2020-2021					
2021-2022					
2022-2023					
2023-2024					
BEYOND 2024					0
TOTAL COST	382,430	99,870	433,305	2,375,700	3,291,305

EXPENDITURE BREAKDOWN

EXPENDITURE BREAKDOWN	ENGINEERING	TESTING	LAND ACQUISITION	CONSTRUCTION	OTHER	TOTAL
PRIOR BDGTS	184,750	18,000	7,250	3,016,305		3,226,305
2019-2020				65,000		65,000
2020-2021						
2021-2022						
2022-2023						
2023-2024						
BEYOND 2024						0
TOTAL COST	184,750	18,000	7,250	3,081,305		3,291,305

PROJECT SPECIFICATIONS

PROJECT DESCRIPTION:
Replacement and reconstruction of Martin Park Subdivision, Zone 21 gas distribution system for the area from Horseshoe Drive to Spencer Street and from Manor Drive to Mansour Avenue. This project will include a gas regulator station, 2" through 4" mains and new service lines and assemblies.

PROJECT JUSTIFICATION:
The existing gas lines in this area are antiquated and leak prone causing a very hazardous situation. This work will upgrade the area's gas system and reduce the probability of hazardous gas problems.

PROJECT PRIORITY: A

START DATE: 2010 **EST TIME TO COMPLETE:** 10 Years

OPERATING BUDGET EFFECT:
 NONE N/A SEE DETAIL

SHEET A 2019-2020/2023-2024 CAPITAL IMPROVEMENTS PROGRAM

PROJECT TITLE: Gas SCADA Upgrade	PROJECT CATEGORY: Gas
PROJECT NUMBER: 781401	COUNCIL DISTRICT # N/A
DIVISION: Utilities	DEPARTMENT: Gas

PROJECT BUDGET

REVENUE BREAKDOWN

REVENUE SOURCES					UTILITY FUND	TOTAL
PRIOR BDGTS					425,000	425,000
PRIOR EXP					337,816	337,816
BUDGET C/O					87,184	87,184
2019-2020						
2020-2021					102,000	102,000
2021-2022						
2022-2023						
2023-2024						
BEYOND 2024						0
TOTAL COST					527,000	527,000

EXPENDITURE BREAKDOWN

EXPENDITURE BREAKDOWN	ENGINEERING	TESTING	LAND ACQUISITION	CONSTRUCTION	OTHER	TOTAL
PRIOR BDGTS					425,000	425,000
2019-2020						
2020-2021					102,000	102,000
2021-2022						
2022-2023						
2023-2024						
BEYOND 2024						0
TOTAL COST					527,000	527,000

PROJECT SPECIFICATIONS

PROJECT DESCRIPTION: Replace existing SCADA (Supervisory Control and Data Acquisition System).			
PROJECT JUSTIFICATION: Existing system is over 20 years old and antiquated. Replacement parts are no longer available.			
PROJECT PRIORITY:	A		
START DATE: 2017	EST TIME TO COMPLETE:	Ongoing	
OPERATING BUDGET EFFECT:	<input checked="" type="checkbox"/> NONE <input type="checkbox"/> N/A <input type="checkbox"/> SEE DETAIL		

SHEET A 2019-2020/2023-2024 CAPITAL IMPROVEMENTS PROGRAM

PROJECT TITLE: Gas Main Extension 8" Port	PROJECT CATEGORY: Gas
PROJECT NUMBER: 781503	COUNCIL DISTRICT # 1
DIVISION: Utilities	DEPARTMENT: Gas

PROJECT BUDGET

REVENUE BREAKDOWN

REVENUE SOURCES					UTILITY FUND	TOTAL
PRIOR BDGTS					55,000	55,000
PRIOR EXP					25,550	25,550
BUDGET C/O					29,450	29,450
2019-2020						
2020-2021						
2021-2022						
2022-2023						
2023-2024						
BEYOND 2024					130,000	130,000
TOTAL COST					185,000	185,000

EXPENDITURE BREAKDOWN

EXPENDITURE BREAKDOWN	ENGINEERING	TESTING	LAND ACQUISITION	CONSTRUCTION	OTHER	TOTAL
PRIOR BDGTS					55,000	55,000
2019-2020						
2020-2021						
2021-2022						
2022-2023						
2023-2024						
BEYOND 2024					130,000	130,000
TOTAL COST					185,000	185,000

PROJECT SPECIFICATIONS

PROJECT DESCRIPTION: Extend gas service for expansion and development of the Port of Alexandria.			
PROJECT JUSTIFICATION: Extension of gas service at the point will add to utility customer base and aid in economic development.			
PROJECT PRIORITY:	A		
START DATE: N/A	EST TIME TO COMPLETE:	N/A	
OPERATING BUDGET EFFECT:	X NONE	N/A	SEE DETAIL

SHEET A 2019-2020/2023-2024 CAPITAL IMPROVEMENTS PROGRAM

PROJECT TITLE: Cloverleaf Gas Extension	PROJECT CATEGORY: Gas
PROJECT NUMBER: 781704	COUNCIL DISTRICT # 5
DIVISION: Utilities	DEPARTMENT: Gas

PROJECT BUDGET

REVENUE BREAKDOWN

REVENUE SOURCES					UTILITY FUND	TOTAL
PRIOR BDGTS					40,000	40,000
PRIOR EXP						0
BUDGET C/O					40,000	40,000
2019-2020					78,000	78,000
2020-2021						
2021-2022						
2022-2023						
2023-2024						
BEYOND 2024						0
TOTAL COST					118,000	118,000

EXPENDITURE BREAKDOWN

EXPENDITURE BREAKDOWN	ENGINEERING	TESTING	LAND ACQUISITION	CONSTRUCTION	OTHER	TOTAL
PRIOR BDGTS	5,000			35,000		40,000
2019-2020				78,000		78,000
2020-2021						
2021-2022						
2022-2023						
2023-2024						
BEYOND 2024						0
TOTAL COST	5,000			113,000		118,000

PROJECT SPECIFICATIONS

PROJECT DESCRIPTION:
 Extension of approximately 2,000 linear feet of 4" P.E. main gas line along Cloverleaf Boulevard from Highway 28 West to Pecan Bayou Subdivision alongside Walmart Superstore.

PROJECT JUSTIFICATION:
 Enhance 2-way system feed and future growth in area.

PROJECT PRIORITY: A
START DATE: 2020 **EST TIME TO COMPLETE:** 1 Year
OPERATING BUDGET EFFECT:
 NONE N/A SEE DETAIL

SHEET A 2019-2020/2023-2024 CAPITAL IMPROVEMENTS PROGRAM

PROJECT TITLE: Lower 3rd/West Sandy Bayou Gas Repl	PROJECT CATEGORY: Gas
PROJECT NUMBER: 781801	COUNCIL DISTRICT # 3
DIVISION: Utilities	DEPARTMENT: Gas

PROJECT BUDGET

REVENUE BREAKDOWN

REVENUE SOURCES					UTILITY FUND	TOTAL
PRIOR BDGTS					300,000	300,000
PRIOR EXP					26,094	26,094
BUDGET C/O					273,906	273,906
2019-2020					360,000	360,000
2020-2021					360,000	360,000
2021-2022					360,000	360,000
2022-2023						
2023-2024						
BEYOND 2024						0
TOTAL COST					1,380,000	1,380,000

EXPENDITURE BREAKDOWN

EXPENDITURE BREAKDOWN	ENGINEERING	TESTING	LAND ACQUISITION	CONSTRUCTION	OTHER	TOTAL
PRIOR BDGTS	50,000			250,000		300,000
2019-2020	60,000			300,000		360,000
2020-2021	60,000			300,000		360,000
2021-2022	60,000			300,000		360,000
2022-2023						
2023-2024						
BEYOND 2024						0
TOTAL COST	230,000			1,150,000		1,380,000

PROJECT SPECIFICATIONS

PROJECT DESCRIPTION:
Replacement of gas mains, gas service lines, and meter sets in the area of Lower 3rd Street, West Sandy Bayou Drive, and Hudson Blvd.

PROJECT JUSTIFICATION:
Continued replacement and upgrade of natural gas system as per DIMP/PHMSA recommendations.

PROJECT PRIORITY: A
START DATE: 2020 **EST TIME TO COMPLETE:** 3 Years
OPERATING BUDGET EFFECT:
 NONE N/A SEE DETAIL

SHEET A 2019-2020/2023-2024 CAPITAL IMPROVEMENTS PROGRAM

PROJECT TITLE: Wells Boulevard Gas Replacement	PROJECT CATEGORY: Gas
PROJECT NUMBER: 781901	COUNCIL DISTRICT # 5
DIVISION: Utilities	DEPARTMENT: Gas

PROJECT BUDGET

REVENUE BREAKDOWN

REVENUE SOURCES					UTILITY FUND	TOTAL
PRIOR BDGTS					300,000	300,000
PRIOR EXP					26,089	26,089
BUDGET C/O					273,911	273,911
2019-2020					494,000	494,000
2020-2021						
2021-2022						
2022-2023						
2023-2024						
BEYOND 2024						0
TOTAL COST					494,000	794,000

EXPENDITURE BREAKDOWN

EXPENDITURE BREAKDOWN	ENGINEERING	TESTING	LAND ACQUISITION	CONSTRUCTION	OTHER	TOTAL
PRIOR BDGTS	50,000			250,000		300,000
2019-2020				494,000		494,000
2020-2021						
2021-2022						
2022-2023						
2023-2024						
BEYOND 2024						0
TOTAL COST	50,000			744,000		794,000

PROJECT SPECIFICATIONS

PROJECT DESCRIPTION:

Replacement of gas mains, gas service lines, and meter sets in the area of Wells Boulevard, Richard Avenue, and Sugarhouse Road.

PROJECT JUSTIFICATION:

Continued replacement and upgrade of natural gas system as per DIMP/PHMSA recommendations.

PROJECT PRIORITY:

START DATE: 2020

EST TIME TO COMPLETE: A

2 Years

OPERATING BUDGET EFFECT:

NONE

N/A

SEE DETAIL

SHEET A 2019-2020/2023-2024 CAPITAL IMPROVEMENTS PROGRAM

PROJECT TITLE: Enterprise/Acadian Pipeline Interconnect	PROJECT CATEGORY: Gas
PROJECT NUMBER: 781902	COUNCIL DISTRICT # N/A
DIVISION: Utilities	DEPARTMENT: Gas

PROJECT BUDGET

REVENUE BREAKDOWN

REVENUE SOURCES					UTILITY FUND	TOTAL
PRIOR BDGTS					2,374,000	2,374,000
PRIOR EXP					1,930,636	1,930,636
BUDGET C/O					443,364	443,364
2019-2020						
2020-2021						
2021-2022						
2022-2023						
2023-2024						
BEYOND 2024						
TOTAL COST					2,374,000	2,374,000

EXPENDITURE BREAKDOWN

EXPENDITURE BREAKDOWN	ENGINEERING	TESTING	LAND ACQUISITION	CONSTRUCTION	OTHER	TOTAL
PRIOR BDGTS				2,374,000		2,374,000
2019-2020						
2020-2021						
2021-2022						
2022-2023						
2023-2024						
BEYOND 2024						0
TOTAL COST				2,374,000		2,374,000

PROJECT SPECIFICATIONS

PROJECT DESCRIPTION:
Installation of meter/regulator station and piping to connect Alex #5 Station to the Enterprise/Acadian Gas Pipeline.

PROJECT JUSTIFICATION:
Natural gas volumes to DG Hunter Power Plant.

PROJECT PRIORITY: A
START DATE: 2018 **EST TIME TO COMPLETE:** 2 Years
OPERATING BUDGET EFFECT:
 NONE N/A SEE DETAIL

SHEET A 2019-2020/2023-2024 CAPITAL IMPROVEMENTS PROGRAM

PROJECT TITLE: Alexandria West Side Gas Feed	PROJECT CATEGORY: Gas
PROJECT NUMBER:	COUNCIL DISTRICT # N/A
DIVISION: Utilities	DEPARTMENT: Gas

PROJECT BUDGET

REVENUE BREAKDOWN

REVENUE SOURCES					UTILITY FUND	TOTAL
PRIOR BDGTS						0
PRIOR EXP						0
BUDGET C/O						0
2019-2020						
2020-2021						
2021-2022					650,000	650,000
2022-2023					1,300,000	1,300,000
2023-2024					2,600,000	2,600,000
BEYOND 2024					1,950,000	1,950,000
TOTAL COST					6,500,000	6,500,000

EXPENDITURE BREAKDOWN

EXPENDITURE BREAKDOWN	ENGINEERING	TESTING	LAND ACQUISITION	CONSTRUCTION	OTHER	TOTAL
PRIOR BDGTS						0
2019-2020						
2020-2021						
2021-2022				650,000		650,000
2022-2023				1,300,000		1,300,000
2023-2024				2,600,000		2,600,000
BEYOND 2024				1,950,000		1,950,000
TOTAL COST				6,500,000		6,500,000

PROJECT SPECIFICATIONS

PROJECT DESCRIPTION:

Construction of a Regulator/Meter Station and approximately 6000 LF-6" line S/I along Highway 28 West from Robinson Road to Vandenburg Drive.

PROJECT JUSTIFICATION:

Provide an additional natural gas feed for the City's Gas Distribution System.

PROJECT PRIORITY:

START DATE: N/A

EST TIME TO COMPLETE: A

N/A

OPERATING BUDGET EFFECT:

NONE

N/A

SEE DETAIL

SHEET A 2019-2020/2023-2024 CAPITAL IMPROVEMENTS PROGRAM

PROJECT TITLE: Zone 15 Gas Replacement	PROJECT CATEGORY: Gas
PROJECT NUMBER:	COUNCIL DISTRICT # 1
DIVISION: Utilities	DEPARTMENT: Gas

PROJECT BUDGET

REVENUE BREAKDOWN

REVENUE SOURCES					UTILITY FUND	TOTAL
PRIOR BDGTS						0
PRIOR EXP						0
BUDGET C/O						0
2019-2020						
2020-2021						
2021-2022						
2022-2023						
2023-2024						
BEYOND 2024					300,000	300,000
TOTAL COST					300,000	300,000

EXPENDITURE BREAKDOWN

EXPENDITURE BREAKDOWN	ENGINEERING	TESTING	LAND ACQUISITION	CONSTRUCTION	OTHER	TOTAL
PRIOR BDGTS						0
2019-2020						
2020-2021						
2021-2022						
2022-2023						
2023-2024						
BEYOND 2024	50,000				250,000	300,000
TOTAL COST	50,000				250,000	300,000

PROJECT SPECIFICATIONS

PROJECT DESCRIPTION:
Replacement of gas mains, gas service lines, and meter sets in the area of the former North Circle, including Railroad Avenue, Stracener Street and South Street.

PROJECT JUSTIFICATION:
Continued replacement and upgrade of natural gas system as per DIMP/PHMSA recommendations.

PROJECT PRIORITY: A
START DATE: N/A **EST TIME TO COMPLETE:** N/A
OPERATING BUDGET EFFECT:
 NONE N/A SEE DETAIL

SHEET A 2019-2020/2023-2024 CAPITAL IMPROVEMENTS PROGRAM

PROJECT TITLE: Bayou Rapides Road Gas Extension	PROJECT CATEGORY: Gas
PROJECT NUMBER:	COUNCIL DISTRICT # N/A
DIVISION: Utilities	DEPARTMENT: Gas

PROJECT BUDGET

REVENUE BREAKDOWN

REVENUE SOURCES					UTILITY FUND	TOTAL
PRIOR BDGTS						0
PRIOR EXP						0
BUDGET C/O						0
2019-2020						
2020-2021						
2021-2022						
2022-2023						
2023-2024						
BEYOND 2024					250,000	250,000
TOTAL COST					250,000	250,000

EXPENDITURE BREAKDOWN

EXPENDITURE BREAKDOWN	ENGINEERING	TESTING	LAND ACQUISITION	CONSTRUCTION	OTHER	TOTAL
PRIOR BDGTS						0
2019-2020						
2020-2021						
2021-2022						
2022-2023						
2023-2024						
BEYOND 2024	50,000			200,000		250,000
TOTAL COST	50,000			200,000		250,000

PROJECT SPECIFICATIONS

PROJECT DESCRIPTION:
Installation of approximately 10,000 ft of PE Gas Line on Bayou Rapides Road from Plantation Drive to Vandenburg Drive.

PROJECT JUSTIFICATION:
Maintain a 2-way feed to England Airpark and Highway 28 West Corridor.

PROJECT PRIORITY: A
START DATE: N/A **EST TIME TO COMPLETE:** N/A
OPERATING BUDGET EFFECT:
 NONE N/A SEE DETAIL

SHEET A 2019-2020/2023-2024 CAPITAL IMPROVEMENTS PROGRAM

PROJECT TITLE: Regulator/Meter Station Refurbishment	PROJECT CATEGORY: Gas
PROJECT NUMBER:	COUNCIL DISTRICT # N/A
DIVISION: Utilities	DEPARTMENT: Gas

PROJECT BUDGET

REVENUE BREAKDOWN

REVENUE SOURCES					UTILITY FUND	TOTAL
PRIOR BDGTS						0
PRIOR EXP						0
BUDGET C/O						0
2019-2020						
2020-2021						
2021-2022						
2022-2023						
2023-2024						
BEYOND 2024					250,000	250,000
TOTAL COST					250,000	250,000

EXPENDITURE BREAKDOWN

EXPENDITURE BREAKDOWN	ENGINEERING	TESTING	LAND ACQUISITION	CONSTRUCTION	OTHER	TOTAL
PRIOR BDGTS						0
2019-2020						
2020-2021						
2021-2022						
2022-2023						
2023-2024						
BEYOND 2024					250,000	250,000
TOTAL COST					250,000	250,000

PROJECT SPECIFICATIONS

PROJECT DESCRIPTION:
Priming and painting Gas Meter/Regulator Stations.

PROJECT JUSTIFICATION:
Gas system operations and maintenance.

PROJECT PRIORITY: A
START DATE: N/A **EST TIME TO COMPLETE:** N/A
OPERATING BUDGET EFFECT:
 NONE N/A SEE DETAIL

SHEET A 2019-2020/2023-2024 CAPITAL IMPROVEMENTS PROGRAM

PROJECT TITLE: Jefferson Heights Gas Relocation	PROJECT CATEGORY: Gas
PROJECT NUMBER:	COUNCIL DISTRICT # 2
DIVISION: Utilities	DEPARTMENT: Gas

PROJECT BUDGET

REVENUE BREAKDOWN

REVENUE SOURCES					UTILITY FUND	TOTAL
PRIOR BDGTS						0
PRIOR EXP						0
BUDGET C/O						0
2019-2020						
2020-2021						
2021-2022						
2022-2023						
2023-2024						
BEYOND 2024					300,000	300,000
TOTAL COST					300,000	300,000

EXPENDITURE BREAKDOWN

EXPENDITURE BREAKDOWN	ENGINEERING	TESTING	LAND ACQUISITION	CONSTRUCTION	OTHER	TOTAL
PRIOR BDGTS						0
2019-2020						
2020-2021						
2021-2022						
2022-2023						
2023-2024						
BEYOND 2024	50,000			250,000		300,000
TOTAL COST	50,000			250,000		300,000

PROJECT SPECIFICATIONS

PROJECT DESCRIPTION:
Replacement of Gas Mains, Services, and Meters in the area of Jefferson Street, Joseph Street, and Lee Street Extension.

PROJECT JUSTIFICATION:
Continued replacement and upgrade of natural gas system as per DIMP/PHMSA regulations.

PROJECT PRIORITY: A

START DATE: N/A **EST TIME TO COMPLETE:** N/A

OPERATING BUDGET EFFECT:
 NONE N/A SEE DETAIL

SHEET A 2019-2020/2023-2024 CAPITAL IMPROVEMENTS PROGRAM

PROJECT TITLE: Lee Street Ext/Kees Avenue Gas Relocation	PROJECT CATEGORY: Gas
PROJECT NUMBER:	COUNCIL DISTRICT # 2
DIVISION: Utilities	DEPARTMENT: Gas

PROJECT BUDGET

REVENUE BREAKDOWN

REVENUE SOURCES					UTILITY FUND	TOTAL
PRIOR BDGTS						0
PRIOR EXP						0
BUDGET C/O						0
2019-2020						
2020-2021						
2021-2022						
2022-2023						
2023-2024						
BEYOND 2024					300,000	300,000
TOTAL COST					300,000	300,000

EXPENDITURE BREAKDOWN

EXPENDITURE BREAKDOWN	ENGINEERING	TESTING	LAND ACQUISITION	CONSTRUCTION	OTHER	TOTAL
PRIOR BDGTS						0
2019-2020						
2020-2021						
2021-2022						
2022-2023						
2023-2024						
BEYOND 2024	50,000			250,000		300,000
TOTAL COST	50,000			250,000		300,000

PROJECT SPECIFICATIONS

PROJECT DESCRIPTION:

Replacement of Gas Mains, Services, and Meters in the area of Lee Street Extension and Kees Avenue.

PROJECT JUSTIFICATION:

Continued replacement and upgrade of natural gas system as per DIMP/PHMSA regulations.

PROJECT PRIORITY:

START DATE: N/A

EST TIME TO COMPLETE: A

N/A

OPERATING BUDGET EFFECT:

NONE

N/A

SEE DETAIL

O. WASTEWATER

2019-2020/2023-2024 CAPITAL IMPROVEMENTS BUDGET

TABLE OF CONTENTS

WASTEWATER

		PAGE
818901	Sewer Line Rehab & Replacement	204
810904	Collection/Treatment Painting	205
811501	Lift Station Upgrades	206
811601	Lift Station Stand by Power	207
811603	Samtown Lift Station & Force Main	208
811701	Wastewater Main Rep - Legacy System	209
811801	Vehicle Storage Building	210
812001	Dechlorination Facility Improvements	211
*	Aerator Mooring @ Plant	212
*	Windemere Lift Station Gravity Sewer	213
*	Engine Replacement-Jones St Lift Station	214
*	Martin Park Flood Control Stand By	215
*	Treatment Plant Roadway Lighting	216
*	Highway 28 W Sewer Improvements	217
*	Main Lift Stations Renovation	218
*	W Sandy Bayou Flood Control Stand By	219
*	Downtown Sewer Line Rehab	220
*	West Alexandria Treatment Plant	221
*	Perimeter Fence Treatment Plant	222
*	Treatment Plant Drainage	223
*	Calvert Street Lift Station	224

2019-2020

COMBINED CAPITAL PROJECTS
SOURCES OF FUNDING SUMMARY

WASTEWATER

PROJECT IDENTIFICATION	SALES TAXES	AD VAL TAX- 14	AD VAL TAX- 18	FEDERAL FUNDS	STATE FUNDS	UTILITY FUND	OTHER	TOTALS
Sewer Line Rehab & Replacement						725,000		725,000
Dechlorination Facility Improvements						215,000		215,000
Total Wastewater	0	0	0	0	0	940,000	0	940,000

**2019-2020
ENTERPRISE CAPITAL PROJECTS
FIVE YEAR CAPITAL PLAN**

WASTEWATER

PROJ #	PROJECT IDENTIFICATION	BUDGET C/O	FISCAL YEAR					TOTAL 5 YEAR	BEYOND 2024	TOTAL COST
			19-20	20-21	21-22	22-23	23-24			
818901	Sewer Line Rehab & Replacement	1,053,566	725,000	750,000	750,000	1,000,000		3,225,000		4,278,566
810904	Collection/Treatment Planting	912,277						0		912,277
811501	Lift Station Upgrades	635,000		220,000	220,000	250,000		690,000		1,325,000
811601	Lift Station Stand by Power	1,315						0		1,315
811603	Samtown Lift Station & Force Main	58,824						0		58,824
811701	Wastewater Main Rep - Legacy System	125,739		650,000	650,000	650,000	650,000	2,600,000		2,725,739
811801	Vehicle Storage Building	275,000						0		275,000
812001	Dechlorination Facility Improvements	0	215,000					215,000		215,000
*	Aerator Mooring @ Plant	0						0	875,000	875,000
*	Windemere Lift Station Gravity Sewer	0						0	1,592,000	1,592,000
*	Engine Replacement-Jones St Lift Stat	0						0	2,400,000	2,400,000
*	Martin Park Flood Control Stand By	0						0	156,000	156,000
*	Treatment Plant Roadway Lighting	0						0	375,000	375,000
*	Highway 28 W Sewer Improvements	0						0	1,570,000	1,570,000
*	Main Lift Stations Renovation	0						0	4,148,000	4,148,000
*	W Sandy Bayou Flood Control Stand B	0						0	546,000	546,000
*	Downtown Sewer Line Rehab	0						0	6,000,000	6,000,000
*	West Alexandria Treatment Plant	0						0	57,910,000	57,910,000
*	Perimeter Fence Treatment Plant	0						0	356,000	356,000
*	Treatment Plant Drainage	0						0	465,000	465,000
*	Calvert Street Lift Station	0						0	6,600,000	6,600,000
Total Wastewater		3,061,721	940,000	1,820,000	1,620,000	1,900,000	650,000	6,730,000	82,993,000	92,784,721

- * Project Number to be Assigned
- ⊗ New or Revised Projects
- ▨ Projects to be closed

SHEET A 2019-2020/2023-2024 CAPITAL IMPROVEMENTS PROGRAM

PROJECT TITLE: Sewer Line Rehabilitation	PROJECT CATEGORY: Wastewater
PROJECT NUMBER: 818901	COUNCIL DISTRICT # N/A
DIVISION: Utilities	DEPARTMENT: Wastewater

PROJECT BUDGET

REVENUE BREAKDOWN

REVENUE SOURCES					UTILITY FUND	TOTAL
PRIOR BDGTS					12,237,766	12,237,766
PRIOR EXP					11,184,200	11,184,200
BUDGET C/O					1,053,566	1,053,566
2019-2020					725,000	725,000
2020-2021					750,000	750,000
2021-2022					750,000	750,000
2022-2023					1,000,000	1,000,000
2023-2024						
BEYOND 2024						0
TOTAL COST					15,462,766	15,462,766

EXPENDITURE BREAKDOWN

EXPENDITURE BREAKDOWN	ENGINEERING	TESTING	LAND ACQUISITION	CONSTRUCTION	OTHER	TOTAL
PRIOR BDGTS	740,000			11,497,766		12,237,766
2019-2020				725,000		725,000
2020-2021				750,000		750,000
2021-2022				750,000		750,000
2022-2023				1,000,000		1,000,000
2023-2024						
BEYOND 2024						0
TOTAL COST	740,000	0	0	14,722,766	0	15,462,766

PROJECT SPECIFICATIONS

PROJECT DESCRIPTION:
Sewer line rehabilitation.

PROJECT JUSTIFICATION:
Repair, reline or replace deteriorated mains, manholes and services that are identified as causing excess infiltration and inflow into the collection system. This project addresses our entire collection system. Increased cost are to ensure EPA compliance in coming years. We have received correspondence for the EPA urging the reimplementation of this program.

PROJECT PRIORITY: A

START DATE: On Going **EST TIME TO COMPLETE:** As Needed

OPERATING BUDGET EFFECT:
 NONE N/A SEE DETAIL

SHEET A 2019-2020/2023-2024 CAPITAL IMPROVEMENTS PROGRAM

PROJECT TITLE: Collection/Treatment Painting Project	PROJECT CATEGORY: Wastewater
PROJECT NUMBER: 810904	COUNCIL DISTRICT # N/A
DIVISION: Utilities	DEPARTMENT: Wastewater

PROJECT BUDGET

REVENUE BREAKDOWN

REVENUE SOURCES	Utility Revenue Bonds 2014	REVENUE BONDS 2013	UTILITY FUND	TOTAL
PRIOR BDGTS	575,676	110,000	1,139,324	1,825,000
PRIOR EXP	575,676	110,000	227,047	912,723
BUDGET C/0	0	0	912,277	912,277
2019-2020				
2020-2021				
2021-2022				
2022-2023				
2023-2024				
BEYOND 2024				0
TOTAL COST	575,676	110,000	1,139,324	1,825,000

EXPENDITURE BREAKDOWN

EXPENDITURE BREAKDOWN	ENGINEERING	TESTING	LAND ACQUISITION	CONSTRUCTION	OTHER	TOTAL
PRIOR BDGTS	190,000	18,000		1,617,000		1,825,000
2019-2020						
2020-2021						
2021-2022						
2022-2023						
2023-2024						
BEYOND 2024						0
TOTAL COST	190,000	18,000	0	1,617,000	0	1,825,000

PROJECT SPECIFICATIONS

PROJECT DESCRIPTION:
Painting of buildings & equipment at the following locations: Casson Street Lift Station, Masonic Drive Lift Station, Atwood Lift Station, In-Plant Lift Station, Sludge Thickener Tanks and Sludge Hopper at Solids Handling Building.

PROJECT JUSTIFICATION:
Paint on these structures and equipment is severely deteriorated. Work is needed to maintain structural integrity.

PROJECT PRIORITY: A

START DATE: 2019 **EST TIME TO COMPLETE:** Ongoing

OPERATING BUDGET EFFECT:
 NONE N/A SEE DETAIL

SHEET A 2019-2020/2023-2024 CAPITAL IMPROVEMENTS PROGRAM

PROJECT TITLE: Lift Station Upgrades	PROJECT CATEGORY: Wastewater
PROJECT NUMBER: 811501	COUNCIL DISTRICT # N/A
DIVISION: Utilities	DEPARTMENT: Wastewater

PROJECT BUDGET

REVENUE BREAKDOWN

REVENUE SOURCES					UTILITY FUND	TOTAL
PRIOR BDGTS					635,000	635,000
PRIOR EXP						0
BUDGET C/O					635,000	635,000
2019-2020						
2020-2021					220,000	220,000
2021-2022					220,000	220,000
2022-2023					250,000	250,000
2023-2024						
BEYOND 2024						0
TOTAL COST					1,325,000	1,325,000

EXPENDITURE BREAKDOWN

EXPENDITURE BREAKDOWN	ENGINEERING	TESTING	LAND ACQUISITION	CONSTRUCTION	OTHER	TOTAL
PRIOR BDGTS					635,000	635,000
2019-2020						
2020-2021					220,000	220,000
2021-2022					220,000	220,000
2022-2023					250,000	250,000
2023-2024						
BEYOND 2024						0
TOTAL COST	0	0	0	0	1,325,000	1,325,000

PROJECT SPECIFICATIONS

PROJECT DESCRIPTION:
Installation of modern above-ground duplex pump package with high capacity pumps at Good Earth, Clermont, Twin Bridges Road, North Village, Briarwood, and Landmark Lift Stations.

PROJECT JUSTIFICATION:
Existing pumps at these stations are inefficient and have to be frequently repaired.

PROJECT PRIORITY: A

START DATE: Ongoing **EST TIME TO COMPLETE:** Ongoing

OPERATING BUDGET EFFECT:

NONE
 X N/A
 SEE DETAIL

SHEET A 2019-2020/2023-2024 CAPITAL IMPROVEMENTS PROGRAM

PROJECT TITLE: In-Plant Lift Station Stand-By Power	PROJECT CATEGORY: Wastewater
PROJECT NUMBER: 811601	COUNCIL DISTRICT # N/A
DIVISION: Utilities	DEPARTMENT: Wastewater

PROJECT BUDGET

REVENUE BREAKDOWN

REVENUE SOURCES					UTILITY FUND	TOTAL
PRIOR BDGTS					256,400	256,400
PRIOR EXP					255,085	255,085
BUDGET C/O					1,315	1,315
2019-2020						
2020-2021						
2021-2022						
2022-2023						
2023-2024						
BEYOND 2024						0
TOTAL COST					256,400	256,400

EXPENDITURE BREAKDOWN

EXPENDITURE BREAKDOWN	ENGINEERING	TESTING	LAND ACQUISITION	CONSTRUCTION	OTHER	TOTAL
PRIOR BDGTS	21,400	1,000		234,000		256,400
2019-2020						
2020-2021						
2021-2022						
2022-2023						
2023-2024						
BEYOND 2024						0
TOTAL COST	21,400	1,000	0	234,000	0	256,400

PROJECT SPECIFICATIONS

PROJECT DESCRIPTION:

Addition of Stand-By Power Unit at Treatment Plant In-Plant Lift Station.

PROJECT JUSTIFICATION:

In the event of natural disaster and electrical power is unavailable, this will ensure normal treatment of our wastewater without interruption.

PROJECT PRIORITY:

A

START DATE: 2016

EST TIME TO COMPLETE: 2 Years

OPERATING BUDGET EFFECT:

NONE

N/A

SEE DETAIL

SHEET A 2019-2020/2023-2024 CAPITAL IMPROVEMENTS PROGRAM

PROJECT TITLE: Samtown Lift Station & Force Main	PROJECT CATEGORY: Wastewater
PROJECT NUMBER: 811603	COUNCIL DISTRICT # 3
DIVISION: Utilities	DEPARTMENT: Wastewater

PROJECT BUDGET

REVENUE BREAKDOWN

REVENUE SOURCES				UTILITY FUND	STATE DEQ LOAN	TOTAL
PRIOR BDGTS				100,000	1,119,546	1,219,546
PRIOR EXP				41,176	1,119,546	1,160,722
BUDGET C/O				58,824	0	58,824
2019-2020						
2020-2021						
2021-2022						
2022-2023						
2023-2024						
BEYOND 2024						0
TOTAL COST				100,000	1,119,546	1,219,546

EXPENDITURE BREAKDOWN

EXPENDITURE BREAKDOWN	ENGINEERING	TESTING	LAND ACQUISITION	CONSTRUCTION	OTHER	TOTAL
PRIOR BDGTS				1,219,546		1,219,546
2019-2020						
2020-2021						
2021-2022						
2022-2023						
2023-2024						
BEYOND 2024						0
TOTAL COST				1,219,546	0	1,219,546

PROJECT SPECIFICATIONS

PROJECT DESCRIPTION:
Replacement of existing lift station and force main.

PROJECT JUSTIFICATION:
Existing lift station was constructed in the early 1970's and has had numerous repairs in recent years. Existing force main is cast iron and has had numerous failures due to acidic soil conditions and will be replaced with a PE force main.

PROJECT PRIORITY: A

START DATE: 2017 **EST TIME TO COMPLETE:** 2 Years

OPERATING BUDGET EFFECT:

NONE
 N/A
 SEE DETAIL

SHEET A 2019-2020/2023-2024 CAPITAL IMPROVEMENTS PROGRAM

PROJECT TITLE: Wastewater Main Repl-Legacy System	PROJECT CATEGORY: Wastewater
PROJECT NUMBER: 811701	COUNCIL DISTRICT # N/A
DIVISION: Utilities	DEPARTMENT: Wastewater

PROJECT BUDGET

REVENUE BREAKDOWN

REVENUE SOURCES					UTILITY FUND	TOTAL
PRIOR BDGTS					501,000	501,000
PRIOR EXP					375,261	375,261
BUDGET C/O					125,739	125,739
2019-2020						
2020-2021					650,000	650,000
2021-2022					650,000	650,000
2022-2023					650,000	650,000
2023-2024					650,000	650,000
BEYOND 2024						0
TOTAL COST					3,101,000	3,101,000

EXPENDITURE BREAKDOWN

EXPENDITURE BREAKDOWN	ENGINEERING	TESTING	LAND ACQUISITION	CONSTRUCTION	OTHER	TOTAL
PRIOR BDGTS					501,000	501,000
2019-2020						
2020-2021					650,000	650,000
2021-2022					650,000	650,000
2022-2023					650,000	650,000
2023-2024					650,000	650,000
BEYOND 2024						0
TOTAL COST					3,101,000	3,101,000

PROJECT SPECIFICATIONS

PROJECT DESCRIPTION:
Replace existing wastewater mains in the area generally bounded by the Red River, Lee Street, Bolton Avenue, and Rapides Avenue.

PROJECT JUSTIFICATION:
This will replace the utility infrastructure in one of the oldest areas of the City.

PROJECT PRIORITY: A
START DATE: Ongoing **EST TIME TO COMPLETE:** Ongoing
OPERATING BUDGET EFFECT:
 NONE X N/A SEE DETAIL

SHEET A 2019-2020/2023-2024 CAPITAL IMPROVEMENTS PROGRAM

PROJECT TITLE: Vehicle Storage Building	PROJECT CATEGORY: Wastewater
PROJECT NUMBER: 811801	COUNCIL DISTRICT # N/A
DIVISION: Utilities	DEPARTMENT: Wastewater

PROJECT BUDGET

REVENUE BREAKDOWN

REVENUE SOURCES					UTILITY FUND	TOTAL
PRIOR BDGTS					275,000	275,000
PRIOR EXP						0
BUDGET C/O					275,000	275,000
2019-2020						
2020-2021						
2021-2022						
2022-2023						
2023-2024						
BEYOND 2024						0
TOTAL COST					275,000	275,000

EXPENDITURE BREAKDOWN

EXPENDITURE BREAKDOWN	ENGINEERING	TESTING	LAND ACQUISITION	CONSTRUCTION	OTHER	TOTAL
PRIOR BDGTS					275,000	275,000
2019-2020						
2020-2021						
2021-2022						
2022-2023						
2023-2024						
BEYOND 2024						0
TOTAL COST	0	0	0	0	275,000	275,000

PROJECT SPECIFICATIONS

PROJECT DESCRIPTION: Replacement of CMU wall and roofing at the Wastewater Treatment Plant shop and vehicle storage area.	
PROJECT JUSTIFICATION: Existing wall and roofing are severely deteriorated and in need of replacement.	
PROJECT PRIORITY: A	
START DATE: 2020	EST TIME TO COMPLETE: 1 Year
OPERATING BUDGET EFFECT:	
<input type="checkbox"/> NONE	<input checked="" type="checkbox"/> N/A
	<input type="checkbox"/> SEE DETAIL

SHEET A 2019-2020/2023-2024 CAPITAL IMPROVEMENTS PROGRAM

PROJECT TITLE: Dechlorination Facility Improvements	PROJECT CATEGORY: Wastewater
PROJECT NUMBER: N/A	COUNCIL DISTRICT # N/A
DIVISION: Utilities	DEPARTMENT: Wastewater

PROJECT BUDGET

REVENUE BREAKDOWN

REVENUE SOURCES					UTILITY FUND	TOTAL
PRIOR BDGTS						0
PRIOR EXP						0
BUDGET C/O					0	0
2019-2020					215,000	215,000
2020-2021						
2021-2022						
2022-2023						
2023-2024						
BEYOND 2024					0	0
TOTAL COST					215,000	215,000

EXPENDITURE BREAKDOWN

EXPENDITURE BREAKDOWN	ENGINEERING	TESTING	LAND ACQUISITION	CONSTRUCTION	OTHER	TOTAL
PRIOR BDGTS						0
2019-2020					215,000	215,000
2020-2021						
2021-2022						
2022-2023						
2023-2024						
BEYOND 2024						0
TOTAL COST	0	0	0	0	215,000	215,000

PROJECT SPECIFICATIONS

PROJECT DESCRIPTION:
Replacement of existing dechlorination equipment.

PROJECT JUSTIFICATION:
Bring facility back into service.

PROJECT PRIORITY: A
START DATE: 2020 **EST TIME TO COMPLETE:** 1 Year
OPERATING BUDGET EFFECT:
 NONE N/A SEE DETAIL

SHEET A 2019-2020/2023-2024 CAPITAL IMPROVEMENTS PROGRAM

PROJECT TITLE: Aerator Mooring at Treatment Plant	PROJECT CATEGORY: Wastewater
PROJECT NUMBER: N/A	COUNCIL DISTRICT # N/A
DIVISION: Utilities	DEPARTMENT: Wastewater

PROJECT BUDGET

REVENUE BREAKDOWN

REVENUE SOURCES					UTILITY FUND	TOTAL
PRIOR BDGTS						0
PRIOR EXP						0
BUDGET C/O						0
2019-2020						
2020-2021						
2021-2022						
2022-2023						
2023-2024						
BEYOND 2024					875,000	875,000
TOTAL COST					875,000	875,000

EXPENDITURE BREAKDOWN

EXPENDITURE BREAKDOWN	ENGINEERING	TESTING	LAND ACQUISITION	CONSTRUCTION	OTHER	TOTAL
PRIOR BDGTS						0
2019-2020						
2020-2021						
2021-2022						
2022-2023						
2023-2024						
BEYOND 2024					875,000	875,000
TOTAL COST	0	0	0	0	875,000	875,000

PROJECT SPECIFICATIONS

PROJECT DESCRIPTION:
Replacement of Aerator mooring system at the Wastewater Treatment Plant.

PROJECT JUSTIFICATION:
Existing creosote pilings used as mooring points on the aerators have severely deteriorated from exposure to the elements.

PROJECT PRIORITY: A

START DATE: N/A **EST TIME TO COMPLETE:** N/A

OPERATING BUDGET EFFECT:
 NONE N/A SEE DETAIL

SHEET A 2019-2020/2023-2024 CAPITAL IMPROVEMENTS PROGRAM

PROJECT TITLE: Windemere Lift Station Gravity Sewer	PROJECT CATEGORY: Wastewater
PROJECT NUMBER: N/A	COUNCIL DISTRICT # 5
DIVISION: Utilities	DEPARTMENT: Wastewater

PROJECT BUDGET

REVENUE BREAKDOWN

REVENUE SOURCES					UTILITY FUND	TOTAL
PRIOR BDGTS						0
PRIOR EXP						0
BUDGET C/O					0	0
2019-2020						
2020-2021						
2021-2022						
2022-2023						
2023-2024						
BEYOND 2024					1,592,000	1,592,000
TOTAL COST					1,592,000	1,592,000

EXPENDITURE BREAKDOWN

EXPENDITURE BREAKDOWN	ENGINEERING	TESTING	LAND ACQUISITION	CONSTRUCTION	OTHER	TOTAL
PRIOR BDGTS						0
2019-2020						
2020-2021						
2021-2022						
2022-2023						
2023-2024						
BEYOND 2024	238,000	7,000	172,000	1,175,000		1,592,000
TOTAL COST	238,000	7,000	172,000	1,175,000		1,592,000

PROJECT SPECIFICATIONS

PROJECT DESCRIPTION:
Construction of a 24" Trunk Gravity Sewer to eliminate the Windemere Lift Station..

PROJECT JUSTIFICATION:
This will eliminate the severely hydraulically overloaded Windemere Lift Station. Will also facilitate flows from Charles Park Lift Station in the future planned West Alexandria Treatment Plant, and eliminate non-compliance during heavy rainfall events.

PROJECT PRIORITY: A
START DATE: N/A **EST TIME TO COMPLETE:** N/A
OPERATING BUDGET EFFECT:
 NONE N/A SEE DETAIL

SHEET A 2019-2020/2023-2024 CAPITAL IMPROVEMENTS PROGRAM

PROJECT TITLE: Engine Replacement-Jones St Lift Station	PROJECT CATEGORY: Wastewater
PROJECT NUMBER: N/A	COUNCIL DISTRICT # N/A
DIVISION: Utilities	DEPARTMENT: Wastewater

PROJECT BUDGET

REVENUE BREAKDOWN

REVENUE SOURCES					UTILITY FUND	TOTAL
PRIOR BDGTS						0
PRIOR EXP						0
BUDGET C/O						0
2019-2020						
2020-2021						
2021-2022						
2022-2023						
2023-2024						
BEYOND 2024					2,400,000	2,400,000
TOTAL COST					2,400,000	2,400,000

EXPENDITURE BREAKDOWN

EXPENDITURE BREAKDOWN	ENGINEERING	TESTING	LAND ACQUISITION	CONSTRUCTION	OTHER	TOTAL
PRIOR BDGTS						0
2019-2020						
2020-2021						
2021-2022						
2022-2023						
2023-2024						
BEYOND 2024	284,000				2,116,000	2,400,000
TOTAL COST	284,000	0	0	0	2,116,000	2,400,000

PROJECT SPECIFICATIONS

PROJECT DESCRIPTION: Replacement of (2) 600 HP Waukesha High Water / Stand By Engines	
PROJECT JUSTIFICATION: Existing engines were installed in the early 1970's and are becoming unreliable.	
PROJECT PRIORITY: START DATE: N/A	A EST TIME TO COMPLETE: N/A
OPERATING BUDGET EFFECT: <input type="checkbox"/> NONE <input checked="" type="checkbox"/> N/A <input type="checkbox"/> SEE DETAIL	

SHEET A 2019-2020/2023-2024 CAPITAL IMPROVEMENTS PROGRAM

PROJECT TITLE: Martin Park Flood Control Stand By Power	PROJECT CATEGORY: Wastewater
PROJECT NUMBER: N/A	COUNCIL DISTRICT # 2
DIVISION: Utilities	DEPARTMENT: Wastewater

PROJECT BUDGET

REVENUE BREAKDOWN

REVENUE SOURCES					UTILITY FUND	TOTAL
PRIOR BDGTS						0
PRIOR EXP						0
BUDGET C/O					0	0
2019-2020						
2020-2021						
2021-2022						
2022-2023						
2023-2024						
BEYOND 2024					156,000	156,000
TOTAL COST					156,000	156,000

EXPENDITURE BREAKDOWN

EXPENDITURE BREAKDOWN	ENGINEERING	TESTING	LAND ACQUISITION	CONSTRUCTION	OTHER	TOTAL
PRIOR BDGTS						0
2019-2020						
2020-2021						
2021-2022						
2022-2023						
2023-2024						
BEYOND 2024	19,000	2,000		135,000		156,000
TOTAL COST	19,000	2,000	0	135,000	0	156,000

PROJECT SPECIFICATIONS

PROJECT DESCRIPTION:
Installation of backup generator capable of 72 hours of continuous operation without refueling. Generator would have the capacity to run all 3 existing electric storm water pumps.

PROJECT JUSTIFICATION:
Stand by power generation is needed in the event of power loss during inclement weather conditions.

PROJECT PRIORITY: A
START DATE: N/A **EST TIME TO COMPLETE:** N/A
OPERATING BUDGET EFFECT:
 NONE N/A SEE DETAIL

SHEET A 2019-2020/2023-2024 CAPITAL IMPROVEMENTS PROGRAM

PROJECT TITLE: Treatment Plant Roadway Lighting	PROJECT CATEGORY: Wastewater
PROJECT NUMBER: N/A	COUNCIL DISTRICT # N/A
DIVISION: Utilities	DEPARTMENT: Wastewater

PROJECT BUDGET

REVENUE BREAKDOWN

REVENUE SOURCES					UTILITY FUND	TOTAL
PRIOR BDGTS						0
PRIOR EXP						0
BUDGET C/O					0	0
2019-2020						
2020-2021						
2021-2022						
2022-2023						
2023-2024						
BEYOND 2024					375,000	375,000
TOTAL COST					375,000	375,000

EXPENDITURE BREAKDOWN

EXPENDITURE BREAKDOWN	ENGINEERING	TESTING	LAND ACQUISITION	CONSTRUCTION	OTHER	TOTAL
PRIOR BDGTS						0
2019-2020						
2020-2021						
2021-2022						
2022-2023						
2023-2024						
BEYOND 2024	23,500			351,500		375,000
TOTAL COST	23,500	0	0	351,500	0	375,000

PROJECT SPECIFICATIONS

PROJECT DESCRIPTION:
Replacement of roadway access lighting at the Wastewater Treatment Plant.

PROJECT JUSTIFICATION:
Existing lighting was installed in the 1970's. Replacement will be with modern H/E lighting providing safer access around the Plant.

PROJECT PRIORITY: A
START DATE: N/A **EST TIME TO COMPLETE:** N/A
OPERATING BUDGET EFFECT:
 NONE X N/A SEE DETAIL

SHEET A 2019-2020/2023-2024 CAPITAL IMPROVEMENTS PROGRAM

PROJECT TITLE: Highway 28 W Sewer Improvements	PROJECT CATEGORY: Wastewater
PROJECT NUMBER: N/A	COUNCIL DISTRICT # 1,5
DIVISION: Utilities	DEPARTMENT: Wastewater

PROJECT BUDGET

REVENUE BREAKDOWN

REVENUE SOURCES					UTILITY FUND	TOTAL
PRIOR BDGTS						0
PRIOR EXP						0
BUDGET C/O					0	0
2019-2020						
2020-2021						
2021-2022						
2022-2023						
2023-2024						
BEYOND 2024					1,570,000	1,570,000
TOTAL COST					1,570,000	1,570,000

EXPENDITURE BREAKDOWN

EXPENDITURE BREAKDOWN	ENGINEERING	TESTING	LAND ACQUISITION	CONSTRUCTION	OTHER	TOTAL
PRIOR BDGTS						0
2019-2020						
2020-2021						
2021-2022						
2022-2023						
2023-2024						
BEYOND 2024	122,000	8,000	80,000	1,360,000		1,570,000
TOTAL COST	122,000	8,000	80,000	1,360,000	0	1,570,000

PROJECT SPECIFICATIONS

PROJECT DESCRIPTION:
Construction of 8", 12", and 15" gravity sewer mains, as Package 8 of the multi-phased Highway 28 West Sewer Project.

PROJECT JUSTIFICATION:
Abandonment of lift stations along Highway 28 West will decrease O & M costs. Stations to be abandon include: Links Lift Station, John Eskew, West Wind and Louisiana Special Education Center.

PROJECT PRIORITY: A
START DATE: N/A **EST TIME TO COMPLETE:** N/A
OPERATING BUDGET EFFECT:
 NONE N/A SEE DETAIL

SHEET A 2019-2020/2023-2024 CAPITAL IMPROVEMENTS PROGRAM

PROJECT TITLE: Main Lift Stations Renovation	PROJECT CATEGORY: Wastewater
PROJECT NUMBER: N/A	COUNCIL DISTRICT # 2 & 3
DIVISION: Utilities	DEPARTMENT: Wastewater

PROJECT BUDGET

REVENUE BREAKDOWN

REVENUE SOURCES					UTILITY FUND	TOTAL
PRIOR BDGTS						0
PRIOR EXP						0
BUDGET C/O					0	0
2019-2020						
2020-2021						
2021-2022						
2022-2023						
2023-2024						
BEYOND 2024					4,148,000	4,148,000
TOTAL COST					4,148,000	4,148,000

EXPENDITURE BREAKDOWN

EXPENDITURE BREAKDOWN	ENGINEERING	TESTING	LAND ACQUISITION	CONSTRUCTION	OTHER	TOTAL
PRIOR BDGTS						0
2019-2020						
2020-2021						
2021-2022						
2022-2023						
2023-2024						
BEYOND 2024	518,000	15,000		3,615,000		4,148,000
TOTAL COST	518,000	15,000	0	3,615,000	0	4,148,000

PROJECT SPECIFICATIONS

PROJECT DESCRIPTION:
Major renovations to Masonic Drive, Casson Street, and Upper Third Lift Stations. These are 3 of the 5 major lift stations that move wastewater through the Collection System to the Treatment Plant.

PROJECT JUSTIFICATION:
These stations were constructed in the 1970's and have exceeded their useful design life. Renovations and capacity upgrades are needed to accommodate current and future flows.

PROJECT PRIORITY: A
START DATE: N/A **EST TIME TO COMPLETE:** N/A
OPERATING BUDGET EFFECT:
 NONE N/A SEE DETAIL

SHEET A 2019-2020/2023-2024 CAPITAL IMPROVEMENTS PROGRAM

PROJECT TITLE: W Sandy Bayou Flood Control Stand By		PROJECT CATEGORY: Wastewater	
PROJECT NUMBER: N/A		COUNCIL DISTRICT # 3	
DIVISION: Utilities		DEPARTMENT: Wastewater	

PROJECT BUDGET

REVENUE BREAKDOWN

REVENUE SOURCES					UTILITY FUND	TOTAL
PRIOR BDGTS						0
PRIOR EXP						0
BUDGET C/0					0	0
2019-2020						
2020-2021						
2021-2022						
2022-2023						
2023-2024						
BEYOND 2024					546,000	546,000
TOTAL COST					546,000	546,000

EXPENDITURE BREAKDOWN

EXPENDITURE BREAKDOWN	ENGINEERING	TESTING	LAND ACQUISITION	CONSTRUCTION	OTHER	TOTAL
PRIOR BDGTS						0
2019-2020						
2020-2021						
2021-2022						
2022-2023						
2023-2024						
BEYOND 2024	68,000	7,000		471,000		546,000
TOTAL COST	68,000	7,000	0	471,000	0	546,000

PROJECT SPECIFICATIONS

PROJECT DESCRIPTION:

Installations of 5 backup generators capable of 72 hours continuous operation without refueling.

PROJECT JUSTIFICATION:

Stand by power is needed in the event of power loss during inclement weather conditions. This will prevent widespread flooding of the service area during an unexpected power outage.

PROJECT PRIORITY:

START DATE: N/A

EST TIME TO COMPLETE: N/A

OPERATING BUDGET EFFECT:

NONE

N/A

SEE DETAIL

SHEET A 2019-2020/2023-2024 CAPITAL IMPROVEMENTS PROGRAM

PROJECT TITLE: Downtown Sewer Line Rehab	PROJECT CATEGORY: Wastewater
PROJECT NUMBER: N/A	COUNCIL DISTRICT # 3
DIVISION: Utilities	DEPARTMENT: Wastewater

PROJECT BUDGET

REVENUE BREAKDOWN

REVENUE SOURCES					UTILITY FUND	TOTAL
PRIOR BDGTS						0
PRIOR EXP						0
BUDGET C/O						0
2019-2020						
2020-2021						
2021-2022						
2022-2023						
2023-2024						
BEYOND 2024					6,000,000	6,000,000
TOTAL COST					6,000,000	6,000,000

EXPENDITURE BREAKDOWN

EXPENDITURE BREAKDOWN	ENGINEERING	TESTING	LAND ACQUISITION	CONSTRUCTION	OTHER	TOTAL
PRIOR BDGTS						0
2019-2020						
2020-2021						
2021-2022						
2022-2023						
2023-2024						
BEYOND 2024					6,000,000	6,000,000
TOTAL COST	0	0	0	0	6,000,000	6,000,000

PROJECT SPECIFICATIONS

PROJECT DESCRIPTION:

Rehabilitation and replacement of existing downtown sewer mains.

PROJECT JUSTIFICATION:

Existing lines were constructed in the late 1800's and early 1900's. Along with being aged, some mains are undersized for the current capacity they carry.

PROJECT PRIORITY:

START DATE: N/A

A
EST TIME TO COMPLETE: N/A

OPERATING BUDGET EFFECT:

NONE

N/A

SEE DETAIL

SHEET A 2019-2020/2023-2024 CAPITAL IMPROVEMENTS PROGRAM

PROJECT TITLE: West Alexandria Treatment Plant	PROJECT CATEGORY: Wastewater
PROJECT NUMBER: N/A	COUNCIL DISTRICT # N/A
DIVISION: Utilities	DEPARTMENT: Wastewater

PROJECT BUDGET

REVENUE BREAKDOWN

REVENUE SOURCES					UTILITY FUND	TOTAL
PRIOR BDGTS						0
PRIOR EXP						0
BUDGET C/O						0
2019-2020						
2020-2021						
2021-2022						
2022-2023						
2023-2024						
BEYOND 2024					57,910,000	57,910,000
TOTAL COST					57,910,000	57,910,000

EXPENDITURE BREAKDOWN

EXPENDITURE BREAKDOWN	ENGINEERING	TESTING	LAND ACQUISITION	CONSTRUCTION	OTHER	TOTAL
PRIOR BDGTS						0
2019-2020						
2020-2021						
2021-2022						
2022-2023						
2023-2024						
BEYOND 2024					57,910,000	57,910,000
TOTAL COST					57,910,000	57,910,000

PROJECT SPECIFICATIONS

PROJECT DESCRIPTION: Construction of a new Wastewater Treatment Plant to serve west Alexandria.	
PROJECT JUSTIFICATION: A new plant is needed due to the growth of the City in a westward direction.	
PROJECT PRIORITY: START DATE: N/A	A EST TIME TO COMPLETE: N/A
OPERATING BUDGET EFFECT: <input type="checkbox"/> NONE <input checked="" type="checkbox"/> N/A <input type="checkbox"/> SEE DETAIL	

SHEET A 2019-2020/2023-2024 CAPITAL IMPROVEMENTS PROGRAM

PROJECT TITLE: Perimeter Fence Treatment Plant	PROJECT CATEGORY: Wastewater
PROJECT NUMBER: N/A	COUNCIL DISTRICT # N/A
DIVISION: Utilities	DEPARTMENT: Wastewater

PROJECT BUDGET

REVENUE BREAKDOWN

REVENUE SOURCES					UTILITY FUND	TOTAL
PRIOR BDGTS						0
PRIOR EXP						0
BUDGET C/O						0
2019-2020						
2020-2021						
2021-2022						
2022-2023						
2023-2024						
BEYOND 2024					356,000	356,000
TOTAL COST					356,000	356,000

EXPENDITURE BREAKDOWN

EXPENDITURE BREAKDOWN	ENGINEERING	TESTING	LAND ACQUISITION	CONSTRUCTION	OTHER	TOTAL
PRIOR BDGTS						0
2019-2020						
2020-2021						
2021-2022						
2022-2023						
2023-2024						
BEYOND 2024	48,975	1,750			305,275	356,000
TOTAL COST	48,975	1,750	0	0	305,275	356,000

PROJECT SPECIFICATIONS

PROJECT DESCRIPTION: Replace existing perimeter fence.	
PROJECT JUSTIFICATION: Existing fence is badly deteriorated and damaged by trees and undergrowth.	
PROJECT PRIORITY: START DATE: N/A	A EST TIME TO COMPLETE: N/A
OPERATING BUDGET EFFECT: <input type="checkbox"/> NONE <input checked="" type="checkbox"/> N/A <input type="checkbox"/> SEE DETAIL	

SHEET A 2019-2020/2023-2024 CAPITAL IMPROVEMENTS PROGRAM

PROJECT TITLE: Treatment Plant Drainage	PROJECT CATEGORY: Wastewater
PROJECT NUMBER: N/A	COUNCIL DISTRICT # N/A
DIVISION: Utilities	DEPARTMENT: Wastewater

PROJECT BUDGET

REVENUE BREAKDOWN

REVENUE SOURCES					UTILITY FUND	TOTAL
PRIOR BDGTS						0
PRIOR EXP						0
BUDGET C/O					0	0
2019-2020						
2020-2021						
2021-2022						
2022-2023						
2023-2024						
BEYOND 2024					465,000	465,000
TOTAL COST					465,000	465,000

EXPENDITURE BREAKDOWN

EXPENDITURE BREAKDOWN	ENGINEERING	TESTING	LAND ACQUISITION	CONSTRUCTION	OTHER	TOTAL
PRIOR BDGTS						0
2019-2020						
2020-2021						
2021-2022						
2022-2023						
2023-2024						
BEYOND 2024	65,000			400,000		465,000
TOTAL COST	65,000	0	0	400,000	0	465,000

PROJECT SPECIFICATIONS

PROJECT DESCRIPTION:

Replacement of 54" existing drain under Kansas City Southern Railroad at the Treatment Plant.

PROJECT JUSTIFICATION:

Existing drainage under railroad is inadequate. With proposed storm water regulation at the Wastewater Treatment Plant, this project is needed to move stormwater through the Plant.

PROJECT PRIORITY:

A

START DATE:

N/A

EST TIME TO COMPLETE: N/A

OPERATING BUDGET EFFECT:

NONE

N/A

SEE DETAIL

SHEET A 2019-2020/2023-2024 CAPITAL IMPROVEMENTS PROGRAM

PROJECT TITLE: Calvert Street Lift Station & Gravity Sewer	PROJECT CATEGORY: Wastewater
PROJECT NUMBER: N/A	COUNCIL DISTRICT # 1,5
DIVISION: Utilities	DEPARTMENT: Wastewater

PROJECT BUDGET

REVENUE BREAKDOWN

REVENUE SOURCES					UTILITY FUND	TOTAL
PRIOR BDGTS						0
PRIOR EXP						0
BUDGET C/O					0	0
2019-2020						
2020-2021						
2021-2022						
2022-2023						
2023-2024						
BEYOND 2024					6,600,000	6,600,000
TOTAL COST					6,600,000	6,600,000

EXPENDITURE BREAKDOWN

EXPENDITURE BREAKDOWN	ENGINEERING	TESTING	LAND ACQUISITION	CONSTRUCTION	OTHER	TOTAL
PRIOR BDGTS						0
2019-2020						
2020-2021						
2021-2022						
2022-2023						
2023-2024						
BEYOND 2024	680,000	9,500		5,910,500		6,600,000
TOTAL COST	680,000	9,500	0	5,910,500	0	6,600,000

PROJECT SPECIFICATIONS

PROJECT DESCRIPTION:

Construction of a new lift station at Calvert Street and a 15" Gravity Sewer Main along Coliseum Boulevard to Heyman Lane.

PROJECT JUSTIFICATION:

This is a phase of the West Alexandria Wastewater Treatment Plant. It will eliminate 5 existing lift stations along Coliseum Boulevard and provide gravity sewer service to Calvert Street.

PROJECT PRIORITY:

A

START DATE:

N/A

EST TIME TO COMPLETE: N/A

OPERATING BUDGET EFFECT:

NONE

N/A

SEE DETAIL

P. OTHER

TABLE OF CONTENTS

OTHER

			PAGE
860701	Telephone Network Upgrade	228
860702	GIS System/GPS Equipment	229
861801	City Hall Datacenter Battery Backup	230
861802	Council Chambers Broadcast Upgrade	231
*	Utility Division Central Office	232

2019-2020

**COMBINED CAPITAL PROJECTS
SOURCES OF FUNDING SUMMARY**

OTHER

PROJECT IDENTIFICATION	SALES TAXES	AD VAL TAX- 14	AD VAL TAX- 18	FEDERAL FUNDS	STATE FUNDS	UTILITY FUND	OTHER	TOTALS
Telephone Network Upgrade						180,000		180,000
Total Other	0	0	0	0	0	180,000	0	180,000
Total Utility Capital	0	0	0	0	431,000	6,811,000	0	7,242,000

**2019-2020
ENTERPRISE CAPITAL PROJECTS
FIVE YEAR CAPITAL PLAN**

OTHER

PROJ #	PROJECT IDENTIFICATION	BUDGET C/O	FISCAL YEAR					TOTAL 5 YEAR	BEYOND 2024	TOTAL COST
			19-20	20-21	21-22	22-23	23-24			
860701	Telephone Network Upgrade	181,068	180,000					180,000		341,068
860702	GIS System/GPS Equipment	304,899						0		304,899
861801	City Hall Datacenter Battery Backup	50,110						0		50,110
861802	Council Chambers Broadcast Upgrade	20,290						0		20,290
*	Utility Division Central Office	0						0	625,000	625,000
Total Other		536,367	180,000	0	0	0	0	180,000	625,000	1,341,367
TOTAL UTILITY CAPITAL		22,106,281	7,242,000	7,703,800	9,655,000	10,076,000	7,377,000	42,058,800	108,037,000	172,200,081

- * Project Number to be Assigned
- ⊕ New or Revised Projects
- ▒ Projects to be closed

SHEET A 2019-2020/2023-2024 CAPITAL IMPROVEMENTS PROGRAM

PROJECT TITLE: Telephone Network Upgrade	PROJECT CATEGORY: Other
PROJECT NUMBER: 860701	COUNCIL DISTRICT # N/A
DIVISION: Finance	DEPARTMENT: Various

PROJECT BUDGET

REVENUE BREAKDOWN

REVENUE SOURCES					UTILITY FUND	TOTAL
PRIOR BDGTS					3,242,410	3,242,410
PRIOR EXP					3,081,342	3,081,342
BUDGET C/O					161,068	161,068
2019-2020					180,000	180,000
2020-2021						
2021-2022						
2022-2023						
2023-2024						
BEYOND 2024						0
TOTAL COST					3,422,410	3,422,410

EXPENDITURE BREAKDOWN

EXPENDITURE BREAKDOWN	ENGINEERING	TESTING	LAND ACQUISITION	CONSTRUCTION	OTHER	TOTAL
PRIOR BDGTS					3,242,410	3,242,410
2019-2020					180,000	180,000
2020-2021						
2021-2022						
2022-2023						
2023-2024						
BEYOND 2024						0
TOTAL COST					3,422,410	3,422,410

PROJECT SPECIFICATIONS

PROJECT DESCRIPTION:
Upgrade existing telephone network to be self reliant. Will allow phone communications between all city facilities to continue without interruption in service from Bell South is lost.

PROJECT JUSTIFICATION:
Eliminate dependence on Bell South and problems with old phone lines that Bell South refuses to replace. Creates redundancy where a single point of failure will not effect telephone network. All sites will be capable of running on their own without being connected to City Hall. No limitations on voice calls between facilities. All facilities would have features that the central switch has. All future upgrades can be done at once instead of at each different facility. Upgrades can be done without shutting down the telephone network.

PROJECT PRIORITY: A

START DATE: Ongoing **EST TIME TO COMPLETE:** As Needed

OPERATING BUDGET EFFECT:
 NONE N/A SEE DETAIL

SHEET A 2019-2020/2023-2024 CAPITAL IMPROVEMENTS PROGRAM

PROJECT TITLE: GIS System/GPS Equipment	PROJECT CATEGORY: Other
PROJECT NUMBER: 860702	COUNCIL DISTRICT # N/A
DIVISION: Utilities	DEPARTMENT: Various

PROJECT BUDGET

REVENUE BREAKDOWN

REVENUE SOURCES					UTILITY FUND	TOTAL
PRIOR BDGTS					1,710,500	1,710,500
PRIOR EXP					1,405,601	1,405,601
BUDGET C/O					304,899	304,899
2019-2020						
2020-2021						
2021-2022						
2022-2023						
2023-2024						
BEYOND 2024						0
TOTAL COST					1,710,500	1,710,500

EXPENDITURE BREAKDOWN

EXPENDITURE BREAKDOWN	ENGINEERING	TESTING	LAND ACQUISITION	CONSTRUCTION	OTHER	TOTAL
PRIOR BDGTS					1,710,500	1,710,500
2019-2020						
2020-2021						
2021-2022						
2022-2023						
2023-2024						
BEYOND 2024						0
TOTAL COST					1,710,500	1,710,500

PROJECT SPECIFICATIONS

PROJECT DESCRIPTION:

Create a GIS system for city wide usage.

PROJECT JUSTIFICATION:

City is currently without GIS service. This project will enhance operations in Electric, Water, Gas, Wastewater, Engineering, Finance, Streets, Traffic, Building Inspection, Police and Fire by identifying each 911 address, existing utilities, streets, and drainage structures.

PROJECT PRIORITY:

START DATE: Ongoing

EST TIME TO COMPLETE: As Needed

OPERATING BUDGET EFFECT:

NONE

N/A

SEE DETAIL

SHEET A 2019-2020/2023-2024 CAPITAL IMPROVEMENTS PROGRAM

PROJECT TITLE: City Hall Datacenter Battery Backup	PROJECT CATEGORY: Other
PROJECT NUMBER: 861801	COUNCIL DISTRICT # N/A
DIVISION: Finance	DEPARTMENT: Various

PROJECT BUDGET

REVENUE BREAKDOWN

REVENUE SOURCES					UTILITY FUND	TOTAL
PRIOR BDGTS					150,000	150,000
PRIOR EXP					99,890	99,890
BUDGET C/O					50,110	50,110
2019-2020						
2020-2021						
2021-2022						
2022-2023						
2023-2024						
BEYOND 2024						0
TOTAL COST					150,000	150,000

EXPENDITURE BREAKDOWN

EXPENDITURE BREAKDOWN	ENGINEERING	TESTING	LAND ACQUISITION	CONSTRUCTION	OTHER	TOTAL
PRIOR BDGTS					150,000	150,000
2019-2020						
2020-2021						
2021-2022						
2022-2023						
2023-2024						
BEYOND 2024						0
TOTAL COST					150,000	150,000

PROJECT SPECIFICATIONS

PROJECT DESCRIPTION:

Replace existing battery backup equipment and power conditioners located at the City Hall Datacenter.

PROJECT JUSTIFICATION:

Current equipment is aging, lessening the estimated up time it can provide.

PROJECT PRIORITY:

START DATE: 2019

EST TIME TO COMPLETE: 1 Year A

OPERATING BUDGET EFFECT:

NONE

N/A

SEE DETAIL

SHEET A 2019-2020/2023-2024 CAPITAL IMPROVEMENTS PROGRAM

PROJECT TITLE: Council Chambers Broadcast Upgrade	PROJECT CATEGORY: Other
PROJECT NUMBER: 861802	COUNCIL DISTRICT # N/A
DIVISION: Finance	DEPARTMENT: Various

PROJECT BUDGET

REVENUE BREAKDOWN

REVENUE SOURCES					UTILITY FUND	TOTAL
PRIOR BDGTS					125,000	125,000
PRIOR EXP					104,710	104,710
BUDGET C/O					20,290	20,290
2019-2020						
2020-2021						
2021-2022						
2022-2023						
2023-2024						
BEYOND 2024						0
TOTAL COST					125,000	125,000

EXPENDITURE BREAKDOWN

EXPENDITURE BREAKDOWN	ENGINEERING	TESTING	LAND ACQUISITION	CONSTRUCTION	OTHER	TOTAL
PRIOR BDGTS					125,000	125,000
2019-2020						
2020-2021						
2021-2022						
2022-2023						
2023-2024						
BEYOND 2024						0
TOTAL COST					125,000	125,000

PROJECT SPECIFICATIONS

PROJECT DESCRIPTION:

Replace City Council Chambers video broadcasting system.

PROJECT JUSTIFICATION:

Existing system is due for replacement. Video servers and disk storage have required maintenance or replacement multiple times recently. Cameras are over 15 years old and nearing end of useful life.

PROJECT PRIORITY:

A

START DATE: 2020

EST TIME TO COMPLETE: 1 Year

OPERATING BUDGET EFFECT:

NONE

N/A

SEE DETAIL

SHEET A 2019-2020/2023-2024 CAPITAL IMPROVEMENTS PROGRAM

PROJECT TITLE: Utility Division Central Office	PROJECT CATEGORY: Other
PROJECT NUMBER: N/A	COUNCIL DISTRICT # N/A
DIVISION: Utilities	DEPARTMENT: Various

PROJECT BUDGET

REVENUE BREAKDOWN

REVENUE SOURCES					UTILITY FUND	TOTAL
PRIOR BDGTS						0
PRIOR EXP						0
BUDGET C/O						0
2019-2020						
2020-2021						
2021-2022						
2022-2023						
2023-2024						
BEYOND 2024					625,000	625,000
TOTAL COST					625,000	625,000

EXPENDITURE BREAKDOWN

EXPENDITURE BREAKDOWN	ENGINEERING	TESTING	LAND ACQUISITION	CONSTRUCTION	OTHER	TOTAL
PRIOR BDGTS						0
2019-2020						
2020-2021						
2021-2022						
2022-2023						
2023-2024						
BEYOND 2024	75,000			550,000		625,000
TOTAL COST	75,000			550,000		625,000

PROJECT SPECIFICATIONS

PROJECT DESCRIPTION:

Construction of dedicated office for Utility Division Management and support staff.

PROJECT JUSTIFICATION:

Placement of management and staff at a single location.

PROJECT PRIORITY:

START DATE: N/A

EST TIME TO COMPLETE: N/A

OPERATING BUDGET EFFECT:

NONE

N/A

SEE DETAIL

Q. MUNICIPAL TRANSIT

2019-2020/2023-2024 CAPITAL IMPROVEMENTS BUDGET

TABLE OF CONTENTS

MUNICIPAL TRANSIT

			PAGE
709706	Surveillance Equipment	236
709709	ADA Vans	237
709710	Replace Support Vehicles	238
709711	Misc Shop Equipment	239
709712	Buses	240
709721	Copier	241
709722	Terminal Improvements	242
709723	Radio Upgrades	243

2019-2020

COMBINED CAPITAL PROJECTS
SOURCES OF FUNDING SUMMARY

MUNICIPAL TRANSIT SYSTEM

PROJECT IDENTIFICATION	SALES TAXES	AD VAL TAX- 14	AD VAL TAX- 18	FEDERAL FUNDS	STATE FUNDS	UTILITY FUND	OTHER	TOTALS
Buses	150,000			850,000				1,000,000
Total Transit Capital	150,000	0	0	850,000	0	0	0	1,000,000

**ENTERPRISE CAPITAL PROJECTS
FIVE YEAR CAPITAL PLAN**

MUNICIPAL TRANSIT

PROJ #	PROJECT IDENTIFICATION	BUDGET C/O	FISCAL YEAR					TOTAL 5 YEAR	BEYOND 2024	TOTAL COST
			19-20	20-21	21-22	22-23	23-24			
709706	Surveillance Equipment	20,071						0		20,071
709709	ADA Vans	40,190		250,000	250,000			500,000		540,190
709710	Replace Support Vehicles	35,000						0		35,000
709711	Misc Shop Equipment	6,866			10,000			10,000		16,866
709712	Buses	1,155,826	1,000,000	1,000,000				2,000,000		3,155,826
709721	Copier	145						0		145
709722	Terminal Improvements	(3,327)						0		(3,327)
709723	Radio Upgrades	82,062						0		82,062
TOTAL TRANSIT			1,336,833	1,000,000	1,250,000	260,000	0	0	2,510,000	3,846,833

* Project Number to be Assigned
 @ New or Revised Projects
 Projects to be closed

SHEET A 2019-2020/2023-2024 CAPITAL IMPROVEMENTS PROGRAM

PROJECT TITLE: Surveillance Equipment	PROJECT CATEGORY: Municipal Transit
PROJECT NUMBER: 709706	COUNCIL DISTRICT # N/A
DIVISION: Public Works	DEPARTMENT: Municipal Transit

PROJECT BUDGET

REVENUE BREAKDOWN

REVENUE SOURCES				SALES TAX	FEDERAL FUNDS	TOTAL
PRIOR BDGTS				6,000	24,000	30,000
PRIOR EXP				1,988	7,943	9,929
BUDGET C/O				4,014	16,057	20,071
2019-2020						
2020-2021						
2021-2022						
2022-2023						
2023-2024						
BEYOND 2024						0
TOTAL COST				6,000	24,000	30,000

EXPENDITURE BREAKDOWN

EXPENDITURE BREAKDOWN	ENGINEERING	TESTING	LAND ACQUISITION	CONSTRUCTION	OTHER	TOTAL
PRIOR BDGTS					30,000	30,000
2019-2020						
2020-2021						
2021-2022						
2022-2023						
2023-2024						
BEYOND 2024						0
TOTAL COST					30,000	30,000

PROJECT SPECIFICATIONS

PROJECT DESCRIPTION:
Surveillance equipment and other miscellaneous equipment used for surveillance.

PROJECT JUSTIFICATION:
Equipment used to monitor the increased number of traffic accidents, theft, incidents, employee compensation claims, and gang-related fights and disturbances.

PROJECT PRIORITY: A

START DATE: N/A **EST TIME TO COMPLETE:** N/A

OPERATING BUDGET EFFECT:
 NONE N/A SEE DETAIL

SHEET A 2019-2020/2023-2024 CAPITAL IMPROVEMENTS PROGRAM

PROJECT TITLE: ADA Vans	PROJECT CATEGORY: Municipal Transit
PROJECT NUMBER: 709709	COUNCIL DISTRICT # N/A
DIVISION: Public Works	DEPARTMENT: Municipal Trar

PROJECT BUDGET

REVENUE BREAKDOWN

REVENUE SOURCES				SALES TAX	FEDERAL FUNDS	TOTAL
PRIOR BDGTS				39,000	221,000	260,000
PRIOR EXP				32,971	186,839	219,810
BUDGET C/O				6,029	34,161	40,190
2019-2020						
2020-2021				37,500	212,500	250,000
2021-2022				37,500	212,500	250,000
2022-2023						
2023-2024						
BEYOND 2024						0
TOTAL COST				114,000	646,000	760,000

EXPENDITURE BREAKDOWN

EXPENDITURE BREAKDOWN	ENGINEERING	TESTING	LAND ACQUISITION	CONSTRUCTION	OTHER	TOTAL
PRIOR BDGTS					260,000	260,000
2019-2020						
2020-2021					250,000	250,000
2021-2022					250,000	250,000
2022-2023						
2023-2024						
BEYOND 2024						0
TOTAL COST					760,000	760,000

PROJECT SPECIFICATIONS

PROJECT DESCRIPTION:

The ADA (American's With Disabilities Act) of 1990 requires the City of Alexandria to provide the same level of service to those with disabilities as it provides to other citizens. If the City remains in this business then we must purchase vans to meet the growing demand of the disabled population. If the City contracts the service out to a private provider then we require only the purchase on one van in FY 96 for the elderly half-fare program. This van will replace the van that is seven years old and eligible for surplus under Federal guidelines.

PROJECT JUSTIFICATION:

Compliance with ADA as mandated by Federal law.

PROJECT PRIORITY:

A

START DATE: N/A

EST TIME TO COMPLETE: N/A

OPERATING BUDGET EFFECT:

 NONE

 N/A

 SEE DETAIL

SHEET A 2019-2020/2023-2024 CAPITAL IMPROVEMENTS PROGRAM

PROJECT TITLE: Replace Support Vehicles	PROJECT CATEGORY: Municipal Transit
PROJECT NUMBER: 709710	COUNCIL DISTRICT # N/A
DIVISION: Public Works	DEPARTMENT: Municipal Transit

PROJECT BUDGET

REVENUE BREAKDOWN

REVENUE 2016-2017				SALES TAX	FEDERAL FUNDS	TOTAL
PRIOR BDGTS				21,400	85,600	107,000
PRIOR EXP				14,400	57,600	72,000
BUDGET C/O				7,000	28,000	35,000
2019-2020						
2020-2021						
2021-2022						
2022-2023						
2023-2024						
BEYOND 2024						0
TOTAL COST				21,400	85,600	107,000

EXPENDITURE BREAKDOWN

EXPENDITURE BREAKDOWN	ENGINEERING	TESTING	LAND ACQUISITION	CONSTRUCTION	OTHER	TOTAL
PRIOR BDGTS					107,000	107,000
2019-2020						
2020-2021						
2021-2022						
2022-2023						
2023-2024						
BEYOND 2024						0
TOTAL COST					107,000	107,000

PROJECT SPECIFICATIONS

PROJECT DESCRIPTION:

PROJECT JUSTIFICATION:

PROJECT PRIORITY:

START DATE: N/A

EST TIME TO COMPLETE: N/A

OPERATING BUDGET EFFECT:

 NONE

 N/A

 SEE DETAIL

SHEET A 2019-2020/2023-2024 CAPITAL IMPROVEMENTS PROGRAM

PROJECT TITLE: Misc Shop Equipment	PROJECT CATEGORY: Municipal Transit
PROJECT NUMBER: 709711	COUNCIL DISTRICT # N/A
DIVISION: Public Works	DEPARTMENT: Municipal Transit

PROJECT BUDGET




REVENUE BREAKDOWN

REVENUE 2016-2017				SALES TAX	FEDERAL FUNDS	TOTAL
PRIOR BDGTS				11,002	44,008	55,010
PRIOR EXP				9,629	38,515	48,144
BUDGET C/O				1,373	5,493	6,866
2019-2020						
2020-2021						
2021-2022				2,000	8,000	10,000
2022-2023						
2023-2024						
BEYOND 2024						0
TOTAL COST				13,002	52,008	65,010

EXPENDITURE BREAKDOWN

EXPENDITURE BREAKDOWN	ENGINEERING	TESTING	LAND ACQUISITION	CONSTRUCTION	OTHER	TOTAL
PRIOR BDGTS					55,010	55,010
2019-2020						
2020-2021						
2021-2022					10,000	10,000
2022-2023						
2023-2024						
BEYOND 2024						0
TOTAL COST					65,010	65,010

PROJECT SPECIFICATIONS

PROJECT DESCRIPTION:		
PROJECT JUSTIFICATION:		
PROJECT PRIORITY:	A	
START DATE: N/A	EST TIME TO COMPLETE: N/A	
OPERATING BUDGET EFFECT:	 NONE  N/A  SEE DETAIL	

SHEET A 2019-2020/2023-2024 CAPITAL IMPROVEMENTS PROGRAM

PROJECT TITLE: Terminal Improvements	PROJECT CATEGORY: Municipal Transit
PROJECT NUMBER: 709722	COUNCIL DISTRICT # N/A
DIVISION: Public Works	DEPARTMENT: Municipal Transit

PROJECT BUDGET




REVENUE BREAKDOWN

REVENUE SOURCES				SALES TAX	FEDERAL FUNDS	TOTAL
PRIOR BDGTS				10,000	40,000	50,000
PRIOR EXP				10,665	42,662	53,327
BUDGET C/O				(665)	(2,662)	(3,327)
2019-2020						
2020-2021						
2021-2022						
2022-2023						
2023-2024						
BEYOND 2024						0
TOTAL COST				10,000	40,000	50,000

EXPENDITURE BREAKDOWN

EXPENDITURE BREAKDOWN	ENGINEERING	TESTING	LAND ACQUISITION	CONSTRUCTION	OTHER	TOTAL
PRIOR BDGTS					50,000	50,000
2019-2020						
2020-2021						
2021-2022						
2022-2023						
2023-2024						
BEYOND 2024						0
TOTAL COST					50,000	50,000

PROJECT SPECIFICATIONS

PROJECT DESCRIPTION:
PROJECT JUSTIFICATION:
PROJECT PRIORITY: A START DATE: N/A EST TIME TO COMPLETE: N/A OPERATING BUDGET EFFECT:  NONE  N/A  SEE DETAIL

SHEET A 2019-2020/2023-2024 CAPITAL IMPROVEMENTS PROGRAM

PROJECT TITLE: Radio Upgrades	PROJECT CATEGORY: Municipal Transit
PROJECT NUMBER: 709723	COUNCIL DISTRICT # N/A
DIVISION: Public Works	DEPARTMENT: Municipal Transit

PROJECT BUDGET

REVENUE BREAKDOWN

REVENUE SOURCES				SALES TAX	FEDERAL FUNDS	TOTAL
PRIOR BDGTS				25,000	100,000	125,000
PRIOR EXP				8,588	34,350	42,938
BUDGET C/0				16,412	65,650	82,062
2019-2020						0
2020-2021						0
2021-2022						0
2022-2023						0
2023-2024						0
BEYOND 2024						0
TOTAL COST				25,000	100,000	125,000

EXPENDITURE BREAKDOWN

EXPENDITURE BREAKDOWN	ENGINEERING	TESTING	LAND ACQUISITION	CONSTRUCTION	OTHER	TOTAL
PRIOR BDGTS					125,000	125,000
2019-2020						0
2020-2021						0
2021-2022						0
2022-2023						0
2023-2024						0
BEYOND 2024						0
TOTAL COST					125,000	125,000

PROJECT SPECIFICATIONS

PROJECT DESCRIPTION:		
PROJECT JUSTIFICATION:		
PROJECT PRIORITY:	A	
START DATE: N/A	EST TIME TO COMPLETE: N/A	
OPERATING BUDGET EFFECT:	NONE	SEE DETAIL

2019-2020 CAPITAL IMPROVEMENT BUDGET

*****This Page Intentionally Left Blank*****

R. FIVE YEAR PLAN

**GENERAL CAPITAL PROJECTS
FIVE YEAR CAPITAL PLAN**

PUBLIC ENTERPRISE

PROJ #	PROJECT IDENTIFICATION	BUDGET C/O	FISCAL YEAR					TOTAL 5 YEAR	BEYOND 2024	TOTAL COST
			19-20	20-21	21-22	22-23	23-24			
059401	Reserve for Relocation Projects	409,838	100,000	100,000	100,000	100,000	100,000	500,000		906,838
050301	City Hall Renovation	1,396,005	5,700,000	4,500,000	1,000,000			10,700,000		12,096,005
800301	Information Upgrades	387,058						0		387,058
050710	AUMP Lower Third	313,152						0		313,152
050801	Building Improvements	259,750	250,000	150,000	150,000			550,000		809,750
050802	Roof Replacement	561,361	150,000	150,000	150,000			450,000		1,011,361
051103	Red River Imp Venture	2,957,045						0		2,957,045
051104	Port of Alexandria Rail Spur Imp	57,224						0		57,224
051201	Port of Alex/Ruston Foundry	131,736						0		131,736
051302	Riverfront Center Improvements	39,571						0		39,571
051401	Energy Renovations	291,585						0		291,585
051403	Cenia Community College	140,176						0		140,176
051502	Riverfront Improvements	463,780						0		463,780
051503	Two Way Communications Upgrade	13,657						0		13,657
051601	Convention Hall Improvements	81,592						0		81,592
051602	Boiler Replacement City Hall	418						0		418
051604	Amphitheatre Improvements	229,500						0		229,500
051702	Security Improvements	52,186	30,000	30,000				60,000		112,186
051703	Naval Reserve Building Demotion	(14)						0		(14)
051704	Public Safety Datacenter Renovation	351,200						0		351,200
051801	Riverfront Center Waterproofing/Roofr	861,200						0		861,200
Total Public Enterprise		8,998,020	6,230,000	4,430,000	1,400,000	100,000	100,000	12,260,000	0	21,258,020

- * Project Number to be Assigned
- ⊕ New or Revised Projects
- ▨ Projects to be closed

**2019-2020
GENERAL CAPITAL PROJECTS
FIVE YEAR CAPITAL PLAN**

DRAINAGE

PROJ #	PROJECT IDENTIFICATION	BUDGET C/O	FISCAL YEAR					TOTAL 5 YEAR	BEYOND 2024	TOTAL COST
			19-20	20-21	21-22	22-23	23-24			
250211	Acquisition-ROW/Services	431,516						0		431,516
250421	Residential Ditch Closure	1,737,319	375,000	375,000	375,000	375,000	375,000	1,875,000		3,612,319
250512	Pump Station Repairs	129,862						0		129,862
250604	Chattain Lake-Willow Glen Hudson	164,616						0		164,616
251003	Red River Levee Certification	35,284						0		35,284
251103	Masonic Drive RCB Extension	1,814,000						0		1,814,000
251104	Tangent Rail RCB	509,327						0		509,327
251105	Martin Park/Airview Terrace St & Dmg	999,382						0		999,382
251701	Woodale Outfall/ Raind Ave Ph 4	1,317,484						0		1,317,484
251702	Diversion Canal Reverse Flow System	3,844						0		3,844
251703	Rapides Avenue RCB Repair	52,597						0		52,597
251801	Mall Ditch Improvements	289,125	500,000	500,000				1,000,000		1,289,125
251802	Hwy 28 West Drainage Canal	138,304	775,000					775,000		913,304
251803	Martin Park Pump Additions	16,845						0		16,845
Total Drainage		7,639,505	1,650,000	875,000	375,000	375,000	375,000	3,650,000	0	11,289,505

- * Project Number to be Assigned
- ⊕ New or Revised Projects
- ▨ Projects to be closed

2019-2020

GENERAL CAPITAL PROJECTS
FIVE YEAR CAPITAL PLAN

STREETS

PROJ #	PROJECT IDENTIFICATION	BUDGET C/O	FISCAL YEAR					TOTAL 5 YEAR	BEYOND 2024	TOTAL COST
			19-20	20-21	21-22	22-23	23-24			
268823	Street, Drainage, Sidewalk Repairs	3,344,618	375,000	375,000	375,000	375,000	375,000	1,875,000		5,219,618
269007	Sugarhouse Road - Phase 1	7,531,919						0	3,500,000	11,031,919
269801	Jackson St at Horseshoe Drive	107,352						0		107,352
260407	Street Repairs	183,892	50,000	50,000	50,000	80,000	50,000	250,000		433,892
260507	Aerial Photography	200,554	15,000	15,000	15,000	15,000	15,000	75,000		275,554
260604	North Mall-North to Steris	462,992						0	3,000,000	3,462,992
260608	Land Acquisitions	194,559		50,000				50,000		244,559
261002	Traffic Signals Renovations	282,281	25,000					25,000		307,281
261203	Masonic Corridor Ph 2	1,903,988						0		1,903,988
261302	Directional Signage & Striping	101,377	50,000	50,000	50,000	50,000	50,000	250,000		351,377
261304	Versailles Lighting	245,542						0		245,542
261501	Hudson Bridge Charlain Canal	85,562						0		85,562
261602	MPD Panel Replacement	559,393						0		559,393
261603	Industrial Park Road Reconstruction	630,266						0		630,266
261701	City Park Bridge Repairs	27,115						0		27,115
261702	Horseshoe Drive Improvements	12,209						0		12,209
261801	N. 19th Street Bridge Replacement	1,700,000						0		1,700,000
261802	Pitts St/Broadway to Applewhite	645,000						0		645,000
261901	MacArthur Drive @ Jackson	267,423						0		267,423
Total Streets		18,486,042	515,000	540,000	490,000	490,000	490,000	2,525,000	6,500,000	27,511,042

- * Project Number to be Assigned
- ⊗ New or Revised Projects
- ▨ Projects to be closed

2019-2020

**GENERAL CAPITAL PROJECTS
FIVE YEAR CAPITAL PLAN**

POLICE

PROJ #	PROJECT IDENTIFICATION	BUDGET C/O	FISCAL YEAR					TOTAL 5 YEAR	BEYOND 2024	TOTAL COST
			19-20	20-21	21-22	22-23	23-24			
501401	Patrol Range Improvements	107,808						0		107,808
501802	Patrol Range Classroom	10,288						0		10,288
501701	Public Safety Security System	24,068						0		24,068
501702	Body/Vehicle Camera System	10,583						0		10,583
Total Police		152,747	0	0	0	0	0	0	0	152,747

- * Project Number to be Assigned
- ⊕ New or Revised Projects
- ▨ Projects to be closed

2019-2020

**GENERAL CAPITAL PROJECTS
FIVE YEAR CAPITAL PLAN**

FIRE

PROJ #	PROJECT IDENTIFICATION	BUDGET C/O	FISCAL YEAR					TOTAL 5 YEAR	BEYOND 2024	TOTAL COST
			19-20	20-21	21-22	22-23	23-24			
600503	Fire Station Relocation	157,169						0		157,169
601801	Pumper Truck	1,000						0		1,000
Total Fire			158,169	0	0	0	0	0	0	158,169

- Project Number to be Assigned
- ⊗ New or Revised Projects
- ▨ Projects to be closed

2019-2020

GENERAL CAPITAL PROJECTS
FIVE YEAR CAPITAL PLAN

PARKS AND RECREATION

PROJ #	PROJECT IDENTIFICATION	BUDGET C/O	FISCAL YEAR					TOTAL 5 YEAR	BEYOND 2024	TOTAL COST
			19-20	20-21	21-22	22-23	23-24			
440901	Recreational Park Improvements	914,633						0		914,633
441501	Johnny Downs Park Improvements	20,694						0		20,694
441801	Civil Rights Monument	498,200						0		498,200
441802	Links on the Bayou Improvements	846,510						0		846,510
441803	Bringhurst Park Renovation	100,000						0		100,000
441804	Tennis Court Additions	211,672						0		211,672
Total Park/Recreation		2,591,709	0	0	0	0	0	0	0	2,591,709

- * Project Number to be Assigned
- ⊗ New or Revised Projects
- ▨ Projects to be closed

2019-2020

**GENERAL CAPITAL PROJECTS
FIVE YEAR CAPITAL PLAN**

ZOOLOGICAL PARK

PROJ #	PROJECT IDENTIFICATION	BUDGET C/O	FISCAL YEAR					TOTAL 5 YEAR	BEYOND 2024	TOTAL COST
			19-20	20-21	21-22	22-23	23-24			
431401	AV System	10,745						0		10,745
431501	Zoo Improvements	435,124	400,000	200,000				600,000		1,035,124
431801	Tiger Building Replacement	650,000						0		650,000
431803	Zoo Master Plan/Feasibility Study	171,479						0		171,479
Total Zoological Park			1,267,348	400,000	200,000	0	0	0	600,000	1,867,348
Total General Capital Projects			29,293,540	8,785,000	6,045,000	2,265,000	965,000	965,000	19,035,000	64,828,540

- * Project Number to be Assigned
- ⊙ New or Revised Projects
- ▒ Projects to be closed

2019-2020

**GENERAL CAPITAL PROJECTS
FIVE YEAR CAPITAL PLAN**

COMMUNITY DEVELOPMENT BLOCK GRANT

PROJ #	PROJECT IDENTIFICATION	BUDGET C/O	FISCAL YEAR					TOTAL 5 YEAR	BEYOND 2024	TOTAL COST
			19-20	20-21	21-22	22-23	23-24			

TOTAL COBG

0 0 0 0 0 0 0 0 0 0

- * Project Number to be Assigned
- ⊕ New or Revised Projects
- ▨ Projects to be closed

2019-2020
ENTERPRISE CAPITAL PROJECTS
FIVE YEAR CAPITAL PLAN

ELECTRIC

PROJ #	PROJECT IDENTIFICATION	BUDGET C/O	FISCAL YEAR					TOTAL 5 YEAR	BEYOND 2024	TOTAL COST
			19-20	20-21	21-22	22-23	23-24			
729202	Circuit Reconductoring	880,335		250,000	250,000	250,000	250,000	1,000,000		1,880,335
720003	Replace Distribution Breakers	30,333						0		30,333
720601	138 KV Pole Change Out	0		300,000	300,000			600,000		600,000
720801	Electric Utility Relocation	346,482	575,000	200,000	200,000	200,000	200,000	1,375,000		1,721,482
720804	Substation Maintenance	286,552	235,000	250,000	250,000	275,000	275,000	1,285,000		1,571,552
720805	Distribution Feeder Maintenance	393,924	85,000	200,000	200,000	200,000	200,000	885,000		1,278,924
720903	138 KV Pilot Wire Replacement	543,146	100,000					100,000		643,146
721302	138 KV Transmission Upgrade	472,525			1,875,000	500,000	500,000	2,875,000	500,000	3,847,525
721401	DG Hunter Units #5-11	829,519						0		829,519
721502	Bayou Cove #1 Comb Inspection	300,000						0		300,000
721503	Bayou Cove #1 Capital Imp	75,000						0		75,000
721602	Pecan Bayou Subdivision Ph 5	73,417						0		73,417
721701	Willow Glen Transformer Rep	201,586						0		201,586
721702	Rep Twin Bridges Autotransformer	4,905,681						0		4,905,681
721703	Rep Bayou Rapides Transformer	29,382						0		29,382
721704	MacArthur Drive Lighting Replacement	884,650		250,000	200,000			450,000		1,334,650
721801	Demolition DG Hunter 1-4	41,470	125,000	125,000	125,000	125,000	125,000	625,000		866,470
721802	Prescott 2400V Conversion	450,000	175,000					175,000		625,000
721901	Downtown-Willow Glen 138 KV Rebuild	2,094,904						0	4,000,000	6,094,904
721902	DG Hunter #5-11 Major Maintenance	350,000	350,000	350,000				700,000		1,050,000
721903	DG Hunter #5-11 Stack Testing	58,502			75,000			75,000		133,502
*	Power Plant GSU Switch Upgrade	0		250,000				250,000		250,000
*	Paint Substation Transformers/Switchg	0		125,000				125,000		125,000
*	Replace Bayou Rapides Switchgear #1	0		875,000	100,000			775,000		775,000
*	Replace Prescott Switchgear #1	0						0	750,000	750,000
*	Replace Prescott Transformer #2	0						0	1,750,000	1,750,000
*	Willow Glen Breaker & Switch Rep	0						0	2,000,000	2,000,000
*	Twin Bridges Breaker & Switch Rep	0						0	2,000,000	2,000,000
Total Electric		13,247,408	1,645,000	2,975,000	3,575,000	1,550,000	1,550,000	11,295,000	11,000,000	25,542,408

- * Project Number to be Assigned
- ⊗ New or Revised Projects
- ▨ Projects to be closed

2019-2020

**ENTERPRISE CAPITAL PROJECTS
FIVE YEAR CAPITAL PLAN**

WATER

PROJ #	PROJECT IDENTIFICATION	BUDGET C/O	FISCAL YEAR					TOTAL 5 YEAR	BEYOND 2024	TOTAL COST	
			19-20	20-21	21-22	22-23	23-24				
75004	Waterline Replacement & Rehab	615,327	750,000	750,000	750,000	750,000		3,000,000		3,615,327	
751001	Water Well Reclamation	968,105	705,000	750,000	1,000,000	750,000		3,205,000		4,173,105	
751201	Martin Park Water Main Rep	63,205	475,000					475,000		538,205	
751202	Replace Water Wells	1,453,052	250,000		750,000	750,000	750,000	2,500,000		3,953,052	
751302	McNitt Field Water Feeder Line	59,714	450,000	450,000	450,000			1,350,000		1,409,714	
751401	Adams Station 2400V to 480V	(13,800)						0		(13,800)	
751403	City Park Tank Replacement	475						0		475	
751602	Fire Hydrant Thread Standardization	82,510						0		82,510	
751701	Rosalino Tank Repair & Paint	94,160						0		94,160	
751702	TRC Rechlorination Station	239,000						0		239,000	
751703	Annadale Road Improvements	11,787						0		11,787	
751704	Water Main Rep-Legacy System	96,888		500,000	500,000	650,000	650,000	2,300,000		2,396,888	
751901	Water Well Meter Replacement	410,000						0		410,000	
752001	Martha Lane/Paris St Water	0	850,000					850,000		850,000	
*	Adams Station Equipment Storage	0		196,800				196,800		196,800	
*	Kisatchie By Pass Phase I	0				2,429,000		2,429,000		2,429,000	
*	Adams Tank Repair & Paint	0					1,177,000	1,177,000		1,177,000	
*	12" Main Bennett to Tulane	0						0	389,000	389,000	
*	Industrial Park Tank Repair & Paint	0						0	900,000	900,000	
*	Hamilton Street Tank Painting	0						0	160,000	160,000	
*	24" Main Annadale Road	0						0	790,000	790,000	
*	12" Main England Dr to Highway 1	0						0	869,000	869,000	
*	Sterix Road Materials Storage Cover	0						0	175,000	175,000	
*	Highway 1 South Wellfield Ph 1	0						0	1,195,000	1,195,000	
*	Highway 1 South Wellfield Ph 2	0						0	3,526,000	3,526,000	
*	Adams Pump Station Line Renovation	0						0	1,935,000	1,935,000	
Total Water			4,080,423	3,480,000	2,646,800	3,450,000	5,329,000	2,577,000	17,482,800	9,939,000	21,502,323

- * Project Number to be Assigned
- ⊗ New or Revised Projects
- ▨ Projects to be closed

2019-2020

ENTERPRISE CAPITAL PROJECTS
FIVE YEAR CAPITAL PLAN

GAS

PROJ #	PROJECT IDENTIFICATION	BUDGET C/O	FISCAL YEAR					TOTAL 5 YEAR	BEYOND 2024	TOTAL COST
			19-20	20-21	21-22	22-23	23-24			
780901	Martin Park Gas Main Rep	32,547	65,000					65,000		97,547
781401	Gas SCADA Upgrade	87,184		102,000				102,000		189,184
781503	Gas Main Extension 8" Port	29,450						0	130,000	158,450
781704	Cloverleaf Gas Extension	40,000	78,000					78,000		118,000
781801	Lower 3rd/W Sandy Bayou Gas	273,906	360,000	360,000	360,000			1,080,000		1,353,906
781901	Wells Boulevard Gas Rep	273,911	494,000					494,000		767,911
781902	Enterprise/Acadian Interconnect	443,364						0		443,364
*	Alexandria West Side Gas Feed	0			650,000	1,300,000	2,600,000	4,550,000	1,950,000	6,500,000
*	Zone 15 Gas Replacement	0						0	300,000	300,000
*	Bayou Rapides Rd Gas Extension	0						0	250,000	250,000
*	Regulation/Meter Station Relurb	0						0	250,000	250,000
*	Jefferson Heights Gas Relocation	0						0	300,000	300,000
*	Lee Street Ext/Kees Ave Gas	0						0	300,000	300,000
Total Gas		1,180,362	997,000	462,000	1,010,000	1,300,000	2,600,000	6,369,000	3,480,000	11,029,362

- * Project Number to be Assigned
- ⊗ New or Revised Projects
- ▨ Projects to be closed

2019-2020

**ENTERPRISE CAPITAL PROJECTS
FIVE YEAR CAPITAL PLAN**

WASTEWATER

PROJ #	PROJECT IDENTIFICATION	BUDGET C/O	FISCAL YEAR					TOTAL 5 YEAR	BEYOND 2024	TOTAL COST
			19-20	20-21	21-22	22-23	23-24			
B18901	Sewer Line Rehab & Replacement	1,053,566	725,000	750,000	750,000	1,000,000		3,225,000		4,278,566
B10904	Collection/Treatment Planting	912,277						0		912,277
B11501	Lift Station Upgrades	635,000		220,000	220,000	250,000		690,000		1,325,000
B11601	Lift Station Stand by Power	1,315						0		1,315
B11603	Santown Lift Station & Force Main	58,824						0		58,824
B11701	Wastewater Main Rep - Legacy System	125,739		650,000	650,000	650,000	650,000	2,600,000		2,725,739
B11801	Vehicle Storage Building	275,000						0		275,000
B12001	Dechlorination Facility Improvements	0	215,000					215,000		215,000
*	Aerator Mooring @ Plant	0						0	875,000	875,000
*	Windmere Lift Station Gravity Sewer	0						0	1,592,000	1,592,000
*	Engine Replacement-Jones St Lift Stati	0						0	2,400,000	2,400,000
*	Martin Park Flood Control Stand By	0						0	156,000	156,000
*	Treatment Plant Roadway Lighting	0						0	375,000	375,000
*	Highway 26 W Sewer Improvements	0						0	1,570,000	1,570,000
*	Main Lift Stations Renovation	0						0	4,148,000	4,148,000
*	W Sandy Bayou Flood Control Stand B	0						0	546,000	546,000
*	Downtown Sewer Line Rehab	0						0	6,000,000	6,000,000
*	West Alexandria Treatment Plant	0						0	57,910,000	57,910,000
*	Perimeter Fence Treatment Plant	0						0	358,000	358,000
*	Treatment Plant Drainage	0						0	465,000	465,000
*	Calvert Street Lift Station	0						0	6,600,000	6,600,000
Total Wastewater		3,051,721	940,000	1,620,000	1,620,000	1,900,000	650,000	6,730,000	82,993,000	92,784,721

- * Project Number to be Assigned
- @ New or Revised Projects
- Projects to be closed

2019-2020

ENTERPRISE CAPITAL PROJECTS
FIVE YEAR CAPITAL PLAN

OTHER

PROJ #	PROJECT IDENTIFICATION	BUDGET C/O	FISCAL YEAR					TOTAL 5 YEAR	BEYOND 2024	TOTAL COST
			19-20	20-21	21-22	22-23	23-24			
860701	Telephone Network Upgrade	161,068	180,000					180,000		341,068
860702	GIS System/GPS Equipment	304,899						0		304,899
861801	City Hall Datacenter Battery Backup	50,110						0		50,110
861802	Council Chambers Broadcast Upgrade	20,290						0		20,290
*	Utility Division Central Office	0						0	625,000	625,000
Total Other		536,367	180,000	0	0	0	0	180,000	625,000	1,341,367
TOTAL UTILITY CAPITAL		22,106,281	7,242,000	7,703,800	9,655,000	10,079,000	7,377,000	42,056,800	108,037,000	172,200,081

- * Project Number to be Assigned
- ⊕ New or Revised Projects
- ▨ Projects to be closed

**ENTERPRISE CAPITAL PROJECTS
FIVE YEAR CAPITAL PLAN**

MUNICIPAL TRANSIT

PROJ #	PROJECT IDENTIFICATION	BUDGET C/O	FISCAL YEAR					TOTAL 5 YEAR	BEYOND 2024	TOTAL COST
			19-20	20-21	21-22	22-23	23-24			
709706	Surveillance Equipment	20,071						0		20,071
709708	ADA Vans	40,190		250,000	250,000			500,000		540,190
709710	Replace Support Vehicles	35,000						0		35,000
709711	Misc Shop Equipment	6,866			10,000			10,000		16,866
709712	Buses	1,155,826	1,000,000	1,000,000				2,000,000		3,155,826
709721	Copier	145						0		145
709722	Terminal Improvements	(3,327)						0		(3,327)
709723	Radio Upgrades	82,062						0		82,062
TOTAL TRANSIT		1,338,833	1,000,000	1,250,000	260,000	0	0	2,510,000	0	3,846,833

- * Project Number to be Assigned
- @ New or Revised Projects
- Projects to be closed