



GOVERNMENT FINANCE OFFICERS ASSOCIATION

*Distinguished  
Budget Presentation  
Award*

PRESENTED TO

**City of Alexandria  
Louisiana**

For the Fiscal Year Beginning

**May 1, 2017.**

*Christopher P. Morrill*

Executive Director

\*\*\*\*\*This Page Intentionally Left Blank\*\*\*\*\*

***CITY OF ALEXANDRIA  
ELECTED OFFICIALS  
2018 - 2019***

**EXECUTIVE**

Jacques M. Roy

Mayor

**LEGISLATIVE**

Edward Larvadain, III

Roosevelt Johnson

Jules Green

Harry Silver

Chuck Fowler

Jim Villard

Joseph Fuller

District One

District Two

District Three

District Four

District Five

At-Large

At-Large

**JUDICIAL**

Richard Starling, Jr.

Jerome Hopewell

City Judge

City Marshal

***CITY OF ALEXANDRIA  
EXECUTIVE OFFICERS  
2018 - 2019***

David Gill	Chief of Staff
Robert Weeks	Director of Community Services
Neal Bates	Police Chief
Larry King	Fire Chief
Michael Marcotte	Director of Utilities
Lisa Harris	Director of Human Resources
Charles Johnson	City Attorney
David Crutchfield	Director of Finance
Delores Brewer	Director of Planning
David Gill	Director of Public Works

**2018-2019/2022-2023 CAPITAL IMPROVEMENTS BUDGET**

**TABLE OF CONTENTS**

	<u>PAGE</u>
Table of Contents .....	5
Glossary .....	15
 <b><u>A. BUDGET SUMMARIES</u></b>	
Combined Summary/Sources of Funding .....	17
 <b><u>B. GENERAL CAPITAL PROJECTS</u></b>	
Summary of General Capital Projects .....	19
 <b><u>C. PUBLIC ENTERPRISE</u></b>	
Source of Funding .....	22
Reserve for Relocation Projects .....	24
City Hall Renovation .....	25
Info Technology Upgrades .....	26
AUMP Lower Third .....	27
Building Improvements .....	28
Roof Replacement .....	29
Red River Imp Venture .....	30
Port of Alexandria Rail Spur Imp .....	31
Port of Alex/Ruston Foundry .....	32
Riverfront Center Improvements .....	33
Energy Renovations .....	34
Cenla Community College .....	35
Riverfront Improvements .....	36
Two Way Communcations Upgrade .....	37
Convention Hall Improvements .....	38
Boiler Replacement City Hall .....	39
Business Incubator Chiller Repl .....	40
Amphitheatre Improvements .....	41
Security Improvements .....	42
Naval Reserve Building Demolition .....	43
Public Safety Datacenter Renovation .....	44
Riverfront Center Waterproofing .....	45
Riverfront Center Roof Replacement .....	46

**2018-2019/2022-2023 CAPITAL IMPROVEMENTS BUDGET**

**TABLE OF CONTENTS**

	<u>PAGE</u>
<b><u>D. DRAINAGE</u></b>	
Source of Funding .....	48
Acquisition-ROW/Servitudes .....	50
Residential Ditch Closure .....	51
Pump Station Repairs .....	52
Chatlain Lake-Willow Glen Hudson .....	53
Red River Levee Certification .....	54
Masonic Drive RCB Extension .....	55
Tangent Rail RCB .....	56
Martin Park/Airview Terrace St & Dmg .....	57
Citywide Drainage Improvements .....	58
Culpepper Drainage .....	59
Woodale Outfall/ Railrd Ave Ph 4 .....	60
Diversion Canal Reverse Flow System .....	61
Rapides Avenue RCB Repair .....	62
Choctaw Drive Drainage .....	63
Mall Ditch Improvements .....	64
Hwy 28 West Drainage Canal .....	65
Martin Park Pump Additions .....	66
<b><u>E. STREETS</u></b>	
Source of Funding .....	68
Street, Drainage, Sidewalk Repairs .....	70
Sugarhouse Road - Phase 1 .....	71
Jackson St at Horseshoe Drive .....	72
Street Repairs .....	73
Aerial Photography .....	74
North Mall-North to Sterkx .....	75
Land Acquisitions .....	76
Traffic Signals Renovations .....	77
Masonic Corridor Ph 2 .....	78
Directional Signage & Striping .....	79
MPO Versailles Lighting .....	80
Hudson Bridge Chatlain Canal .....	81
MPO Panel Replacement .....	82
Industrial Park Road Reconstruction .....	83
Cloverleaf Boulevard Extension .....	84
City Park Bridge Repairs .....	85
Horseshoe Drive Improvements .....	86

**2018-2019/2022-2023 CAPITAL IMPROVEMENTS BUDGET**

**TABLE OF CONTENTS**

	<u>PAGE</u>
<b><u>E. STREETS CONTINUED</u></b>	
N. 16th Street Bridge Replacement .....	87
Pitts St/Broadway to Applewhite .....	88
MacArthur @ Jackson .....	89
<b><u>F. PUBLIC SAFETY - POLICE</u></b>	
Source of Funding .....	92
Pistol Range Improvements .....	94
Pistol Range Classroom .....	95
Parking Canopies .....	96
Public Safety Security System .....	97
Body/Vehicle Camera System .....	98
<b><u>G. PUBLIC SAFETY - FIRE</u></b>	
Source of Funding .....	100
Fire Station Relocation .....	102
Pumper Truck .....	103
<b><u>H. PARKS &amp; RECREATION</u></b>	
Source of Funding .....	106
Recreational Park Improvements .....	108
Johnny Downs Park Improvements .....	109
Civil Rights Monument .....	110
Links on the Bayou Improvements .....	111
Bringhurst Park Renovation .....	112
Tennis Court Additions .....	113
<b><u>I. ZOOLOGICAL PARK</u></b>	
Source of Funding .....	116
AV System .....	118
Zoo Improvements .....	119
Tiger Building Replacement .....	120
Refurbish Wooden Walks & Decks .....	121
Zoo Master Plan/Feasibility Study .....	122
<b><u>J. COMMUNITY DEVELOPMENT</u></b>	
Source of Funding .....	124

**2018-2019/2022-2023 CAPITAL IMPROVEMENTS BUDGET**

**TABLE OF CONTENTS**

	<u>PAGE</u>
<b><u>K. ENTERPRISE CAPITAL PROJECTS</u></b>	
Summary of Enterprise Capital Projects .....	127
<b><u>L. ELECTRIC</u></b>	
Source of Funding .....	130
Circuit Reconductoring .....	132
Replace Distribution Breakers .....	133
138 KV Pole Change Out .....	134
Electric Utility Relocation .....	135
Substation Maintenance .....	136
Distribution Feeder Maintenance .....	137
138 KV Pilot Wire Replacement .....	138
138 KV Transmission Upgrade .....	139
DG Hunter Units #5-11 .....	140
Bayou Cove #1 Comb Inspection .....	141
Bayou Cove #1 Capital Imp .....	142
Pecan Bayou Subdivision Ph 5 .....	143
Willow Glen Transformer Rep .....	144
Rep Twin Bridges Autotransformer .....	145
Rep Bayou Rapides Transformer .....	146
MacArthur Drive Lighting Replacement .....	147
Demolition DG Hunter 1-4 .....	148
Prescott 2400V Conversion .....	149
Downtown-Willow Glen 138 KV Rebuild .....	150
DG Hunter #5-11 Major Maintenance .....	151
DG Hunter #5-11 Stack Testing .....	152
Prescott Breaker & Switch Replacement .....	153
Willow Glen Breaker & Switch Rep .....	154
Twin Bridges Breaker & Switch Rep .....	155
Replace Bayou Rapides Switchgear #1 .....	156
Replace Prescott Transformer #2 .....	157
DG Hunter Unit #12 .....	158

**2018-2019/2022-2023 CAPITAL IMPROVEMENTS BUDGET**

**TABLE OF CONTENTS**

	<u>PAGE</u>
<b><u>M. WATER</u></b>	
Source of Funding .....	160
Waterline Replacement & Rehab .....	162
Water Well Reclamation .....	163
Martin Park Water Main Rep .....	164
Replace Water Wells .....	165
McNutt Field Water Feeder Line .....	166
Adams Station 2400V to 480V .....	167
City Park Tank Replacement .....	168
Fire Hydrant Thread Standardization .....	169
Rosalino Tank Repair & Paint .....	170
TRC Rechlorination Station .....	171
Annadale Road Improvements .....	172
Water Main Rep-Legacy System .....	173
Water Well Meter Replacement .....	174
Kisatchie By Pass Phase I .....	175
Adams Tank Repair & Paint .....	176
Sterkx Road Materials Storage Cover .....	177
Highway 1 South Wellfield Ph 1 .....	178
Highway 1 South Wellfield Ph 2 .....	179
Adams Pump Station Line Renovation .....	180
<b><u>N. GAS</u></b>	
Source of Funding .....	182
Martin Park Gas Main Rep .....	184
Gas SCADA Upgrade .....	185
Gas Main Extension 8" Port .....	186
Cloverleaf Gas Extension .....	187
Lower 3rd/W Sandy Bayou Gas .....	188
Wells Boulevard Gas Rep .....	189
Enterprise/Acadian Interconnect .....	190
Zone 15 Gas Replacement .....	191
Bayou Rapides Rd Gas Extension .....	192
Regulator/Meter Station Refurb .....	193
Jefferson Heights Gas Relocation .....	194
Alexandria West Side Gas Feed .....	195
Lee Street Ext/Kees Ave Gas .....	196

**2018-2019/2022-2023 CAPITAL IMPROVEMENTS BUDGET**

**TABLE OF CONTENTS**

	<u>PAGE</u>
 <b><u>O. WASTEWATER</u></b>	
Source of Funding .....	198
Sewer Line Rehab & Replacement .....	200
Collection/Treatment Painting .....	201
Lift Station Upgrades .....	202
Lift Station Stand by Power .....	203
Samtown Lift Station & Force Main .....	204
Wastewater Main Rep - Legacy System .....	205
Vehicle Storage Building .....	206
Windemere Lift Station Gravity Sewer .....	207
Engine Replacement-Jones St Lift Station .....	208
Martin Park Flood Control Stand By .....	209
Treatment Plant Roadway Lighting .....	210
Highway 28 W Sewer Improvements .....	211
Main Lift Stations Renovation .....	212
W Sandy Bayou Flood Control Stand By .....	213
Downtown Sewer Line Rehab .....	214
West Alexandria Treatment Plant .....	215
Perimeter Fence Treatment Plant .....	216
Treatment Plant Drainage .....	217
Calvert Street Lift Station .....	218
 <b><u>P. OTHER</u></b>	
Source of Funding .....	220
Telephone Network Upgrade .....	222
GIS System/GPS Equipment .....	223
City Hall Datacenter Battery Backup .....	224
Council Chambers Broadcast Upgrade .....	225

2018-2019/2022-2023 CAPITAL IMPROVEMENTS BUDGET

TABLE OF CONTENTS

	<u>PAGE</u>
<b><u>Q. MUNICIPAL TRANSIT</u></b>	
Source of Funding .....	228
Surveillance Equipment .....	230
ADA Vans .....	231
Replace Support Vehicles .....	232
Misc Shop Equipment .....	233
Buses .....	234
Copier .....	235
Terminal Improvements .....	236
Radio Upgrades .....	237
<b><u>R. FIVE YEAR PLAN</u></b>	



April 30, 2018

Honorable Mayor and  
Members of the Alexandria City Council

I am pleased to present the City of Alexandria's Annual Capital Budget and Five Year Plan for the fiscal years 2018/2019 through 2022/2023. Each capital project includes source(s) of funding; prior, current and future expenditures; and scheduling and expenditure breakdowns. The plan, as presented, balances each year's estimated revenue sources with a current or future project's estimated funding requirements.

The City's Home Rule Charter requires the Mayor to submit to the Alexandria City Council a Capital Improvements Program covering a minimum of 5 years. The plan is required to be submitted at the same time as the annual operating budget for the upcoming fiscal year. An appropriation approved by the Council continues in force until the purpose for which it was created is fulfilled or abandoned. The Charter states that any appropriation shall be deemed abandoned if 3 years pass without any disbursement from or encumbrance of the appropriation.

A Five Year Capital Improvements Program requires long term planning. It also requires a constant monitoring of current trends in order to make necessary adjustments to current and future projects proposed in the plan. Technological changes, community needs and priorities along with changes in revenue sources are often the reason for adjustments or reassessments of the plan. The Administration and the City Council have been diligent in establishing priorities that will meet the changing needs of the City. This budget document has been designed and prepared to aid in the planning process, to provide the citizens with a better understanding of the scope and need for various projects, and to provide direction for the City of Alexandria.

Jacques M. Roy  
Mayor



David Crutchfield  
Director of Finance  
Post Office Box 71  
Alexandria, LA 71309-0071  
Tel (318) 449-5027 · Fax (318) 449-5231  
email: david.crutchfield@cityofalex.com

## General Capital Projects

The following is a breakdown of the General Capital Projects by Category:

<b>Category</b>	<b>No. of Projects</b>	<b>Total</b>
Public Enterprise	12	1,810,600
Streets	7	6,115,000
Parks/Recreation	3	1,600,000
Zoological Parks	<u>3</u>	<u>350,000</u>
Total	<u>25</u>	<u>9,875,600</u>

The General Capital Projects are funded by Sales Tax Revenues, Property Tax Revenues, State and Federal Funds and Other Revenues. A five year 11.25 millage property tax dedicated to general capital projects has been approved by the voters in 1988, 1998, 2003, and 2008. This property tax renewed in 2018 for ten years. One-half of the 1976 Sales Tax is dedicated to payment of principal and interest on the sales tax bonds and capital improvements.

Projects involving economic development, construction of new facilities, renovation of existing public facilities and feasibility or master plan studies are budgeted under the Public Enterprise category. The City currently has budgeted 23 projects in this category. The 2018/2019 Budget will adjust funding for 12 of these projects.

The Street, Drainage, and Sidewalk Repair Project received substantial funding for 2018/2019, accounting for nearly ½ of the total in general capital projects and will make improvements throughout the City. Work also continues on the Hudson Road Bridge Replacement, Masonic Corridor Phase 2, North 16<sup>th</sup> Street Bridge Replacement, Recreational Park Improvements, and the Tiger Building Replacement at the Zoo.

Other major projects under construction include AUMP Third Street, adding attractive streetscapes to this busy corridor, along with the Waterproofing and Roofing of the Riverfront Center. Fire Station Relocation continues in which the City has constructed 2 new fire stations replacing existing stations, while remodeling 2 of the remaining stations.

The Reserve for Relocation Project, operates as “holding” account for the other projects. Expenditures from these accounts require Council action. The Reserve for Relocation Projects is used to “hold” Utility Funds transferred to the General Capital Projects fund for use with street or drainage projects. The reconstruction of streets or drainage systems often requires the movement or relocation of utility systems. A minimum appropriation of \$100,000 per year is typically made by the Utility Funds to the General Capital Projects Fund.

Budget Amendments will be used to transfer the Utility Fund into special account numbers within a related project. If Utility Funds remain in a completed project, these funds are transferred back to the Reserve for Relocation Projects “holding” account.

**Enterprise Capital Projects**


The following is a breakdown of the Enterprise Capital Projects by Category:

<b>Category</b>	<b>No. of Projects</b>	<b>Total</b>
Electric	10	5,060,000
Water	5	3,010,000
Gas	2	1,050,000
Wastewater	2	1,470,000
Municipal Transit	<u>2</u>	<u>55,000</u>
Total	<u>21</u>	<u>\$10,645,000</u>

The Enterprise Capital Projects are funded by revenues generated by the City's Utilities System, Utility Revenue Bonds, revolving loans from the State Department of Health and Hospitals, and matching FTA grants.

At present, the City is engaging consultants to assess the needs of its Utilities System infrastructure. This will assure the ability of the 4 components; electricity, gas, water and wastewater, to provide reliable service to the customer at the existing level of service as well as provide for any anticipated growth in all areas. This assessment will materially impact future capital budgets in the Enterprise Capital Projects. To this end, the City has begun replacing electrical transmission transformers at the Willow Glen and Twin Bridges Substations. Other major projects include the rebuild of the 138 KV line from the Downtown Substation to the Willow Glen Substation; Water Well Replacement, and the Enterprise/Acadian Gas Interconnect.

Sincerely,



David Crutchfield, CPA  
Director of Finance  
City of Alexandria

**CITY OF ALEXANDRIA  
FIVE YEAR CAPITAL IMPROVEMENT PROGRAM  
GLOSSARY OF TERMS**

**REVENUE TERMS:**

**Community Development Block Grant (CDBG)** - Revenue received from the Community Development Block Grant source via the City's Community Development department.

**Federal Grants** - Revenue received from the U.S. Government, or as a Federal pass-through grant from the State of Louisiana.

**Property Taxes** - Revenue from the 11.25 milage 1993 Streets and Drainage Tax.

**Sales Tax (STX)** - Revenue from the City's Capital Outlay Fund supported by the ½ cent sales tax.

**Sales Tax Bonds (STXB)** - Revenue from sales tax bonds.

**Special Assessments (ASMT)** - Revenue received from the legal process of assessing benefitted property owners or physical improvements such as sewer lines or street improvements.

**State Grants** - Funds received from the State of Louisiana, excluding pass-through grants.

**Utility Revenue Bonds (RB)** - Revenue from the sales of Utility Bonds.

**Expenditure Terms:**

**Construction** - Contracted cost associated with the actual implementation or construction of an improvement. This should include material costs associated with projects utilizing city crews for implementation.

**Demolition Cost** - Contract cost associated with demolition or site preparation.

**Engineering/Architectural Design** - Any cost related to the design phase of the project either by the city or private firm.

**Inspection Fees** - Cost of providing for project inspection usually performed either by the city or private firm.

**Land Acquisition** - Any cost associated with the acquisition of property of implement the project.

**Landscaping** - Costs associated with miscellaneous grading and landscaping activities incidental to the construction activity. Landscaping for parks should be shown in the construction classification.

**Major Equipment** - Costs associated with movable or immovable equipment, generally costing over \$5,0000 and having a useful life of five years.

**CITY OF ALEXANDRIA  
FIVE YEAR CAPITAL IMPROVEMENT PROGRAM  
GLOSSARY OF TERMS**

continued

**Miscellaneous Definitions:**

**Activity** - A service performed by a department or division.

**Appropriations** - Authorization granted by the City Council to make expenditures for a given period and the proposed means of financing them.

**Assessments** - An amount levied on personal property on a cost sharing basis for improvements made by the city for the benefit of a small group of property owners (e.g. Special Assessments for the reconstruction of a sewer line in lightly populated area).

**Budget Carryover** - The total of the current budget, April 30, minus prior year(s) expenditures.

**Capital Budget** - The City's five year financial plan that contains both the estimated revenues to be received and the proposed Capital expenditures to be incurred to achieve a stated objective.

**Department** - A section of a Division.

**Division** - A functional unit of the City containing one or more departments or activities.

**Fund** - A fiscal and accounting entity with a self-balancing set of accounts recording cash and other financial resources, together with all related liabilities and residual equities or balances, and changes therein, which are segregated for the purpose of carrying on a specific activities or attaining certain objectives in accordance with special regulation, restrictions, or limitations.

**Fund Balance** - Resources remaining from prior years which are available to be budgeted in the current year.

**Fund Source** - The source of Revenue used to pay for a particular project.

**Ordinance** - A formal legislative enactment by the governing body of a municipality.

**Project** - A large or major undertaking designed to achieve an objective.

**Project Category** - The functional improvement category under which a project is assigned. (e.g., Public Enterprise, Economic Development, Streets, etc.).

**Urban Systems** - Federal funded street projects that match local funds for the reconstruction of major streets.

## A. BUDGET SUMMARIES

2018-2019

**COMBINED CAPITAL PROJECTS  
SOURCES OF FUNDING SUMMARY**

DESCRIPTION	FISCAL YEAR					TOTAL FIVE YEAR
	18-19	19-20	20-21	21-22	22-23	
<b>GENERAL CAPITAL PROJECTS</b>						
<b>REVENUES:</b>						
Sales Taxes	4,712,325	4,523,725	4,506,225	4,502,075	4,492,100	22,736,450
Property Taxes	4,966,000	4,966,000	4,966,000	4,966,000	4,966,000	24,830,000
Investment Income	0	0	0	0	0	0
Transfer from Prior Projects	0	0	0	0	0	0
Interfund Tfr - Utility Fund	100,000	100,000	100,000	100,000	100,000	500,000
Intergovernmental	0	0	0	0	0	0
Private Contributions	0	0	0	0	0	0
Other	0	0	0	0	0	0
Fund Balance	1,050,000	241,725	825,450	3,941,675	10,333,750	16,392,600
<b>TOTAL AVAILABLE FUNDS</b>	<b>10,828,325</b>	<b>9,831,450</b>	<b>10,397,675</b>	<b>13,509,750</b>	<b>19,891,850</b>	<b>64,459,050</b>
<b>EXPENDITURES:</b>						
Transfers-General Fund	411,000	411,000	411,000	411,000	411,000	2,055,000
Transfers-Utilities Capital Projects	0	0	0	0	0	0
General Capital Projects	10,175,600	8,595,000	6,045,000	2,765,000	965,000	28,545,600
CDBG Capital Projects	0	0	0	0	0	0
<b>TOTAL EXPENDITURES</b>	<b>10,586,600</b>	<b>9,006,000</b>	<b>6,456,000</b>	<b>3,176,000</b>	<b>1,376,000</b>	<b>30,600,600</b>
<b>BALANCE AVAILABLE FOR APP</b>	<b>241,725</b>	<b>825,450</b>	<b>3,941,675</b>	<b>10,333,750</b>	<b>18,515,850</b>	<b>33,858,450</b>
<b>ENTERPRISE CAPITAL PROJECTS</b>						
<b>REVENUES:</b>						
Sales Taxes	11,000	159,000	44,500	187,500	0	402,000
Utility Fund	10,975,000	13,155,000	9,630,000	6,410,000	6,185,000	46,355,000
Transfer From Prior Projects	0	0	0	0	0	0
Investment Income	0	0	0	0	0	0
Intergovernmental	44,000	886,000	240,500	1,062,500	0	2,233,000
Transfer from Gen Capital Projects	0	0	0	0	0	0
Other	0	0	0	0	0	0
Retained Earnings	600,000	0	0	0	0	600,000
<b>TOTAL AVAILABLE FUNDS</b>	<b>11,630,000</b>	<b>14,200,000</b>	<b>9,915,000</b>	<b>7,660,000</b>	<b>6,185,000</b>	<b>49,590,000</b>
<b>EXPENDITURES:</b>						
Utility Capital Projects	11,575,000	13,155,000	9,630,000	6,410,000	6,185,000	46,955,000
Municipal Transit Projects	55,000	1,045,000	285,000	1,250,000	0	2,635,000
<b>TOTAL EXPENDITURES</b>	<b>11,630,000</b>	<b>14,200,000</b>	<b>9,915,000</b>	<b>7,660,000</b>	<b>6,185,000</b>	<b>49,590,000</b>
<b>BALANCE AVAILABLE FOR APP</b>	<b>0</b>	<b>0</b>	<b>0</b>	<b>0</b>	<b>0</b>	<b>0</b>

CITY OF ALEXANDRIA

2018-2019

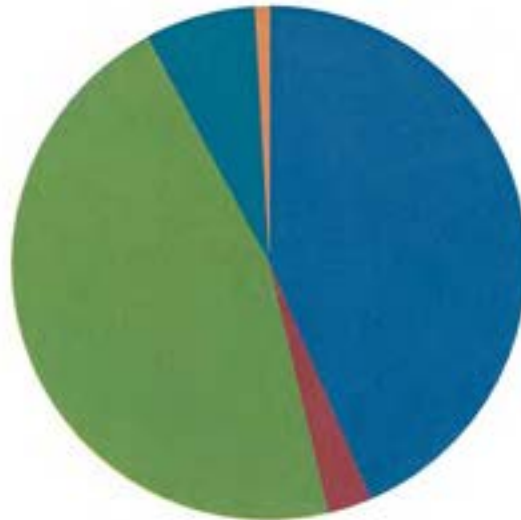
**COMBINED CAPITAL PROJECTS  
SOURCES OF FUNDING SUMMARY**

PROJECT IDENTIFICATION	SALES TAXES	AD VAL TAX- 14	AD VAL TAX- 18	FEDERAL FUNDS	OTHER FUNDS	UTILITY FUND	OTHER	TOTALS
<b>SUMMARY</b>								
<b>SOURCES OF FUNDING</b>								
Current Year Transfers	7,508,000	418,000	4,548,000			10,975,000		23,449,000
(Less Debt Service)	(2,784,675)							(2,784,675)
Interest Income	0					0		0
Transfers From Prior Projects	250,000	50,000	0			600,000		900,000
Interfund Transfer Utility Fund						100,000		100,000
Interfund Transfer General Fund								0
Intergovernmental				44,000	0			44,000
Private Contributions								0
Debt Proceeds								0
Other							0	0
Fund Balance	250,000	0	500,000	0	0	0	0	750,000
<b>TOTAL</b>	<b>5,223,325</b>	<b>468,000</b>	<b>5,048,000</b>	<b>44,000</b>	<b>0</b>	<b>11,675,000</b>	<b>0</b>	<b>22,458,325</b>
<b>EXPENDITURES</b>								
Transfer to General Fund	411,000	0	0	0	0	0	0	411,000
General Capital Projects	4,559,600	468,000	5,048,000	0	0	100,000	0	10,175,600
CDBG	0	0	0	0	0	0	0	0
Enterprise CIP - Utility Fund	0	0	0	0	0	11,575,000	0	11,575,000
Enterprise CIP - Transit System	11,000	0	0	44,000	0	0	0	55,000
Enterprise CIP - Sanitation Fund	0	0	0	0	0	0	0	0
<b>TOTAL</b>	<b>4,981,600</b>	<b>468,000</b>	<b>5,048,000</b>	<b>44,000</b>	<b>0</b>	<b>11,675,000</b>	<b>0</b>	<b>22,216,600</b>
<b>UNAPPRPTD BALANCE</b>	<b>241,725</b>	<b>0</b>	<b>0</b>	<b>0</b>	<b>0</b>	<b>0</b>	<b>0</b>	<b>241,725</b>

## B. GENERAL CAPITAL PROJECTS

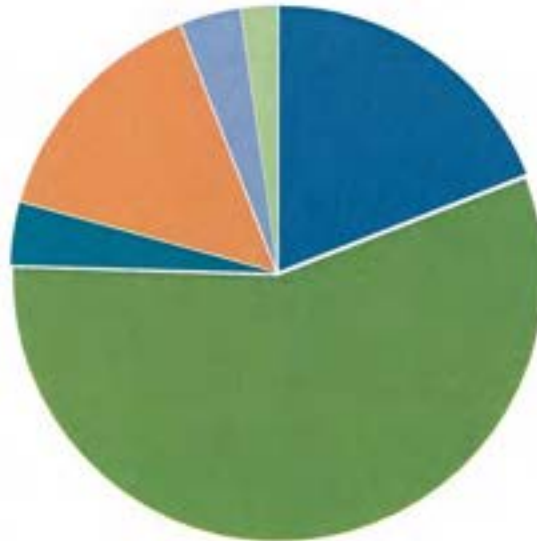
**GENERAL CAPITAL PROJECTS  
REVENUES & EXPENDITURES  
FISCAL YEAR 2018-2019**

**Revenues**



■ Sales Tax ■ Closed Projects ■ Property Tax ■ Intergovernmental ■ Fund Balance ■ Interfund Transfer

**Expenditures**



■ Public Enterprise ■ Drainage ■ Streets ■ Fire ■ Transfer Out  
 ■ Parks ■ Zoo ■ Police ■ Unappropriated

2018-2019

**COMBINED GENERAL CAPITAL PROJECTS  
SOURCES OF FUNDING SUMMARY**

PROJECT IDENTIFICATION	SALES TAXES	AD VAL TAX- 14	AD VAL TAX- 18	FEDERAL FUNDS	OTHER FUNDS	UTILITY FUND	OTHER	TOTALS
<b>SUMMARY</b>								
<b>SOURCES OF FUNDING</b>								
Current Year Transfers	7,497,000	418,000	4,548,000					12,463,000
(Less Debt Service)	(2,784,675)							(2,784,675)
Interest Income	0		0					0
Transfers From Prior Projects	250,000	50,000	0					300,000
Interfund Transfer Utility Fund	0					100,000		100,000
Interfund Transfer General Fund	0					0		0
Intergovernmental				0				0
Private Contributions								0
Debt Proceeds								0
Other			0				0	0
Fund Balance	250,000	0	500,000	0	0	0	0	750,000
<b>TOTAL</b>	<b>5,212,325</b>	<b>468,000</b>	<b>5,048,000</b>	<b>0</b>	<b>0</b>	<b>100,000</b>	<b>0</b>	<b>10,828,325</b>
<b>EXPENDITURES</b>								
Transfer to General Fund	411,000	0	0	0	0	0	0	411,000
General Capital Projects	4,559,600	468,000	5,048,000	0	0	100,000	0	10,175,600
CDBG	0	0	0	0	0	0	0	0
<b>TOTAL</b>	<b>4,970,600</b>	<b>468,000</b>	<b>5,048,000</b>	<b>0</b>	<b>0</b>	<b>100,000</b>	<b>0</b>	<b>10,586,600</b>
<b>UNAPPRPTD BALANCE</b>	<b>241,725</b>	<b>0</b>	<b>0</b>	<b>0</b>	<b>0</b>	<b>0</b>	<b>0</b>	<b>241,725</b>

## C. PUBLIC ENTERPRISE

# 2018-2019/2022-2023 CAPITAL IMPROVEMENTS BUDGET

## TABLE OF CONTENTS

### PUBLIC ENTERPRISE

		<b>PAGE</b>
059401	Reserve for Relocation Projects	20
050301	City Hall Renovation	21
880301	Info Technology Upgrades	22
050710	AUMP Lower Third	23
050801	Building Improvements	24
050802	Roof Replacement	25
051103	Red River Imp Venture	26
051104	Port of Alexandria Rail Spur Imp	27
051201	Port of Alex/Ruston Foundry	28
051302	Riverfront Center Improvements	29
051401	Energy Renovations	30
051403	Cenia Community College	31
051502	Riverfront Improvements	32
051503	Two Way Communications Upgrade	33
051601	Convention Hall Improvements	34
051602	Boiler Replacement City Hall	35
051603	Business Incubator Chiller Repl	36
051604	Amphitheatre Improvements	37
051702	Security Improvements	38
051703	Naval Reserve Building Demolition	39
051704	Public Safety Datacenter Renovation	40
051801	Riverfront Center Waterproofing	41
051802	Riverfront Center Roof Replacement	42

2018-2019

**COMBINED CAPITAL PROJECTS  
SOURCES OF FUNDING SUMMARY**

**PUBLIC ENTERPRISE**

PROJECT IDENTIFICATION	SALES TAXES	AD VAL TAX- 14	AD VAL TAX- 18	FEDERAL FUNDS	OTHER FUNDS	UTILITY FUND	OTHER	TOTALS
Reserve for Relocation Proj						100,000		100,000
City Hall Renovation	1,000,000							1,000,000
Information Technology Upgrades	275,000							275,000
Roof Replacements	50,000							50,000
Port of Alex/Ruston Foundry	100,000							100,000
Energy Renovations	40,000							40,000
Amphitheatre Improvements	25,000							25,000
Security Improvements	30,000							30,000
Naval Reserve Building Demolition	10,000							10,000
Public Safety Datacenter	125,000							125,000
Riverfront Waterproofing/Roofing	305,600							305,600
Riverfront Roof Replacement	(250,000)							(250,000)
<b>Total Public Enterprise</b>	<b>1,710,600</b>	<b>0</b>	<b>0</b>	<b>0</b>	<b>0</b>	<b>100,000</b>	<b>0</b>	<b>1,810,600</b>

2018-2019

**GENERAL CAPITAL PROJECTS  
FIVE YEAR CAPITAL PLAN**

**PUBLIC ENTERPRISE**

PROJ #	PROJECT IDENTIFICATION	BUDGET C/O	FISCAL YEAR					TOTAL 5 YEAR	BEYOND 2023	TOTAL COST
			18-19	19-20	20-21	21-22	22-23			
059401	Reserve for Relocation Projects	500,000	100,000	100,000	100,000	100,000	100,000	500,000		1,000,000
050301	City Hall Renovation	400,000	1,000,000	5,700,000	4,000,000	1,000,000		11,700,000		11,700,000
860301	Info Technology Upgrades	130,708	275,000					275,000		0
050710	AUMP Lower Third	234,464						0		234,464
050801	Building Improvements	408,561		150,000	150,000	150,000		450,000		899,561
050802	Roof Replacement	792,870	50,000	150,000	150,000	150,000		500,000		1,292,870
051103	Red River Imp Venture	3,082,694						-		3,082,694
051104	Port of Alexandria Rail Spur Imp	57,224						0		57,224
051201	Port of Alex/Ruston Foundry	47,298	100,000					100,000		147,298
051302	Riverfront Center Improvements	39,571						0		39,571
051401	Energy Renovations	302,328	40,000					40,000		342,328
051403	Cenia Community College	140,176						0		140,176
051502	Riverfront Improvements	511,140						0		0
051503	Two Way Communications Upgrade	13,657						0		13,657
051601	Convention Hall Improvements	190,420						0		190,420
051602	Boiler Replacement City Hall	60,054						0		60,054
051803	Business Incubator Chiller Repl	193,808						0		193,808
051604	Amphitheatre Improvements	710,843	25,000					25,000		735,843
051702	Security Improvements	57,061	30,000	30,000	30,000			90,000		147,061
051703	Naval Reserve Building Demolition	89,163	10,000					10,000		99,163
051704	Public Safety Datacenter Renovation	250,000	125,000					125,000		375,000
051801	Riverfront Center Waterproofing/Roofr	555,600	305,600					305,600		861,200
051802	Riverfront Center Roof Replacement	250,000	(250,000)					(250,000)		0
<b>Total Public Enterprise</b>		<b>9,018,640</b>	<b>1,810,600</b>	<b>5,130,000</b>	<b>4,430,000</b>	<b>1,400,000</b>	<b>100,000</b>	<b>13,870,600</b>	<b>0</b>	<b>21,572,392</b>

- \* Project Number to be Assigned
- ▣ New or Revised Projects
- ▣ Projects to be closed

**SHEET A 2018-2019/2022-2023 CAPITAL IMPROVEMENTS PROGRAM**

<b>PROJECT TITLE:</b> Reserve for Relocation Projects	<b>PROJECT CATEGORY:</b> Public Enterprise
<b>PROJECT NUMBER:</b> 059401	<b>COUNCIL DISTRICT #</b> N/A
<b>DIVISION:</b> Public Works	<b>DEPARTMENT:</b> Engineering

**PROJECT BUDGET**

**REVENUE BREAKDOWN**

REVENUE SOURCES					UTILITY FUND	TOTAL
PRIOR BDGTS					2,239,964	2,239,964
PRIOR EXP					1,739,964	1,739,964
BUDGET C/O		0	0	0	500,000	500,000
2018-2019					100,000	100,000
2019-2020					100,000	100,000
2020-2021					100,000	100,000
2021-2022					100,000	100,000
2022-2023					100,000	100,000
BEYOND 2023						0
<b>TOTAL COST</b>	0	0	0	0	2,739,964	2,739,964

**EXPENDITURE BREAKDOWN**

EXPENDITURE BREAKDOWN	ENGINEERING	TESTING	LAND ACQUISITION	CONSTRUCTION	OTHER	TOTAL
PRIOR BDGTS				2,239,964		2,239,964
2018-2019				100,000		100,000
2019-2020				100,000		100,000
2020-2021				100,000		100,000
2021-2022				100,000		100,000
2022-2023				100,000		100,000
BEYOND 2023						0
<b>TOTAL COST</b>	0	0	0	2,739,964	0	2,739,964

**PROJECT SPECIFICATIONS**

**PROJECT DESCRIPTION:**

This project is being created in order to facilitate the coordination of appropriations necessary for the relocation of Utilities due to Street and Drainage projects. The Utility Fund will allocate funds to be used for utility relocations associated with Street and Drainage Projects proposed in the 1988 and 1993 Property Taxes. An amendment will be required to transfer the appropriation to the appropriate project.

**PROJECT JUSTIFICATION:**

The establishment of this flow through project allows for better coordination between the Utility Fund and the General Fund on projects associated with the Property Tax projects.

**PROJECT PRIORITY:**

**START DATE:** May, 1993

**EST TIME TO COMPLETE:**

**OPERATING BUDGET EFFECT:**

NONE

N/A

SEE DETAIL

**SHEET A 2018-2019/2022-2023 CAPITAL IMPROVEMENTS PROGRAM**

<b>PROJECT TITLE:</b> City Hall Renovation	<b>PROJECT CATEGORY:</b> Public Enterprise
<b>PROJECT NUMBER:</b> 050301	<b>COUNCIL DISTRICT #</b> N/A
<b>DIVISION:</b> Public Works	<b>DEPARTMENT:</b> Central Facility

**PROJECT BUDGET**

**REVENUE BREAKDOWN**

REVENUE SOURCES				AD VALOREM TAX 2018	SALES TAX	TOTAL
PRIOR BDGTS					467,705	467,705
PRIOR EXP					67,705	67,705
BUDGET C/O		0	0	0	400,000	400,000
2018-2019					1,000,000	1,000,000
2019-2020				4,700,000	1,000,000	5,700,000
2020-2021				4,000,000		4,000,000
2021-2022					1,000,000	1,000,000
2022-2023						0
BEYOND 2023						0
<b>TOTAL COST</b>	0	0	0	8,700,000	3,467,705	12,167,705

**EXPENDITURE BREAKDOWN**

EXPENDITURE BREAKDOWN	ENGINEERING	TESTING	LAND ACQUISITION	CONSTRUCTION	OTHER	TOTAL
PRIOR BDGTS	38,290			427,250	2,165	467,705
2018-2019				1,000,000		1,000,000
2019-2020				5,700,000		5,700,000
2020-2021				4,000,000		4,000,000
2021-2022				1,000,000		1,000,000
2022-2023						0
BEYOND 2023						0
<b>TOTAL COST</b>	38,290	0	0	12,127,250	2,165	12,167,705

**PROJECT SPECIFICATIONS**

**PROJECT DESCRIPTION:**

Tear out and remodel entire building. Interior renovations would include modernization of HVAC, electrical and plumbing infrastructure, and restructuring interior spaces and finishes. The exterior would include new surface, windows, and roofing. Space needs would be evaluated to assure maximum space utilization.

**PROJECT JUSTIFICATION:**

City Hall was built in 1962. The structure is very sound, due to concrete floors and columns. The exterior envelope has numerous leaks. The vertical window shading is difficult to waterproof. The building's mechanical, electrical, and plumbing systems have exceeded their useful lives and are in need of replacement. This renovation will render the building virtually new and capable of addressing the current and future uses required of it.

**PROJECT PRIORITY:**

A

**START DATE:** 2019

**EST TIME TO COMPLETE:** 2 Years

**OPERATING BUDGET EFFECT:**

NONE

X  N/A

SEE DETAIL

**SHEET A 2018-2019/2022-2023 CAPITAL IMPROVEMENTS PROGRAM**

<b>PROJECT TITLE:</b> Information Technology Upgrades	<b>PROJECT CATEGORY:</b> Other
<b>PROJECT NUMBER:</b> 860301	<b>COUNCIL DISTRICT #</b> N/A
<b>DIVISION:</b> Finance	<b>DEPARTMENT:</b> Various

**PROJECT BUDGET**

**REVENUE BREAKDOWN**

REVENUE SOURCES					SALES TAX	TOTAL
PRIOR BDGTS					1,084,000	1,084,000
PRIOR EXP					953,292	953,292
BUDGET C/O					130,708	130,708
2018-2019					275,000	275,000
2019-2020						0
2020-2021						0
2021-2022						0
2022-2023						0
BEYOND 2023						0
<b>TOTAL COST</b>	0	0	0	0	1,359,000	1,359,000

**EXPENDITURE BREAKDOWN**

EXPENDITURE BREAKDOWN	ENGINEERING	TESTING	LAND ACQUISITION	CONSTRUCTION	OTHER	TOTAL
PRIOR BDGTS					1,084,000	1,084,000
2018-2019					275,000	275,000
2019-2020						0
2020-2021						0
2021-2022						0
2022-2023						0
BEYOND 2023						0
<b>TOTAL COST</b>	0	0	0	0	1,359,000	1,359,000

**PROJECT SPECIFICATIONS**

**PROJECT DESCRIPTION:**

Purchase of various upgrades of hardware and software to the existing system as needed.

**PROJECT JUSTIFICATION:**

The City's Information System is sophisticated. As such, continuous upgrades to the hardware and the software will be needed to maintain functionality.

**PROJECT PRIORITY:**

A

**START DATE:** 2003

**EST TIME TO COMPLETE:** As Needed

**OPERATING BUDGET EFFECT:**

NONE

N/A

SEE DETAIL

**SHEET A 2018-2019/2022-2023 CAPITAL IMPROVEMENTS PROGRAM**

<b>PROJECT TITLE:</b> AUMP Lower Third Street	<b>PROJECT CATEGORY:</b> Public Enterprise
<b>PROJECT NUMBER:</b> 050710	<b>COUNCIL DISTRICT #</b> N/A
<b>DIVISION:</b> Public Works	<b>DEPARTMENT:</b> Building Services

**PROJECT BUDGET**

**REVENUE BREAKDOWN**

REVENUE SOURCES				FEDERAL FUNDS	SALES TAX	TOTAL
PRIOR BDGTS				2,280,002	1,625,000	3,905,002
PRIOR EXP				1,974,334	1,696,204	3,670,538
BUDGET C/O		0	0	305,668	(71,204)	234,464
2018-2019						0
2019-2020						0
2020-2021						0
2021-2022						0
2022-2023						0
BEYOND 2023						0
<b>TOTAL COST</b>	0	0	0	2,280,002	1,625,000	3,905,002

**EXPENDITURE BREAKDOWN**

EXPENDITURE BREAKDOWN	ENGINEERING	TESTING	LAND ACQUISITION	CONSTRUCTION	OTHER	TOTAL
PRIOR BDGTS	310,000	90,000	100,000	3,405,002		3,905,002
2018-2019						0
2019-2020						0
2020-2021						0
2021-2022						0
2022-2023						0
BEYOND 2023						0
<b>TOTAL COST</b>	310,000	90,000	100,000	3,405,002	0	3,905,002

**PROJECT SPECIFICATIONS**

**PROJECT DESCRIPTION:**  
New lighting, sidewalks, asphalt street overlay, bus shelters, and landscaping on Third Street from the intersection with St. James Street to the intersection of Broadway Avenue.

**PROJECT JUSTIFICATION:**  
As part of Alexandria Urban Master Plan, this will enhance the Lower Third area.

**PROJECT PRIORITY:** A  
**START DATE:** 2015      **EST TIME TO COMPLETE:** 2 Years  
**OPERATING BUDGET EFFECT:**  
 NONE       N/A       SEE DETAIL



**SHEET A 2018-2019/2022-2023 CAPITAL IMPROVEMENTS PROGRAM**

<b>PROJECT TITLE:</b> Roof Replacement	<b>PROJECT CATEGORY:</b> Public Enterprise
<b>PROJECT NUMBER:</b> 050802	<b>COUNCIL DISTRICT #</b> N/A
<b>DIVISION:</b> Public Works	<b>DEPARTMENT:</b> Building Services

**PROJECT BUDGET**

**REVENUE BREAKDOWN**

REVENUE SOURCES					SALES TAX	TOTAL
PRIOR BDGTS					3,015,700	3,015,700
PRIOR EXP					2,222,830	2,222,830
BUDGET C/O		0	0	0	792,870	792,870
2018-2019					50,000	50,000
2019-2020					150,000	150,000
2020-2021					150,000	150,000
2021-2022					150,000	150,000
2022-2023						0
BEYOND 2023						0
<b>TOTAL COST</b>	0	0	0	0	3,515,700	3,515,700

**EXPENDITURE BREAKDOWN**

EXPENDITURE BREAKDOWN	ENGINEERING	TESTING	LAND ACQUISITION	CONSTRUCTION	OTHER	TOTAL
PRIOR BDGTS	105,200			2,910,500		3,015,700
2018-2019				50,000		50,000
2019-2020				150,000		150,000
2020-2021				150,000		150,000
2021-2022				150,000		150,000
2022-2023						0
BEYOND 2023						0
<b>TOTAL COST</b>	105,200	0	0	3,410,500	0	3,515,700

**PROJECT SPECIFICATIONS**

**PROJECT DESCRIPTION:**

Replace roofs on different buildings as needed.

**PROJECT JUSTIFICATION:**

As roofs age they begin to leak. Failure can be predicted through core sampling and analysis. This project will provide funding for the testing and the replacement if indicated.

**PROJECT PRIORITY:**

**START DATE:** 2007

**EST TIME TO COMPLETE:** A Ongoing

**OPERATING BUDGET EFFECT:**

NONE     
  N/A     
  SEE DETAIL

**SHEET A 2018-2019/2022-2023 CAPITAL IMPROVEMENTS PROGRAM**

<b>PROJECT TITLE:</b> Red River Improv Venture & Essential Rec		<b>PROJECT CATEGORY:</b> Public Enterprise	
<b>PROJECT NUMBER:</b> 051103		<b>COUNCIL DISTRICT #</b> N/A	
<b>DIVISION:</b> Public Works		<b>DEPARTMENT:</b> Recreation	

**PROJECT BUDGET**

**REVENUE BREAKDOWN**

REVENUE SOURCES	OTHER	SALES TAX	SALES TAX BONDS 2008	AD VALOREM TAX 2008	TOTAL	
PRIOR BDGTS	2,100,000	100,000	49,485	1,068,962	3,318,447	
PRIOR EXP	85,828	100,000	49,485	440	235,753	
BUDGET C/O	2,014,172	0	0	1,068,522	3,082,694	
2018-2019					0	
2019-2020					0	
2020-2021					0	
2021-2022					0	
2022-2023					0	
BEYOND 2023					0	
<b>TOTAL COST</b>	0	2,100,000	100,000	49,485	1,068,962	3,318,447

**EXPENDITURE BREAKDOWN**

EXPENDITURE BREAKDOWN	ENGINEERING	TESTING	LAND ACQUISITION	CONSTRUCTION	OTHER	TOTAL
PRIOR BDGTS			2,700,000		618,447	3,318,447
2018-2019						0
2019-2020						0
2020-2021						0
2021-2022						0
2022-2023						0
BEYOND 2023						0
<b>TOTAL COST</b>	0	0	2,700,000	0	618,447	3,318,447

**PROJECT SPECIFICATIONS**

<b>PROJECT DESCRIPTION:</b>          			
<b>PROJECT JUSTIFICATION:</b>          			
<b>PROJECT PRIORITY:</b>		<b>B</b>	
<b>START DATE:</b>	N/A	<b>EST TIME TO COMPLETE:</b>	N/A
<b>OPERATING BUDGET EFFECT:</b>	<input type="checkbox"/> NONE	<input checked="" type="checkbox"/> N/A	<input type="checkbox"/> SEE DETAIL

**SHEET A 2018-2019/2022-2023 CAPITAL IMPROVEMENTS PROGRAM**

<b>PROJECT TITLE:</b> Port of Alexandria Rail Spur Improvements	<b>PROJECT CATEGORY:</b> Public Enterprise
<b>PROJECT NUMBER:</b> 051104	<b>COUNCIL DISTRICT #</b> N/A
<b>DIVISION:</b> Planning	<b>DEPARTMENT:</b> Engineering

**PROJECT BUDGET  
REVENUE BREAKDOWN**

REVENUE SOURCES				FEDERAL	SALES TAX	TOTAL
PRIOR BDGTS				487,000	164,025	651,025
PRIOR EXP				487,000	106,801	593,801
BUDGET C/O		0	0	0	57,224	57,224
2018-2019						0
2019-2020						0
2020-2021						0
2021-2022						0
2022-2023						0
BEYOND 2023						0
<b>TOTAL COST</b>	0	0	0	487,000	164,025	651,025

**EXPENDITURE BREAKDOWN**

EXPENDITURE BREAKDOWN	ENGINEERING	TESTING	LAND ACQUISITION	CONSTRUCTION	OTHER	TOTAL
PRIOR BDGTS				651,025		651,025
2018-2019						0
2019-2020						0
2020-2021						0
2021-2022						0
2022-2023						0
BEYOND 2023						0
<b>TOTAL COST</b>	0	0	0	651,025	0	651,025

**PROJECT SPECIFICATIONS**

**PROJECT DESCRIPTION:**  
Renovation of the existing Union Pacific Railroad spur adjacent to the Alexandria City Compound and the Port of Alexandria. This spur services the Port of Alexandria and is approximately 6,700 feet in length.

---

**PROJECT JUSTIFICATION:**  
Existing spur was constructed in the mid 1980's and is in need of rehabilitation.

---

**PROJECT PRIORITY:** B

**START DATE:** N/A      **EST TIME TO COMPLETE:** N/A

**OPERATING BUDGET EFFECT:**  
 NONE       N/A       SEE DETAIL

**SHEET A 2018-2019/2022-2023 CAPITAL IMPROVEMENTS PROGRAM**

<b>PROJECT TITLE:</b> Port of Alexandria / Ruston Foundry	<b>PROJECT CATEGORY:</b> Public Enterprise
<b>PROJECT NUMBER:</b> 051201	<b>COUNCIL DISTRICT #</b> N/A
<b>DIVISION:</b> Planning	<b>DEPARTMENT:</b> Engineering

**PROJECT BUDGET**

**REVENUE BREAKDOWN**

REVENUE SOURCES					SALES TAX	TOTAL
PRIOR BDGTS					47,298	47,298
PRIOR EXP						0
BUDGET C/O		0	0		47,298	47,298
2018-2019					100,000	100,000
2019-2020						0
2020-2021						0
2021-2022						0
2022-2023						0
BEYOND 2023						0
<b>TOTAL COST</b>	0	0	0	0	147,298	147,298

**EXPENDITURE BREAKDOWN**

EXPENDITURE BREAKDOWN	ENGINEERING	TESTING	LAND ACQUISITION	CONSTRUCTION	OTHER	TOTAL
PRIOR BDGTS					47,298	47,298
2018-2019					100,000	100,000
2019-2020						0
2020-2021						0
2021-2022						0
2022-2023						0
BEYOND 2023						0
<b>TOTAL COST</b>	0	0	0	0	147,298	147,298

**PROJECT SPECIFICATIONS**

**PROJECT DESCRIPTION:**

Revitalization of the now unused site of the Ruston Foundry.

**PROJECT JUSTIFICATION:**

This site was classed a Superfund Site by the EPA. Site has been remediated. Plans to reuse the site are forthcoming.

**PROJECT PRIORITY:**

**START DATE:** N/A

**EST TIME TO COMPLETE:** B

N/A

**OPERATING BUDGET EFFECT:**

NONE

N/A

SEE DETAIL

**SHEET A 2018-2019/2022-2023 CAPITAL IMPROVEMENTS PROGRAM**

<b>PROJECT TITLE:</b> River Center Improvements	<b>PROJECT CATEGORY:</b> Public Enterprise
<b>PROJECT NUMBER:</b> 051302	<b>COUNCIL DISTRICT #</b> N/A
<b>DIVISION:</b> Planning	<b>DEPARTMENT:</b> Engineering

**PROJECT BUDGET  
REVENUE BREAKDOWN**

REVENUE SOURCES					FEDERAL FUNDS	TOTAL
PRIOR BDGTS					880,000	880,000
PRIOR EXP					840,429	840,429
BUDGET C/O		0	0	0	39,571	39,571
2018-2019						0
2019-2020						0
2020-2021						0
2021-2022						0
2022-2023						0
BEYOND 2023						0
<b>TOTAL COST</b>	0	0	0	0	880,000	880,000

**EXPENDITURE BREAKDOWN**

EXPENDITURE BREAKDOWN	ENGINEERING	TESTING	LAND ACQUISITION	CONSTRUCTION	OTHER	TOTAL
PRIOR BDGTS					880,000	880,000
2018-2019						0
2019-2020						0
2020-2021						0
2021-2022						0
2022-2023						0
BEYOND 2023						0
<b>TOTAL COST</b>	0	0	0	0	880,000	880,000

**PROJECT SPECIFICATIONS**

**PROJECT DESCRIPTION:**

**PROJECT JUSTIFICATION:**

**PROJECT PRIORITY:** A

**START DATE:** N/A      **EST TIME TO COMPLETE:** N/A

**OPERATING BUDGET EFFECT:**

NONE     
  N/A     
  SEE DETAIL

**SHEET A 2018-2019/2022-2023 CAPITAL IMPROVEMENTS PROGRAM**

<b>PROJECT TITLE:</b> Energy Renovations	<b>PROJECT CATEGORY:</b> Public Enterprise
<b>PROJECT NUMBER:</b> 051401	<b>COUNCIL DISTRICT #</b> N/A
<b>DIVISION:</b> Public Works	<b>DEPARTMENT:</b> Building Services

**PROJECT BUDGET**

**REVENUE BREAKDOWN**

REVENUE SOURCES					SALES TAX	TOTAL
PRIOR BDGTS					531,000	531,000
PRIOR EXP					228,672	228,672
BUDGET C/O					302,328	302,328
2018-2019					40,000	40,000
2019-2020						0
2020-2021						0
2021-2022						0
2022-2023						0
BEYOND 2023						0
<b>TOTAL COST</b>					<b>571,000</b>	<b>571,000</b>

**EXPENDITURE BREAKDOWN**

EXPENDITURE BREAKDOWN	ENGINEERING	TESTING	LAND ACQUISITION	CONSTRUCTION	OTHER	TOTAL
PRIOR BDGTS					531,000	531,000
2018-2019					40,000	40,000
2019-2020						0
2020-2021						0
2021-2022						0
2022-2023						0
BEYOND 2023						0
<b>TOTAL COST</b>					<b>571,000</b>	<b>571,000</b>

**PROJECT SPECIFICATIONS**

**PROJECT DESCRIPTION:**

Various efforts toward conservation of energy at City facilities. Current projects include Trail light replacment, parking lot and exterior lighting, and Phase I Replacement of HVAC Controls at the Public Safety Complex.

**PROJECT JUSTIFICATION:**

LED lights are rated at a 12 year cycle, with energy payback in 6 years. The HVAC control project at Public Safety will generate energy savings and better control of the systems.

**PROJECT PRIORITY:**

B

**START DATE:**

N/A

**EST TIME TO COMPLETE:**

N/A

**OPERATING BUDGET EFFECT:**

NONE

N/A

SEE DETAIL



**SHEET A 2018-2019/2022-2023 CAPITAL IMPROVEMENTS PROGRAM**

<b>PROJECT TITLE:</b> Riverfront Improvements	<b>PROJECT CATEGORY:</b> Public Enterprise
<b>PROJECT NUMBER:</b> 051502	<b>COUNCIL DISTRICT #</b> N/A
<b>DIVISION:</b> Public Works	<b>DEPARTMENT:</b> Building Services

**PROJECT BUDGET**

**REVENUE BREAKDOWN**

REVENUE SOURCES	AD VALOREM TAX 2008	SALES TAX BONDS 2008	SALES TAX	TOTAL
PRIOR BDGTS	487,000	36,248	701,058	1,224,306
PRIOR EXP	87,380	36,248	589,538	713,166
BUDGET C/O	399,620	0	111,520	511,140
2018-2019				0
2019-2020				0
2020-2021				0
2021-2022				0
2022-2023				0
BEYOND 2023				0
<b>TOTAL COST</b>	<b>487,000</b>	<b>36,248</b>	<b>701,058</b>	<b>1,224,306</b>

**EXPENDITURE BREAKDOWN**

EXPENDITURE BREAKDOWN	ENGINEERING	TESTING	LAND ACQUISITION	CONSTRUCTION	OTHER	TOTAL
PRIOR BDGTS					1,224,306	1,224,306
2018-2019						0
2019-2020						0
2020-2021						0
2021-2022						0
2022-2023						0
BEYOND 2023						0
<b>TOTAL COST</b>					<b>1,224,306</b>	<b>1,224,306</b>

**PROJECT SPECIFICATIONS**

**PROJECT DESCRIPTION:**  
 Various projects including HVAC renovations, Clear Story Window rework to mitigate leaks, service aprons, plaza exit ramp, technology upgrades, and addition of an elevator in Area J.

**PROJECT JUSTIFICATION:**  
 Improvements are needed to keep the Riverfront Center functioning as a modern meeting center.

**PROJECT PRIORITY:** B

**START DATE:** 2016      **EST TIME TO COMPLETE:** 2 Years

**OPERATING BUDGET EFFECT:**  
 NONE       N/A       SEE DETAIL

**SHEET A 2018-2019/2022-2023 CAPITAL IMPROVEMENTS PROGRAM**

<b>PROJECT TITLE:</b> Two Way Communications Upgrade	<b>PROJECT CATEGORY:</b> Public Enterprise
<b>PROJECT NUMBER:</b> 051503	<b>COUNCIL DISTRICT #</b> N/A
<b>DIVISION:</b> Public Works	<b>DEPARTMENT:</b> All

**PROJECT BUDGET**

**REVENUE BREAKDOWN**

REVENUE SOURCES	SALES TAX BONDS 2008	SALES TAX	TOTAL
PRIOR BDGTS	97,385	652,615	750,000
PRIOR EXP	97,385	638,958	736,343
BUDGET C/O	0	13,657	13,657
2018-2019			0
2019-2020			0
2020-2021			0
2021-2022			0
2022-2023			0
BEYOND 2023			0
<b>TOTAL COST</b>	<b>97,385</b>	<b>652,615</b>	<b>750,000</b>

**EXPENDITURE BREAKDOWN**

EXPENDITURE BREAKDOWN	ENGINEERING	TESTING	LAND ACQUISITION	CONSTRUCTION	OTHER	TOTAL
PRIOR BDGTS					750,000	750,000
2018-2019						0
2019-2020						0
2020-2021						0
2021-2022						0
2022-2023						0
BEYOND 2023						0
<b>TOTAL COST</b>					<b>750,000</b>	<b>750,000</b>

**PROJECT SPECIFICATIONS**

<b>PROJECT DESCRIPTION:</b> Replace existing analog communications system with digital system.			
<b>PROJECT JUSTIFICATION:</b> Upgrade of the existing system required by Rapides Parish Communications District due to age.			
<b>PROJECT PRIORITY:</b>	B	<b>EST TIME TO COMPLETE:</b>	1 Year
<b>START DATE:</b> 2018			
<b>OPERATING BUDGET EFFECT:</b>	NONE	X N/A	SEE DETAIL

**SHEET A 2018-2019/2022-2023 CAPITAL IMPROVEMENTS PROGRAM**

<b>PROJECT TITLE:</b> Convention Hall Improvements	<b>PROJECT CATEGORY:</b> Public Enterprise
<b>PROJECT NUMBER:</b> 051601	<b>COUNCIL DISTRICT #</b> N/A
<b>DIVISION:</b> Public Works	<b>DEPARTMENT:</b> All

**PROJECT BUDGET**

**REVENUE BREAKDOWN**

REVENUE SOURCES					SALES TAX	TOTAL
PRIOR BDGTS					203,000	203,000
PRIOR EXP					12,580	12,580
BUDGET C/O					190,420	190,420
2018-2019						0
2019-2020						0
2020-2021						0
2021-2022						0
2022-2023						0
BEYOND 2023						0
<b>TOTAL COST</b>					203,000	203,000

**EXPENDITURE BREAKDOWN**

EXPENDITURE BREAKDOWN	ENGINEERING	TESTING	LAND ACQUISITION	CONSTRUCTION	OTHER	TOTAL
PRIOR BDGTS					203,000	203,000
2018-2019						0
2019-2020						0
2020-2021						0
2021-2022						0
2022-2023						0
BEYOND 2023						0
<b>TOTAL COST</b>					203,000	203,000

**PROJECT SPECIFICATIONS**

**PROJECT DESCRIPTION:**

Technology upgrade and Kitchen Equipment replacement for Convention Hall.

**PROJECT JUSTIFICATION:**

Audio/Visual technology and kitchen equipment in Convention Hall are obsolete, with most of the kitchen equipment being placed in service in 1963 .

**PROJECT PRIORITY:**

B

**START DATE:** 2016

**EST TIME TO COMPLETE:**

1 Year

**OPERATING BUDGET EFFECT:**

NONE

N/A

SEE DETAIL

**SHEET A 2018-2019/2022-2023 CAPITAL IMPROVEMENTS PROGRAM**

<b>PROJECT TITLE:</b> Boiler Replacement City Hall	<b>PROJECT CATEGORY:</b> Public Enterprise
<b>PROJECT NUMBER:</b> 051602	<b>COUNCIL DISTRICT #</b> N/A
<b>DIVISION:</b> Public Works	<b>DEPARTMENT:</b> All

**PROJECT BUDGET**

**REVENUE BREAKDOWN**

REVENUE SOURCES					SALES TAX	TOTAL
PRIOR BDGTS					171,974	171,974
PRIOR EXP					111,920	111,920
BUDGET C/O					60,054	60,054
2018-2019						0
2019-2020						0
2020-2021						0
2021-2022						0
2022-2023						0
BEYOND 2023						0
<b>TOTAL COST</b>					171,974	171,974

**EXPENDITURE BREAKDOWN**

EXPENDITURE BREAKDOWN	ENGINEERING	TESTING	LAND ACQUISITION	CONSTRUCTION	OTHER	TOTAL
PRIOR BDGTS					171,974	171,974
2018-2019						0
2019-2020						0
2020-2021						0
2021-2022						0
2022-2023						0
BEYOND 2023						0
<b>TOTAL COST</b>					171,974	171,974

**PROJECT SPECIFICATIONS**

**PROJECT DESCRIPTION:**

Replacement of City Hall Boiler.

**PROJECT JUSTIFICATION:**

Existing boiler has reached its useful life and frequently breaks down.

**PROJECT PRIORITY:**

**START DATE:** 2018

**EST TIME TO COMPLETE:**

1 Year

**OPERATING BUDGET EFFECT:**

NONE

N/A

SEE DETAIL

**SHEET A 2018-2019/2022-2023 CAPITAL IMPROVEMENTS PROGRAM**

<b>PROJECT TITLE:</b> Business Incubator Chiller Replacement	<b>PROJECT CATEGORY:</b> Public Enterprise
<b>PROJECT NUMBER:</b> 051603	<b>COUNCIL DISTRICT #</b> N/A
<b>DIVISION:</b> Public Works	<b>DEPARTMENT:</b> All

**PROJECT BUDGET**

**REVENUE BREAKDOWN**

REVENUE SOURCES					SALES TAX	TOTAL
PRIOR BDGTS					220,000	220,000
PRIOR EXP					26,192	26,192
BUDGET C/O					193,808	193,808
2018-2019						0
2019-2020						0
2020-2021						0
2021-2022						0
2022-2023						0
BEYOND 2023						0
<b>TOTAL COST</b>					220,000	220,000

**EXPENDITURE BREAKDOWN**

EXPENDITURE BREAKDOWN	ENGINEERING	TESTING	LAND ACQUISITION	CONSTRUCTION	OTHER	TOTAL
PRIOR BDGTS					220,000	220,000
2018-2019						0
2019-2020						0
2020-2021						0
2021-2022						0
2022-2023						0
BEYOND 2023						0
<b>TOTAL COST</b>					220,000	220,000

**PROJECT SPECIFICATIONS**

**PROJECT DESCRIPTION:**

Replace existing 150 Ton Chiller.

**PROJECT JUSTIFICATION:**

Existing chiller was destroyed by explosion caused by voltage surge or other unknown cause. It is 1 of 2 chillers in the building's system.

**PROJECT PRIORITY:**

B

**START DATE:** 2018

**EST TIME TO COMPLETE:**

1 Year

**OPERATING BUDGET EFFECT:**

NONE

X  N/A

SEE DETAIL

**SHEET A 2018-2019/2022-2023 CAPITAL IMPROVEMENTS PROGRAM**

<b>PROJECT TITLE:</b> Amphitheatre Improvements	<b>PROJECT CATEGORY:</b> Public Enterprise
<b>PROJECT NUMBER:</b> 051604	<b>COUNCIL DISTRICT #</b> N/A
<b>DIVISION:</b> Public Works	<b>DEPARTMENT:</b> All

**PROJECT BUDGET  
REVENUE BREAKDOWN**

REVENUE SOURCES				SALES TAX	RED RIVER WATERWAY	TOTAL
PRIOR BDGTS					850,000	850,000
PRIOR EXP					139,157	139,157
BUDGET C/0					710,843	710,843
2018-2019				25,000		25,000
2019-2020						0
2020-2021						0
2021-2022						0
2022-2023						0
BEYOND 2023						0
<b>TOTAL COST</b>					850,000	875,000

**EXPENDITURE BREAKDOWN**

EXPENDITURE BREAKDOWN	ENGINEERING	TESTING	LAND ACQUISITION	CONSTRUCTION	OTHER	TOTAL
PRIOR BDGTS					850,000	850,000
2018-2019					25,000	25,000
2019-2020						0
2020-2021						0
2021-2022						0
2022-2023						0
BEYOND 2023						0
<b>TOTAL COST</b>					875,000	875,000

**PROJECT SPECIFICATIONS**

**PROJECT DESCRIPTION:**

New roof, painting, restrooms and green room.

**PROJECT JUSTIFICATION:**

Improvements will enhance use of the facility.

**PROJECT PRIORITY:**

**START DATE:** 2018

**EST TIME TO COMPLETE:** B

2 Years

**OPERATING BUDGET EFFECT:**

NONE

N/A

SEE DETAIL

**SHEET A 2018-2019/2022-2023 CAPITAL IMPROVEMENTS PROGRAM**

<b>PROJECT TITLE:</b> Security Improvements	<b>PROJECT CATEGORY:</b> Public Enterprise
<b>PROJECT NUMBER:</b> 051702	<b>COUNCIL DISTRICT #</b> N/A
<b>DIVISION:</b> Public Works	<b>DEPARTMENT:</b> All

**PROJECT BUDGET  
REVENUE BREAKDOWN**

REVENUE SOURCES					SALES TAX	TOTAL
PRIOR BDGTS					90,000	90,000
PRIOR EXP					32,939	32,939
BUDGET C/O					57,061	57,061
2018-2019					30,000	30,000
2019-2020					30,000	30,000
2020-2021					30,000	30,000
2021-2022						0
2022-2023						0
BEYOND 2023						0
<b>TOTAL COST</b>					180,000	180,000

**EXPENDITURE BREAKDOWN**

EXPENDITURE BREAKDOWN	ENGINEERING	TESTING	LAND ACQUISITION	CONSTRUCTION	OTHER	TOTAL
PRIOR BDGTS					90,000	90,000
2018-2019					30,000	30,000
2019-2020					30,000	30,000
2020-2021					30,000	30,000
2021-2022						0
2022-2023						0
BEYOND 2023						0
<b>TOTAL COST</b>					180,000	180,000

**PROJECT SPECIFICATIONS**

**PROJECT DESCRIPTION:**

Centralization of security for City Facilities, including CCTB, Card Access and other measures.

**PROJECT JUSTIFICATION:**

The City needs to secure its equipment and employees to better serve its citizens.

**PROJECT PRIORITY:**

**START DATE:** 2018      **EST TIME TO COMPLETE:** B 6 months

**OPERATING BUDGET EFFECT:**

NONE     
  X  N/A     
  SEE DETAIL

**SHEET A 2018-2019/2022-2023 CAPITAL IMPROVEMENTS PROGRAM**

<b>PROJECT TITLE:</b> Naval Reserve Building Demolition	<b>PROJECT CATEGORY:</b> Public Enterprise
<b>PROJECT NUMBER:</b> 051703	<b>COUNCIL DISTRICT #</b> N/A
<b>DIVISION:</b> Public Works	<b>DEPARTMENT:</b> All

**PROJECT BUDGET  
REVENUE BREAKDOWN**

REVENUE SOURCES					SALES TAX	TOTAL
PRIOR BDGTS					94,000	94,000
PRIOR EXP					4,837	4,837
BUDGET C/0					89,163	89,163
2018-2019					10,000	10,000
2019-2020						0
2020-2021						0
2021-2022						0
2022-2023						0
BEYOND 2023						0
<b>TOTAL COST</b>					104,000	104,000

**EXPENDITURE BREAKDOWN**

EXPENDITURE BREAKDOWN	ENGINEERING	TESTING	LAND ACQUISITION	CONSTRUCTION	OTHER	TOTAL
PRIOR BDGTS					94,000	94,000
2018-2019					10,000	10,000
2019-2020						0
2020-2021						0
2021-2022						0
2022-2023						0
BEYOND 2023						0
<b>TOTAL COST</b>					104,000	104,000

**PROJECT SPECIFICATIONS**

**PROJECT DESCRIPTION:**

Demolition of Naval Reserve Building on Casson Street., along with the abatement of asbestos prior to demolition.

**PROJECT JUSTIFICATION:**

Building is deteriorated and no longer in use.

**PROJECT PRIORITY:**

**START DATE:** 2018

**EST TIME TO COMPLETE:**

6 months

**OPERATING BUDGET EFFECT:**

NONE

N/A

SEE DETAIL

**SHEET A 2018-2019/2022-2023 CAPITAL IMPROVEMENTS PROGRAM**

<b>PROJECT TITLE:</b> Public Safety Datacenter Renovation	<b>PROJECT CATEGORY:</b> Public Enterprise
<b>PROJECT NUMBER:</b> 051704	<b>COUNCIL DISTRICT #</b> N/A
<b>DIVISION:</b> Public Works	<b>DEPARTMENT:</b> All

**PROJECT BUDGET**

**REVENUE BREAKDOWN**

REVENUE SOURCES					SALES TAX	TOTAL
PRIOR BDGTS					250,000	250,000
PRIOR EXP						0
BUDGET C/O					250,000	250,000
2018-2019					125,000	125,000
2019-2020						0
2020-2021						0
2021-2022						0
2022-2023						0
BEYOND 2023						0
<b>TOTAL COST</b>					<b>375,000</b>	<b>375,000</b>

**EXPENDITURE BREAKDOWN**

EXPENDITURE BREAKDOWN	ENGINEERING	TESTING	LAND ACQUISITION	CONSTRUCTION	OTHER	TOTAL
PRIOR BDGTS					250,000	250,000
2018-2019					125,000	125,000
2019-2020						0
2020-2021						0
2021-2022						0
2022-2023						0
BEYOND 2023						0
<b>TOTAL COST</b>					<b>375,000</b>	<b>375,000</b>

**PROJECT SPECIFICATIONS**

**PROJECT DESCRIPTION:**

Upgrade electrical service, backup power, fire suppression, and air conditioning. Remodel space and install raised floor tile.

**PROJECT JUSTIFICATION:**

Modernization of the existing center.

**PROJECT PRIORITY:**

**START DATE:** 2019

**EST TIME TO COMPLETE:**

6 months

**OPERATING BUDGET EFFECT:**

NONE

N/A

SEE DETAIL

**SHEET A 2018-2019/2022-2023 CAPITAL IMPROVEMENTS PROGRAM**

<b>PROJECT TITLE:</b> Riverfront Center Waterproofing	<b>PROJECT CATEGORY:</b> Public Enterprise
<b>PROJECT NUMBER:</b> 051801	<b>COUNCIL DISTRICT #</b> N/A
<b>DIVISION:</b> Public Works	<b>DEPARTMENT:</b> All

**PROJECT BUDGET**

**REVENUE BREAKDOWN**

REVENUE SOURCES					SALES TAX	TOTAL
PRIOR BDGTS					555,600	555,600
PRIOR EXP						0
BUDGET C/O					555,600	555,600
2018-2019					305,600	305,600
2019-2020						0
2020-2021						0
2021-2022						0
2022-2023						0
BEYOND 2023						0
<b>TOTAL COST</b>					305,600	861,200

**EXPENDITURE BREAKDOWN**

EXPENDITURE BREAKDOWN	ENGINEERING	TESTING	LAND ACQUISITION	CONSTRUCTION	OTHER	TOTAL
PRIOR BDGTS	67,600				488,000	555,600
2018-2019					305,600	305,600
2019-2020						0
2020-2021						0
2021-2022						0
2022-2023						0
BEYOND 2023						0
<b>TOTAL COST</b>	67,600	0	0	0	793,600	861,200

**PROJECT SPECIFICATIONS**

**PROJECT DESCRIPTION:**

Repairs to protect the facility from water infiltration. This will include a recoat of the EIFS as well as detailed scaling around windows on the main level, checking of the flashing, and sealing. Damaged or missing flashing will be repaired or replaced, as well as cracked or deteriorated sealants.

**PROJECT JUSTIFICATION:**

Facility was constructed in 1996. Periodic recoating of the EIFS is required to prevent water intrusion.

**PROJECT PRIORITY:**

B

**START DATE:** 2019

**EST TIME TO COMPLETE:**

1 Year

**OPERATING BUDGET EFFECT:**

NONE

N/A

SEE DETAIL

**SHEET A 2018-2019/2022-2023 CAPITAL IMPROVEMENTS PROGRAM**

<b>PROJECT TITLE:</b> Riverfront Center Roof Replacement	<b>PROJECT CATEGORY:</b> Public Enterprise
<b>PROJECT NUMBER:</b> 051802	<b>COUNCIL DISTRICT #</b> N/A
<b>DIVISION:</b> Public Works	<b>DEPARTMENT:</b> All

**PROJECT BUDGET**

**REVENUE BREAKDOWN**

REVENUE SOURCES					SALES TAX	TOTAL
PRIOR BDGTS					250,000	250,000
PRIOR EXP						0
BUDGET C/O					250,000	250,000
2018-2019					(250,000)	(250,000)
2019-2020						0
2020-2021						0
2021-2022						0
2022-2023						0
BEYOND 2023						0
<b>TOTAL COST</b>					0	0

**EXPENDITURE BREAKDOWN**

EXPENDITURE BREAKDOWN	ENGINEERING	TESTING	LAND ACQUISITION	CONSTRUCTION	OTHER	TOTAL
PRIOR BDGTS					250,000	250,000
2018-2019					(250,000)	(250,000)
2019-2020						0
2020-2021						0
2021-2022						0
2022-2023						0
BEYOND 2023						0
<b>TOTAL COST</b>					0	0

**PROJECT SPECIFICATIONS**

**PROJECT DESCRIPTION:**

Add recovery board and install new PVC membrane roofing over entire flat area, approximately 33,000 square feet.

**PROJECT JUSTIFICATION:**

Facility was constructed in 1996. A new roof will prevent water from intruding into the insulation on the flat area of the roof.

**PROJECT PRIORITY:**

B

**START DATE:** 2019

**EST TIME TO COMPLETE:**

6 months

**OPERATING BUDGET EFFECT:**

NONE

N/A

SEE DETAIL

## D. DRAINAGE

2018-2019/2022-2023 CAPITAL IMPROVEMENTS BUDGET

TABLE OF CONTENTS

DRAINAGE

		PAGE
250211	Acquisition-ROW/Servitudes	46
250421	Residential Ditch Closure	47
250512	Pump Station Repairs	48
250604	Chatlain Lake-Willow Glen Hudson	49
251003	Red River Levee Certification	50
251103	Masonic Drive RCB Extension	51
251104	Tangent Rail RCB	52
251105	Martin Park/Airview Terrace St & Dmg	53
251301	Citywide Drainage Improvements	54
251401	Culpepper Drainage	55
251701	Woodale Outfall/ Railrd Ave Ph 4	56
251702	Diversion Canal Reverse Flow System	57
251703	Rapides Avenue RCB Repair	58
251704	Choctaw Drive Drainage	59
251801	Mall Ditch Improvements	60
251802	Hwy 28 West Drainage Canal	61
251803	Martin Park Pump Additions	62



2018-2019

**GENERAL CAPITAL PROJECTS  
FIVE YEAR CAPITAL PLAN**

**DRAINAGE**

PROJ #	PROJECT IDENTIFICATION	BUDGET C/O	FISCAL YEAR					TOTAL 5 YEAR	BEYOND 2023	TOTAL COST
			18-19	19-20	20-21	21-22	22-23			
250211	Acquisition-ROW/Servitudes	431,516						0		431,516
250421	Residential Ditch Closure	621,147		375,000	375,000	375,000	375,000	1,500,000		2,121,147
250512	Pump Station Repairs	129,862						0		129,862
250604	Chatlain Lake-Willow Glen Hudson	163,294						0		163,294
251003	Red River Levee Certification	35,264						0		35,264
251103	Masonic Drive RCB Extension	1,814,000						0		1,814,000
251104	Tangent Rail RCB	564,362						0		564,362
251105	Martin Park/Airview Terrace St & Dmg	999,382						0		999,382
251301	Citywide Drainage Improvements	90,423						0		90,423
251401	Culpepper Drainage	62,399						0		62,399
251701	Woodale Outfall/ Railroad Ave Ph 4	1,318,434						0		0
251702	Diversion Canal Reverse Flow System	40,638						0		0
251703	Rapides Avenue RCB Repair	448,400						0		448,400
251704	Choctaw Drive Drainage	24,899						0		24,899
251801	Mall Ditch Improvements	325,000		600,000	500,000			1,000,000		1,325,000
251802	Hey 28 West Drainage Canal	150,000		775,000				775,000		925,000
251803	Martin Park Pump Additions	292,090						0		292,090
<b>Total Drainage</b>		<b>7,511,131</b>	<b>0</b>	<b>1,650,000</b>	<b>875,000</b>	<b>375,000</b>	<b>375,000</b>	<b>3,275,000</b>	<b>0</b>	<b>9,427,050</b>

- \* Project Number to be Assigned
- ⊗ New or Revised Projects
- Projects to be closed

**SHEET A 2018-2019/2022-2023 CAPITAL IMPROVEMENTS PROGRAM**

<b>PROJECT TITLE:</b> Right of Ways & Servitudes	<b>PROJECT CATEGORY:</b> Drainage
<b>PROJECT NUMBER:</b> 250211	<b>COUNCIL DISTRICT #</b> All
<b>DIVISION:</b> Public Works	<b>DEPARTMENT:</b> Engineering

**PROJECT BUDGET**

**REVENUE BREAKDOWN**

REVENUE SOURCES					SALES TAX	TOTAL
PRIOR BDGTS					670,000	670,000
PRIOR EXP					238,484	238,484
BUDGET C/O					431,516	431,516
2018-2019						0
2019-2020						0
2020-2021						0
2021-2022						0
2022-2023						0
Future Funding						0
<b>TOTAL COST</b>					670,000	670,000

**EXPENDITURE BREAKDOWN**

EXPENDITURE BREAKDOWN	ENGINEERING	TESTING	LAND ACQUISITION	CONSTRUCTION	OTHER	TOTAL
PRIOR BDGTS			645,000		25,000	670,000
2018-2019						0
2019-2020						0
2020-2021						0
2021-2022						0
2022-2023						0
Future Funding						0
<b>TOTAL COST</b>	0	0	645,000	0	25,000	670,000

**PROJECT SPECIFICATIONS**

**PROJECT DESCRIPTION:**  
To purchase right-of-ways or servitudes from property owners for the Street Department.

**PROJECT JUSTIFICATION:**  
Needed to maintain existing ditches in the City's corporate limits.

**PROJECT PRIORITY:** A

**START DATE:** Ongoing      **EST TIME TO COMPLETE:** Ongoing

**OPERATING BUDGET EFFECT:**  
 NONE       N/A       SEE DETAIL

**SHEET A 2018-2019/2022-2023 CAPITAL IMPROVEMENTS PROGRAM**

<b>PROJECT TITLE:</b> Residential Drainage Ditch Closure	<b>PROJECT CATEGORY:</b> Drainage
<b>PROJECT NUMBER:</b> 250421	<b>COUNCIL DISTRICT #</b> All
<b>DIVISION:</b> Public Works	<b>DEPARTMENT:</b> Engineering

**PROJECT BUDGET**

**REVENUE BREAKDOWN**

REVENUE SOURCES	SALES TAX	SALES TAX BONDS 2008	PROPERTY TAX 2008	LIMITED TAX BONDS 2008	PROPERTY TAX 2003	TOTAL
PRIOR BDGTS		277,566	2,437,377	2,553,463	2,980,596	8,249,002
PRIOR EXP		277,566	1,816,230	2,553,463	2,980,596	7,627,855
BUDGET C/O		0	621,147	0	0	621,147
2018-2019						0
2019-2020	375,000					375,000
2020-2021	375,000					375,000
2021-2022	375,000					375,000
2022-2023	375,000					375,000
Future Funding						0
<b>TOTAL COST</b>	<b>1,500,000</b>	<b>277,566</b>	<b>2,437,377</b>	<b>2,553,463</b>	<b>2,980,596</b>	<b>9,749,002</b>

**EXPENDITURE BREAKDOWN**

EXPENDITURE BREAKDOWN	ENGINEERING	TESTING	LAND ACQUISITION	CONSTRUCTION	OTHER	TOTAL
PRIOR BDGTS	650,000			7,599,002		8,249,002
2018-2019						0
2019-2020	50,000			325,000		375,000
2020-2021	50,000			325,000		375,000
2021-2022	50,000			325,000		375,000
2022-2023	50,000			325,000		375,000
Future Funding						0
<b>TOTAL COST</b>	<b>850,000</b>	<b>0</b>	<b>0</b>	<b>8,899,002</b>	<b>0</b>	<b>9,749,002</b>

**PROJECT SPECIFICATIONS**

<b>PROJECT DESCRIPTION:</b>	
Closure of drainage ditches within residential areas.	
<b>PROJECT JUSTIFICATION:</b>	
Included as part of 2003 Property Tax Issue.	
<b>PROJECT PRIORITY:</b>	A
<b>START DATE:</b> Ongoing	<b>EST TIME TO COMPLETE:</b> Ongoing
<b>OPERATING BUDGET EFFECT:</b>	
<input checked="" type="checkbox"/> NONE	<input type="checkbox"/> N/A
<input type="checkbox"/> SEE DETAIL	

**SHEET A 2018-2019/2022-2023 CAPITAL IMPROVEMENTS PROGRAM**

<b>PROJECT TITLE:</b> Pump Station Repairs	<b>PROJECT CATEGORY:</b> Drainage
<b>PROJECT NUMBER:</b> 250512	<b>COUNCIL DISTRICT #</b> All
<b>DIVISION:</b> Public Works	<b>DEPARTMENT:</b> Engineering

**PROJECT BUDGET**

**REVENUE BREAKDOWN**

REVENUE SOURCES					SALES TAX	TOTAL
PRIOR BDGTS					185,000	185,000
PRIOR EXP					55,138	55,138
BUDGET C/O					129,862	129,862
2018-2019						0
2019-2020						0
2020-2021						0
2021-2022						0
2022-2023						0
Future Funding						0
<b>TOTAL COST</b>					185,000	185,000

**EXPENDITURE BREAKDOWN**

EXPENDITURE BREAKDOWN	ENGINEERING	TESTING	LAND ACQUISITION	CONSTRUCTION	OTHER	TOTAL
PRIOR BDGTS				185,000		185,000
2018-2019						0
2019-2020						0
2020-2021						0
2021-2022						0
2022-2023						0
Future Funding						0
<b>TOTAL COST</b>	0	0	0	185,000	0	185,000

**PROJECT SPECIFICATIONS**

**PROJECT DESCRIPTION:**  
Needed repairs to existing pump stations.

---

**PROJECT JUSTIFICATION:**  
The City has numerous pump stations and in lieu of having individual projects for making repairs to our pump stations this account is established.

---

**PROJECT PRIORITY:** A

**START DATE:** On Going      **EST TIME TO COMPLETE:** On Going

**OPERATING BUDGET EFFECT:**  
 NONE       N/A       SEE DETAIL

**SHEET A 2018-2019/2022-2023 CAPITAL IMPROVEMENTS PROGRAM**

<b>PROJECT TITLE:</b> Chatlain Lake Canal - Willow Glen to Hudson	<b>PROJECT CATEGORY:</b> Drainage
<b>PROJECT NUMBER:</b> 250604	<b>COUNCIL DISTRICT #</b> 3
<b>DIVISION:</b> Public Works	<b>DEPARTMENT:</b> Engineering

**PROJECT BUDGET**

**REVENUE BREAKDOWN**

REVENUE SOURCES	STATE FUNDS	SALES TAX	SALES TAX BONDS 2004	TOTAL
PRIOR BDGTS	1,890,000	434,320	680	2,325,000
PRIOR EXP	1,890,000	271,026	680	2,161,706
BUDGET C/O	0	163,294	0	163,294
2018-2019				0
2019-2020				0
2020-2021				0
2021-2022				0
2022-2023				0
Future Funding				0
<b>TOTAL COST</b>	<b>1,890,000</b>	<b>434,320</b>	<b>680</b>	<b>2,325,000</b>

**EXPENDITURE BREAKDOWN**

EXPENDITURE BREAKDOWN	ENGINEERING	TESTING	LAND ACQUISITION	CONSTRUCTION	OTHER	TOTAL
PRIOR BDGTS	140,000		95,000	2,090,000		2,325,000
2018-2019						0
2019-2020						0
2020-2021						0
2021-2022						0
2022-2023						0
Future Funding						0
<b>TOTAL COST</b>	<b>140,000</b>	<b>0</b>	<b>95,000</b>	<b>2,090,000</b>	<b>0</b>	<b>2,325,000</b>

**PROJECT SPECIFICATIONS**

**PROJECT DESCRIPTION:**

Improve existing earthen channel by extending concrete-lining.

**PROJECT JUSTIFICATION:**

South Alexandria experiences flooding along the drainage way. Improvements are needed to allow greater volumes of water flow.

**PROJECT PRIORITY:**

A

**START DATE:** 2019

**EST TIME TO COMPLETE:** Two Months

**OPERATING BUDGET EFFECT:**

NONE

N/A

SEE DETAIL

**SHEET A 2018-2019/2022-2023 CAPITAL IMPROVEMENTS PROGRAM**

<b>PROJECT TITLE:</b> Red River Levee Certification	<b>PROJECT CATEGORY:</b> Drainage
<b>PROJECT NUMBER:</b> 251003	<b>COUNCIL DISTRICT #</b> 2
<b>DIVISION:</b> Public Works	<b>DEPARTMENT:</b> Engineering

**PROJECT BUDGET**

**REVENUE BREAKDOWN**

REVENUE SOURCES					SALES TAX	TOTAL
PRIOR BDGTS					300,000	300,000
PRIOR EXP					264,716	264,716
BUDGET C/O					35,284	35,284
2018-2019						0
2019-2020						0
2020-2021						0
2021-2022						0
2022-2023						0
Future Funding						0
<b>TOTAL COST</b>					300,000	300,000

**EXPENDITURE BREAKDOWN**

EXPENDITURE BREAKDOWN	ENGINEERING	TESTING	LAND ACQUISITION	CONSTRUCTION	OTHER	TOTAL
PRIOR BDGTS					300,000	300,000
2018-2019						0
2019-2020						0
2020-2021						0
2021-2022						0
2022-2023						0
Future Funding						0
<b>TOTAL COST</b>	0	0	0	0	300,000	300,000

**PROJECT SPECIFICATIONS**

**PROJECT DESCRIPTION:**

Certification of Red River Levee in cooperation with the Red River, Atchafalaya, and Bayou Bouef Levee and Drainage District(RRABB).

**PROJECT JUSTIFICATION:**

Due to flood hazard remapping efforts by the Federal Emergency Management Agency (FEMA), the Red River Levee was not certified by the US Army Corps of Engineers and accredited by FEMA because of issues with sand boils in close proximity to the levee. As this de-accreditation would have a significant negative economic impact within the City and Parish, the City will enter into a cooperative endeavor agreement with RRABB to secure certification and accreditation.

**PROJECT PRIORITY:**

A

**START DATE:**

N/A

**EST TIME TO COMPLETE:** N/A

**OPERATING BUDGET EFFECT:**

X NONE

N/A

SEE DETAIL

**SHEET A 2018-2019/2022-2023 CAPITAL IMPROVEMENTS PROGRAM**

<b>PROJECT TITLE:</b> Masonic Drive RCB Extension	<b>PROJECT CATEGORY:</b> Drainage
<b>PROJECT NUMBER:</b> 251103	<b>COUNCIL DISTRICT #</b> 4
<b>DIVISION:</b> Public Works	<b>DEPARTMENT:</b> Engineering

**PROJECT BUDGET**

**REVENUE BREAKDOWN**

REVENUE SOURCES	STATE FUNDS	SALES TAX	TOTAL
PRIOR BDGTS	1,614,000	200,000	1,814,000
PRIOR EXP			0
BUDGET C/O	1,614,000	200,000	1,814,000
2018-2019			0
2019-2020			0
2020-2021			0
2021-2022			0
2022-2023			0
Future Funding			0
<b>TOTAL COST</b>	1,614,000	200,000	1,814,000

**EXPENDITURE BREAKDOWN**

EXPENDITURE BREAKDOWN	ENGINEERING	TESTING	LAND ACQUISITION	CONSTRUCTION	OTHER	TOTAL
PRIOR BDGTS	200,000			1,614,000		1,814,000
2018-2019						0
2019-2020						0
2020-2021						0
2021-2022						0
2022-2023						0
Future Funding						0
<b>TOTAL COST</b>	200,000	0	0	1,614,000	0	1,814,000

**PROJECT SPECIFICATIONS**

<b>PROJECT DESCRIPTION:</b> Construction of Box Culvert under Masonic Drive.	
<b>PROJECT JUSTIFICATION:</b> Decrease flooding of Shirley Park, Nutley Grove, and Cypress Addition Subdivision.	
<b>PROJECT PRIORITY:</b>	A
<b>START DATE:</b> N/A	<b>EST TIME TO COMPLETE:</b> N/A
<b>OPERATING BUDGET EFFECT:</b>	
<input checked="" type="checkbox"/> NONE	<input type="checkbox"/> N/A
<input type="checkbox"/> SEE DETAIL	

**SHEET A 2018-2019/2022-2023 CAPITAL IMPROVEMENTS PROGRAM**

<b>PROJECT TITLE:</b> Tangent Rail RCB	<b>PROJECT CATEGORY:</b> Drainage
<b>PROJECT NUMBER:</b> 251104	<b>COUNCIL DISTRICT #</b> 3
<b>DIVISION:</b> Public Works	<b>DEPARTMENT:</b> Engineering

**PROJECT BUDGET**

**REVENUE BREAKDOWN**

REVENUE SOURCES					PROPERTY TAX 2008	TOTAL
PRIOR BDGTS					850,000	850,000
PRIOR EXP					285,638	285,638
BUDGET C/O					564,362	564,362
2018-2019						0
2019-2020						0
2020-2021						0
2021-2022						0
2022-2023						0
Future Funding						0
<b>TOTAL COST</b>					850,000	850,000

**EXPENDITURE BREAKDOWN**

EXPENDITURE BREAKDOWN	ENGINEERING	TESTING	LAND ACQUISITION	CONSTRUCTION	OTHER	TOTAL
PRIOR BDGTS	150,000			700,000		850,000
2018-2019						0
2019-2020						0
2020-2021						0
2021-2022						0
2022-2023						0
Future Funding						0
<b>TOTAL COST</b>	150,000	0	0	700,000	0	850,000

**PROJECT SPECIFICATIONS**

**PROJECT DESCRIPTION:**

Replace existing 66" Corrugated Metal Pipe with double 9' by 9' Reinforced Concrete Box at railroad spur track at Durawood Plant within Hynson Bayou.

**PROJECT JUSTIFICATION:**

Alleviation of obstruction at this location and improvement of flow (hydraulic grade line) of Hynson Bayou, one of the City's major drainage outfalls.

**PROJECT PRIORITY:**

A

**START DATE:** 2019

**EST TIME TO COMPLETE:** 1 Year

**OPERATING BUDGET EFFECT:**

NONE

N/A

SEE DETAIL

**SHEET A 2018-2019/2022-2023 CAPITAL IMPROVEMENTS PROGRAM**

<b>PROJECT TITLE:</b> Martin Park/Airview Terrace Street & Drainage	<b>PROJECT CATEGORY:</b> Drainage
<b>PROJECT NUMBER:</b> 251105	<b>COUNCIL DISTRICT #</b> 2
<b>DIVISION:</b> Public Works	<b>DEPARTMENT:</b> Engineering

**PROJECT BUDGET**

**REVENUE BREAKDOWN**

REVENUE SOURCES					PROPERTY TAX 2008	TOTAL
PRIOR BDGTS					999,382	999,382
PRIOR EXP						0
BUDGET C/O					999,382	999,382
2018-2019						0
2019-2020						0
2020-2021						0
2021-2022						0
2022-2023						0
Future Funding						0
<b>TOTAL COST</b>					0	999,382

**EXPENDITURE BREAKDOWN**

EXPENDITURE BREAKDOWN	ENGINEERING	TESTING	LAND ACQUISITION	CONSTRUCTION	OTHER	TOTAL
PRIOR BDGTS				999,382		999,382
2018-2019						0
2019-2020						0
2020-2021						0
2021-2022						0
2022-2023						0
Future Funding						0
<b>TOTAL COST</b>	0	0	0	999,382	0	999,382

**PROJECT SPECIFICATIONS**

**PROJECT DESCRIPTION:**

Provide relief structures through existing at rear of Martin Park Subdivision, and replacement of deteriorated corrugated metal pipe within drainage easement between Martin Park and Airview Terrace subdivisions.

**PROJECT JUSTIFICATION:**

Help prevent home flooding in the area of Spencer Street.

**PROJECT PRIORITY:**

A

**START DATE:** 2019

**EST TIME TO COMPLETE:** 2 Years

**OPERATING BUDGET EFFECT:**

NONE

N/A

SEE DETAIL

**SHEET A 2018-2019/2022-2023 CAPITAL IMPROVEMENTS PROGRAM**

<b>PROJECT TITLE:</b> Citywide Drainage Improvements	<b>PROJECT CATEGORY:</b> Drainage
<b>PROJECT NUMBER:</b> 251301	<b>COUNCIL DISTRICT #</b> N/A
<b>DIVISION:</b> Public Works	<b>DEPARTMENT:</b> Engineering

**PROJECT BUDGET**

**REVENUE BREAKDOWN**

REVENUE SOURCES				LIMITED TAX BONDS 2008	SALES TAX	TOTAL
PRIOR BDGTS				247,164	152,836	400,000
PRIOR EXP				247,164	62,413	309,577
BUDGET C/O				0	90,423	90,423
2018-2019						0
2019-2020						0
2020-2021						0
2021-2022						0
2022-2023						0
Future Funding						0
<b>TOTAL COST</b>				247,164	152,836	400,000

**EXPENDITURE BREAKDOWN**

EXPENDITURE BREAKDOWN	ENGINEERING	TESTING	LAND ACQUISITION	CONSTRUCTION	OTHER	TOTAL
PRIOR BDGTS					400,000	400,000
2018-2019						0
2019-2020						0
2020-2021						0
2021-2022						0
2022-2023						0
Future Funding						0
<b>TOTAL COST</b>	0	0	0	0	400,000	400,000

**PROJECT SPECIFICATIONS**

**PROJECT DESCRIPTION:**  
Cleaning, grubbing, and repairing as needed major components of the drainage system in the City.

---

**PROJECT JUSTIFICATION:**  
Heavy rains have produced flooding recently in some areas of the City, making it imperative that the existing drainage components operate efficiently.

---

**PROJECT PRIORITY:** A

**START DATE:** Ongoing      **EST TIME TO COMPLETE:** Ongoing

**OPERATING BUDGET EFFECT:**  
 NONE       N/A       SEE DETAIL

**SHEET A 2018-2019/2022-2023 CAPITAL IMPROVEMENTS PROGRAM**

<b>PROJECT TITLE:</b> Culpepper Drainage Improvement	<b>PROJECT CATEGORY:</b> Drainage
<b>PROJECT NUMBER:</b> 251401	<b>COUNCIL DISTRICT #</b> 2
<b>DIVISION:</b> Public Works	<b>DEPARTMENT:</b> Engineering

**PROJECT BUDGET**

**REVENUE BREAKDOWN**

REVENUE SOURCES	PROPERTY TAX 2008	SALES TAX	TOTAL
PRIOR BDGTS	846,547	426,453	1,273,000
PRIOR EXP	841,702	368,899	1,210,601
BUDGET C/O	4,845	57,554	62,399
2018-2019			0
2019-2020			0
2020-2021			0
2021-2022			0
2022-2023			0
Future Funding			0
<b>TOTAL COST</b>	<b>846,547</b>	<b>426,453</b>	<b>1,273,000</b>

**EXPENDITURE BREAKDOWN**

EXPENDITURE BREAKDOWN	ENGINEERING	TESTING	LAND ACQUISITION	CONSTRUCTION	OTHER	TOTAL
PRIOR BDGTS				1,273,000		1,273,000
2018-2019						0
2019-2020						0
2020-2021						0
2021-2022						0
2022-2023						0
Future Funding						0
<b>TOTAL COST</b>	<b>0</b>	<b>0</b>	<b>0</b>	<b>1,273,000</b>	<b>0</b>	<b>1,273,000</b>

**PROJECT SPECIFICATIONS**

**PROJECT DESCRIPTION:**  
Placement of subsurface drainage and sidewalks along with closure of existing ditches on Culpepper Road.

---

**PROJECT JUSTIFICATION:**  
Construction of sidewalks and closure of ditches will improve safety for pedestrian traffic.

---

**PROJECT PRIORITY:** A

**START DATE:** 2016      **EST TIME TO COMPLETE:** 2 Years

**OPERATING BUDGET EFFECT:**

NONE     
  N/A     
  SEE DETAIL

**SHEET A 2018-2019/2022-2023 CAPITAL IMPROVEMENTS PROGRAM**

<b>PROJECT TITLE:</b> Woodale Outfall/ Railrd Ave Ph 4	<b>PROJECT CATEGORY:</b> Drainage
<b>PROJECT NUMBER:</b> 251701	<b>COUNCIL DISTRICT #</b> 1
<b>DIVISION:</b> Public Works	<b>DEPARTMENT:</b> Engineering

**PROJECT BUDGET**

**REVENUE BREAKDOWN**

REVENUE SOURCES					PROPERTY TAX 2008	TOTAL
PRIOR BDGTS					1,350,000	1,350,000
PRIOR EXP					31,566	31,566
BUDGET C/O					1,318,434	1,318,434
2018-2019						0
2019-2020						0
2020-2021						0
2021-2022						0
2022-2023						0
Future Funding						0
<b>TOTAL COST</b>						1,350,000

**EXPENDITURE BREAKDOWN**

EXPENDITURE BREAKDOWN	ENGINEERING	TESTING	LAND ACQUISITION	CONSTRUCTION	OTHER	TOTAL
PRIOR BDGTS					1,350,000	1,350,000
2018-2019						0
2019-2020						0
2020-2021						0
2021-2022						0
2022-2023						0
Future Funding						0
<b>TOTAL COST</b>	0	0	0	0	1,350,000	1,350,000

**PROJECT SPECIFICATIONS**

**PROJECT DESCRIPTION:**

Final phase to provide outfall for Woodale Drainage Improvements constructed in 2007. This will consist of installation of a double line of reinforced concrete box culverts at the end of the Sycamore Grove Subdivision parallel with the Union Pacific Railroad.

**PROJECT JUSTIFICATION:**

This will provide the hydraulic and hydrologic relief to the residential and commercial developments along Enterprise Road and the North Bolton (LA 1) corridors comprising 175 acres.

**PROJECT PRIORITY:**

A

**START DATE:** 2018

**EST TIME TO COMPLETE:** 2 Years

**OPERATING BUDGET EFFECT:**

NONE

N/A

SEE DETAIL



**SHEET A 2018-2019/2022-2023 CAPITAL IMPROVEMENTS PROGRAM**

<b>PROJECT TITLE:</b> Rapides Avenue RCB Repair	<b>PROJECT CATEGORY:</b> Drainage
<b>PROJECT NUMBER:</b> 251703	<b>COUNCIL DISTRICT #</b> 1
<b>DIVISION:</b> Public Works	<b>DEPARTMENT:</b> Engineering

**PROJECT BUDGET  
REVENUE BREAKDOWN**

REVENUE SOURCES					PROPERTY TAX 2008	TOTAL
PRIOR BDGTS					450,000	450,000
PRIOR EXP					1,600	1,600
BUDGET C/O					448,400	448,400
2018-2019						0
2019-2020						0
2020-2021						0
2021-2022						0
2022-2023						0
Future Funding						0
<b>TOTAL COST</b>					0	450,000

**EXPENDITURE BREAKDOWN**

EXPENDITURE BREAKDOWN	ENGINEERING	TESTING	LAND ACQUISITION	CONSTRUCTION	OTHER	TOTAL
PRIOR BDGTS					450,000	450,000
2018-2019						0
2019-2020						0
2020-2021						0
2021-2022						0
2022-2023						0
Future Funding						0
<b>TOTAL COST</b>	0	0	0	0	450,000	450,000

**PROJECT SPECIFICATIONS**

**PROJECT DESCRIPTION:**

Repair of existing failed Reinforced Concrete Box Culvert (Outfall for Texas Avenue Drainage) and replacement of removed flood control gate into Bayou Rapides.

**PROJECT JUSTIFICATION:**

Existing RCB has failed and settlement of subsurface material is manifested in street surfacing. Replacement of flood control gate removed during construction of service crossing will provide additional protection to low lying areas of Bayou Rapides outfall (Texas Avenue).

**PROJECT PRIORITY:**

**START DATE:** 2018

A  
**EST TIME TO COMPLETE:** 1 month

**OPERATING BUDGET EFFECT:**

NONE       N/A       SEE DETAIL

**SHEET A 2018-2019/2022-2023 CAPITAL IMPROVEMENTS PROGRAM**

<b>PROJECT TITLE:</b> Choctaw Drive Drainage	<b>PROJECT CATEGORY:</b> Drainage
<b>PROJECT NUMBER:</b> 251704	<b>COUNCIL DISTRICT #</b> 4
<b>DIVISION:</b> Public Works	<b>DEPARTMENT:</b> Engineering

**PROJECT BUDGET  
REVENUE BREAKDOWN**

REVENUE SOURCES					SALES TAX	TOTAL
PRIOR BDGTS					145,000	145,000
PRIOR EXP					120,101	120,101
BUDGET C/O					24,899	24,899
2018-2019						0
2019-2020						0
2020-2021						0
2021-2022						0
2022-2023						0
Future Funding						0
<b>TOTAL COST</b>					0	145,000

**EXPENDITURE BREAKDOWN**

EXPENDITURE BREAKDOWN	ENGINEERING	TESTING	LAND ACQUISITION	CONSTRUCTION	OTHER	TOTAL
PRIOR BDGTS					145,000	145,000
2018-2019						0
2019-2020						0
2020-2021						0
2021-2022						0
2022-2023						0
Future Funding						0
<b>TOTAL COST</b>	0	0	0	0	145,000	145,000

**PROJECT SPECIFICATIONS**

**PROJECT DESCRIPTION:**

Extension of existing subsurface drainage system and addition of catch basins in order to reduce street flooding.

**PROJECT JUSTIFICATION:**

Existing stormwater drainage system is inadequate to provide surface collection of stormwater runoff. Additional system will alleviate street flooding during design rainfall events.

**PROJECT PRIORITY:**

**START DATE:** 2018

A  
**EST TIME TO COMPLETE:** 1 Year

**OPERATING BUDGET EFFECT:**

X NONE

N/A

SEE DETAIL

**SHEET A 2018-2019/2022-2023 CAPITAL IMPROVEMENTS PROGRAM**

<b>PROJECT TITLE:</b> Mall Ditch Improvements	<b>PROJECT CATEGORY:</b> Drainage
<b>PROJECT NUMBER:</b> 251801	<b>COUNCIL DISTRICT #</b> 4
<b>DIVISION:</b> Public Works	<b>DEPARTMENT:</b> Engineering

**PROJECT BUDGET**

**REVENUE BREAKDOWN**

REVENUE SOURCES				PROPERTY TAX 2008	SALES TAX	TOTAL
PRIOR BDGTS				325,000		325,000
PRIOR EXP						0
BUDGET C/O				325,000		325,000
2018-2019						0
2019-2020					500,000	500,000
2020-2021					500,000	500,000
2021-2022						0
2022-2023						0
Future Funding						0
<b>TOTAL COST</b>					0	1,325,000

**EXPENDITURE BREAKDOWN**

EXPENDITURE BREAKDOWN	ENGINEERING	TESTING	LAND ACQUISITION	CONSTRUCTION	OTHER	TOTAL
PRIOR BDGTS				325,000		325,000
2018-2019						0
2019-2020				500,000		500,000
2020-2021				500,000		500,000
2021-2022						0
2022-2023						0
Future Funding						0
<b>TOTAL COST</b>	0	0	0	1,325,000	0	1,325,000

**PROJECT SPECIFICATIONS**

**PROJECT DESCRIPTION:**  
Construct concrete-lined vertical wall ditch to replace existing earthen ditch that is undergoing severe erosion.

**PROJECT JUSTIFICATION:**  
This will eliminate the existing unsightly and labor intensive open channel. Continued erosion of the slope will have negative impacts on the adjoining property owners with loss of improvements and property.

**PROJECT PRIORITY:** A

**START DATE:** 2019      **EST TIME TO COMPLETE:** 1 Year

**OPERATING BUDGET EFFECT:**  
 NONE       N/A       SEE DETAIL

**SHEET A 2018-2019/2022-2023 CAPITAL IMPROVEMENTS PROGRAM**

<b>PROJECT TITLE:</b> Hwy 28 West Drainage Canal	<b>PROJECT CATEGORY:</b> Drainage
<b>PROJECT NUMBER:</b> 251802	<b>COUNCIL DISTRICT #</b> 1,5
<b>DIVISION:</b> Public Works	<b>DEPARTMENT:</b> Engineering

**PROJECT BUDGET**

**REVENUE BREAKDOWN**

REVENUE SOURCES					SALES TAX	TOTAL
PRIOR BDGTS					150,000	150,000
PRIOR EXP						0
BUDGET C/O					150,000	150,000
2018-2019						0
2019-2020					775,000	775,000
2020-2021						0
2021-2022						0
2022-2023						0
Future Funding						0
<b>TOTAL COST</b>					775,000	925,000

**EXPENDITURE BREAKDOWN**

EXPENDITURE BREAKDOWN	ENGINEERING	TESTING	LAND ACQUISITION	CONSTRUCTION	OTHER	TOTAL
PRIOR BDGTS				150,000		150,000
2018-2019						0
2019-2020				775,000		775,000
2020-2021						0
2021-2022						0
2022-2023						0
Future Funding						0
<b>TOTAL COST</b>	0	0	0	925,000	0	925,000

**PROJECT SPECIFICATIONS**

**PROJECT DESCRIPTION:**

Construction of an earthen ditch approximately 8,000 feet long, varying in width from 8' to 20' and in depth from 6' to 14'. It will proceed from The Meadows to the Diversion Canal.

**PROJECT JUSTIFICATION:**

This will provide outfall for the development of roughly 330 acres for residential and commercial use.

**PROJECT PRIORITY:**

**START DATE:** 2019

**EST TIME TO COMPLETE:** 1 Year A

**OPERATING BUDGET EFFECT:**

NONE       N/A       SEE DETAIL



## E. STREETS

2018-2019/2022-2023 CAPITAL IMPROVEMENTS BUDGET

TABLE OF CONTENTS

STREETS

		<b>PAGE</b>
268823	Street, Drainage, Sidewalk Repairs .....	66
269007	Sugarhouse Road - Phase 1 .....	67
269801	Jackson St at Horseshoe Drive .....	68
260407	Street Repairs .....	69
260507	Aerial Photography .....	70
260604	North Mall-North to Sterkx .....	71
260608	Land Acquisitions .....	72
261002	Traffic Signals Renovations .....	73
261203	Masonic Corridor Ph 2 .....	74
261302	Directional Signage & Striping .....	75
261304	MPO Versailles Lighting .....	76
261501	Hudson Bridge Chatlain Canal .....	77
261602	MPO Panel Replacement .....	78
261603	Industrial Park Road Reconstruction .....	79
261604	Cloverleaf Boulevard Extension .....	80
261701	City Park Bridge Repairs .....	81
261702	Horseshoe Drive Improvements .....	82
261801	N. 16th Street Bridge Replacement .....	83
261802	Pitts St/Broadway to Applewhite .....	84
261901	MacArthur @ Jackson .....	85

2018-2019

**COMBINED CAPITAL PROJECTS  
SOURCES OF FUNDING SUMMARY**

**STREETS**

PROJECT IDENTIFICATION	SALES TAXES	AD VAL TAX- 14	AD VAL TAX- 18	FEDERAL FUNDS	OTHER FUNDS	UTILITY FUND	OTHER	TOTALS
Street, Drain, Sidewalk Repr	634,000		3,366,000					4,000,000
Street Improvements			50,000					50,000
Aerial Photography	15,000							15,000
Land Acquisitions	50,000							50,000
Directional Signage Imp	50,000							50,000
North 16th St Bridge Replacemnt	1,350,000							1,350,000
MacArthur @ Jackson			600,000					600,000
<b>Total Streets</b>	<b>2,099,000</b>	<b>0</b>	<b>4,016,000</b>	<b>0</b>	<b>0</b>	<b>0</b>	<b>0</b>	<b>6,115,000</b>

2018-2019

GENERAL CAPITAL PROJECTS  
FIVE YEAR CAPITAL PLAN

STREETS

PROJ #	PROJECT IDENTIFICATION	BUDGET C/O	FISCAL YEAR					TOTAL 5 YEAR	BEYOND 2023	TOTAL COST
			18-19	19-20	20-21	21-22	22-23			
268823	Street, Drainage, Sidewalk Repairs	2,314,606	4,000,000	375,000	375,000	375,000	375,000	5,500,000		7,814,606
269007	Sugarhouse Road - Phase 1	7,534,389						0	3,500,000	11,034,389
269801	Jackson St at Horseshoe Drive	129,750						0		0
260407	Street Repairs	133,892	50,000	50,000	50,000	50,000	50,000	250,000		383,892
260507	Aerial Photography	185,554	15,000	15,000	15,000	15,000	15,000	75,000		260,554
260604	North Mall-North to Sterlix	462,992						0	3,000,000	3,462,992
260608	Land Acquisitions	471,099	50,000		50,000			100,000		571,099
261002	Traffic Signals Renovations	371,962		25,000				25,000		396,962
261200	Masonic Corridor Ph 2	2,120,915						0		2,120,915
261302	Directional Signage & Striping	77,078	50,000	50,000	50,000	50,000	50,000	250,000		327,078
261304	MPO Versailles Lighting	245,542						0		245,542
261501	Hudson Bridge Chatlain Canal	835,542						0		0
261602	MPO Panel Replacement	3,237,413						0		3,237,413
261603	Industrial Park Road Reconstruction	646,215						0		646,215
261604	Cloverleaf Boulevard Extension	121,124						0		121,124
261701	City Park Bridge Repairs	27,115						0		27,115
261702	Horseshoe Drive Improvements	64,502						0		64,502
261801	N. 16th Street Bridge Replacement	350,000	1,350,000					1,350,000		1,700,000
261802	Pitts St/Broadway to Applewhite	645,000						0		645,000
261901	MacArthur Drive @ Jackson		600,000					600,000		600,000
<b>Total Streets</b>		<b>19,974,690</b>	<b>6,115,000</b>	<b>515,000</b>	<b>540,000</b>	<b>490,000</b>	<b>490,000</b>	<b>8,150,000</b>	<b>6,500,000</b>	<b>33,659,398</b>

- \* Project Number to be Assigned
- ⊗ New or Revised Projects
- Projects to be closed

**SHEET A 2018-2019/2022-2023 CAPITAL IMPROVEMENTS PROGRAM**

<b>PROJECT TITLE:</b> Street, Drainage, Sidewalk Repairs	<b>PROJECT CATEGORY:</b> Streets
<b>PROJECT NUMBER:</b> 268823	<b>COUNCIL DISTRICT #</b> All
<b>DIVISION:</b> Public Works	<b>DEPARTMENT:</b> Engineering

**PROJECT BUDGET**

**REVENUE BREAKDOWN**

REVENUE SOURCES	PROPERTY TAX - 2018	SALES TAX BONDS 2008	PROPERTY TAX - 2008	SALES TAX	SALES TAX BONDS	TOTAL
PRIOR BDGTS		1,334,273	724,400	5,181,372	469,245	7,709,290
PRIOR EXP		1,334,273	561,327	3,029,839	469,245	5,394,684
BUDGET C/O	0	0	163,073	2,151,533	0	2,314,606
2018-2019	3,366,000			634,000		4,000,000
2019-2020				375,000		375,000
2020-2021				375,000		375,000
2021-2022				375,000		375,000
2022-2023				375,000		375,000
Future Funding						0
<b>TOTAL COST</b>				7,315,372	0	13,209,290

**EXPENDITURE BREAKDOWN**

EXPENDITURE BREAKDOWN	ENGINEERING	TESTING	LAND ACQUISITION	CONSTRUCTION	OTHER	TOTAL
PRIOR BDGTS	183,000	27,500		7,462,790	36,000	7,709,290
2018-2019				4,000,000		4,000,000
2019-2020				375,000		375,000
2020-2021				375,000		375,000
2021-2022				375,000		375,000
2022-2023				375,000		375,000
Future Funding						0
<b>TOTAL COST</b>	183,000	27,500	0	12,962,790	36,000	13,209,290

**PROJECT SPECIFICATIONS**

**PROJECT DESCRIPTION:**  
Repairs to street, drainage and sidewalk infrastructure which have failed and need to be repaired.

---

**PROJECT JUSTIFICATION:**  
To alleviate deteriorated street conditions.

---

**PROJECT PRIORITY:** A

**START DATE:** On Going      **EST TIME TO COMPLETE:** As Needed

**OPERATING BUDGET EFFECT:**

NONE     
  N/A     
  SEE DETAIL

**SHEET A 2018-2019/2022-2023 CAPITAL IMPROVEMENTS PROGRAM**

<b>PROJECT TITLE:</b> Sugarhouse Road Phase 1	<b>PROJECT CATEGORY:</b> Streets
<b>PROJECT NUMBER:</b> 269007	<b>COUNCIL DISTRICT #</b> 3
<b>DIVISION:</b> Public Works	<b>DEPARTMENT:</b> Engineering

**PROJECT BUDGET**

**REVENUE BREAKDOWN**

REVENUE SOURCES	SALES TAX	STATE FUNDS	PROPERTY TAX 2008	UTILITY FUNDS	SALES TAX BONDS 2008	TOTAL
PRIOR BDGTS	1,604,291	7,200,000	1,487,656	953,713	1,569,376	12,815,036
PRIOR EXP	1,510,269		1,487,656	713,346	1,569,376	5,280,647
BUDGET C/O	94,022	7,200,000	0	240,367	0	7,534,389
2018-2019						0
2019-2020						0
2020-2021						0
2021-2022						0
2022-2023						0
Future Funding	700,000	2,800,000				3,500,000
<b>TOTAL COST</b>	<b>2,304,291</b>	<b>10,000,000</b>	<b>1,487,656</b>	<b>953,713</b>	<b>0</b>	<b>16,315,036</b>

**EXPENDITURE BREAKDOWN**

EXPENDITURE BREAKDOWN	ENGINEERING	TESTING	LAND ACQUISITION	CONSTRUCTION	OTHER	TOTAL
PRIOR BDGTS	457,903	7,863	624,796	11,625,710	98,764	12,815,036
2018-2019						0
2019-2020						0
2020-2021						0
2021-2022						0
2022-2023						0
Future Funding				3,500,000		3,500,000
<b>TOTAL COST</b>	<b>457,903</b>	<b>7,863</b>	<b>624,796</b>	<b>15,125,710</b>	<b>98,764</b>	<b>16,315,036</b>

**PROJECT SPECIFICATIONS**

**PROJECT DESCRIPTION:**

Construct two traffic lanes measuring 12' wide with 10' and 8' shoulders along with necessary street and drainage appurtenances from the relocation of New York Ave. (La. 1208-1) along Sugarhouse Road towards Bayou Hynson approximately 1100 linear feet past Lincoln Road.

**PROJECT JUSTIFICATION:**

Drainage improvements are needed to accommodate the required drainage for the relocation of New York Ave. (La. 1208-1) since our existing drainage facilities will be unable to handle the increased design flow from La 1208-1 to Bayou Hynson. The Master Street Plan indicates a proposed street improvement connecting MacArthur Drive To La. Highway 1. By implementing the Master Street Plan we will not only construct a proposed street improvement but also construct drainage improvements which are shown on the Master Drainage Plan.

**PROJECT PRIORITY:**

A

**START DATE:** 2019

**EST TIME TO COMPLETE:** 1 Year

**OPERATING BUDGET EFFECT:**

NONE

N/A

SEE DETAIL

**SHEET A 2018-2019/2022-2023 CAPITAL IMPROVEMENTS PROGRAM**

<b>PROJECT TITLE:</b> Jackson Street at Horseshoe Drive	<b>PROJECT CATEGORY:</b> Streets
<b>PROJECT NUMBER:</b> 269801	<b>COUNCIL DISTRICT #</b> 4 & 5
<b>DIVISION:</b> Public Works	<b>DEPARTMENT:</b> Engineering

**PROJECT BUDGET**

**REVENUE BREAKDOWN**

REVENUE SOURCES				SALES TAX	FEDERAL FUNDS	TOTAL
PRIOR BDGTS				727,000		727,000
PRIOR EXP				597,250		597,250
BUDGET C/O				129,750		129,750
2018-2019						0
2019-2020						0
2020-2021						0
2021-2022						0
2022-2023						0
Future Funding						0
<b>TOTAL COST</b>				204,500	0	727,000

**EXPENDITURE BREAKDOWN**

EXPENDITURE BREAKDOWN	ENGINEERING	TESTING	LAND ACQUISITION	CONSTRUCTION	OTHER	TOTAL
PRIOR BDGTS	126,000	3,500	180,500	402,000	15,000	727,000
2018-2019						0
2019-2020						0
2020-2021						0
2021-2022						0
2022-2023						0
Future Funding						0
<b>TOTAL COST</b>	126,000	3,500	180,500	402,000	15,000	727,000

**PROJECT SPECIFICATIONS**

**PROJECT DESCRIPTION:**  
Installation of 8" concrete pavement with curb, reinforce concrete pipe, catch basins, traffic control devices and all required street and drainage appurtenances at the intersection of Jackson Street and Horseshoe Drive.

**PROJECT JUSTIFICATION:**  
Reconstruct the intersection of Jackson Street and Horseshoe Drive due to increase traffic flow. Horseshoe Drive to be widen from two lanes to three lanes, Twin Bridges Road from two lanes to three lanes, Jackson Street from four lanes to five lanes and Lodi Road from two lanes to four lanes.

**PROJECT PRIORITY:** A

**START DATE:** 2019      **EST TIME TO COMPLETE:** 1 Year

**OPERATING BUDGET EFFECT:**  
 NONE       N/A       SEE DETAIL

**SHEET A 2018-2019/2022-2023 CAPITAL IMPROVEMENTS PROGRAM**

<b>PROJECT TITLE:</b> Street Improvements & Repair	<b>PROJECT CATEGORY:</b> Streets
<b>PROJECT NUMBER:</b> 260407	<b>COUNCIL DISTRICT #</b> All
<b>DIVISION:</b> Public Works	<b>DEPARTMENT:</b> Engineering

**PROJECT BUDGET**

**REVENUE BREAKDOWN**

REVENUE SOURCES	SALES TAX	SALES TAX BONDS 2008	LIMITED TAX BONDS 2008	PROPERTY TAX 2008	PROPERTY TAX 2003	TOTAL
PRIOR BDGTS	158,559	244,854	986,508	734,141	2,883,070	5,007,132
PRIOR EXP	134,200	244,854	986,508	624,608	2,883,070	4,873,240
BUDGET C/O	24,359	0	0	109,533	0	133,892
2018-2019				50,000		50,000
2019-2020	50,000					50,000
2020-2021	50,000					50,000
2021-2022	50,000					50,000
2022-2023	50,000					50,000
Future Funding						0
<b>TOTAL COST</b>	<b>358,559</b>	<b>244,854</b>	<b>986,508</b>	<b>784,141</b>	<b>0</b>	<b>5,257,132</b>

**EXPENDITURE BREAKDOWN**

EXPENDITURE BREAKDOWN	ENGINEERING	TESTING	LAND ACQUISITION	CONSTRUCTION	OTHER	TOTAL
PRIOR BDGTS	100,000			4,907,132		5,007,132
2018-2019				50,000		50,000
2019-2020				50,000		50,000
2020-2021				50,000		50,000
2021-2022				50,000		50,000
2022-2023				50,000		50,000
Future Funding						0
<b>TOTAL COST</b>	<b>100,000</b>	<b>0</b>	<b>0</b>	<b>5,157,132</b>	<b>0</b>	<b>5,257,132</b>

**PROJECT SPECIFICATIONS**

**PROJECT DESCRIPTION:**  
Repair streets though out City.

---

**PROJECT JUSTIFICATION:**  
There are numerous streets that have failed concrete pavement which needs to be repaired. The 2003 Property Tax call includes funds that can be made available to assist in repairing streets.

---

**PROJECT PRIORITY:** A

**START DATE:** Ongoing      **EST TIME TO COMPLETE:** Ongoing

**OPERATING BUDGET EFFECT:**  
 NONE       N/A       SEE DETAIL

**SHEET A 2018-2019/2022-2023 CAPITAL IMPROVEMENTS PROGRAM**

<b>PROJECT TITLE:</b> Aerial Photography	<b>PROJECT CATEGORY:</b> Streets
<b>PROJECT NUMBER:</b> 260507	<b>COUNCIL DISTRICT #</b> All
<b>DIVISION:</b> Public Works	<b>DEPARTMENT:</b> Engineering

**PROJECT BUDGET**

**REVENUE BREAKDOWN**

REVENUE SOURCES					SALES TAX	TOTAL
PRIOR BDGTS					320,000	320,000
PRIOR EXP					134,446	134,446
BUDGET C/O					185,554	185,554
2018-2019					15,000	15,000
2019-2020					15,000	15,000
2020-2021					15,000	15,000
2021-2022					15,000	15,000
2022-2023					15,000	15,000
Future Funding						0
<b>TOTAL COST</b>					185,554	395,000

**EXPENDITURE BREAKDOWN**

EXPENDITURE BREAKDOWN	ENGINEERING	TESTING	LAND ACQUISITION	CONSTRUCTION	OTHER	TOTAL
PRIOR BDGTS					320,000	320,000
2018-2019					15,000	15,000
2019-2020					15,000	15,000
2020-2021					15,000	15,000
2021-2022					15,000	15,000
2022-2023					15,000	15,000
Future Funding						0
<b>TOTAL COST</b>					395,000	395,000

**PROJECT SPECIFICATIONS**

**PROJECT DESCRIPTION:**  
Aerial photos of the City in computer files.

---

**PROJECT JUSTIFICATION:**  
The City is involved with numerous Capital Projects. The use of current aerial photos, in computer files, assist the City in determining the scope of proposed projects and a visual map that provides the concept of the proposed improvements before the project is actually designed.

---

**PROJECT PRIORITY:** A

**START DATE:** On Going      **EST TIME TO COMPLETE:** On Going

**OPERATING BUDGET EFFECT:**

NONE     
  N/A     
  SEE DETAIL

**SHEET A 2018-2019/2022-2023 CAPITAL IMPROVEMENTS PROGRAM**

<b>PROJECT TITLE:</b> North Mall - North Boulevard to Sterkx Road	<b>PROJECT CATEGORY:</b> Streets
<b>PROJECT NUMBER:</b> 260604	<b>COUNCIL DISTRICT #</b> 2
<b>DIVISION:</b> Public Works	<b>DEPARTMENT:</b> Engineering

**PROJECT BUDGET**

**REVENUE BREAKDOWN**

REVENUE SOURCES	PROPERTY TAX 2008	SALES TAX BONDS 2008	UTILITY FUNDS	SALES TAX	SALES TAX BONDS 2004	TOTAL
PRIOR BDGTS	137,760	12,240		657,132	2,868	810,000
PRIOR EXP		12,240		331,900	2,868	347,008
BUDGET C/O	137,760	0		325,232	0	462,992
2018-2019						0
2019-2020						0
2020-2021						0
2021-2022						0
2022-2023						0
Future Funding	3,000,000					3,000,000
<b>TOTAL COST</b>	<b>3,137,760</b>	<b>12,240</b>	<b>0</b>	<b>657,132</b>	<b>0</b>	<b>3,810,000</b>

**EXPENDITURE BREAKDOWN**

EXPENDITURE BREAKDOWN	ENGINEERING	TESTING	LAND ACQUISITION	CONSTRUCTION	OTHER	TOTAL
PRIOR BDGTS	385,000		425,000			810,000
2018-2019						0
2019-2020						0
2020-2021						0
2021-2022						0
2022-2023						0
Future Funding				3,000,000		3,000,000
<b>TOTAL COST</b>	<b>385,000</b>	<b>0</b>	<b>425,000</b>	<b>3,000,000</b>	<b>0</b>	<b>3,810,000</b>

**PROJECT SPECIFICATIONS**

**PROJECT DESCRIPTION:**  
Widen North Mall Drive from Sterkx Road to North Boulevard by adding additional travel lanes and improved radii.

---

**PROJECT JUSTIFICATION:**  
The traffic from I-49 to the mall and area businesses has increased. North Mall from Lee Street to Sterkx Road is under construction to widen to improve the flow of traffic.

---

**PROJECT PRIORITY:** A

**START DATE:** 2019      **EST TIME TO COMPLETE:** Six Months

**OPERATING BUDGET EFFECT:**

NONE     
  N/A     
  SEE DETAIL

**SHEET A 2018-2019/2022-2023 CAPITAL IMPROVEMENTS PROGRAM**

<b>PROJECT TITLE:</b> Land Acquisitions	<b>PROJECT CATEGORY:</b> Streets
<b>PROJECT NUMBER:</b> 260608	<b>COUNCIL DISTRICT #</b> All
<b>DIVISION:</b> Public Works	<b>DEPARTMENT:</b> Engineering

**PROJECT BUDGET  
REVENUE BREAKDOWN**

REVENUE SOURCES					SALES TAX	TOTAL
PRIOR BDGTS					1,114,000	1,114,000
PRIOR EXP					642,901	642,901
BUDGET C/O					471,099	471,099
2018-2019					50,000	50,000
2019-2020						0
2020-2021					50,000	50,000
2021-2022						0
2022-2023						0
Future Funding						0
<b>TOTAL COST</b>					<b>471,099</b>	<b>1,214,000</b>

**EXPENDITURE BREAKDOWN**

EXPENDITURE BREAKDOWN	ENGINEERING	TESTING	LAND ACQUISITION	CONSTRUCTION	OTHER	TOTAL
PRIOR BDGTS			1,114,000			1,114,000
2018-2019			50,000			50,000
2019-2020						0
2020-2021			50,000			50,000
2021-2022						0
2022-2023						0
Future Funding						
<b>TOTAL COST</b>			<b>1,214,000</b>			<b>1,214,000</b>

**PROJECT SPECIFICATIONS**

**PROJECT DESCRIPTION:**  
Purchase right-of-way for various City projects.

---

**PROJECT JUSTIFICATION:**  
With construction of new projects and improvements to existing infrastructure, these funds can be readily accessible to aid in speeding the design and construction of these improvements.

---

**PROJECT PRIORITY:** A

**START DATE:** Ongoing      **EST TIME TO COMPLETE:** Ongoing

**OPERATING BUDGET EFFECT:**

NONE     
  N/A     
  SEE DETAIL

**SHEET A 2018-2019/2022-2023 CAPITAL IMPROVEMENTS PROGRAM**

<b>PROJECT TITLE:</b> Traffic Signal Renovations	<b>PROJECT CATEGORY:</b> Streets
<b>PROJECT NUMBER:</b> 261002	<b>COUNCIL DISTRICT #</b> All
<b>DIVISION:</b> Public Works	<b>DEPARTMENT:</b> Engineering

**PROJECT BUDGET  
REVENUE BREAKDOWN**

REVENUE SOURCES					SALES TAX	TOTAL
PRIOR BDGTS					651,700	651,700
PRIOR EXP					279,738	279,738
BUDGET C/O					371,962	371,962
2018-2019						0
2019-2020					25,000	25,000
2020-2021						0
2021-2022						0
2022-2023						0
Future Funding						0
<b>TOTAL COST</b>					<b>371,962</b>	<b>676,700</b>

**EXPENDITURE BREAKDOWN**

EXPENDITURE BREAKDOWN	ENGINEERING	TESTING	LAND ACQUISITION	CONSTRUCTION	OTHER	TOTAL
PRIOR BDGTS					651,700	651,700
2018-2019						0
2019-2020					25,000	25,000
2020-2021						0
2021-2022						0
2022-2023						0
Future Funding						0
<b>TOTAL COST</b>					<b>676,700</b>	<b>676,700</b>

**PROJECT SPECIFICATIONS**

**PROJECT DESCRIPTION:**

Renovate traffic signals with controllers, LEDs, cameras, and other related traffic control devices.

**PROJECT JUSTIFICATION:**

Many of existing signal controllers are in need of updating. The LED retrofit will save on maintenance labor as well as energy use. The cameras replace troublesome ground loops as traffic detectors.

**PROJECT PRIORITY:**

A

**START DATE:** Ongoing

**EST TIME TO COMPLETE:** Ongoing

**OPERATING BUDGET EFFECT:**

NONE

N/A

SEE DETAIL

**SHEET A 2018-2019/2022-2023 CAPITAL IMPROVEMENTS PROGRAM**

<b>PROJECT TITLE:</b> Masonic Drive Corridor Improvements Ph 2	<b>PROJECT CATEGORY:</b> Streets
<b>PROJECT NUMBER:</b> 261203	<b>COUNCIL DISTRICT #</b> 4
<b>DIVISION:</b> Public Works	<b>DEPARTMENT:</b> Engineering

**PROJECT BUDGET**

**REVENUE BREAKDOWN**

REVENUE SOURCES	STATE FUNDS	SALES TAX BONDS 2008	SALES TAX	TOTAL
PRIOR BDGTS	1,796,600	9,000	481,000	2,286,600
PRIOR EXP		9,000	156,685	165,685
BUDGET C/O	1,796,600	0	324,315	2,120,915
2018-2019				0
2019-2020				0
2020-2021				0
2021-2022				0
2022-2023				0
Future Funding				0
<b>TOTAL COST</b>	1,796,600	9,000	324,315	2,286,600

**EXPENDITURE BREAKDOWN**

EXPENDITURE BREAKDOWN	ENGINEERING	TESTING	LAND ACQUISITION	CONSTRUCTION	OTHER	TOTAL
PRIOR BDGTS				2,286,600		2,286,600
2018-2019						0
2019-2020						0
2020-2021						0
2021-2022						0
2022-2023						0
Future Funding						0
<b>TOTAL COST</b>				2,286,600	0	2,286,600

**PROJECT SPECIFICATIONS**

**PROJECT DESCRIPTION:**  
Sidewalk additions from Texas Avenue to the Service Road near the South Circle.

**PROJECT JUSTIFICATION:**  
Improve safety for pedestrians along the Masonic Drive commercial corridor.

**PROJECT PRIORITY:** A  
**START DATE:** 2019      **EST TIME TO COMPLETE:** 1 Year  
**OPERATING BUDGET EFFECT:**  
 NONE       N/A       SEE DETAIL

**SHEET A 2018-2019/2022-2023 CAPITAL IMPROVEMENTS PROGRAM**

<b>PROJECT TITLE:</b> Directional Signage & Striping	<b>PROJECT CATEGORY:</b> Streets
<b>PROJECT NUMBER:</b> 261302	<b>COUNCIL DISTRICT #</b> All
<b>DIVISION:</b> Public Works	<b>DEPARTMENT:</b> Engineering

**PROJECT BUDGET**

**REVENUE BREAKDOWN**

REVENUE SOURCES				SALES TAX BONDS 2008	SALES TAX	TOTAL
PRIOR BDGTS				16,741	323,259	340,000
PRIOR EXP				16,741	248,181	262,922
BUDGET C/O				0	77,078	77,078
2018-2019					50,000	50,000
2019-2020					50,000	50,000
2020-2021					50,000	50,000
2021-2022					50,000	50,000
2022-2023					50,000	50,000
Future Funding						0
<b>TOTAL COST</b>				16,741	77,078	590,000

**EXPENDITURE BREAKDOWN**

EXPENDITURE BREAKDOWN	ENGINEERING	TESTING	LAND ACQUISITION	CONSTRUCTION	OTHER	TOTAL
PRIOR BDGTS					340,000	340,000
2018-2019					50,000	50,000
2019-2020					50,000	50,000
2020-2021					50,000	50,000
2021-2022					50,000	50,000
2022-2023					50,000	50,000
Future Funding						0
<b>TOTAL COST</b>					590,000	590,000

**PROJECT SPECIFICATIONS**

**PROJECT DESCRIPTION:**

Improve signage and striping for vehicular traffic throughout the City.

**PROJECT JUSTIFICATION:**

Assist in directing citizens to points of interest such as cultural activities.

**PROJECT PRIORITY:**

**START DATE:** Ongoing      **EST TIME TO COMPLETE:** Ongoing

**OPERATING BUDGET EFFECT:**

NONE     
  N/A     
  SEE DETAIL

**SHEET A 2018-2019/2022-2023 CAPITAL IMPROVEMENTS PROGRAM**

<b>PROJECT TITLE:</b> MPO Versailles Lighting	<b>PROJECT CATEGORY:</b> Streets
<b>PROJECT NUMBER:</b> 261304	<b>COUNCIL DISTRICT #</b> 5
<b>DIVISION:</b> Public Works	<b>DEPARTMENT:</b> Engineering

**PROJECT BUDGET**

**REVENUE BREAKDOWN**

REVENUE SOURCES	PROPERTY TAX - 2008	SALES TAX BONDS 2008	TOTAL
PRIOR BDGTS	359,374	190,626	550,000
PRIOR EXP	113,832	190,626	304,458
BUDGET C/O	245,542	0	245,542
2018-2019			0
2019-2020			0
2020-2021			0
2021-2022			0
2022-2023			0
Future Funding			0
<b>TOTAL COST</b>	<b>359,374</b>	<b>0</b>	<b>550,000</b>

**EXPENDITURE BREAKDOWN**

EXPENDITURE BREAKDOWN	ENGINEERING	TESTING	LAND ACQUISITION	CONSTRUCTION	OTHER	TOTAL
PRIOR BDGTS					550,000	550,000
2018-2019						0
2019-2020						0
2020-2021						0
2021-2022						0
2022-2023						0
Future Funding						0
<b>TOTAL COST</b>					<b>550,000</b>	<b>550,000</b>

**PROJECT SPECIFICATIONS**

**PROJECT DESCRIPTION:**

Provide and upgrade existing street lighting on Versailles Boulevard from Jackson Street Extension to Coliseum Boulevard.

**PROJECT JUSTIFICATION:**

Improve and enhance lighting for vehicular and pedestrian traffic.

**PROJECT PRIORITY:**

A

**START DATE:** 2016

**EST TIME TO COMPLETE:** 1 Year

**OPERATING BUDGET EFFECT:**

NONE

N/A

SEE DETAIL

**SHEET A 2018-2019/2022-2023 CAPITAL IMPROVEMENTS PROGRAM**

<b>PROJECT TITLE:</b> Hudson Bridge Chatlain Canal	<b>PROJECT CATEGORY:</b> Streets
<b>PROJECT NUMBER:</b> 261501	<b>COUNCIL DISTRICT #</b> 3
<b>DIVISION:</b> Public Works	<b>DEPARTMENT:</b> Engineering

**PROJECT BUDGET**

**REVENUE BREAKDOWN**

REVENUE SOURCES				SALES TAX	PROPERTY TAX - 2008	TOTAL
PRIOR BDGTS				750,000	650,000	1,400,000
PRIOR EXP					564,458	564,458
BUDGET C/O				750,000	85,542	835,542
2018-2019						0
2019-2020						0
2020-2021						0
2021-2022						0
2022-2023						0
Future Funding						0
<b>TOTAL COST</b>					85,542	1,400,000

**EXPENDITURE BREAKDOWN**

EXPENDITURE BREAKDOWN	ENGINEERING	TESTING	LAND ACQUISITION	CONSTRUCTION	OTHER	TOTAL
PRIOR BDGTS	200,000			1,200,000		1,400,000
2018-2019						0
2019-2020				0		0
2020-2021						0
2021-2022						0
2022-2023						0
Future Funding						0
<b>TOTAL COST</b>	200,000	0	0	1,200,000	0	1,400,000

**PROJECT SPECIFICATIONS**

<b>PROJECT DESCRIPTION:</b> Replace existing bridge on Hudson Road as it crosses the Chatlain Canal.	
<b>PROJECT JUSTIFICATION:</b> The bridge is in need of replacement due to deteriorated piling. Load limits have been reduced and further decay could result in the closure of the bridge.	
<b>PROJECT PRIORITY:</b>	A
<b>START DATE:</b> 2019	<b>EST TIME TO COMPLETE:</b> 2 Years
<b>OPERATING BUDGET EFFECT:</b>	
<input checked="" type="checkbox"/> NONE	<input type="checkbox"/> N/A
<input type="checkbox"/> SEE DETAIL	

**SHEET A 2018-2019/2022-2023 CAPITAL IMPROVEMENTS PROGRAM**

<b>PROJECT TITLE:</b> MPO Panel Replacement	<b>PROJECT CATEGORY:</b> Streets
<b>PROJECT NUMBER:</b> 261602	<b>COUNCIL DISTRICT #</b> All
<b>DIVISION:</b> Public Works	<b>DEPARTMENT:</b> Engineering

**PROJECT BUDGET**

**REVENUE BREAKDOWN**

REVENUE SOURCES	FEDERAL FUNDS	SALES TAX	TOTAL
PRIOR BDGTS	2,500,000	1,004,000	3,504,000
PRIOR EXP		266,587	266,587
BUDGET C/O	2,500,000	737,413	3,237,413
2018-2019			0
2019-2020			0
2020-2021			0
2021-2022			0
2022-2023			0
Future Funding			0
<b>TOTAL COST</b>		737,413	3,504,000

**EXPENDITURE BREAKDOWN**

EXPENDITURE BREAKDOWN	ENGINEERING	TESTING	LAND ACQUISITION	CONSTRUCTION	OTHER	TOTAL
PRIOR BDGTS	504,000			3,000,000		3,504,000
2018-2019						0
2019-2020						0
2020-2021						0
2021-2022						0
2022-2023						0
Future Funding						0
<b>TOTAL COST</b>	504,000	0	0	3,000,000	0	3,504,000

**PROJECT SPECIFICATIONS**

**PROJECT DESCRIPTION:**

Repair and replacement of Portland Cement Concrete Pavement streets on Grove Lane, Mil Mar Boulevard, Lisa Street, and Windemere.

**PROJECT JUSTIFICATION:**

These streets are in need of extensive repair or reconstruction. Federal funding through the Metropolitan Planning Organization (MPO) will provide 80% of the construction costs.

**PROJECT PRIORITY:**

A

**START DATE:** 2019

**EST TIME TO COMPLETE:** 2 Years

**OPERATING BUDGET EFFECT:**

NONE

N/A

SEE DETAIL

**SHEET A 2018-2019/2022-2023 CAPITAL IMPROVEMENTS PROGRAM**

<b>PROJECT TITLE:</b> Industrial Park Road Reconstruction	<b>PROJECT CATEGORY:</b> Streets
<b>PROJECT NUMBER:</b> 261603	<b>COUNCIL DISTRICT #</b> 2
<b>DIVISION:</b> Public Works	<b>DEPARTMENT:</b> Engineering

**PROJECT BUDGET**

**REVENUE BREAKDOWN**

REVENUE SOURCES				FEDERAL FUNDS	SALES TAX	TOTAL
PRIOR BDGTS				480,000	250,000	730,000
PRIOR EXP					83,785	83,785
BUDGET C/O				480,000	166,215	646,215
2018-2019						0
2019-2020						0
2020-2021						0
2021-2022						0
2022-2023						0
Future Funding						0
<b>TOTAL COST</b>				480,000	166,215	730,000

**EXPENDITURE BREAKDOWN**

EXPENDITURE BREAKDOWN	ENGINEERING	TESTING	LAND ACQUISITION	CONSTRUCTION	OTHER	TOTAL
PRIOR BDGTS	150,000			580,000		730,000
2018-2019						0
2019-2020						0
2020-2021						0
2021-2022						0
2022-2023						0
Future Funding						0
<b>TOTAL COST</b>	150,000	0	0	580,000	0	730,000

**PROJECT SPECIFICATIONS**

**PROJECT DESCRIPTION:**  
Patch existing base road failures and overlay existing surfacing with 4" Asphaltic Concrete pavement.

**PROJECT JUSTIFICATION:**  
Existing road way is over 30 years old, reaching the end of useful life. Failures in the surfacing have resulted in base failures. With the growth of activity at the port, increased traffic loading is expected shortly.

**PROJECT PRIORITY:** A

**START DATE:** 2018      **EST TIME TO COMPLETE:** 1 Year

**OPERATING BUDGET EFFECT:**  
 NONE     
  N/A     
  SEE DETAIL

**SHEET A 2018-2019/2022-2023 CAPITAL IMPROVEMENTS PROGRAM**

<b>PROJECT TITLE:</b> Cloverleaf Boulevard Extension	<b>PROJECT CATEGORY:</b> Streets
<b>PROJECT NUMBER:</b> 261604	<b>COUNCIL DISTRICT #</b> 5
<b>DIVISION:</b> Public Works	<b>DEPARTMENT:</b> Engineering

**PROJECT BUDGET**

**REVENUE BREAKDOWN**

REVENUE SOURCES	PROPERTY TAX - 2008	SALES TAX	TOTAL
PRIOR BDGTS	210,900	789,100	1,000,000
PRIOR EXP	210,900	667,976	878,876
BUDGET C/O	0	121,124	121,124
2018-2019			0
2019-2020			0
2020-2021			0
2021-2022			0
2022-2023			0
Future Funding			0
<b>TOTAL COST</b>	210,900	121,124	1,000,000

**EXPENDITURE BREAKDOWN**

EXPENDITURE BREAKDOWN	ENGINEERING	TESTING	LAND ACQUISITION	CONSTRUCTION	OTHER	TOTAL
PRIOR BDGTS				1,000,000		1,000,000
2018-2019						0
2019-2020						0
2020-2021						0
2021-2022						0
2022-2023						0
Future Funding						0
<b>TOTAL COST</b>				1,000,000	0	1,000,000

**PROJECT SPECIFICATIONS**

**PROJECT DESCRIPTION:**

Existing road is 8" thick PCC pavement with open drainage. Project will add lane space and subsurface drainage.

**PROJECT JUSTIFICATION:**

Private development of the land south of Cloverleaf has increased traffic demands.

**PROJECT PRIORITY:**

A

**START DATE:** 2018

**EST TIME TO COMPLETE:** 1 Year

**OPERATING BUDGET EFFECT:**

NONE

N/A

SEE DETAIL

**SHEET A 2018-2019/2022-2023 CAPITAL IMPROVEMENTS PROGRAM**

<b>PROJECT TITLE:</b> City Park Bridge Repairs	<b>PROJECT CATEGORY:</b> Streets
<b>PROJECT NUMBER:</b> 261701	<b>COUNCIL DISTRICT #</b> 4
<b>DIVISION:</b> Public Works	<b>DEPARTMENT:</b> Engineering

**PROJECT BUDGET**

**REVENUE BREAKDOWN**

REVENUE SOURCES					SALES TAX	TOTAL
PRIOR BDGTS					225,000	225,000
PRIOR EXP					197,885	197,885
BUDGET C/O					27,115	27,115
2018-2019						0
2019-2020						0
2020-2021						0
2021-2022						0
2022-2023						0
Future Funding						0
<b>TOTAL COST</b>					27,115	225,000

**EXPENDITURE BREAKDOWN**

EXPENDITURE BREAKDOWN	ENGINEERING	TESTING	LAND ACQUISITION	CONSTRUCTION	OTHER	TOTAL
PRIOR BDGTS				225,000		225,000
2018-2019						0
2019-2020						0
2020-2021						0
2021-2022						0
2022-2023						0
Future Funding						0
<b>TOTAL COST</b>	0	0	0	225,000	0	225,000

**PROJECT SPECIFICATIONS**

**PROJECT DESCRIPTION:**

Reconstruction of headwalls on Hynson Bayou crossing structure as existing are in poor condition.

**PROJECT JUSTIFICATION:**

Existing headwalls are failing and loss of material under roadway is leading to settlement and failure of the roadway.

**PROJECT PRIORITY:**

A

**START DATE:** 2018

**EST TIME TO COMPLETE:** 2 months

**OPERATING BUDGET EFFECT:**

X NONE

N/A

SEE DETAIL

**SHEET A 2018-2019/2022-2023 CAPITAL IMPROVEMENTS PROGRAM**

<b>PROJECT TITLE:</b> Horseshoe Drive Improvements	<b>PROJECT CATEGORY:</b> Streets
<b>PROJECT NUMBER:</b> 261702	<b>COUNCIL DISTRICT #</b> 4 & 5
<b>DIVISION:</b> Public Works	<b>DEPARTMENT:</b> Engineering

**PROJECT BUDGET**

**REVENUE BREAKDOWN**

REVENUE SOURCES					SALES TAX	TOTAL
PRIOR BDGTS					200,000	200,000
PRIOR EXP					135,498	135,498
BUDGET C/O					64,502	64,502
2018-2019						0
2019-2020						0
2020-2021						0
2021-2022						0
2022-2023						0
Future Funding						0
<b>TOTAL COST</b>					64,502	200,000

**EXPENDITURE BREAKDOWN**

EXPENDITURE BREAKDOWN	ENGINEERING	TESTING	LAND ACQUISITION	CONSTRUCTION	OTHER	TOTAL
PRIOR BDGTS					200,000	200,000
2018-2019						0
2019-2020						0
2020-2021						0
2021-2022						0
2022-2023						0
Future Funding						0
<b>TOTAL COST</b>	0	0	0	0	200,000	200,000

**PROJECT SPECIFICATIONS**

**PROJECT DESCRIPTION:**  
Cold plane, patch, and resurface existing roadway.

---

**PROJECT JUSTIFICATION:**  
This is a heavily traveled roadway that is starting to suffer from deteriorated surfacing and base failures.

---

**PROJECT PRIORITY:** A

**START DATE:** 2019      **EST TIME TO COMPLETE:** 2 Years

**OPERATING BUDGET EFFECT:**

NONE     
  N/A     
  SEE DETAIL

**SHEET A 2018-2019/2022-2023 CAPITAL IMPROVEMENTS PROGRAM**

<b>PROJECT TITLE:</b> North 16th Street Bridge Replacement	<b>PROJECT CATEGORY:</b> Streets
<b>PROJECT NUMBER:</b> 261801	<b>COUNCIL DISTRICT #</b> 1
<b>DIVISION:</b> Public Works	<b>DEPARTMENT:</b> Engineering

**PROJECT BUDGET**

**REVENUE BREAKDOWN**

REVENUE SOURCES	PROPERTY TAX - 2008	SALES TAX	TOTAL
PRIOR BDGTS	350,000		350,000
PRIOR EXP			0
BUDGET C/O	350,000		350,000
2018-2019		1,350,000	1,350,000
2019-2020			0
2020-2021			0
2021-2022			0
2022-2023			0
Future Funding			0
<b>TOTAL COST</b>	350,000	0	1,700,000

**EXPENDITURE BREAKDOWN**

EXPENDITURE BREAKDOWN	ENGINEERING	TESTING	LAND ACQUISITION	CONSTRUCTION	OTHER	TOTAL
PRIOR BDGTS		350,000				350,000
2018-2019				1,350,000		1,350,000
2019-2020						0
2020-2021						0
2021-2022						0
2022-2023						0
Future Funding						0
<b>TOTAL COST</b>	0	350,000	0	1,350,000	0	1,700,000

**PROJECT SPECIFICATIONS**

**PROJECT DESCRIPTION:**

Replace existing timber pile/concrete deck bridge with concrete pile/cast-in-place concrete deck bridge.

**PROJECT JUSTIFICATION:**

Existing bridge is currently closed by Louisiana DOTD due to severely decayed timber piles. Closure has negative effects on public transit in the area.

**PROJECT PRIORITY:**

A

**START DATE:** 2019

**EST TIME TO COMPLETE:** 1 Year

**OPERATING BUDGET EFFECT:**

NONE

N/A

SEE DETAIL

**SHEET A 2018-2019/2022-2023 CAPITAL IMPROVEMENTS PROGRAM**

<b>PROJECT TITLE:</b> Pitts Reconstruction/Broadway to Applewhite	<b>PROJECT CATEGORY:</b> Streets
<b>PROJECT NUMBER:</b> 261802	<b>COUNCIL DISTRICT #</b> 3
<b>DIVISION:</b> Public Works	<b>DEPARTMENT:</b> Engineering

**PROJECT BUDGET**

**REVENUE BREAKDOWN**

REVENUE SOURCES					PROPERTY TAX - 2008	TOTAL
PRIOR BDGTS					645,000	645,000
PRIOR EXP						0
BUDGET C/O					645,000	645,000
2018-2019						0
2019-2020						0
2020-2021						0
2021-2022						0
2022-2023						0
Future Funding						0
<b>TOTAL COST</b>					645,000	645,000

**EXPENDITURE BREAKDOWN**

EXPENDITURE BREAKDOWN	ENGINEERING	TESTING	LAND ACQUISITION	CONSTRUCTION	OTHER	TOTAL
PRIOR BDGTS	76,000	1,000		568,000		645,000
2018-2019						0
2019-2020						0
2020-2021						0
2021-2022						0
2022-2023						0
Future Funding						0
<b>TOTAL COST</b>	76,000	1,000	0	568,000	0	645,000

**PROJECT SPECIFICATIONS**

**PROJECT DESCRIPTION:**

Reconstruct existing roadway.

**PROJECT JUSTIFICATION:**

Roadway is severely deteriorated due to poor subgrade material and heavy traffic loading from surrounding industrial zoned properties.

**PROJECT PRIORITY:**

A

**START DATE:** 2018

**EST TIME TO COMPLETE:** 2 Years

**OPERATING BUDGET EFFECT:**

X NONE

N/A

SEE DETAIL



\*\*\*\*\*This Page Intentionally Left Blank\*\*\*\*\*

## F. PUBLIC SAFETY - POLICE

2018-2019/2022-2023 CAPITAL IMPROVEMENTS BUDGET

TABLE OF CONTENTS

PUBLIC SAFETY - POLICE

			PAGE
501401	Pistol Range Improvements	.....	90
501502	Pistol Range Classroom	.....	91
501504	Parking Canopies	.....	92
501701	Public Safety Security System	.....	93
501702	Body/Vehicle Camera System	.....	94

2018-2019

COMBINED CAPITAL PROJECTS  
SOURCES OF FUNDING SUMMARY

PUBLIC SAFETY - POLICE

PROJECT IDENTIFICATION	SALES TAXES	AD VAL TAX- 14	AD VAL TAX- 18	FEDERAL FUNDS	OTHER FUNDS	UTILITY FUND	OTHER	TOTALS
Total Police	0	0	0	0	0	0	0	0

2018-2019

**GENERAL CAPITAL PROJECTS  
FIVE YEAR CAPITAL PLAN**

**POLICE**

PROJ #	PROJECT IDENTIFICATION	BUDGET C/O	FISCAL YEAR					TOTAL 5 YEAR	BEYOND 2023	TOTAL COST
			18-19	19-20	20-21	21-22	22-23			
501401	Pistol Range Improvements	109,608						0		109,608
501502	Pistol Range Classroom	200,405						0		200,405
501604	Parking Canopies	75,000						0		75,000
501701	Public Safety Security System	24,068						0		24,068
501702	Body/Vehicle Camera System	26,602						0		26,602
<b>Total Police</b>		<b>435,683</b>	<b>0</b>	<b>0</b>	<b>0</b>	<b>0</b>	<b>0</b>	<b>0</b>	<b>0</b>	<b>435,683</b>

- \* Project Number to be Assigned
- ⊖ New or Revised Projects
- Projects to be closed

**SHEET A 2018-2019/2022-2023 CAPITAL IMPROVEMENTS PROGRAM**

<b>PROJECT TITLE:</b> Pistol Range Improvements	<b>PROJECT CATEGORY:</b> Public Safety
<b>PROJECT NUMBER:</b> 501401	<b>COUNCIL DISTRICT #</b> N/A
<b>DIVISION:</b> Police	<b>DEPARTMENT:</b> Police

**PROJECT BUDGET**

**REVENUE BREAKDOWN**

REVENUE SOURCES					SALES TAX	TOTAL
PRIOR BDGTS					140,000	140,000
PRIOR EXP					30,392	30,392
BUDGET C/O					109,608	109,608
2018-2019						0
2019-2020						0
2020-2021						0
2021-2022						0
2022-2023						0
BEYOND 2023						0
<b>TOTAL COST</b>					140,000	140,000

**EXPENDITURE BREAKDOWN**

EXPENDITURE BREAKDOWN	ENGINEERING	TESTING	LAND ACQUISITION	CONSTRUCTION	OTHER	TOTAL
PRIOR BDGTS					140,000	140,000
2018-2019						0
2019-2020						0
2020-2021						0
2021-2022						0
2022-2023						0
BEYOND 2023						0
<b>TOTAL COST</b>					140,000	140,000




**PROJECT SPECIFICATIONS**

**PROJECT DESCRIPTION:**  
Replacement and improvement of overhead baffle system. This baffle is engineered to prevent any live rounds from exiting the range compound. It consists of a series of laminated steel overhead baffles - supported by upright poles. This system is used by the Dallas Police Department to prevent the accidental escape of live fired rounds.

**PROJECT JUSTIFICATION:**  
There are people and property in the line of fire down range. This safety system is needed to prevent loss of life, injury, and property damage.

**PROJECT PRIORITY:**

**START DATE:** 2018      **EST TIME TO COMPLETE:** 1 Year

**OPERATING BUDGET EFFECT:**  
 NONE     
  N/A     
  SEE DETAIL

**SHEET A 2018-2019/2022-2023 CAPITAL IMPROVEMENTS PROGRAM**

<b>PROJECT TITLE:</b> Pistol Range Classroom	<b>PROJECT CATEGORY:</b> Public Safety
<b>PROJECT NUMBER:</b> 501502	<b>COUNCIL DISTRICT #</b> N/A
<b>DIVISION:</b> Police	<b>DEPARTMENT:</b> Police

**PROJECT BUDGET**

**REVENUE BREAKDOWN**

REVENUE SOURCES				SALES TAX	AD VALOREM TAX 2008	TOTAL
PRIOR BDGTS				115,000	100,000	215,000
PRIOR EXP				12,595	2,000	14,595
BUDGET C/O				102,405	98,000	200,405
2018-2019						0
2019-2020						0
2020-2021						0
2021-2022						0
2022-2023						0
BEYOND 2023						0
<b>TOTAL COST</b>				115,000	100,000	215,000

**EXPENDITURE BREAKDOWN**

EXPENDITURE BREAKDOWN	ENGINEERING	TESTING	LAND ACQUISITION	CONSTRUCTION	OTHER	TOTAL
PRIOR BDGTS					215,000	215,000
2018-2019						0
2019-2020						0
2020-2021						0
2021-2022						0
2022-2023						0
BEYOND 2023						0
<b>TOTAL COST</b>					215,000	215,000

**PROJECT SPECIFICATIONS**




**PROJECT DESCRIPTION:**  
Classroom building with Simulator Room, Driving Simulator Room, and Office for Academy Staff.

---

**PROJECT JUSTIFICATION:**  
Existing building is old and deteriorated, and additional space is needed for a classroom.

---

**START DATE:** 2016      **PROJECT PRIORITY:**  
**EST TIME TO COMPLETE:** 2 Years

**OPERATING BUDGET EFFECT:**  
 NONE     
  N/A     
  SEE DETAIL

**SHEET A 2018-2019/2022-2023 CAPITAL IMPROVEMENTS PROGRAM**

<b>PROJECT TITLE:</b> Parking Canopies	<b>PROJECT CATEGORY:</b> Public Safety
<b>PROJECT NUMBER:</b> 501504	<b>COUNCIL DISTRICT #</b> N/A
<b>DIVISION:</b> Police	<b>DEPARTMENT:</b> Police

**PROJECT BUDGET**

**REVENUE BREAKDOWN**

REVENUE SOURCES					SALES TAX	TOTAL
PRIOR BDGTS					79,970	79,970
PRIOR EXP					4,970	4,970
BUDGET C/O					75,000	75,000
2018-2019						0
2019-2020						0
2020-2021						0
2021-2022						0
2022-2023						0
BEYOND 2023						0
<b>TOTAL COST</b>					79,970	79,970

**EXPENDITURE BREAKDOWN**

EXPENDITURE BREAKDOWN	ENGINEERING	TESTING	LAND ACQUISITION	CONSTRUCTION	OTHER	TOTAL
PRIOR BDGTS					79,970	79,970
2018-2019						0
2019-2020						0
2020-2021						0
2021-2022						0
2022-2023						0
BEYOND 2023						0
<b>TOTAL COST</b>	0	0	0	0	79,970	79,970

**PROJECT SPECIFICATIONS**

**PROJECT DESCRIPTION:**

One single sloping canopy approximately 215 ft long to be erected over parking spaces, 2 single canopies erected over walkway leading to main building.

**PROJECT JUSTIFICATION:**

This will protect police units from weather and the lighting will deter vandalism. Walkways will be covered to protect machinery and personnel from weather.

<b>START DATE:</b> 2018	<b>PROJECT PRIORITY:</b>	<b>EST TIME TO COMPLETE:</b> 1 Year
<b>OPERATING BUDGET EFFECT:</b>		
 NONE	 N/A	 SEE DETAIL

**SHEET A 2018-2019/2022-2023 CAPITAL IMPROVEMENTS PROGRAM**

<b>PROJECT TITLE:</b> Public Safety Security System	<b>PROJECT CATEGORY:</b> Public Safety
<b>PROJECT NUMBER:</b> 501701	<b>COUNCIL DISTRICT #</b> N/A
<b>DIVISION:</b> Police	<b>DEPARTMENT:</b> Police

**PROJECT BUDGET**

**REVENUE BREAKDOWN**

REVENUE SOURCES					SALES TAX	TOTAL
PRIOR BDGTS					73,000	73,000
PRIOR EXP					48,932	48,932
BUDGET C/O					24,068	24,068
2018-2019						0
2019-2020						0
2020-2021						0
2021-2022						0
2022-2023						0
BEYOND 2023						0
<b>TOTAL COST</b>					73,000	73,000




**EXPENDITURE BREAKDOWN**

EXPENDITURE BREAKDOWN	ENGINEERING	TESTING	LAND ACQUISITION	CONSTRUCTION	OTHER	TOTAL
PRIOR BDGTS					73,000	73,000
2018-2019						0
2019-2020						0
2020-2021						0
2021-2022						0
2022-2023						0
BEYOND 2023						0
<b>TOTAL COST</b>					73,000	73,000

**PROJECT SPECIFICATIONS**

**PROJECT DESCRIPTION:**  
Replacement of the security system surrounding the Public Safety Complex.

**PROJECT JUSTIFICATION:**  
Existing system is failing and is in need of replacement.

**START DATE:** 2018      **PROJECT PRIORITY:**  
**EST TIME TO COMPLETE:** 1 Year  
**OPERATING BUDGET EFFECT:**  
 NONE       N/A       SEE DETAIL

**SHEET A 2018-2019/2022-2023 CAPITAL IMPROVEMENTS PROGRAM**

<b>PROJECT TITLE:</b> Body/Vehicle Camera System	<b>PROJECT CATEGORY:</b> Public Safety
<b>PROJECT NUMBER:</b> 501702	<b>COUNCIL DISTRICT #</b> N/A
<b>DIVISION:</b> Police	<b>DEPARTMENT:</b> Police

**PROJECT BUDGET  
REVENUE BREAKDOWN**

REVENUE SOURCES					SALES TAX	TOTAL
PRIOR BDGTS					800,000	800,000
PRIOR EXP					773,398	773,398
BUDGET C/O					26,602	26,602
2018-2019						0
2019-2020						0
2020-2021						0
2021-2022						0
2022-2023						0
BEYOND 2023						0
<b>TOTAL COST</b>					800,000	800,000

**EXPENDITURE BREAKDOWN**

EXPENDITURE BREAKDOWN	ENGINEERING	TESTING	LAND ACQUISITION	CONSTRUCTION	OTHER	TOTAL
PRIOR BDGTS					800,000	800,000
2018-2019						0
2019-2020						0
2020-2021						0
2021-2022						0
2022-2023						0
BEYOND 2023						0
<b>TOTAL COST</b>					800,000	800,000




**PROJECT SPECIFICATIONS**

**PROJECT DESCRIPTION:**  
Camera system featuring body camera on the police officer and camera in the vehicle that are synchronized.

**PROJECT JUSTIFICATION:**  
Safety of the public and the police officers.

**PROJECT PRIORITY:**  
EST TIME TO COMPLETE: 1 Year

**START DATE:** 2017

**OPERATING BUDGET EFFECT:**  
 NONE     
  N/A     
  SEE DETAIL

## G. PUBLIC SAFETY - FIRE

2018-2019/2022-2023 CAPITAL IMPROVEMENTS BUDGET

TABLE OF CONTENTS

PUBLIC SAFETY - FIRE

			PAGE
600503	Fire Station Relocation	.....	98
601801	Pumper Truck	.....	99

2018-2019

COMBINED CAPITAL PROJECTS  
SOURCES OF FUNDING SUMMARY

PUBLIC SAFETY - FIRE

PROJECT IDENTIFICATION	SALES TAXES	AD VAL TAX- 14	AD VAL TAX- 18	FEDERAL FUNDS	OTHER FUNDS	UTILITY FUND	OTHER	TOTALS
Total Fire	0	0	0	0	0	0	0	0

2018-2019

**GENERAL CAPITAL PROJECTS  
FIVE YEAR CAPITAL PLAN**

**FIRE**

PROJ #	PROJECT IDENTIFICATION	BUDGET C/O	FISCAL YEAR					TOTAL 5 YEAR	BEYOND 2023	TOTAL COST
			18-19	19-20	20-21	21-22	22-23			
600503	Fire Station Relocation	421,381						0		421,381
601801	Pumper Truck	695,000						0		695,000
<b>Total Fire</b>		1,116,381	0	0	0	0	0	0	0	1,116,381

- \* Project Number to be Assigned
- ◻ New or Revised Projects
- ◻ Projects to be closed

**SHEET A 2018-2019/2022-2023 CAPITAL IMPROVEMENTS PROGRAM**

<b>PROJECT TITLE:</b> Fire Station Relocation	<b>PROJECT CATEGORY:</b> Public Safety
<b>PROJECT NUMBER:</b> 600503	<b>COUNCIL DISTRICT #</b> N/A
<b>DIVISION:</b> Fire	<b>DEPARTMENT:</b> Fire

**PROJECT BUDGET**

**REVENUE BREAKDOWN**

REVENUE SOURCES	SALES TAX	SALES TAX BONDS 2008	SALES TAX BONDS 2004	TOTAL
PRIOR BDGTS	3,024,116	3,809,958	1,215,926	8,050,000
PRIOR EXP	2,602,735	3,809,958	1,215,926	7,628,619
BUDGET C/O	421,381	0	0	421,381
2018-2019				0
2019-2020				0
2020-2021				0
2021-2022				0
2022-2023				0
BEYOND 2023				0
<b>TOTAL COST</b>	<b>3,024,116</b>	<b>3,809,958</b>	<b>1,215,926</b>	<b>8,050,000</b>

**EXPENDITURE BREAKDOWN**

EXPENDITURE BREAKDOWN	ENGINEERING	TESTING	LAND ACQUISITION	CONSTRUCTION	OTHER	TOTAL
PRIOR BDGTS	400,000			7,650,000		8,050,000
2018-2019						0
2019-2020						0
2020-2021						0
2021-2022						0
2022-2023						0
BEYOND 2023						0
<b>TOTAL COST</b>	<b>400,000</b>	<b>0</b>	<b>0</b>	<b>7,650,000</b>	<b>0</b>	<b>8,050,000</b>

**PROJECT SPECIFICATIONS**

**PROJECT DESCRIPTION:**

Study the location of existing fire stations and replace those deemed in poor locations where indicated.

**PROJECT JUSTIFICATION:**

Very little relocation has been done since the 1950's. Current locations may not maximize the use of the trucks and crews.

**PROJECT PRIORITY:**

A

**START DATE:** 2010

**EST TIME TO COMPLETE:** 8 Years

**OPERATING BUDGET EFFECT:**

NONE

N/A

SEE DETAIL

**SHEET A 2018-2019/2022-2023 CAPITAL IMPROVEMENTS PROGRAM**

<b>PROJECT TITLE:</b> Pumper Truck	<b>PROJECT CATEGORY:</b> Public Safety
<b>PROJECT NUMBER:</b> 601801	<b>COUNCIL DISTRICT #</b> N/A
<b>DIVISION:</b> Fire	<b>DEPARTMENT:</b> Fire

**PROJECT BUDGET  
REVENUE BREAKDOWN**

REVENUE SOURCES					SALES TAX	TOTAL
PRIOR BDGTS					695,000	695,000
PRIOR EXP						0
BUDGET C/O					695,000	695,000
2018-2019						0
2019-2020						0
2020-2021						0
2021-2022						0
2022-2023						0
BEYOND 2023						0
<b>TOTAL COST</b>					695,000	695,000

**EXPENDITURE BREAKDOWN**

EXPENDITURE BREAKDOWN	ENGINEERING	TESTING	LAND ACQUISITION	CONSTRUCTION	OTHER	TOTAL
PRIOR BDGTS					695,000	695,000
2018-2019						0
2019-2020						0
2020-2021						0
2021-2022						0
2022-2023						0
BEYOND 2023						0
<b>TOTAL COST</b>					695,000	695,000

**PROJECT SPECIFICATIONS**

<b>PROJECT DESCRIPTION:</b> Replace existing Pumper Truck E20.	
<b>PROJECT JUSTIFICATION:</b> Existing truck is 20 years old and becoming costly to maintain.	
<b>PROJECT PRIORITY:</b> A	<b>EST TIME TO COMPLETE:</b> 1 Year
<b>START DATE:</b> 2018	
<b>OPERATING BUDGET EFFECT:</b>	
<input type="checkbox"/> NONE	<input checked="" type="checkbox"/> N/A
	<input type="checkbox"/> SEE DETAIL

\*\*\*\*\*This Page Intentionally Left Blank\*\*\*\*\*

## H. PARKS & RECREATION

2018-2019/2022-2023 CAPITAL IMPROVEMENTS BUDGET

TABLE OF CONTENTS

PARKS AND RECREATION

			PAGE
440901	Recreational Park Improvements	.....	104
441501	Johnny Downs Park Improvements	.....	105
441801	Civil Rights Monument	.....	106
441802	Links on the Bayou Improvements	.....	107
441803	Bringhurst Park Renovation	.....	108
441804	Tennis Court Additions	.....	109

2018-2019

**COMBINED CAPITAL PROJECTS  
SOURCES OF FUNDING SUMMARY**

**PARKS AND RECREATION**

PROJECT IDENTIFICATION	SALES TAXES	AD VAL TAX- 14	AD VAL TAX- 18	FEDERAL FUNDS	OTHER FUNDS	UTILITY FUND	OTHER	TOTALS
Recreational Park Improvements	500,000		100,000					600,000
Civil Rights Monument			250,000					250,000
Links on the Bayou Improvements		68,000	682,000					750,000
<b>Total Parks and Recreation</b>	<b>500,000</b>	<b>68,000</b>	<b>1,032,000</b>	<b>0</b>	<b>0</b>	<b>0</b>	<b>0</b>	<b>1,600,000</b>

CITY OF ALEXANDRIA

2018-2019

**GENERAL CAPITAL PROJECTS  
FIVE YEAR CAPITAL PLAN**

**PARKS AND RECREATION**

PROJ #	PROJECT IDENTIFICATION	BUDGET C/O	FISCAL YEAR					TOTAL 5 YEAR	BEYOND 2023	TOTAL COST
			18-19	19-20	20-21	21-22	22-23			
440901	Recreational Park Improvements	314,633	600,000					600,000		914,633
441501	Johnny Downs Park Improvements	265,998						0		265,998
441801	Civil Rights Monument	250,000	250,000					250,000		500,000
441802	Links on the Bayou Improvements	250,000	750,000					750,000		1,000,000
441803	Bringhurst Park Renovation	100,000						0		100,000
441804	Tennis Court Additions	211,672						0		211,672
<b>Total Parks/Recreation</b>		<b>1,392,303</b>	<b>1,600,000</b>	<b>0</b>	<b>0</b>	<b>0</b>	<b>0</b>	<b>1,600,000</b>	<b>0</b>	<b>2,992,303</b>

- \* Project Number to be Assigned
- ▣ New or Revised Projects
- ▤ Projects to be closed

**SHEET A 2018-2019/2022-2023 CAPITAL IMPROVEMENTS PROGRAM**

<b>PROJECT TITLE:</b> Recreational Park Improvements	<b>PROJECT CATEGORY:</b> Parks
<b>PROJECT NUMBER:</b> 440901	<b>COUNCIL DISTRICT #</b> N/A
<b>DIVISION:</b> Public Works	<b>DEPARTMENT:</b> Parks & Recreation

**PROJECT BUDGET**

**REVENUE BREAKDOWN**

REVENUE SOURCES	AD VAL TAX 2008	SALES TAX BONDS 2008	LIMITED TAX BONDS 2008	AD VAL TAX 2008	SALES TAX	TOTAL
PRIOR BDGTS		1,620,345	516,438	3,768,600	1,136,695	7,042,078
PRIOR EXP		1,620,345	516,438	3,768,600	822,062	6,727,445
BUDGET C/O		0	0	0	314,633	314,633
2018-2019	100,000				500,000	600,000
2019-2020						0
2020-2021						0
2021-2022						0
2022-2023						0
BEYOND 2023						0
<b>TOTAL COST</b>		1,620,345	516,438	3,768,600	1,636,695	7,642,078

**EXPENDITURE BREAKDOWN**

EXPENDITURE BREAKDOWN	ENGINEERING	TESTING	LAND ACQUISITION	CONSTRUCTION	OTHER	TOTAL
PRIOR BDGTS					7,042,078	7,042,078
2018-2019					600,000	600,000
2019-2020						0
2020-2021						0
2021-2022						0
2022-2023						0
BEYOND 2023						0
<b>TOTAL COST</b>	0	0	0	0	7,642,078	7,642,078

**PROJECT SPECIFICATIONS**

**PROJECT DESCRIPTION:**  
Improvement and expansion of several recreational facilities within the City, including Harmon Park Playground, City Park Playground, Cheatham Park Playground, Frank O Hunter Park. Development of a new park in Acadian Village and redevelopment of the abandoned Martin Park. Some planned improvements include restrooms, tables, benches, lighting, parking, and landscaping.

**PROJECT JUSTIFICATION:**  
Comprehensive improvements of the recreational opportunities within the City.

**PROJECT PRIORITY:** A

**START DATE:** Ongoing      **EST TIME TO COMPLETE:** Ongoing

**OPERATING BUDGET EFFECT:**  
 NONE       N/A       SEE DETAIL

**SHEET A 2018-2019/2022-2023 CAPITAL IMPROVEMENTS PROGRAM**

<b>PROJECT TITLE:</b> Johnny Downs Park Improvements	<b>PROJECT CATEGORY:</b> Parks
<b>PROJECT NUMBER:</b> 441501	<b>COUNCIL DISTRICT #</b> N/A
<b>DIVISION:</b> Public Works	<b>DEPARTMENT:</b> Parks & Recreation

**PROJECT BUDGET**

**REVENUE BREAKDOWN**

REVENUE SOURCES				PROPERTY TAX 2008	PROPERTY TAX 2014	TOTAL
PRIOR BDGTS				400,000	330,000	730,000
PRIOR EXP				134,399	329,603	464,002
BUDGET C/O				265,601	397	265,998
2018-2019						0
2019-2020						0
2020-2021						0
2021-2022						0
2022-2023						0
BEYOND 2023						0
<b>TOTAL COST</b>					330,000	730,000

**EXPENDITURE BREAKDOWN**

EXPENDITURE BREAKDOWN	ENGINEERING	TESTING	LAND ACQUISITION	CONSTRUCTION	OTHER	TOTAL
PRIOR BDGTS					730,000	730,000
2018-2019						0
2019-2020						0
2020-2021						0
2021-2022						0
2022-2023						0
BEYOND 2023						0
<b>TOTAL COST</b>	0	0	0	0	730,000	730,000

**PROJECT SPECIFICATIONS**

**PROJECT DESCRIPTION:**  
Improvements and updating of the Johnny Downs Sports Complex such as fencing additional practice fields and construction of a building to provide an indoor meeting place for coaches.

**PROJECT JUSTIFICATION:**  
Facility is heavily used, requiring expansion and improvement.

**PROJECT PRIORITY:** A

**START DATE:** Ongoing      **EST TIME TO COMPLETE:** Ongoing

**OPERATING BUDGET EFFECT:**  
 NONE       N/A       SEE DETAIL

**SHEET A 2018-2019/2022-2023 CAPITAL IMPROVEMENTS PROGRAM**

<b>PROJECT TITLE:</b> Civil Rights Monument	<b>PROJECT CATEGORY:</b> Parks
<b>PROJECT NUMBER:</b> 441801	<b>COUNCIL DISTRICT #</b> N/A
<b>DIVISION:</b> Public Works	<b>DEPARTMENT:</b> Parks & Recreation

**PROJECT BUDGET**

**REVENUE BREAKDOWN**

REVENUE SOURCES	SALES TAX	PROPERTY TAX 20008	TOTAL
PRIOR BDGTS		250,000	250,000
PRIOR EXP			0
BUDGET C/O		250,000	250,000
2018-2019	250,000		250,000
2019-2020			0
2020-2021			0
2021-2022			0
2022-2023			0
BEYOND 2023			0
<b>TOTAL COST</b>			500,000

**EXPENDITURE BREAKDOWN**

EXPENDITURE BREAKDOWN	ENGINEERING	TESTING	LAND ACQUISITION	CONSTRUCTION	OTHER	TOTAL
PRIOR BDGTS					250,000	250,000
2018-2019					250,000	250,000
2019-2020						0
2020-2021						0
2021-2022						0
2022-2023						0
BEYOND 2023						0
<b>TOTAL COST</b>	0	0	0	0	500,000	500,000

**PROJECT SPECIFICATIONS**

<b>PROJECT DESCRIPTION:</b>	
<b>PROJECT JUSTIFICATION:</b>	
<b>PROJECT PRIORITY:</b>	A
<b>START DATE:</b> 2018	<b>EST TIME TO COMPLETE:</b> 2 Years
<b>OPERATING BUDGET EFFECT:</b>	
<input checked="" type="checkbox"/> NONE	<input type="checkbox"/> N/A
<input type="checkbox"/> SEE DETAIL	

**SHEET A 2018-2019/2022-2023 CAPITAL IMPROVEMENTS PROGRAM**

<b>PROJECT TITLE:</b> Links on the Bayou Improvements	<b>PROJECT CATEGORY:</b> Parks
<b>PROJECT NUMBER:</b> 441802	<b>COUNCIL DISTRICT #</b> N/A
<b>DIVISION:</b> Public Works	<b>DEPARTMENT:</b> Parks & Recreation

**PROJECT BUDGET**

**REVENUE BREAKDOWN**

REVENUE SOURCES				PROPERTY TAX 2018	PROPERTY TAX 2014	TOTAL
PRIOR BDGTS					250,000	250,000
PRIOR EXP						0
BUDGET C/O					250,000	250,000
2018-2019				682,000	68,000	750,000
2019-2020						0
2020-2021						0
2021-2022						0
2022-2023						0
BEYOND 2023						0
<b>TOTAL COST</b>				682,000	318,000	1,000,000

**EXPENDITURE BREAKDOWN**

EXPENDITURE BREAKDOWN	ENGINEERING	TESTING	LAND ACQUISITION	CONSTRUCTION	OTHER	TOTAL
PRIOR BDGTS					250,000	250,000
2018-2019					750,000	750,000
2019-2020						0
2020-2021						0
2021-2022						0
2022-2023						0
BEYOND 2023						0
<b>TOTAL COST</b>	0	0	0	0	1,000,000	1,000,000

**PROJECT SPECIFICATIONS**

**PROJECT DESCRIPTION:**

Renovations and Improvements to the Links on the Bayou Golf Course.

**PROJECT JUSTIFICATION:**

**PROJECT PRIORITY:**

**START DATE:** N/A

**EST TIME TO COMPLETE:** A

**OPERATING BUDGET EFFECT:**

NONE

N/A

SEE DETAIL



**SHEET A 2018-2019/2022-2023 CAPITAL IMPROVEMENTS PROGRAM**

<b>PROJECT TITLE:</b> Tennis Court Additions	<b>PROJECT CATEGORY:</b> Parks
<b>PROJECT NUMBER:</b> 441804	<b>COUNCIL DISTRICT #</b> N/A
<b>DIVISION:</b> Public Works	<b>DEPARTMENT:</b> Parks & Recreation

**PROJECT BUDGET**

**REVENUE BREAKDOWN**

REVENUE SOURCES					SALES TAX	TOTAL
PRIOR BDGTS					250,000	250,000
PRIOR EXP					38,328	38,328
BUDGET C/O					250,000	211,672
2018-2019						0
2019-2020						0
2020-2021						0
2021-2022						0
2022-2023						0
BEYOND 2023						0
<b>TOTAL COST</b>					250,000	250,000

**EXPENDITURE BREAKDOWN**

EXPENDITURE BREAKDOWN	ENGINEERING	TESTING	LAND ACQUISITION	CONSTRUCTION	OTHER	TOTAL
PRIOR BDGTS					250,000	250,000
2018-2019						0
2019-2020						0
2020-2021						0
2021-2022						0
2022-2023						0
BEYOND 2023						0
<b>TOTAL COST</b>	0	0	0	0	250,000	250,000

**PROJECT SPECIFICATIONS**

**PROJECT DESCRIPTION:**

**PROJECT JUSTIFICATION:**

**PROJECT PRIORITY:** A

**START DATE:** 2019      **EST TIME TO COMPLETE:** 2 Years

**OPERATING BUDGET EFFECT:**

X NONE      N/A      SEE DETAIL

\*\*\*\*\*This Page Intentionally Left Blank\*\*\*\*\*

# I. ZOOLOGICAL PARK

2018-2019/2022-2023 CAPITAL IMPROVEMENTS BUDGET

TABLE OF CONTENTS

ZOOLOGICAL PARK

			PAGE
431401	AV System	.....	114
431501	Zoo Improvements	.....	115
431801	Tiger Building Replacement	.....	116
431802	Refurbish Wooden Walks & Decks	.....	117
431803	Zoo Master Plan/Feasibility Study	.....	118

2018-2019

**COMBINED CAPITAL PROJECTS  
SOURCES OF FUNDING SUMMARY**

**ZOOLOGICAL PARK**

PROJECT IDENTIFICATION	SALES TAXES	AD VAL TAX- 14	AD VAL TAX- 18	FEDERAL FUNDS	OTHER FUNDS	UTILITY FUND	OTHER	TOTALS
Zoo Improvements		300,000						300,000
Tiger Building Replacement		100,000						100,000
Refurbish Wooden Walks & Decks		(50,000)						(50,000)
<hr/>								
Total Zoo	0	350,000	0	0	0	0	0	350,000
<hr/>								
Total General Capital	4,309,600	418,000	5,048,000	0	0	100,000	0	9,875,600
<hr/>								

2018-2019

**GENERAL CAPITAL PROJECTS  
FIVE YEAR CAPITAL PLAN**

**ZOOLOGICAL PARK**

PROJ #	PROJECT IDENTIFICATION	BUDGET C/O	FISCAL YEAR					TOTAL 5 YEAR	BEYOND 2023	TOTAL COST
			18-19	19-20	20-21	21-22	22-23			
431401	AV System	39,777						0		39,777
431501	Zoo Improvements	256,707	300,000	400,000	200,000			900,000		1,156,707
431801	Tiger Building Replacement	550,000	100,000					100,000		650,000
431802	Refurbish Wooden Walks & Decks	50,000	(50,000)					(50,000)		0
431803	Zoo Master Plan/Feasibility Study	197,735						0		197,735
<b>Total Zoological Park</b>		<b>1,094,219</b>	<b>350,000</b>	<b>400,000</b>	<b>200,000</b>	<b>0</b>	<b>0</b>	<b>950,000</b>	<b>0</b>	<b>2,044,219</b>
<b>TOTAL GENERAL CAPITAL PROJECTS</b>		<b>40,543,047</b>	<b>9,875,600</b>	<b>8,695,000</b>	<b>6,045,000</b>	<b>2,285,000</b>	<b>965,000</b>	<b>27,845,600</b>	<b>6,500,000</b>	<b>71,247,434</b>

- \* Project Number to be Assigned
- ⊕ New or Revised Projects
- ▨ Projects to be closed

**SHEET A 2018-2019/2022-2023 CAPITAL IMPROVEMENTS PROGRAM**

<b>PROJECT TITLE:</b> AV System	<b>PROJECT CATEGORY:</b> Zoological Park
<b>PROJECT NUMBER:</b> 431401	<b>COUNCIL DISTRICT #</b> 4
<b>DIVISION:</b> Public Works	<b>DEPARTMENT:</b> Zoo

**PROJECT BUDGET**

**REVENUE BREAKDOWN**

REVENUE SOURCES					SALES TAX	TOTAL
PRIOR BDGTS					150,000	150,000
PRIOR EXP					110,223	110,223
BUDGET C/O					39,777	39,777
2018-2019						0
2019-2020						0
2020-2021						0
2021-2022						0
2022-2023						0
BEYOND 2023						0
<b>TOTAL COST</b>					150,000	150,000

**EXPENDITURE BREAKDOWN**

EXPENDITURE BREAKDOWN	ENGINEERING	TESTING	LAND ACQUISITION	CONSTRUCTION	OTHER	TOTAL
PRIOR BDGTS					150,000	150,000
2018-2019						0
2019-2020						0
2020-2021						0
2021-2022						0
2022-2023						0
BEYOND 2023						0
<b>TOTAL COST</b>					150,000	150,000

**PROJECT SPECIFICATIONS**

**PROJECT DESCRIPTION:**

Will add extensive CCTV and Zoned Audio public address and automated messaging systems. This includes an IP camera system and NVR servers. The audio section includes IP distribution and SIP interface from zoned messaging, paging and kiosk interfaces for centralized management.

**PROJECT JUSTIFICATION:**

The CCTV system is primarily a risk management tool to limit liability for slip and falls and other incidents. It is also a security tool for point of sales operations and other vandalism and theft. This system will replace and expand upon the system destroyed by Hurricane Gustav. This opening in exposure has raised theft and vandalism considerably. The ability to communicate with the public is critical for reasons such as approaching weather, security incidents, lockdown instructions, and lost children. The zoned system will provide the capability for localized announcements. A SIP interface to phone systems will tie in with City emergency communications.

**PROJECT PRIORITY:**

**START DATE:** 2016      **EST TIME TO COMPLETE:** 2 Years

**OPERATING BUDGET EFFECT:**

NONE     
  N/A     
  SEE DETAIL

**SHEET A 2018-2019/2022-2023 CAPITAL IMPROVEMENTS PROGRAM**

<b>PROJECT TITLE:</b> Zoo Improvements	<b>PROJECT CATEGORY:</b> Zoological Park
<b>PROJECT NUMBER:</b> 431501	<b>COUNCIL DISTRICT #</b> 4
<b>DIVISION:</b> Public Works	<b>DEPARTMENT:</b> Zoo

**PROJECT BUDGET**

**REVENUE BREAKDOWN**

REVENUE SOURCES	PROPERTY TAX 2014	GAEDA	SALES TAX	TOTAL
PRIOR BDGTS	237,500	25,000	1,379,612	1,642,112
PRIOR EXP	66,143	25,000	1,294,262	1,385,405
BUDGET C/O	171,357	0	85,350	256,707
2018-2019	300,000			300,000
2019-2020			400,000	400,000
2020-2021			200,000	200,000
2021-2022				0
2022-2023				0
BEYOND 2023				0
<b>TOTAL COST</b>	<b>537,500</b>	<b>25,000</b>	<b>1,979,612</b>	<b>2,542,112</b>

**EXPENDITURE BREAKDOWN**

EXPENDITURE BREAKDOWN	ENGINEERING	TESTING	LAND ACQUISITION	CONSTRUCTION	OTHER	TOTAL
PRIOR BDGTS					1,642,112	1,642,112
2018-2019					300,000	300,000
2019-2020					400,000	400,000
2020-2021					200,000	200,000
2021-2022						0
2022-2023						0
BEYOND 2023						0
<b>TOTAL COST</b>	<b>0</b>	<b>0</b>	<b>0</b>	<b>0</b>	<b>2,542,112</b>	<b>2,542,112</b>

**PROJECT SPECIFICATIONS**

**PROJECT DESCRIPTION:**  
This will include electrical infrastructure improvements, exhibit improvements to meet code and health standards, water conservation measures to reduce water consumption, deployment of electrical generators at selected locations, and other items as needed.

**PROJECT JUSTIFICATION:**  
The Zoo needs substantial infrastructure improvements to take advantage of new technology and to counter the inevitable effects of time and usage in order to remain the treasured asset that it is to the City and the surrounding community that enjoys it use.

<b>START DATE:</b> Ongoing	<b>PROJECT PRIORITY:</b>	<b>EST TIME TO COMPLETE:</b>	N/A
<b>OPERATING BUDGET EFFECT:</b>	<input type="checkbox"/> NONE	<input type="checkbox"/> N/A	<input checked="" type="checkbox"/> SEE DETAIL

**SHEET A 2018-2019/2022-2023 CAPITAL IMPROVEMENTS PROGRAM**

<b>PROJECT TITLE:</b> Tiger Building Replacement	<b>PROJECT CATEGORY:</b> Zoological Park
<b>PROJECT NUMBER:</b> 431801	<b>COUNCIL DISTRICT #:</b> 4
<b>DIVISION:</b> Public Works	<b>DEPARTMENT:</b> Zoo

**PROJECT BUDGET  
REVENUE BREAKDOWN**

REVENUE SOURCES					PROPERTY TAX 2014	
PRIOR BDGTS					550,000	550,000
PRIOR EXP						0
BUDGET C/O					550,000	550,000
2018-2019					100,000	100,000
2019-2020						0
2020-2021						
2021-2022						
2022-2023						
BEYOND 2023						0
<b>TOTAL COST</b>					<b>650,000</b>	<b>650,000</b>

**EXPENDITURE BREAKDOWN**

EXPENDITURE BREAKDOWN	ENGINEERING	TESTING	LAND ACQUISITION	CONSTRUCTION	OTHER	TOTAL
PRIOR BDGTS				550,000		550,000
2018-2019				100,000		100,000
2019-2020						0
2020-2021						
2021-2022						
2022-2023						
BEYOND 2023						0
<b>TOTAL COST</b>	0	0	0	<b>650,000</b>	0	<b>650,000</b>

**PROJECT SPECIFICATIONS**

**PROJECT DESCRIPTION:**

Replace existing building that houses 4 animals. New building will be constructed of concrete block with artificial rock façade on the exterior. It will include 4 dens for the cats, as well as a zookeeper work area and a large closet.

**PROJECT JUSTIFICATION:**

Existing building is 25 years old and has issues with rust, plumbing, and electrical systems.

**PROJECT PRIORITY:**

**START DATE:** 2019

**EST TIME TO COMPLETE:**

1 Year

**OPERATING BUDGET EFFECT:**

NONE

N/A

SEE DETAIL

**SHEET A 2018-2019/2022-2023 CAPITAL IMPROVEMENTS PROGRAM**

<b>PROJECT TITLE:</b> Refurbish Wooden Walks and Decks	<b>PROJECT CATEGORY:</b> Zoological Park
<b>PROJECT NUMBER:</b> 431802	<b>COUNCIL DISTRICT #</b> 4
<b>DIVISION:</b> Public Works	<b>DEPARTMENT:</b> Zoo

**PROJECT BUDGET  
REVENUE BREAKDOWN**

REVENUE SOURCES					PROPERTY TAX 2014	
PRIOR BDGTS					50,000	50,000
PRIOR EXP						0
BUDGET C/O					50,000	50,000
2018-2019					(50,000)	(50,000)
2019-2020						0
2020-2021						0
2021-2022						0
2022-2023						0
BEYOND 2023						0
<b>TOTAL COST</b>					0	0

**EXPENDITURE BREAKDOWN**

EXPENDITURE BREAKDOWN	ENGINEERING	TESTING	LAND ACQUISITION	CONSTRUCTION	OTHER	TOTAL
PRIOR BDGTS					50,000	50,000
2018-2019					(50,000)	(50,000)
2019-2020						0
2020-2021						0
2021-2022						0
2022-2023						0
BEYOND 2023						0
<b>TOTAL COST</b>					0	0

**PROJECT SPECIFICATIONS**

**PROJECT DESCRIPTION:**  
Replace worn wooden walkways and decks throughout the Zoo. Some will require only decking while others may require decking, support beams, and railing.

**PROJECT JUSTIFICATION:**  
Existing decks and walkways are deteriorated.

**PROJECT PRIORITY:**

**START DATE:** 2019      **EST TIME TO COMPLETE:** 1 Year

**OPERATING BUDGET EFFECT:**

NONE     
  N/A     
  SEE DETAIL

**SHEET A 2018-2019/2022-2023 CAPITAL IMPROVEMENTS PROGRAM**

<b>PROJECT TITLE:</b> Zoo Master Plan & Feasability Study	<b>PROJECT CATEGORY:</b> Zoological Park
<b>PROJECT NUMBER:</b> 431803	<b>COUNCIL DISTRICT #</b> 4
<b>DIVISION:</b> Public Works	<b>DEPARTMENT:</b> Zoo

**PROJECT BUDGET  
REVENUE BREAKDOWN**

REVENUE SOURCES					PROPERTY TAX 2014	
PRIOR BDGTS					200,000	200,000
PRIOR EXP					2,265	2,265
BUDGET C/O					200,000	197,735
2018-2019						0
2019-2020						0
2020-2021						0
2021-2022						0
2022-2023						0
BEYOND 2023						0
<b>TOTAL COST</b>					200,000	200,000

**EXPENDITURE BREAKDOWN**

EXPENDITURE BREAKDOWN	ENGINEERING	TESTING	LAND ACQUISITION	CONSTRUCTION	OTHER	TOTAL
PRIOR BDGTS					200,000	200,000
2018-2019						0
2019-2020						0
2020-2021						0
2021-2022						0
2022-2023						0
BEYOND 2023						0
<b>TOTAL COST</b>					200,000	200,000

**PROJECT SPECIFICATIONS**

**PROJECT DESCRIPTION:**  
15 year Master Plan and Strategic Plan for the Alexandria Zoo, coordinating and addressing all aspects of expected growth and sustainability during the designated timeframe. The Plan should include benchmarks and measurable outcomes to guide the Zoo in attaining its goals and sustaining success. The 4 major sub-components include: (1) Strategic Initiatives that improve visitor experience and insure long term financial ability, (2) Business Plan providing a projection of business goals and feasibilities, anticipated operational and capital expenditures and anticipated revenue requirements. (3) Capital Facilities Concept Plan (working in conjunction with the Business Plan); (4) Current Facilities and Infrastructure Inventory and Maintenance Sustainability Plan, similar to building information models (BIM). This will provide a plan for sustained maintenance.

**PROJECT JUSTIFICATION:**  
This will guide and provide the technical framework for either sustaining the current level of service or a financially feasible path toward growth.

**PROJECT PRIORITY:**

**START DATE:** N/A      **EST TIME TO COMPLETE:** N/A

**OPERATING BUDGET EFFECT:**

NONE     
  N/A     
  SEE DETAIL

## J. COMMUNITY DEVELOPMENT

TABLE OF CONTENTS

COMMUNITY DEVELOPMENT

2018-2019

COMBINED CAPITAL PROJECTS  
SOURCES OF FUNDING SUMMARY

COMMUNITY DEVELOPMENT

PROJECT IDENTIFICATION	SALES TAXES	AD VAL TAX- 14	AD VAL TAX- 18	FEDERAL FUNDS	OTHER FUNDS	UTILITY FUND	OTHER	TOTALS
	0	0	0	0	0	0	0	0
Total COBG Capital	0	0	0	0	0	0	0	0

2018-2019

GENERAL CAPITAL PROJECTS  
FIVE YEAR CAPITAL PLAN

COMMUNITY DEVELOPMENT BLOCK GRANT

PROJ #	PROJECT IDENTIFICATION	BUDGET C/O	FISCAL YEAR					TOTAL 5 YEAR	BEYOND 2023	TOTAL COST
			18-19	19-20	20-21	21-22	22-23			
TOTAL COBG			0	0	0	0	0	0	0	0

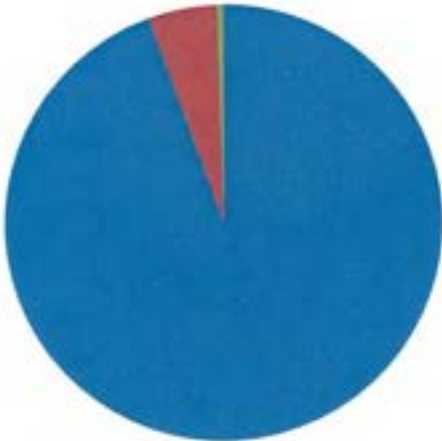
\* Project Number to be Assigned  
New or Revised Projects  
Projects to be closed

\*\*\*\*\*This Page Intentionally Left Blank\*\*\*\*\*

## K. ENTERPRISE CAPITAL PROJECTS

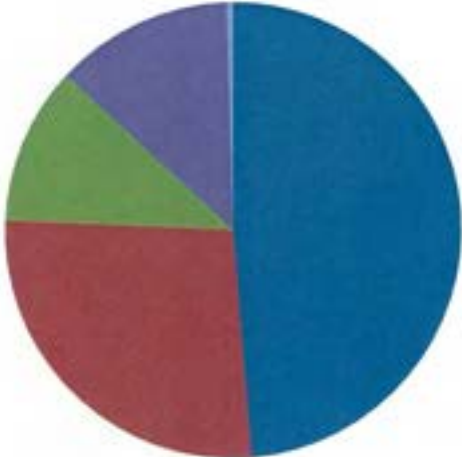
**ENTERPRISE CAPITAL PROJECTS  
REVENUES & EXPENSES  
FISCAL YEAR 2018-2019**

**Revenues**



■ Utility Funds ■ Closed Projects ■ Intergovernmental ■ Sales Tax

**Expenses**



■ Electric ■ Water ■ Gas ■ Wastewater ■ Unappropriated ■ Other ■ Bus

2018-2019

**COMBINED ENTERPRISE CAPITAL PROJECTS  
SOURCES OF FUNDING SUMMARY**

PROJECT IDENTIFICATION	SALES TAXES	AD VAL TAX- 14	AD VAL TAX- 18	FEDERAL FUNDS	OTHER FUNDS	UTILITY FUND	OTHER	TOTALS
<b>SUMMARY</b>								
<b>SOURCES OF FUNDING</b>								
Current Year Transfers	11,000					10,975,000		10,986,000
(Less Debt Service)								0
Interest Income						0		0
Transfers From Prior Projects						600,000		600,000
Interfund Transfer Utility Fund								0
Interfund Transfer General Fund								0
Intergovernmental				44,000				44,000
Private Contributions								0
Debt Proceeds						0		0
Other							0	0
Fund Balance	0	0	0	0	0	0	0	0
<b>TOTAL</b>	<b>11,000</b>	<b>0</b>	<b>0</b>	<b>44,000</b>	<b>0</b>	<b>11,575,000</b>	<b>0</b>	<b>11,630,000</b>
<b>EXPENDITURES</b>								
Enterprise CIP - Utility Fund	0	0	0	0	0	11,575,000	0	11,575,000
Enterprise CIP - Transit System	11,000	0	0	44,000	0	0	0	55,000
Enterprise CIP - Sanitation Fund	0	0	0	0	0	0	0	0
<b>TOTAL</b>	<b>11,000</b>	<b>0</b>	<b>0</b>	<b>44,000</b>	<b>0</b>	<b>11,575,000</b>	<b>0</b>	<b>11,630,000</b>
<b>UNAPPRPTD BALANCE</b>	<b>0</b>	<b>0</b>	<b>0</b>	<b>0</b>	<b>0</b>	<b>0</b>	<b>0</b>	<b>0</b>



**2018-2019/2022-2023 CAPITAL IMPROVEMENTS BUDGET**

**TABLE OF CONTENTS**

**ELECTRIC**

		<b>PAGE</b>
729202	Circuit Reconductoring .....	128
720003	Replace Distribution Breakers .....	129
720601	138 KV Pole Change Out .....	130
720801	Electric Utility Relocation .....	131
720804	Substation Maintenance .....	132
720805	Distribution Feeder Maintenance .....	133
720903	138 KV Pilot Wire Replacement .....	134
721302	138 KV Transmission Upgrade .....	135
721401	DG Hunter Units #5-11 .....	136
721502	Bayou Cove #1 Comb Inspection .....	137
721503	Bayou Cove #1 Capital Imp .....	138
721602	Pecan Bayou Subdivision Ph 5 .....	139
721701	Willow Glen Transformer Rep .....	140
721702	Rep Twin Bridges Autotransformer .....	141
721703	Rep Bayou Rapides Transformer .....	142
721704	MacArthur Drive Lighting Replacement .....	143
721801	Demolition DG Hunter 1-4 .....	144
721802	Prescott 2400V Conversion .....	145
721901	Downtown-Willow Glen 138 KV Rebuild .....	146
721902	DG Hunter #5-11 Major Maintenance .....	147
721903	DG Hunter #5-11 Stack Testing .....	148
*	Prescott Breaker & Switch Replacement .....	149
*	Willow Glen Breaker & Switch Rep .....	150
*	Twin Bridges Breaker & Switch Rep .....	151
*	Replace Bayou Rapides Switchgear #1 .....	152
*	Replace Prescott Transformer #2 .....	153
*	DG Hunter Unit #12 .....	154

2018-2019

**COMBINED CAPITAL PROJECTS  
SOURCES OF FUNDING SUMMARY**

**ELECTRIC**

PROJECT IDENTIFICATION	SALES TAXES	AD VAL TAX- 14	AD VAL TAX- 18	FEDERAL FUNDS	OTHER FUNDS	UTILITY FUND	OTHER	TOTALS
Substation Maintenance						135,000		135,000
Distribution Feeder Maintenance						100,000		100,000
138 KV Pilot Wire Replacement						100,000		100,000
Willow Glen Transformer						(800,000)		(800,000)
Rep Twin Bridges Autotransformer						600,000		600,000
MacArthur Drive Lighting Replacement						750,000		750,000
Demolition DG Hunter 1-4						50,000		50,000
Downtown-Willow Glen 138 KV Rebuild						3,500,000		3,500,000
DG Hunter #5-11 Major Maintenance						350,000		350,000
DG Hunter #5-11 Stack Testing						75,000		75,000
<b>Total Electric</b>	<b>0</b>	<b>0</b>	<b>0</b>	<b>0</b>	<b>0</b>	<b>5,060,000</b>	<b>0</b>	<b>5,060,000</b>

2018-2019

**ENTERPRISE CAPITAL PROJECTS  
FIVE YEAR CAPITAL PLAN**

**ELECTRIC**

PROJ #	PROJECT IDENTIFICATION	BUDGET C/O	FISCAL YEAR					TOTAL 5 YEAR	BEYOND 2023	TOTAL COST
			18-19	19-20	20-21	21-22	22-23			
729002	Circuit Reconductoring	880,335		250,000	250,000	250,000	250,000	1,000,000		1,880,335
720003	Replace Distribution Breakers	30,333						0		30,333
720601	138 KV Pole Change Out	1,126,346		300,000				300,000		1,426,346
720801	Electric Utility Relocation	372,105		200,000	200,000	200,000	200,000	800,000		1,172,105
720804	Substation Maintenance	150,493	135,000	235,000	235,000	235,000	235,000	1,075,000		1,285,493
720805	Distribution Feeder Maintenance	293,941	100,000	200,000	200,000	200,000	200,000	800,000		1,193,941
720903	138 KV Pilot Wire Replacement	497,598	100,000					100,000		597,598
721302	138 KV Transmission Upgrade	995,270			2,500,000	500,000	500,000	3,500,000		4,495,270
721401	DG Hunter Units #5-11	961,511						0		961,511
721502	Bayou Cove #1 Comb Inspection	300,000						0		300,000
721503	Bayou Cove #1 Capital Imp	75,000						0		75,000
721602	Pecan Bayou Subdivision Ph 5	100,940						0		100,940
721701	Willow Glen Transformer Rep	1,543,048	(600,000)					(600,000)		(600,000)
721702	Rep Twin Bridges Autotransformer	3,672,439	600,000					600,000		3,672,439
721703	Rep Bayou Rapides Transformer	1,700,000						0		0
721704	MacArthur Drive Lighting Replacement	1,131,933	750,000	750,000	750,000			2,250,000		3,381,933
721801	Demolition DG Hunter 1-4	196,270	50,000	100,000	100,000	100,000		350,000		546,270
721802	Prescott 2400V Conversion	450,000		450,000				450,000		450,000
721901	Downtown-Willow Glen 138 KV Rebuilt	0	3,500,000	4,000,000				7,500,000		7,500,000
721902	DG Hunter #5-11 Major Maintenance	0	350,000	350,000	350,000			1,050,000		1,050,000
721903	DG Hunter #5-11 Stack Testing	0	75,000			75,000		150,000		150,000
*	Prescott Breaker & Switch Replacemer	0						0	300,000	300,000
*	Willow Glen Breaker & Switch Rep	0						0	240,000	240,000
*	Twin Bridges Breaker & Switch Rep	0						0	400,000	400,000
*	Replace Bayou Rapides Switchgear #1	0						0	675,000	675,000
*	Replace Prescott Transformer #2	0						0	1,750,000	1,750,000
*	DG Hunter Unit #12	0						0	10,000,000	10,000,000
<b>Total Electric</b>		<b>14,517,582</b>	<b>5,060,000</b>	<b>6,835,000</b>	<b>4,585,000</b>	<b>1,560,000</b>	<b>1,385,000</b>	<b>19,425,000</b>	<b>13,365,000</b>	<b>43,014,514</b>

- \* Project Number to be Assigned
- ⊕ New or Revised Projects
- ▒ Projects to be closed

**SHEET A 2018-2019/2022-2023 CAPITAL IMPROVEMENTS PROGRAM**

<b>PROJECT TITLE:</b> Circuit Reconductoring/ Distribution Voltage	<b>PROJECT CATEGORY:</b> Electric
<b>PROJECT NUMBER:</b> 729202	<b>COUNCIL DISTRICT #</b> N/A
<b>DIVISION:</b> Utilities	<b>DEPARTMENT:</b> Electric Distribution

**PROJECT BUDGET**

**REVENUE BREAKDOWN**

REVENUE SOURCES				UTILITY FUND	REVENUE BONDS-'89	TOTAL
PRIOR BDGTS				6,016,605	404,409	6,421,014
PRIOR EXP				5,136,270	404,409	5,540,679
BUDGET C/O				880,335	0	880,335
2018-2019						0
2019-2020				250,000		250,000
2020-2021				250,000		250,000
2021-2022				250,000		250,000
2022-2023				250,000		250,000
BEYOND 2023						0
<b>TOTAL COST</b>				<b>7,016,605</b>	<b>404,409</b>	<b>7,421,014</b>

**EXPENDITURE BREAKDOWN**

EXPENDITURE BREAKDOWN	ENGINEERING	TESTING	LAND ACQUISITION	CONSTRUCTION	OTHER	TOTAL
PRIOR BDGTS	72,000			3,249,014	3,100,000	6,421,014
2018-2019						0
2019-2020					250,000	250,000
2020-2021					250,000	250,000
2021-2022					250,000	250,000
2022-2023					250,000	250,000
BEYOND 2023						0
<b>TOTAL COST</b>	<b>72,000</b>	<b>0</b>	<b>0</b>	<b>3,249,014</b>	<b>4,100,000</b>	<b>7,421,014</b>

**PROJECT SPECIFICATIONS**

**PROJECT DESCRIPTION:**  
 Replace undersized, old conductors on existing 12.5 KV circuits that have become too small to carry the load required and to replace existing 2.5 KV line with 7.2 KV Distribution.

**PROJECT JUSTIFICATION:**  
 Continued expansion of the system, along with load growth has made many old circuits inadequate. Voltage regulation, burned connections and customer complaints require upgrades on a continuing schedule as workload and funds allow.

**PROJECT PRIORITY:** B  
**START DATE:** Ongoing **EST TIME TO COMPLETE:** As needed  
**OPERATING BUDGET EFFECT:**  
 NONE  N/A  SEE DETAIL

**SHEET A 2018-2019/2022-2023 CAPITAL IMPROVEMENTS PROGRAM**

<b>PROJECT TITLE:</b> Replace Distribution Breakers at Power Plant	<b>PROJECT CATEGORY:</b> Electric
<b>PROJECT NUMBER:</b> 720003	<b>COUNCIL DISTRICT #</b> N/A
<b>DIVISION:</b> Utilities	<b>DEPARTMENT:</b> Electric Distribution

**PROJECT BUDGET  
REVENUE BREAKDOWN**

REVENUE SOURCES					UTILITY FUND	TOTAL
PRIOR BDGTS					167,500	167,500
PRIOR EXP					137,167	137,167
BUDGET C/O					30,333	30,333
2018-2019						0
2019-2020						0
2020-2021						0
2021-2022						0
2022-2023						0
BEYOND 2023						0
<b>TOTAL COST</b>					167,500	167,500

**EXPENDITURE BREAKDOWN**

EXPENDITURE BREAKDOWN	ENGINEERING	TESTING	LAND ACQUISITION	CONSTRUCTION	OTHER	TOTAL
PRIOR BDGTS					167,500	167,500
2018-2019						0
2019-2020						0
2020-2021						0
2021-2022						0
2022-2023						0
BEYOND 2023						0
<b>TOTAL COST</b>					167,500	167,500

**PROJECT SPECIFICATIONS**

**PROJECT DESCRIPTION:**

Replace outdated & obsolete 12.5 KV breakers in Switchgear at Power Plant. Existing will be changed out at a rate of 3 per year by departmental personnel.

**PROJECT JUSTIFICATION:**

Existing breakers were installed in the mid 1960's and do not have re-closing capabilities.

**PROJECT PRIORITY:**

**START DATE:** 2004

**EST TIME TO COMPLETE:** 4 Years

**OPERATING BUDGET EFFECT:**

NONE

N/A

SEE DETAIL

**SHEET A 2018-2019/2022-2023 CAPITAL IMPROVEMENTS PROGRAM**

<b>PROJECT TITLE:</b> 138 KV Pole Change Out	<b>PROJECT CATEGORY:</b> Electric
<b>PROJECT NUMBER:</b> 720601	<b>COUNCIL DISTRICT #</b> N/A
<b>DIVISION:</b> Utilities	<b>DEPARTMENT:</b> Electric Distribution

**PROJECT BUDGET**

**REVENUE BREAKDOWN**

REVENUE SOURCES					UTILITY FUND	TOTAL
PRIOR BDGTS					2,610,000	2,610,000
PRIOR EXP					1,483,654	1,483,654
BUDGET C/O					1,126,346	1,126,346
2018-2019						0
2019-2020					300,000	300,000
2020-2021						0
2021-2022						0
2022-2023						0
BEYOND 2023						0
<b>TOTAL COST</b>					2,910,000	2,910,000

**EXPENDITURE BREAKDOWN**

EXPENDITURE BREAKDOWN	ENGINEERING	TESTING	LAND ACQUISITION	CONSTRUCTION	OTHER	TOTAL
PRIOR BDGTS	45,000			255,000	2,310,000	2,610,000
2018-2019						0
2019-2020	54,000			246,000		300,000
2020-2021						0
2021-2022						0
2022-2023						0
BEYOND 2023						0
<b>TOTAL COST</b>	99,000			501,000	2,310,000	2,910,000

**PROJECT SPECIFICATIONS**

**PROJECT DESCRIPTION:**

Replace approximately 84 transmission poles in the 138 KV Loop. Original poles were installed in the 1960's and had an anticipated life of 30 years. Most of the engineering has been done "in house".

**PROJECT JUSTIFICATION:**

The 138 KV Loop provides power to all the substations in the system. If 2 sections of the loop are lost simultaneously, many customers would be without power until the 90' and 100' poles could be replaced, which would take too long with existing City crews and equipment.

**PROJECT PRIORITY:**

A

**START DATE:** Ongoing

**EST TIME TO COMPLETE:** Ongoing

**OPERATING BUDGET EFFECT:**

NONE

N/A

SEE DETAIL

**SHEET A 2018-2019/2022-2023 CAPITAL IMPROVEMENTS PROGRAM**

<b>PROJECT TITLE:</b> Electric Utility Relocations	<b>PROJECT CATEGORY:</b> Electric
<b>PROJECT NUMBER:</b> 720801	<b>COUNCIL DISTRICT #</b> N/A
<b>DIVISION:</b> Utilities	<b>DEPARTMENT:</b> Electric Distribution

**PROJECT BUDGET  
REVENUE BREAKDOWN**

REVENUE SOURCES					UTILITY FUND	TOTAL
PRIOR BDGTS					900,000	900,000
PRIOR EXP					527,895	527,895
BUDGET C/O					372,105	372,105
2018-2019						0
2019-2020					200,000	200,000
2020-2021					200,000	200,000
2021-2022					200,000	200,000
2022-2023					200,000	200,000
BEYOND 2023						0
<b>TOTAL COST</b>					1,700,000	1,700,000

**EXPENDITURE BREAKDOWN**

EXPENDITURE BREAKDOWN	ENGINEERING	TESTING	LAND ACQUISITION	CONSTRUCTION	OTHER	TOTAL
PRIOR BDGTS				50,000	850,000	900,000
2018-2019						0
2019-2020	30,000			170,000		200,000
2020-2021	30,000			170,000		200,000
2021-2022	30,000			170,000		200,000
2022-2023	30,000			170,000		200,000
BEYOND 2023						0
<b>TOTAL COST</b>	120,000	0	0	730,000	850,000	1,700,000

**PROJECT SPECIFICATIONS**

**PROJECT DESCRIPTION:**

Relocation of electrical lines and poles for various capital projects throughout the year.

**PROJECT JUSTIFICATION:**

Presently using Maintenance funds for utility relocations for ditch closures and road improvements. There is no way to anticipate future projects and their relocation costs.

**PROJECT PRIORITY:**

A

**START DATE:** Ongoing

**EST TIME TO COMPLETE:** Ongoing

**OPERATING BUDGET EFFECT:**

NONE

N/A

SEE DETAIL

**SHEET A 2018-2019/2022-2023 CAPITAL IMPROVEMENTS PROGRAM**

<b>PROJECT TITLE:</b> Substation Maintenance	<b>PROJECT CATEGORY:</b> Electric
<b>PROJECT NUMBER:</b> 720804	<b>COUNCIL DISTRICT #</b> N/A
<b>DIVISION:</b> Utilities	<b>DEPARTMENT:</b> Electric Distribution

**PROJECT BUDGET**

**REVENUE BREAKDOWN**

REVENUE SOURCES					UTILITY FUND	TOTAL
PRIOR BDGTS					1,855,000	1,855,000
PRIOR EXP					1,664,507	1,664,507
BUDGET C/O					190,493	190,493
2018-2019					135,000	135,000
2019-2020					235,000	235,000
2020-2021					235,000	235,000
2021-2022					235,000	235,000
2022-2023					235,000	235,000
BEYOND 2023						0
<b>TOTAL COST</b>					<b>2,930,000</b>	<b>2,930,000</b>

**EXPENDITURE BREAKDOWN**

EXPENDITURE BREAKDOWN	ENGINEERING	TESTING	LAND ACQUISITION	CONSTRUCTION	OTHER	TOTAL
PRIOR BDGTS					1,855,000	1,855,000
2018-2019					135,000	135,000
2019-2020					235,000	235,000
2020-2021					235,000	235,000
2021-2022					235,000	235,000
2022-2023					235,000	235,000
BEYOND 2023						0
<b>TOTAL COST</b>					<b>2,930,000</b>	<b>2,930,000</b>

**PROJECT SPECIFICATIONS**

**PROJECT DESCRIPTION:**

Inspection, testing, and cleaning of all oil filled transformers and Oil Circuit Breakers in the Substations. This would include filtering or replacing the oil as needed and testing all components of the Tap Changers and Oil Circuit Breakers

**PROJECT JUSTIFICATION:**

More extensive testing required by NERC/FERC.

**PROJECT PRIORITY:**

A

**START DATE:** Ongoing

**EST TIME TO COMPLETE:** Ongoing

**OPERATING BUDGET EFFECT:**

X NONE

N/A

SEE DETAIL

**SHEET A 2018-2019/2022-2023 CAPITAL IMPROVEMENTS PROGRAM**

<b>PROJECT TITLE:</b> Distribution Feeder Maintenance	<b>PROJECT CATEGORY:</b> Electric
<b>PROJECT NUMBER:</b> 720805	<b>COUNCIL DISTRICT #</b> N/A
<b>DIVISION:</b> Utilities	<b>DEPARTMENT:</b> Electric Distribution

**PROJECT BUDGET  
REVENUE BREAKDOWN**

REVENUE SOURCES					UTILITY FUND	TOTAL
PRIOR BDGTS					2,075,000	2,075,000
PRIOR EXP					1,781,059	1,781,059
BUDGET C/O					293,941	293,941
2018-2019					100,000	100,000
2019-2020					200,000	200,000
2020-2021					200,000	200,000
2021-2022					200,000	200,000
2022-2023					200,000	200,000
BEYOND 2023						0
<b>TOTAL COST</b>					<b>2,975,000</b>	<b>2,975,000</b>

**EXPENDITURE BREAKDOWN**

EXPENDITURE BREAKDOWN	ENGINEERING	TESTING	LAND ACQUISITION	CONSTRUCTION	OTHER	TOTAL
PRIOR BDGTS					2,075,000	2,075,000
2018-2019					100,000	100,000
2019-2020					200,000	200,000
2020-2021					200,000	200,000
2021-2022					200,000	200,000
2022-2023					200,000	200,000
BEYOND 2023						0
<b>TOTAL COST</b>					<b>2,975,000</b>	<b>2,975,000</b>

**PROJECT SPECIFICATIONS**

**PROJECT DESCRIPTION:**

Upgrade and rehab main feeder circuits coming from substations.

**PROJECT JUSTIFICATION:**

There are 61 major circuits feeding from substations and spread out to service customers. An organized, continuing maintenance program is needed to ensure system reliability.

**PROJECT PRIORITY:**

A

**START DATE:**

Ongoing

**EST TIME TO COMPLETE:**

Ongoing

**OPERATING BUDGET EFFECT:**

X NONE

N/A

SEE DETAIL

**SHEET A 2018-2019/2022-2023 CAPITAL IMPROVEMENTS PROGRAM**

<b>PROJECT TITLE:</b> 138 KV Pilot Wire Replacement	<b>PROJECT CATEGORY:</b> Electric
<b>PROJECT NUMBER:</b> 720903	<b>COUNCIL DISTRICT #</b> N/A
<b>DIVISION:</b> Utilities	<b>DEPARTMENT:</b> Electric Distribution

**PROJECT BUDGET**

**REVENUE BREAKDOWN**

REVENUE SOURCES					UTILITY FUND	TOTAL
PRIOR BDGTS					1,695,000	1,695,000
PRIOR EXP					1,197,402	1,197,402
BUDGET C/O					497,598	497,598
2018-2019					100,000	100,000
2019-2020						0
2020-2021						0
2021-2022						0
2022-2023						0
BEYOND 2023						
<b>TOTAL COST</b>					1,795,000	1,795,000

**EXPENDITURE BREAKDOWN**

EXPENDITURE BREAKDOWN	ENGINEERING	TESTING	LAND ACQUISITION	CONSTRUCTION	OTHER	TOTAL
PRIOR BDGTS	445,000				1,250,000	1,695,000
2018-2019					100,000	100,000
2019-2020						0
2020-2021						0
2021-2022						0
2022-2023						0
BEYOND 2023						0
<b>TOTAL COST</b>	445,000	0	0	0	1,350,000	1,795,000

**PROJECT SPECIFICATIONS**

**PROJECT DESCRIPTION:**

Replace existing pilot communications system with ADSS Fiber Optic Cable.

**PROJECT JUSTIFICATION:**

Existing pilot wire system does not correctly control the transfer trip scheme between substations. In some instances, cascading 138KV outages have resulted from this poor communication. This problem must be corrected on the the City will face fines from NERC for failing to correct a know misoperation.

Excess capacity will be made available for use by other City departments.

**PROJECT PRIORITY:**

A

**START DATE:** Ongoing

**EST TIME TO COMPLETE:** Ongoing

**OPERATING BUDGET EFFECT:**

NONE

N/A

SEE DETAIL

**SHEET A 2018-2019/2022-2023 CAPITAL IMPROVEMENTS PROGRAM**

<b>PROJECT TITLE:</b> 138 KV Transmission Upgrade	<b>PROJECT CATEGORY:</b> Electric
<b>PROJECT NUMBER:</b> 721302	<b>COUNCIL DISTRICT #</b> N/A
<b>DIVISION:</b> Utilities	<b>DEPARTMENT:</b> Electric Production

**PROJECT BUDGET  
REVENUE BREAKDOWN**

REVENUE SOURCES					UTILITY FUND	TOTAL
PRIOR BDGTS					2,688,099	2,688,099
PRIOR EXP					1,692,829	1,692,829
BUDGET C/O					995,270	995,270
2018-2019						0
2019-2020						0
2020-2021					2,500,000	2,500,000
2021-2022					500,000	500,000
2022-2023					500,000	500,000
BEYOND 2023						0
<b>TOTAL COST</b>					<b>6,188,099</b>	<b>6,188,099</b>

**EXPENDITURE BREAKDOWN**

EXPENDITURE BREAKDOWN	ENGINEERING	TESTING	LAND ACQUISITION	CONSTRUCTION	OTHER	TOTAL
PRIOR BDGTS	56,250			318,750	2,313,099	2,688,099
2018-2019						0
2019-2020						0
2020-2021	375,000			2,125,000		2,500,000
2021-2022	75,000			425,000		500,000
2022-2023	75,000			425,000		500,000
BEYOND 2023						0
<b>TOTAL COST</b>	<b>581,250</b>			<b>3,293,750</b>	<b>2,313,099</b>	<b>6,188,099</b>

**PROJECT SPECIFICATIONS**

**PROJECT DESCRIPTION:**

- Phase 1 - Downtown to Willow Glen
- Phase 2 - Downtown to Willow Glen including Willow Glen Breaker & Switchgear
- Phase 3 - Willow Glen to Sterkx including Breakers & Switchgear at Sterkx & Prescott
- Phase 4 - Twin Bridges Breaker & Switchgear
- Phase 3 - Willow Glen to Sterkx including Breakers & Switchgear at Sterkx & Prescott

**PROJECT JUSTIFICATION:**

MISO analysis shows overloads on the Downtown to Willow Glen line. Reconductoring to upgrade line must be completed by 2020 to

**PROJECT PRIORITY:**

A

**START DATE:** Ongoing

**EST TIME TO COMPLETE:** Ongoing

**OPERATING BUDGET EFFECT:**

NONE

N/A

SEE DETAIL

**SHEET A 2018-2019/2022-2023 CAPITAL IMPROVEMENTS PROGRAM**

<b>PROJECT TITLE:</b> DG Hunter Units #5-11	<b>PROJECT CATEGORY:</b> Electric
<b>PROJECT NUMBER:</b> 721401	<b>COUNCIL DISTRICT #</b> N/A
<b>DIVISION:</b> Utilities	<b>DEPARTMENT:</b> Electric Production

**PROJECT BUDGET**

**REVENUE BREAKDOWN**

REVENUE SOURCES				UTILITY FUND	Utility Revenue Bonds 2013	TOTAL
PRIOR BDGTS				1,261,009	85,532,709	86,793,718
PRIOR EXP				16,135	85,816,072	85,832,207
BUDGET C/O				1,244,874	(283,363)	961,511
2018-2019						0
2019-2020						0
2020-2021						0
2021-2022						0
2022-2023						0
BEYOND 2023						0
<b>TOTAL COST</b>				1,261,009	85,532,709	86,793,718

**EXPENDITURE BREAKDOWN**

EXPENDITURE BREAKDOWN	ENGINEERING	TESTING	LAND ACQUISITION	CONSTRUCTION	OTHER	TOTAL
PRIOR BDGTS					86,793,718	86,793,718
2018-2019						0
2019-2020						0
2020-2021						0
2021-2022						0
2022-2023						0
BEYOND 2023						0
<b>TOTAL COST</b>					86,793,718	86,793,718

**PROJECT SPECIFICATIONS**

**PROJECT DESCRIPTION:**

Installation of seven (7) 9.3 MW Wartsila natural gas fueled reciprocating engine generators at DG Hunter Electrical Generating Station.

**PROJECT JUSTIFICATION:**

Provide generation for the City's future electrical resource plan.

**PROJECT PRIORITY:**

**START DATE:** 2016

A  
**EST TIME TO COMPLETE:** 18 months

**OPERATING BUDGET EFFECT:**

NONE

N/A

SEE DETAIL

**SHEET A 2018-2019/2022-2023 CAPITAL IMPROVEMENTS PROGRAM**

<b>PROJECT TITLE:</b> Bayou Cove #1 Comb Inspection	<b>PROJECT CATEGORY:</b> Electric
<b>PROJECT NUMBER:</b> 721502	<b>COUNCIL DISTRICT #</b> N/A
<b>DIVISION:</b> Utilities	<b>DEPARTMENT:</b> Electric Production

**PROJECT BUDGET  
REVENUE BREAKDOWN**

REVENUE SOURCES					UTILITY FUND	TOTAL
PRIOR BDGTS					620,000	620,000
PRIOR EXP					320,000	320,000
BUDGET C/O					300,000	300,000
2018-2019						0
2019-2020						0
2020-2021						0
2021-2022						0
2022-2023						0
BEYOND 2023						0
<b>TOTAL COST</b>					620,000	620,000

**EXPENDITURE BREAKDOWN**

EXPENDITURE BREAKDOWN	ENGINEERING	TESTING	LAND ACQUISITION	CONSTRUCTION	OTHER	TOTAL
PRIOR BDGTS					620,000	620,000
2018-2019						0
2019-2020						0
2020-2021						0
2021-2022						0
2022-2023						0
BEYOND 2023						0
<b>TOTAL COST</b>					620,000	620,000

**PROJECT SPECIFICATIONS**

**PROJECT DESCRIPTION:**

Tear down and inspection of Bayou Cove #1 turbine and combustion path.

**PROJECT JUSTIFICATION:**

Required by the manufacturer.

**PROJECT PRIORITY:**

A

**START DATE:** 2015

**EST TIME TO COMPLETE:** 1 Month

**OPERATING BUDGET EFFECT:**

NONE

N/A

SEE DETAIL

**SHEET A 2018-2019/2022-2023 CAPITAL IMPROVEMENTS PROGRAM**

<b>PROJECT TITLE:</b> Bayou Cove #1 Capital Improvement	<b>PROJECT CATEGORY:</b> Electric
<b>PROJECT NUMBER:</b> 721503	<b>COUNCIL DISTRICT #</b> N/A
<b>DIVISION:</b> Utilities	<b>DEPARTMENT:</b> Electric Production

**PROJECT BUDGET  
REVENUE BREAKDOWN**

REVENUE SOURCES					UTILITY FUND	TOTAL
PRIOR BDGTS					75,000	75,000
PRIOR EXP						0
BUDGET C/O					75,000	75,000
2018-2019						0
2019-2020						0
2020-2021						0
2021-2022						0
2022-2023						0
BEYOND 2023						0
<b>TOTAL COST</b>					75,000	75,000

**EXPENDITURE BREAKDOWN**

EXPENDITURE BREAKDOWN	ENGINEERING	TESTING	LAND ACQUISITION	CONSTRUCTION	OTHER	TOTAL
PRIOR BDGTS					75,000	75,000
2018-2019						0
2019-2020						0
2020-2021						0
2021-2022						0
2022-2023						0
BEYOND 2023						0
<b>TOTAL COST</b>					75,000	75,000

**PROJECT SPECIFICATIONS**

**PROJECT DESCRIPTION:**

Capital Improvement as needed for Bayou Cove #1.

**PROJECT JUSTIFICATION:**

The City acquired Bayou Cove #1 in 2014, and recognized the need for minor capital improvements as needs arise.

**PROJECT PRIORITY:**

A

**START DATE:**

Ongoing

**EST TIME TO COMPLETE:** Ongoing

**OPERATING BUDGET EFFECT:**

NONE

N/A

SEE DETAIL



**SHEET A 2018-2019/2022-2023 CAPITAL IMPROVEMENTS PROGRAM**

<b>PROJECT TITLE:</b> Willow Glen Transformer Replacement	<b>PROJECT CATEGORY:</b> Electric
<b>PROJECT NUMBER:</b> 721701	<b>COUNCIL DISTRICT #</b> N/A
<b>DIVISION:</b> Utilities	<b>DEPARTMENT:</b> Electric Distribution

**PROJECT BUDGET  
REVENUE BREAKDOWN**

REVENUE SOURCES					UTILITY FUND	TOTAL
PRIOR BDGTS					1,575,000	1,575,000
PRIOR EXP					31,952	31,952
BUDGET C/O					1,543,048	1,543,048
2018-2019					(600,000)	(600,000)
2019-2020						0
2020-2021						0
2021-2022						0
2022-2023						0
BEYOND 2023						0
<b>TOTAL COST</b>					943,048	975,000

**EXPENDITURE BREAKDOWN**

EXPENDITURE BREAKDOWN	ENGINEERING	TESTING	LAND ACQUISITION	CONSTRUCTION	OTHER	TOTAL
PRIOR BDGTS	155,000			595,000	825,000	1,575,000
2018-2019					(600,000)	(600,000)
2019-2020						0
2020-2021						0
2021-2022						0
2022-2023						0
BEYOND 2023						0
<b>TOTAL COST</b>					225,000	975,000

**PROJECT SPECIFICATIONS**

<b>PROJECT DESCRIPTION:</b> Replace transformer at the Willow Glen Substation.	
<b>PROJECT JUSTIFICATION:</b> Existing transformer is at the end of useful life.	
<b>PROJECT PRIORITY:</b>	A
<b>START DATE:</b> 2019	<b>EST TIME TO COMPLETE:</b> 2 Years
<b>OPERATING BUDGET EFFECT:</b>	
<input checked="" type="checkbox"/> NONE	<input type="checkbox"/> N/A
<input type="checkbox"/> SEE DETAIL	

**SHEET A 2018-2019/2022-2023 CAPITAL IMPROVEMENTS PROGRAM**

<b>PROJECT TITLE:</b> Rep Twin Bridges Autotransformer	<b>PROJECT CATEGORY:</b> Electric
<b>PROJECT NUMBER:</b> 721702	<b>COUNCIL DISTRICT #</b> N/A
<b>DIVISION:</b> Utilities	<b>DEPARTMENT:</b> Electric Distribution

**PROJECT BUDGET  
REVENUE BREAKDOWN**

REVENUE SOURCES	Utility Revenue Bonds 2013	UTILITY FUND	TOTAL
PRIOR BDGTS	1,250,000	2,450,000	3,700,000
PRIOR EXP		27,561	27,561
BUDGET C/O	1,250,000	2,422,439	3,672,439
2018-2019		600,000	600,000
2019-2020			0
2020-2021			0
2021-2022			0
2022-2023			0
BEYOND 2023			0
<b>TOTAL COST</b>	<b>1,250,000</b>	<b>3,022,439</b>	<b>4,300,000</b>

**EXPENDITURE BREAKDOWN**

EXPENDITURE BREAKDOWN	ENGINEERING	TESTING	LAND ACQUISITION	CONSTRUCTION	OTHER	TOTAL
PRIOR BDGTS				900,000	2,800,000	3,700,000
2018-2019					600,000	600,000
2019-2020						0
2020-2021						0
2021-2022						0
2022-2023						0
BEYOND 2023						0
<b>TOTAL COST</b>					<b>3,400,000</b>	<b>4,300,000</b>

**PROJECT SPECIFICATIONS**

<b>PROJECT DESCRIPTION:</b> Replace transformer at the Twin Bridges Road Substation.	
<b>PROJECT JUSTIFICATION:</b> Existing transformer is at the end of useful life.	
<b>PROJECT PRIORITY:</b>	A
<b>START DATE:</b> 2019	<b>EST TIME TO COMPLETE:</b> 2 Years
<b>OPERATING BUDGET EFFECT:</b>	
<input checked="" type="checkbox"/> NONE <input type="checkbox"/> N/A <input type="checkbox"/> SEE DETAIL	

**SHEET A 2018-2019/2022-2023 CAPITAL IMPROVEMENTS PROGRAM**

<b>PROJECT TITLE:</b> Rep Bayou Rapides Autotransformer	<b>PROJECT CATEGORY:</b> Electric
<b>PROJECT NUMBER:</b> 721703	<b>COUNCIL DISTRICT #</b> N/A
<b>DIVISION:</b> Utilities	<b>DEPARTMENT:</b> Electric Distribution

**PROJECT BUDGET  
REVENUE BREAKDOWN**

REVENUE SOURCES					UTILITY FUND	TOTAL
PRIOR BDGTS					1,700,000	1,700,000
PRIOR EXP						0
BUDGET C/O					1,700,000	1,700,000
2018-2019						0
2019-2020						0
2020-2021						0
2021-2022						0
2022-2023						0
BEYOND 2023						0
<b>TOTAL COST</b>						1,700,000

**EXPENDITURE BREAKDOWN**

EXPENDITURE BREAKDOWN	ENGINEERING	TESTING	LAND ACQUISITION	CONSTRUCTION	OTHER	TOTAL
PRIOR BDGTS					1,700,000	1,700,000
2018-2019						0
2019-2020						0
2020-2021						0
2021-2022						0
2022-2023						0
BEYOND 2023						0
<b>TOTAL COST</b>	0			0		1,700,000

**PROJECT SPECIFICATIONS**

**PROJECT DESCRIPTION:**

Replace transformer at the Bayou Rapides Substation.

**PROJECT JUSTIFICATION:**

Existing transformer is 35 years old and nearing the end of it's usetul life.

**PROJECT PRIORITY:**

**START DATE:** 2020

**EST TIME TO COMPLETE:** 2 Years

**OPERATING BUDGET EFFECT:**

X NONE

N/A

SEE DETAIL

**SHEET A 2018-2019/2022-2023 CAPITAL IMPROVEMENTS PROGRAM**

<b>PROJECT TITLE:</b> MacArthur Drive Lighting Replacement	<b>PROJECT CATEGORY:</b> Electric
<b>PROJECT NUMBER:</b> 721704	<b>COUNCIL DISTRICT #</b> N/A
<b>DIVISION:</b> Utilities	<b>DEPARTMENT:</b> Electric Distribution

**PROJECT BUDGET  
REVENUE BREAKDOWN**

REVENUE SOURCES					UTILITY FUND	TOTAL
PRIOR BDGTS					1,250,000	1,250,000
PRIOR EXP					118,067	118,067
BUDGET C/O					1,131,933	1,131,933
2018-2019					750,000	750,000
2019-2020					750,000	750,000
2020-2021					750,000	750,000
2021-2022						0
2022-2023						0
BEYOND 2023						0
<b>TOTAL COST</b>					<b>3,381,933</b>	<b>3,500,000</b>

**EXPENDITURE BREAKDOWN**

EXPENDITURE BREAKDOWN	ENGINEERING	TESTING	LAND ACQUISITION	CONSTRUCTION	OTHER	TOTAL
PRIOR BDGTS					1,250,000	1,250,000
2018-2019	75,000				675,000	750,000
2019-2020	75,000				675,000	750,000
2020-2021	75,000				675,000	750,000
2021-2022						0
2022-2023						0
BEYOND 2023						0
<b>TOTAL COST</b>	<b>75,000</b>				<b>3,275,000</b>	<b>3,500,000</b>

**PROJECT SPECIFICATIONS**

**PROJECT DESCRIPTION:**

Replacement of approximately 5 miles of existing roadway lighting with modern, energy efficient system.

**PROJECT JUSTIFICATION:**

Existing was installed in the 1970's. It is outdated and beyond repair.

**PROJECT PRIORITY:**

**START DATE:** 2018      **EST TIME TO COMPLETE:** 18 months

**OPERATING BUDGET EFFECT:**

NONE     
  N/A     
  SEE DETAIL

**SHEET A 2018-2019/2022-2023 CAPITAL IMPROVEMENTS PROGRAM**

<b>PROJECT TITLE:</b> Demolition of DG Hunter #1-4	<b>PROJECT CATEGORY:</b> Electric
<b>PROJECT NUMBER:</b> 721801	<b>COUNCIL DISTRICT #</b> N/A
<b>DIVISION:</b> Utilities	<b>DEPARTMENT:</b> Electric Distribution

**PROJECT BUDGET  
REVENUE BREAKDOWN**

REVENUE SOURCES					UTILITY FUND	TOTAL
PRIOR BDGTS					200,000	200,000
PRIOR EXP					3,730	3,730
BUDGET C/0					196,270	196,270
2018-2019					50,000	50,000
2019-2020					100,000	100,000
2020-2021					100,000	100,000
2021-2022					100,000	100,000
2022-2023						0
BEYOND 2023						0
<b>TOTAL COST</b>					550,000	550,000

**EXPENDITURE BREAKDOWN**

EXPENDITURE BREAKDOWN	ENGINEERING	TESTING	LAND ACQUISITION	CONSTRUCTION	OTHER	TOTAL
PRIOR BDGTS					200,000	200,000
2018-2019					50,000	50,000
2019-2020					100,000	100,000
2020-2021					100,000	100,000
2021-2022					100,000	100,000
2022-2023						0
BEYOND 2023						0
<b>TOTAL COST</b>					550,000	550,000

**PROJECT SPECIFICATIONS**

**PROJECT DESCRIPTION:**

Dismantling and salvaging of DG Hunter Units #1-4.

**PROJECT JUSTIFICATION:**

This units are obsolete and no longer needed for the production of electricity.

**PROJECT PRIORITY:**

A

**START DATE:**

2018 EST TIME TO COMPLETE: 5 Years

**OPERATING BUDGET EFFECT:**

X NONE N/A SEE DETAIL

**SHEET A 2018-2019/2022-2023 CAPITAL IMPROVEMENTS PROGRAM**

<b>PROJECT TITLE:</b> Prescott 2400V Conversion	<b>PROJECT CATEGORY:</b> Electric
<b>PROJECT NUMBER:</b> 721802	<b>COUNCIL DISTRICT #</b> N/A
<b>DIVISION:</b> Utilities	<b>DEPARTMENT:</b> Electric Distribution

**PROJECT BUDGET  
REVENUE BREAKDOWN**

REVENUE SOURCES					UTILITY FUND	TOTAL
PRIOR BDGTS					450,000	450,000
PRIOR EXP						0
BUDGET C/D					450,000	450,000
2018-2019						0
2019-2020					450,000	450,000
2020-2021						0
2021-2022						0
2022-2023						0
BEYOND 2023						0
<b>TOTAL COST</b>					900,000	900,000

**EXPENDITURE BREAKDOWN**

EXPENDITURE BREAKDOWN	ENGINEERING	TESTING	LAND ACQUISITION	CONSTRUCTION	OTHER	TOTAL
PRIOR BDGTS				450,000		450,000
2018-2019						0
2019-2020				450,000		450,000
2020-2021						0
2021-2022						0
2022-2023						0
BEYOND 2023						0
<b>TOTAL COST</b>	0			900,000	0	900,000

**PROJECT SPECIFICATIONS**

**PROJECT DESCRIPTION:**

Conversion of the Prescott Electric Substation and circuits to 72./12.5 KV operation. Project will include reconductoring 3 distribution circuits and replacing roughly 200 pole mounted transformers.

**PROJECT JUSTIFICATION:**

Modernization of system.

**PROJECT PRIORITY:**

**START DATE:** 2019      **EST TIME TO COMPLETE:** 18 months

**OPERATING BUDGET EFFECT:**

NONE     
  N/A     
  SEE DETAIL

**SHEET A 2018-2019/2022-2023 CAPITAL IMPROVEMENTS PROGRAM**

<b>PROJECT TITLE:</b> Downtown-Willow Glen 138KV Rebuild	<b>PROJECT CATEGORY:</b> Electric
<b>PROJECT NUMBER:</b> 721901	<b>COUNCIL DISTRICT #</b> N/A
<b>DIVISION:</b> Utilities	<b>DEPARTMENT:</b> Electric Distribution

**PROJECT BUDGET  
REVENUE BREAKDOWN**

REVENUE SOURCES					UTILITY FUND	TOTAL
PRIOR BDGTS						0
PRIOR EXP						0
BUDGET C/O						0
2018-2019					3,500,000	3,500,000
2019-2020					4,000,000	4,000,000
2020-2021						0
2021-2022						0
2022-2023						0
BEYOND 2023						0
<b>TOTAL COST</b>					<b>7,500,000</b>	<b>7,500,000</b>

**EXPENDITURE BREAKDOWN**

EXPENDITURE BREAKDOWN	ENGINEERING	TESTING	LAND ACQUISITION	CONSTRUCTION	OTHER	TOTAL
PRIOR BDGTS						0
2018-2019					3,500,000	3,500,000
2019-2020					4,000,000	4,000,000
2020-2021						0
2021-2022						0
2022-2023						0
BEYOND 2023						0
<b>TOTAL COST</b>	0			0	<b>7,500,000</b>	<b>7,500,000</b>

**PROJECT SPECIFICATIONS**

**PROJECT DESCRIPTION:**

Reconductoring approximately 7 miles of existing 636 AAC, 138 KV transmission lines to 636 ACCC conductor. This will increase the lines carrying capacity by roughly 95%.

**PROJECT JUSTIFICATION:**

MISO mandated for system reliability.

**PROJECT PRIORITY:**

**START DATE:** 2018      **EST TIME TO COMPLETE:** 18 months

**OPERATING BUDGET EFFECT:**

X NONE      N/A      SEE DETAIL

**SHEET A 2018-2019/2022-2023 CAPITAL IMPROVEMENTS PROGRAM**

<b>PROJECT TITLE:</b> DG Hunter #5-11 Major Maintenance	<b>PROJECT CATEGORY:</b> Electric
<b>PROJECT NUMBER:</b> 721902	<b>COUNCIL DISTRICT #</b> N/A
<b>DIVISION:</b> Utilities	<b>DEPARTMENT:</b> Electric Distribution

**PROJECT BUDGET  
REVENUE BREAKDOWN**

REVENUE SOURCES					UTILITY FUND	TOTAL
PRIOR BDGTS						0
PRIOR EXP						0
BUDGET C/O						0
2018-2019					350,000	350,000
2019-2020					350,000	350,000
2020-2021					350,000	350,000
2021-2022						0
2022-2023						0
BEYOND 2023						0
<b>TOTAL COST</b>					1,050,000	1,050,000

**EXPENDITURE BREAKDOWN**

EXPENDITURE BREAKDOWN	ENGINEERING	TESTING	LAND ACQUISITION	CONSTRUCTION	OTHER	TOTAL
PRIOR BDGTS						0
2018-2019					350,000	350,000
2019-2020					350,000	350,000
2020-2021					350,000	350,000
2021-2022						0
2022-2023						0
BEYOND 2023						0
<b>TOTAL COST</b>	0			0	1,050,000	1,050,000

**PROJECT SPECIFICATIONS**

<b>PROJECT DESCRIPTION:</b> Major Maintenance of RICE units #5-11.	
<b>PROJECT JUSTIFICATION:</b> Required by the manufacturer's recommendation.	
<b>PROJECT PRIORITY:</b>	A
<b>START DATE:</b> 2018	<b>EST TIME TO COMPLETE:</b> 18 months
<b>OPERATING BUDGET EFFECT:</b>	
<input checked="" type="checkbox"/> NONE	<input type="checkbox"/> N/A
<input type="checkbox"/> SEE DETAIL	

**SHEET A 2018-2019/2022-2023 CAPITAL IMPROVEMENTS PROGRAM**

<b>PROJECT TITLE:</b> DG Hunter #5-11 Stack Testing	<b>PROJECT CATEGORY:</b> Electric
<b>PROJECT NUMBER:</b> 721903	<b>COUNCIL DISTRICT #</b> N/A
<b>DIVISION:</b> Utilities	<b>DEPARTMENT:</b> Electric Distribution

**PROJECT BUDGET  
REVENUE BREAKDOWN**

REVENUE SOURCES					UTILITY FUND	TOTAL
PRIOR BDGTS						0
PRIOR EXP						0
BUDGET C/O						0
2018-2019					75,000	75,000
2019-2020						0
2020-2021						0
2021-2022					75,000	75,000
2022-2023						0
BEYOND 2023						0
<b>TOTAL COST</b>					150,000	150,000

**EXPENDITURE BREAKDOWN**

EXPENDITURE BREAKDOWN	ENGINEERING	TESTING	LAND ACQUISITION	CONSTRUCTION	OTHER	TOTAL
PRIOR BDGTS						0
2018-2019					75,000	75,000
2019-2020						0
2020-2021						0
2021-2022					75,000	75,000
2022-2023						0
BEYOND 2023						0
<b>TOTAL COST</b>	0			0	150,000	150,000

**PROJECT SPECIFICATIONS**

**PROJECT DESCRIPTION:**

Emissions testing and certification of RICE units #5-11.

**PROJECT JUSTIFICATION:**

EPA mandated.

**PROJECT PRIORITY:**

**START DATE:**

2018

**EST TIME TO COMPLETE:** 18 months

**OPERATING BUDGET EFFECT:**

NONE

N/A

SEE DETAIL

**SHEET A 2018-2019/2022-2023 CAPITAL IMPROVEMENTS PROGRAM**

<b>PROJECT TITLE:</b> Prescott Breaker & Switch Replacement	<b>PROJECT CATEGORY:</b> Electric
<b>PROJECT NUMBER:</b> N/A	<b>COUNCIL DISTRICT #</b> N/A
<b>DIVISION:</b> Utilities	<b>DEPARTMENT:</b> Electric Distribution

**PROJECT BUDGET**

**REVENUE BREAKDOWN**

REVENUE SOURCES					UTILITY FUND	TOTAL
PRIOR BDGTS						0
PRIOR EXP						0
BUDGET C/O						0
2018-2019						0
2019-2020						0
2020-2021						0
2021-2022						0
2022-2023						0
BEYOND 2023					300,000	300,000
<b>TOTAL COST</b>						<b>300,000</b>

**EXPENDITURE BREAKDOWN**

EXPENDITURE BREAKDOWN	ENGINEERING	TESTING	LAND ACQUISITION	CONSTRUCTION	OTHER	TOTAL
PRIOR BDGTS						0
2018-2019						0
2019-2020						0
2020-2021						0
2021-2022						0
2022-2023						0
BEYOND 2023	30,000			270,000		300,000
<b>TOTAL COST</b>					0	<b>300,000</b>

**PROJECT SPECIFICATIONS**

**PROJECT DESCRIPTION:**

Replace Breaker and Switch at the Prescott Road Substation.

**PROJECT JUSTIFICATION:**

Existing equipment is past useful life.

**PROJECT PRIORITY:**

**START DATE:** N/A

A  
**EST TIME TO COMPLETE:** N/A

**OPERATING BUDGET EFFECT:**

NONE

N/A

SEE DETAIL

**SHEET A 2018-2019/2022-2023 CAPITAL IMPROVEMENTS PROGRAM**

<b>PROJECT TITLE:</b> Willow Glen Breaker & Switch Rep	<b>PROJECT CATEGORY:</b> Electric
<b>PROJECT NUMBER:</b> N/A	<b>COUNCIL DISTRICT #</b> N/A
<b>DIVISION:</b> Utilities	<b>DEPARTMENT:</b> Electric Distribution

**PROJECT BUDGET**

**REVENUE BREAKDOWN**

REVENUE SOURCES					UTILITY FUND	TOTAL
PRIOR BDGTS						0
PRIOR EXP						0
BUDGET C/O						0
2018-2019						0
2019-2020						0
2020-2021						0
2021-2022						0
2022-2023						0
BEYOND 2023					240,000	240,000
<b>TOTAL COST</b>					240,000	240,000

**EXPENDITURE BREAKDOWN**

EXPENDITURE BREAKDOWN	ENGINEERING	TESTING	LAND ACQUISITION	CONSTRUCTION	OTHER	TOTAL
PRIOR BDGTS						0
2018-2019						0
2019-2020						0
2020-2021						0
2021-2022						0
2022-2023						0
BEYOND 2023	24,000			216,000		240,000
<b>TOTAL COST</b>	24,000			216,000	0	240,000

**PROJECT SPECIFICATIONS**

<b>PROJECT DESCRIPTION:</b> Replace Breaker and Switch at the Willow Glen Road Substation.	
<b>PROJECT JUSTIFICATION:</b> Existing equipment is past useful life.	
<b>PROJECT PRIORITY:</b> A	
<b>START DATE:</b> N/A	<b>EST TIME TO COMPLETE:</b> N/A
<b>OPERATING BUDGET EFFECT:</b>	
<input checked="" type="checkbox"/> NONE	<input type="checkbox"/> N/A <input type="checkbox"/> SEE DETAIL

**SHEET A 2018-2019/2022-2023 CAPITAL IMPROVEMENTS PROGRAM**

<b>PROJECT TITLE:</b> Twin Bridges Breaker & Switch Rep	<b>PROJECT CATEGORY:</b> Electric
<b>PROJECT NUMBER:</b> N/A	<b>COUNCIL DISTRICT #</b> N/A
<b>DIVISION:</b> Utilities	<b>DEPARTMENT:</b> Electric Distribution

**PROJECT BUDGET**

**REVENUE BREAKDOWN**

REVENUE SOURCES					UTILITY FUND	TOTAL
PRIOR BDGTS						0
PRIOR EXP						0
BUDGET C/O						0
2018-2019						0
2019-2020						0
2020-2021						0
2021-2022						0
2022-2023						0
BEYOND 2023					400,000	400,000
<b>TOTAL COST</b>					400,000	400,000

**EXPENDITURE BREAKDOWN**

EXPENDITURE BREAKDOWN	ENGINEERING	TESTING	LAND ACQUISITION	CONSTRUCTION	OTHER	TOTAL
PRIOR BDGTS						0
2018-2019						0
2019-2020						0
2020-2021						0
2021-2022						0
2022-2023						0
BEYOND 2023	40,000			360,000		400,000
<b>TOTAL COST</b>	40,000			360,000	0	400,000

**PROJECT SPECIFICATIONS**

**PROJECT DESCRIPTION:**  
Replace Breaker and Switch at the Twin Bridges Road Substation.

**PROJECT JUSTIFICATION:**  
Existing equipment is past useful life.

**PROJECT PRIORITY:** A  
**START DATE:** N/A      **EST TIME TO COMPLETE:** N/A  
**OPERATING BUDGET EFFECT:**  
 NONE       N/A       SEE DETAIL

**SHEET A 2018-2019/2022-2023 CAPITAL IMPROVEMENTS PROGRAM**

<b>PROJECT TITLE:</b> Replace Bayou Rapides Switchgear #1	<b>PROJECT CATEGORY:</b> Electric
<b>PROJECT NUMBER:</b> N/A	<b>COUNCIL DISTRICT #</b> N/A
<b>DIVISION:</b> Utilities	<b>DEPARTMENT:</b> Electric Distribution

**PROJECT BUDGET  
REVENUE BREAKDOWN**

REVENUE SOURCES					UTILITY FUND	TOTAL
PRIOR BDGTS						0
PRIOR EXP						0
BUDGET C/O						0
2018-2019						0
2019-2020						0
2020-2021						0
2021-2022						0
2022-2023						0
BEYOND 2023					675,000	675,000
<b>TOTAL COST</b>					<b>675,000</b>	<b>675,000</b>

**EXPENDITURE BREAKDOWN**

EXPENDITURE BREAKDOWN	ENGINEERING	TESTING	LAND ACQUISITION	CONSTRUCTION	OTHER	TOTAL
PRIOR BDGTS						0
2018-2019						0
2019-2020						0
2020-2021						0
2021-2022						0
2022-2023						0
BEYOND 2023					675,000	675,000
<b>TOTAL COST</b>					<b>675,000</b>	<b>675,000</b>

**PROJECT SPECIFICATIONS**

**PROJECT DESCRIPTION:**

Replace existing switchgear at Bayou Rapides Substation.

**PROJECT JUSTIFICATION:**

Improve reliability of power to customers.

**PROJECT PRIORITY:**

**START DATE:** 2018

**EST TIME TO COMPLETE:** 18 months

**OPERATING BUDGET EFFECT:**

X NONE

N/A

SEE DETAIL

**SHEET A 2018-2019/2022-2023 CAPITAL IMPROVEMENTS PROGRAM**

<b>PROJECT TITLE:</b> Replace Prescott Transformer #2	<b>PROJECT CATEGORY:</b> Electric
<b>PROJECT NUMBER:</b> N/A	<b>COUNCIL DISTRICT #</b> N/A
<b>DIVISION:</b> Utilities	<b>DEPARTMENT:</b> Electric Distribution

**PROJECT BUDGET  
REVENUE BREAKDOWN**

REVENUE SOURCES					UTILITY FUND	TOTAL
PRIOR BDGTS						0
PRIOR EXP						0
BUDGET C/O						0
2018-2019						0
2019-2020						0
2020-2021						0
2021-2022						0
2022-2023						0
BEYOND 2023					1,750,000	1,750,000
<b>TOTAL COST</b>					<b>1,750,000</b>	<b>1,750,000</b>

**EXPENDITURE BREAKDOWN**

EXPENDITURE BREAKDOWN	ENGINEERING	TESTING	LAND ACQUISITION	CONSTRUCTION	OTHER	TOTAL
PRIOR BDGTS						0
2018-2019						0
2019-2020						0
2020-2021						0
2021-2022						0
2022-2023						0
BEYOND 2023					1,750,000	1,750,000
<b>TOTAL COST</b>					<b>1,750,000</b>	<b>1,750,000</b>

**PROJECT SPECIFICATIONS**

**PROJECT DESCRIPTION:**

Replace Transformer #2 at the Prescott Road Substation.

**PROJECT JUSTIFICATION:**

Existing transformer was placed in 1971. Replacement is needed to continue reliability of power to customers.

**PROJECT PRIORITY:**

**START DATE:** 2018      **EST TIME TO COMPLETE:** 18 months

**OPERATING BUDGET EFFECT:**

NONE     
  N/A     
  SEE DETAIL

**SHEET A 2018-2019/2022-2023 CAPITAL IMPROVEMENTS PROGRAM**

<b>PROJECT TITLE:</b> DG Hunter Unit #12	<b>PROJECT CATEGORY:</b> Electric
<b>PROJECT NUMBER:</b> N/A	<b>COUNCIL DISTRICT #</b> N/A
<b>DIVISION:</b> Utilities	<b>DEPARTMENT:</b> Electric Distribution

**PROJECT BUDGET  
REVENUE BREAKDOWN**

REVENUE SOURCES					UTILITY FUND	TOTAL
PRIOR BDGTS						0
PRIOR EXP						0
BUDGET C/O						0
2018-2019						0
2019-2020						0
2020-2021						0
2021-2022						0
2022-2023						0
BEYOND 2023					10,000,000	10,000,000
<b>TOTAL COST</b>					10,000,000	10,000,000

**EXPENDITURE BREAKDOWN**

EXPENDITURE BREAKDOWN	ENGINEERING	TESTING	LAND ACQUISITION	CONSTRUCTION	OTHER	TOTAL
PRIOR BDGTS						0
2018-2019						0
2019-2020						0
2020-2021						0
2021-2022						0
2022-2023						0
BEYOND 2023					10,000,000	10,000,000
<b>TOTAL COST</b>					10,000,000	10,000,000

**PROJECT SPECIFICATIONS**

<b>PROJECT DESCRIPTION:</b> Addition of another Reciprocating Internal Combustion Engine to the DG Hunter Power Plant.	
<b>PROJECT JUSTIFICATION:</b> Additional electric production capacity.	
<b>PROJECT PRIORITY:</b>	A
<b>START DATE:</b> N/A	<b>EST TIME TO COMPLETE:</b> N/A
<b>OPERATING BUDGET EFFECT:</b>	
<input checked="" type="checkbox"/> NONE	<input type="checkbox"/> N/A <input type="checkbox"/> SEE DETAIL



## 2018-2019/2022-2023 CAPITAL IMPROVEMENTS BUDGET

### TABLE OF CONTENTS

#### WATER

		<b>PAGE</b>
750004	Waterline Replacement & Rehab .....	158
751001	Water Well Reclamation .....	159
751201	Martin Park Water Main Rep .....	160
751202	Replace Water Wells .....	161
751302	McNutt Field Water Feeder Line .....	162
751401	Adams Station 2400V to 480V .....	163
751403	City Park Tank Replacement .....	164
751602	Fire Hydrant Thread Standardization .....	165
751701	Rosalino Tank Repair & Paint .....	166
751702	TRC Rechlorination Station .....	167
751703	Annadale Road Improvements .....	168
751704	Water Main Rep-Legacy System .....	169
*	Water Well Meter Replacement .....	170
*	Kisatchie By Pass Phase I .....	171
*	Adams Tank Repair & Paint .....	172
*	Sterkx Road Materials Storage Cover .....	173
*	Highway 1 South Wellfield Ph 1 .....	174
*	Highway 1 South Wellfield Ph 2 .....	175
*	Adams Pump Station Line Renovation .....	176

2018-2019

**COMBINED CAPITAL PROJECTS  
SOURCES OF FUNDING SUMMARY**

**WATER**

PROJECT IDENTIFICATION	SALES TAXES	AD VAL TAX- 14	AD VAL TAX- 18	FEDERAL FUNDS	OTHER FUNDS	UTILITY FUND	OTHER	TOTALS
Waterline Replacement & Rehab						500,000		500,000
Water Well Reclamation						750,000		750,000
Replace Water Wells						1,000,000		1,000,000
Rosalino Tank Repair & Paint						135,000		135,000
Annadale Road Improvements						350,000		350,000
Water Well Meter Replacement						410,000		410,000
<hr/>								
Total Water	0	0	0	0	0	3,145,000	0	3,145,000
<hr/>								

2018-2019

**ENTERPRISE CAPITAL PROJECTS  
FIVE YEAR CAPITAL PLAN**

**WATER**

PROJ #	PROJECT IDENTIFICATION	BUDGET C/O	FISCAL YEAR					TOTAL 5 YEAR	BEYOND 2023	TOTAL COST
			18-19	19-20	20-21	21-22	22-23			
750004	Waterline Replacement & Rehab	953,492	500,000	750,000	750,000	750,000	750,000	3,500,000		4,453,492
751001	Water Well Reclamation	1,141,202	750,000	1,000,000	750,000	1,000,000	750,000	4,250,000		5,391,202
751201	Martin Park Water Main Rep	462,443		475,000				475,000		937,443
751202	Replace Water Wells	787,130	1,000,000	750,000	750,000	750,000	750,000	4,000,000		4,787,130
751302	McNutt Field Water Feeder Line	59,714		675,000	675,000			1,350,000		1,409,714
751401	Adams Station 2400V to 480V	133,800						0		133,800
751403	City Park Tank Replacement	475						0		475
751602	Fire Hydrant Thread Standardization	105,000						0		105,000
751701	Rosalino Tank Repair & Paint	604,020	135,000					135,000		939,020
751702	TRC Rechlorination Station	239,000						0		239,000
751703	Annadale Road Improvements	114,199	350,000					350,000		464,199
751704	Water Main Rep-Legacy System	540,183		500,000	500,000	650,000	650,000	2,300,000		2,840,183
751901	Water Well Meter Replacement	0	410,000					410,000		410,000
*	Kisatchie By Pass Phase I	0						0	2,429,000	2,429,000
*	Adams Tank Repair & Paint	0						0	1,177,000	1,177,000
*	Sterix Road Materials Storage Cover	0						0	175,000	175,000
*	Highway 1 South Wellfield Ph 1	0						0	1,195,000	1,195,000
*	Highway 1 South Wellfield Ph 2	0						0	3,526,000	3,526,000
*	Adams Pump Station Line Renovation	0						0	1,935,000	1,935,000
<b>Total Water</b>		<b>5,340,658</b>	<b>3,145,000</b>	<b>4,150,000</b>	<b>3,425,000</b>	<b>3,150,000</b>	<b>2,900,000</b>	<b>16,770,000</b>	<b>10,437,000</b>	<b>32,547,658</b>

- \* Project Number to be Assigned
- ⊕ New or Revised Projects
- ▒ Projects to be closed

**SHEET A 2018-2019/2022-2023 CAPITAL IMPROVEMENTS PROGRAM**

<b>PROJECT TITLE:</b> Waterline Replacement & Rehab	<b>PROJECT CATEGORY:</b> Water
<b>PROJECT NUMBER:</b> 750004	<b>COUNCIL DISTRICT #</b> N/A
<b>DIVISION:</b> Utilities	<b>DEPARTMENT:</b> Water

**PROJECT BUDGET**

**REVENUE BREAKDOWN**

REVENUE SOURCES					UTILITY FUND	TOTAL
PRIOR BDGTS					2,398,111	2,398,111
PRIOR EXP					1,444,619	1,444,619
BUDGET C/O					953,492	953,492
2018-2019					500,000	500,000
2019-2020					750,000	750,000
2020-2021					750,000	750,000
2021-2022					750,000	750,000
2022-2023					750,000	750,000
BEYOND 2023						0
<b>TOTAL COST</b>					<b>5,898,111</b>	<b>5,898,111</b>

**EXPENDITURE BREAKDOWN**

EXPENDITURE BREAKDOWN	ENGINEERING	TESTING	LAND ACQUISITION	CONSTRUCTION	OTHER	TOTAL
PRIOR BDGTS	25,000			2,373,111		2,398,111
2018-2019				500,000		500,000
2019-2020				750,000		750,000
2020-2021				750,000		750,000
2021-2022				750,000		750,000
2022-2023				750,000		750,000
BEYOND 2023						0
<b>TOTAL COST</b>	<b>25,000</b>	<b>0</b>	<b>0</b>	<b>5,873,111</b>	<b>0</b>	<b>5,898,111</b>

**PROJECT SPECIFICATIONS**

<b>PROJECT DESCRIPTION:</b> Replace deteriorated water lines within the City.			
<b>PROJECT JUSTIFICATION:</b> Many lines have exceeded their engineered life expectancy.			
<b>PROJECT PRIORITY:</b>	A		
<b>START DATE:</b> Ongoing	<b>EST TIME TO COMPLETE:</b>	As needed	
<b>OPERATING BUDGET EFFECT:</b>	<input type="checkbox"/> NONE	<input checked="" type="checkbox"/> N/A	<input type="checkbox"/> SEE DETAIL

**SHEET A 2018-2019/2022-2023 CAPITAL IMPROVEMENTS PROGRAM**

<b>PROJECT TITLE:</b> Water Well Reclamation	<b>PROJECT CATEGORY:</b> Water
<b>PROJECT NUMBER:</b> 751001	<b>COUNCIL DISTRICT #</b> 2
<b>DIVISION:</b> Utilities	<b>DEPARTMENT:</b> Water

**PROJECT BUDGET**

**REVENUE BREAKDOWN**

REVENUE SOURCES				Utility Revenue Bonds 2014	UTILITY FUND	TOTAL
PRIOR BDGTS				376,699	3,716,936	4,093,635
PRIOR EXP				376,699	2,575,734	2,952,433
BUDGET C/O				0	1,141,202	1,141,202
2018-2019					750,000	750,000
2019-2020					1,000,000	1,000,000
2020-2021					750,000	750,000
2021-2022					1,000,000	1,000,000
2022-2023					750,000	750,000
BEYOND 2023						0
<b>TOTAL COST</b>					<b>7,966,936</b>	<b>8,343,635</b>

**EXPENDITURE BREAKDOWN**

EXPENDITURE BREAKDOWN	ENGINEERING	TESTING	LAND ACQUISITION	CONSTRUCTION	OTHER	TOTAL
PRIOR BDGTS	200,000			3,893,635		4,093,635
2018-2019				750,000		750,000
2019-2020				1,000,000		1,000,000
2020-2021				750,000		750,000
2021-2022				1,000,000		1,000,000
2022-2023				750,000		750,000
BEYOND 2023						0
<b>TOTAL COST</b>	<b>200,000</b>	<b>0</b>	<b>0</b>	<b>8,143,635</b>	<b>0</b>	<b>8,343,635</b>

**PROJECT SPECIFICATIONS**

**PROJECT DESCRIPTION:**

Reclaim abandoned water well within the City's corporate limits.

**PROJECT JUSTIFICATION:**

Increasing water production inside the City would reduce dependency on the Kisatchie Well Field in time of emergency.

**PROJECT PRIORITY:**

A

**START DATE:** Ongoing

**EST TIME TO COMPLETE:** Ongoing

**OPERATING BUDGET EFFECT:**

NONE

N/A

SEE DETAIL

**SHEET A 2018-2019/2022-2023 CAPITAL IMPROVEMENTS PROGRAM**

<b>PROJECT TITLE:</b> Martin Park Water Main Replacement	<b>PROJECT CATEGORY:</b> Water
<b>PROJECT NUMBER:</b> 751201	<b>COUNCIL DISTRICT #</b> N/A
<b>DIVISION:</b> Utilities	<b>DEPARTMENT:</b> Water

**PROJECT BUDGET**

**REVENUE BREAKDOWN**

REVENUE SOURCES	Utility Rev Bonds 2013	REVENUE BONDS-2008	UTILITY FUND	TOTAL
PRIOR BDGTS	38,440	1,001,305	1,450,560	2,490,305
PRIOR EXP	38,440	1,001,305	988,117	2,027,862
BUDGET C/O	0	0	462,443	462,443
2018-2019				0
2019-2020			475,000	475,000
2020-2021				0
2021-2022				0
2022-2023				0
BEYOND 2023				0
<b>TOTAL COST</b>		1,001,305	1,925,560	2,965,305

**EXPENDITURE BREAKDOWN**

EXPENDITURE BREAKDOWN	ENGINEERING	TESTING	LAND ACQUISITION	CONSTRUCTION	OTHER	TOTAL
PRIOR BDGTS	50,000			2,440,305		2,490,305
2018-2019						0
2019-2020				475,000		475,000
2020-2021						0
2021-2022						0
2022-2023						0
BEYOND 2023						0
<b>TOTAL COST</b>	50,000	0	0	2,915,305	0	2,965,305

**PROJECT SPECIFICATIONS**

**PROJECT DESCRIPTION:**

Replace water mains throughout Martin Park Subdivision.

**PROJECT JUSTIFICATION:**

Existing DI mains are deteriorated and in need of replacement, as well as incorporating new AMR meters.

**PROJECT PRIORITY:**

A

**START DATE:** 2013

**EST TIME TO COMPLETE:**

5 Years

**OPERATING BUDGET EFFECT:**

NONE

N/A

SEE DETAIL

**SHEET A 2018-2019/2022-2023 CAPITAL IMPROVEMENTS PROGRAM**

<b>PROJECT TITLE:</b> Replace Water Wells	<b>PROJECT CATEGORY:</b> Water
<b>PROJECT NUMBER:</b> 751202	<b>COUNCIL DISTRICT #</b> N/A
<b>DIVISION:</b> Utilities	<b>DEPARTMENT:</b> Water

**PROJECT BUDGET**

**REVENUE BREAKDOWN**

REVENUE SOURCES	UTILITY FUND	STATE DHH LOAN	TOTAL
PRIOR BDGTS	750,000	2,583,700	3,333,700
PRIOR EXP		2,546,570	2,546,570
BUDGET C/O	750,000	37,130	787,130
2018-2019	1,000,000		1,000,000
2019-2020	750,000		750,000
2020-2021	750,000		750,000
2021-2022	750,000		750,000
2022-2023	750,000		750,000
BEYOND 2023			0
<b>TOTAL COST</b>	<b>4,750,000</b>	<b>2,583,700</b>	<b>7,333,700</b>

#

**EXPENDITURE BREAKDOWN**

EXPENDITURE BREAKDOWN	ENGINEERING	TESTING	LAND ACQUISITION	CONSTRUCTION	OTHER	TOTAL
PRIOR BDGTS				3,333,700		3,333,700
2018-2019				1,000,000		1,000,000
2019-2020				750,000		750,000
2020-2021				750,000		750,000
2021-2022				750,000		750,000
2022-2023				750,000		750,000
BEYOND 2023						0
<b>TOTAL COST</b>				<b>7,333,700</b>	<b>0</b>	<b>7,333,700</b>

**PROJECT SPECIFICATIONS**

<b>PROJECT DESCRIPTION:</b> Redrill or replace water wells.	
<b>PROJECT JUSTIFICATION:</b> Wells have to be replaced or redrilled as they approach their useful lives.	
<b>PROJECT PRIORITY:</b> Ongoing	<b>A</b>
<b>START DATE:</b>	<b>EST TIME TO COMPLETE:</b>
Ongoing	Ongoing
<b>OPERATING BUDGET EFFECT:</b>	
<input type="checkbox"/> NONE <input checked="" type="checkbox"/>	<input type="checkbox"/> N/A <input type="checkbox"/> SEE DETAIL

**SHEET A 2018-2019/2022-2023 CAPITAL IMPROVEMENTS PROGRAM**

<b>PROJECT TITLE:</b> McNutt Field Water Feeder Line	<b>PROJECT CATEGORY:</b> Water
<b>PROJECT NUMBER:</b> 751302	<b>COUNCIL DISTRICT #</b> N/A
<b>DIVISION:</b> Utilities	<b>DEPARTMENT:</b> Water

**PROJECT BUDGET  
REVENUE BREAKDOWN**

REVENUE SOURCES					UTILITY FUND	TOTAL
PRIOR BDGTS					510,000	510,000
PRIOR EXP					450,286	450,286
BUDGET C/O					59,714	59,714
2018-2019						0
2019-2020					675,000	675,000
2020-2021					675,000	675,000
2021-2022						0
2022-2023						0
BEYOND 2023						0
<b>TOTAL COST</b>					<b>1,860,000</b>	<b>1,860,000</b>

**EXPENDITURE BREAKDOWN**

EXPENDITURE BREAKDOWN	ENGINEERING	TESTING	LAND ACQUISITION	CONSTRUCTION	OTHER	TOTAL
PRIOR BDGTS					510,000	510,000
2018-2019						0
2019-2020					675,000	675,000
2020-2021					675,000	675,000
2021-2022						0
2022-2023						0
BEYOND 2023						0
<b>TOTAL COST</b>					<b>1,860,000</b>	<b>1,860,000</b>

**PROJECT SPECIFICATIONS**

<b>PROJECT DESCRIPTION:</b> Replace water line main from McNutt Well Field to Hwy 1 Tank.	
<b>PROJECT JUSTIFICATION:</b> Existing DI main is deteriorated and in need of replacement.	
<b>PROJECT PRIORITY:</b>	A
<b>START DATE:</b> 2019	<b>EST TIME TO COMPLETE:</b> 2 Year
<b>OPERATING BUDGET EFFECT:</b>	
<input type="checkbox"/> NONE	<input checked="" type="checkbox"/> N/A
	<input type="checkbox"/> SEE DETAIL

**SHEET A 2018-2019/2022-2023 CAPITAL IMPROVEMENTS PROGRAM**

<b>PROJECT TITLE:</b> Adams Station 2400V to 480V	<b>PROJECT CATEGORY:</b> Water
<b>PROJECT NUMBER:</b> 751401	<b>COUNCIL DISTRICT #</b> N/A
<b>DIVISION:</b> Utilities	<b>DEPARTMENT:</b> Water

**PROJECT BUDGET  
REVENUE BREAKDOWN**

REVENUE SOURCES				STATE DHH LOAN	UTILITY FUND	TOTAL
PRIOR BDGTS				450,000	150,000	600,000
PRIOR EXP				450,000	16,200	466,200
BUDGET C/O				0	133,800	133,800
2018-2019						0
2019-2020						0
2020-2021						0
2021-2022						0
2022-2023						0
BEYOND 2023						0
<b>TOTAL COST</b>				450,000	150,000	600,000

**EXPENDITURE BREAKDOWN**

EXPENDITURE BREAKDOWN	ENGINEERING	TESTING	LAND ACQUISITION	CONSTRUCTION	OTHER	TOTAL
PRIOR BDGTS					600,000	600,000
2018-2019						0
2019-2020						0
2020-2021						0
2021-2022						0
2022-2023						0
BEYOND 2023						0
<b>TOTAL COST</b>					600,000	600,000

**PROJECT SPECIFICATIONS**

<b>PROJECT DESCRIPTION:</b> Replace existing electrical switchgear with modern 480V switchgear.			
<b>PROJECT JUSTIFICATION:</b> Existing switchgear is obsolete.			
<b>PROJECT PRIORITY:</b>	A		
<b>START DATE:</b> 2019	<b>EST TIME TO COMPLETE:</b>	1	Year
<b>OPERATING BUDGET EFFECT:</b>	<input type="checkbox"/> NONE <input checked="" type="checkbox"/> X <input type="checkbox"/> N/A <input type="checkbox"/> SEE DETAIL		

**SHEET A 2018-2019/2022-2023 CAPITAL IMPROVEMENTS PROGRAM**

<b>PROJECT TITLE:</b> City Park Tank Replacement	<b>PROJECT CATEGORY:</b> Water
<b>PROJECT NUMBER:</b> 751403	<b>COUNCIL DISTRICT #</b> N/A
<b>DIVISION:</b> Utilities	<b>DEPARTMENT:</b> Water

**PROJECT BUDGET  
REVENUE BREAKDOWN**

REVENUE SOURCES					UTILITY FUND	TOTAL
PRIOR BDGTS					810,140	810,140
PRIOR EXP					809,665	809,665
BUDGET C/O					475	475
2018-2019						0
2019-2020						0
2020-2021						0
2021-2022						0
2022-2023						0
BEYOND 2023						0
<b>TOTAL COST</b>					810,140	810,140

**EXPENDITURE BREAKDOWN**

EXPENDITURE BREAKDOWN	ENGINEERING	TESTING	LAND ACQUISITION	CONSTRUCTION	OTHER	TOTAL
PRIOR BDGTS					810,140	810,140
2018-2019						0
2019-2020						0
2020-2021						0
2021-2022						0
2022-2023						0
BEYOND 2023						0
<b>TOTAL COST</b>					810,140	810,140

**PROJECT SPECIFICATIONS**

<b>PROJECT DESCRIPTION:</b> Construction of new concrete storage tank with 1 MGD capacity.			
<b>PROJECT JUSTIFICATION:</b> Existing steel tank is severely deteriorated on the interior and is recommended for replacement with a more efficient above ground tank.			
<b>PROJECT PRIORITY:</b>	A		
<b>START DATE:</b> 2016	<b>EST TIME TO COMPLETE:</b>	2	Years
<b>OPERATING BUDGET EFFECT:</b>	<input type="checkbox"/> NONE <input checked="" type="checkbox"/>	<input type="checkbox"/> N/A <input type="checkbox"/>	<input type="checkbox"/> SEE DETAIL <input type="checkbox"/>

**SHEET A 2018-2019/2022-2023 CAPITAL IMPROVEMENTS PROGRAM**

<b>PROJECT TITLE:</b> Fire Hydrant Thread Standardization	<b>PROJECT CATEGORY:</b> Water
<b>PROJECT NUMBER:</b> 751602	<b>COUNCIL DISTRICT #</b> N/A
<b>DIVISION:</b> Utilities	<b>DEPARTMENT:</b> Water

**PROJECT BUDGET  
REVENUE BREAKDOWN**

REVENUE SOURCES					UTILITY FUND	TOTAL
PRIOR BDGTS					105,000	105,000
PRIOR EXP						0
BUDGET C/O					105,000	105,000
2018-2019						0
2019-2020						0
2020-2021						0
2021-2022						0
2022-2023						0
BEYOND 2023						0
<b>TOTAL COST</b>					105,000	105,000

**EXPENDITURE BREAKDOWN**

EXPENDITURE BREAKDOWN	ENGINEERING	TESTING	LAND ACQUISITION	CONSTRUCTION	OTHER	TOTAL
PRIOR BDGTS					105,000	105,000
2018-2019						0
2019-2020						0
2020-2021						0
2021-2022						0
2022-2023						0
BEYOND 2023						0
<b>TOTAL COST</b>					105,000	105,000

**PROJECT SPECIFICATIONS**

<b>PROJECT DESCRIPTION:</b> Install thread adapters for uniformity of Fire connections.	
<b>PROJECT JUSTIFICATION:</b> Standardized threads will be easier to maintain and faster to utilize in an emergency.	
<b>PROJECT PRIORITY:</b> Ongoing	<b>EST TIME TO COMPLETE:</b> A Ongoing
<b>OPERATING BUDGET EFFECT:</b> NONE	X N/A SEE DETAIL

**SHEET A 2018-2019/2022-2023 CAPITAL IMPROVEMENTS PROGRAM**

<b>PROJECT TITLE:</b> Rosalino Street Tank Repair & Paint	<b>PROJECT CATEGORY:</b> Water
<b>PROJECT NUMBER:</b> 751701	<b>COUNCIL DISTRICT #</b> 4
<b>DIVISION:</b> Utilities	<b>DEPARTMENT:</b> Water

**PROJECT BUDGET  
REVENUE BREAKDOWN**

REVENUE SOURCES	Utility Rev Bonds 2013	UTILITY FUND	TOTAL
PRIOR BDGTS	24,420	836,580	861,000
PRIOR EXP	24,420	32,560	56,980
BUDGET C/O	0	804,020	804,020
2018-2019		135,000	135,000
2019-2020			0
2020-2021			0
2021-2022			0
2022-2023			0
BEYOND 2023			0
<b>TOTAL COST</b>		804,020	996,000

**EXPENDITURE BREAKDOWN**

EXPENDITURE BREAKDOWN	ENGINEERING	TESTING	LAND ACQUISITION	CONSTRUCTION	OTHER	TOTAL
PRIOR BDGTS					861,000	861,000
2018-2019					135,000	135,000
2019-2020						0
2020-2021						0
2021-2022						0
2022-2023						0
BEYOND 2023						0
<b>TOTAL COST</b>					996,000	996,000

**PROJECT SPECIFICATIONS**

<b>PROJECT DESCRIPTION:</b> Repair and paint Rosalino Tank.	
<b>PROJECT JUSTIFICATION:</b> Tank walls are in need of repair and painting.	
<b>PROJECT PRIORITY:</b> A	<b>EST TIME TO COMPLETE:</b> 1 Year
<b>START DATE:</b> 2019	
<b>OPERATING BUDGET EFFECT:</b>	
<input type="checkbox"/> NONE	<input checked="" type="checkbox"/> N/A
	<input type="checkbox"/> SEE DETAIL

**SHEET A 2018-2019/2022-2023 CAPITAL IMPROVEMENTS PROGRAM**

<b>PROJECT TITLE:</b> TRC Rechlorination Station	<b>PROJECT CATEGORY:</b> Water
<b>PROJECT NUMBER:</b> 751702	<b>COUNCIL DISTRICT #</b> N/A
<b>DIVISION:</b> Utilities	<b>DEPARTMENT:</b> Water

**PROJECT BUDGET  
REVENUE BREAKDOWN**

REVENUE SOURCES					UTILITY FUND	TOTAL
PRIOR BDGTS					239,000	239,000
PRIOR EXP						0
BUDGET C/O					239,000	239,000
2018-2019						0
2019-2020						0
2020-2021						0
2021-2022						0
2022-2023						0
BEYOND 2023						0
<b>TOTAL COST</b>					239,000	239,000

**EXPENDITURE BREAKDOWN**

EXPENDITURE BREAKDOWN	ENGINEERING	TESTING	LAND ACQUISITION	CONSTRUCTION	OTHER	TOTAL
PRIOR BDGTS	39,000		30,000	170,000		239,000
2018-2019						0
2019-2020						0
2020-2021						0
2021-2022						0
2022-2023						0
BEYOND 2023						0
<b>TOTAL COST</b>	39,000	0	30,000	170,000	0	239,000

**PROJECT SPECIFICATIONS**

**PROJECT DESCRIPTION:**

Construction of a Rechlorination Station to include building, booster pump, chlorination equipment and site fencing.

**PROJECT JUSTIFICATION:**

The Emergency Chlorine Rule mandates the City Water System must maintain .5 mg/l chlorine residual at all times. Currently, manual flushing is needed in certain areas to maintain adequate residual. This station will eliminate the need for labor intensive mechanical flushing.

**PROJECT PRIORITY:**

**START DATE:** 2018

**EST TIME TO COMPLETE:** <sup>A</sup> 1 Year

**OPERATING BUDGET EFFECT:**

NONE     
  N/A     
  SEE DETAIL

**SHEET A 2018-2019/2022-2023 CAPITAL IMPROVEMENTS PROGRAM**

<b>PROJECT TITLE:</b> Annadale Road Improvements	<b>PROJECT CATEGORY:</b> Water
<b>PROJECT NUMBER:</b> 751703	<b>COUNCIL DISTRICT #</b> N/A
<b>DIVISION:</b> Utilities	<b>DEPARTMENT:</b> Water

**PROJECT BUDGET  
REVENUE BREAKDOWN**

REVENUE SOURCES				Utility Rev Bonds 2013	UTILITY FUND	TOTAL
PRIOR BDGTS				266,745	146,255	413,000
PRIOR EXP				266,745	32,056	298,801
BUDGET C/0				0	114,199	114,199
2018-2019					350,000	350,000
2019-2020						0
2020-2021						0
2021-2022						0
2022-2023						0
BEYOND 2023						0
<b>TOTAL COST</b>					146,255	763,000

**EXPENDITURE BREAKDOWN**

EXPENDITURE BREAKDOWN	ENGINEERING	TESTING	LAND ACQUISITION	CONSTRUCTION	OTHER	TOTAL
PRIOR BDGTS	45,000	7,000		361,000		413,000
2018-2019				350,000		350,000
2019-2020						0
2020-2021						0
2021-2022						0
2022-2023						0
BEYOND 2023						0
<b>TOTAL COST</b>	45,000	7,000	0	711,000	0	763,000

**PROJECT SPECIFICATIONS**

**PROJECT DESCRIPTION:**  
Construction of 18 ft wide asphalt roadway over existing gravel roadway.

---

**PROJECT JUSTIFICATION:**  
Existing gravel roadway is expensive to maintain and presently in need of repair.

---

**PROJECT PRIORITY:** A

**START DATE:** 2018      **EST TIME TO COMPLETE:** 6 Months

**OPERATING BUDGET EFFECT:**  
 NONE       X  N/A       SEE DETAIL

**SHEET A 2018-2019/2022-2023 CAPITAL IMPROVEMENTS PROGRAM**

<b>PROJECT TITLE:</b> Water Main Replacement-Legacy System	<b>PROJECT CATEGORY:</b> Water
<b>PROJECT NUMBER:</b> 751704	<b>COUNCIL DISTRICT #</b> N/A
<b>DIVISION:</b> Utilities	<b>DEPARTMENT:</b> Water

**PROJECT BUDGET  
REVENUE BREAKDOWN**

REVENUE SOURCES					UTILITY FUND	TOTAL
PRIOR BDGTS					585,000	585,000
PRIOR EXP					44,817	44,817
BUDGET C/O					540,183	540,183
2018-2019						0
2019-2020					500,000	500,000
2020-2021					500,000	500,000
2021-2022					650,000	650,000
2022-2023					650,000	650,000
BEYOND 2023						0
<b>TOTAL COST</b>					<b>2,885,000</b>	<b>2,885,000</b>

**EXPENDITURE BREAKDOWN**

EXPENDITURE BREAKDOWN	ENGINEERING	TESTING	LAND ACQUISITION	CONSTRUCTION	OTHER	TOTAL
PRIOR BDGTS				585,000		585,000
2018-2019						0
2019-2020				500,000		500,000
2020-2021				500,000		500,000
2021-2022				650,000		650,000
2022-2023				650,000		650,000
BEYOND 2023						0
<b>TOTAL COST</b>				<b>2,885,000</b>	<b>0</b>	<b>2,885,000</b>

**PROJECT SPECIFICATIONS**

**PROJECT DESCRIPTION:**

Replace existing water mains in the area generally bounded by the Red River, Lee Street, Bolton Avenue, and Rapides Avenue.

**PROJECT JUSTIFICATION:**

This will replace the utility infrastructure in one of the oldest areas of the City.

**PROJECT PRIORITY:**

**START DATE:** Ongoing      **EST TIME TO COMPLETE:** A Ongoing

**OPERATING BUDGET EFFECT:**

NONE     
  X  N/A     
  SEE DETAIL

**SHEET A 2018-2019/2022-2023 CAPITAL IMPROVEMENTS PROGRAM**

<b>PROJECT TITLE:</b> Water Well Meter Replacement	<b>PROJECT CATEGORY:</b> Water
<b>PROJECT NUMBER:</b> 751901	<b>COUNCIL DISTRICT #</b> N/A
<b>DIVISION:</b> Utilities	<b>DEPARTMENT:</b> Water

**PROJECT BUDGET  
REVENUE BREAKDOWN**

REVENUE SOURCES					UTILITY FUND	TOTAL
PRIOR BDGTS						0
PRIOR EXP						0
BUDGET C/O						0
2018-2019					410,000	410,000
2019-2020						0
2020-2021						0
2021-2022						0
2022-2023						0
BEYOND 2023						0
<b>TOTAL COST</b>					410,000	410,000

**EXPENDITURE BREAKDOWN**

EXPENDITURE BREAKDOWN	ENGINEERING	TESTING	LAND ACQUISITION	CONSTRUCTION	OTHER	TOTAL
PRIOR BDGTS						0
2018-2019	36,000			360,000	14,000	410,000
2019-2020						0
2020-2021						0
2021-2022						0
2022-2023						0
BEYOND 2023						0
<b>TOTAL COST</b>	36,000	0	0	360,000	14,000	410,000

**PROJECT SPECIFICATIONS**

**PROJECT DESCRIPTION:**

Installation of flow meters to existing wells to determine water production.

**PROJECT JUSTIFICATION:**

Existing meters are in need of replacement in order to maintain production records for each well.

**PROJECT PRIORITY:**

**START DATE:** N/A      **EST TIME TO COMPLETE:** A N/A

**OPERATING BUDGET EFFECT:**

NONE     
  X  N/A     
  SEE DETAIL

**SHEET A 2018-2019/2022-2023 CAPITAL IMPROVEMENTS PROGRAM**

<b>PROJECT TITLE:</b> Kisatchie By Pass Phase I	<b>PROJECT CATEGORY:</b> Water
<b>PROJECT NUMBER:</b> N/A	<b>COUNCIL DISTRICT #</b> N/A
<b>DIVISION:</b> Utilities	<b>DEPARTMENT:</b> Water

**PROJECT BUDGET  
REVENUE BREAKDOWN**

REVENUE SOURCES					UTILITY FUND	TOTAL
PRIOR BDGTS						0
PRIOR EXP						0
BUDGET C/O						0
2018-2019						0
2019-2020						0
2020-2021						0
2021-2022						0
2022-2023						0
BEYOND 2023					2,429,000	2,429,000
<b>TOTAL COST</b>						<b>2,429,000</b>

**EXPENDITURE BREAKDOWN**

EXPENDITURE BREAKDOWN	ENGINEERING	TESTING	LAND ACQUISITION	CONSTRUCTION	OTHER	TOTAL
PRIOR BDGTS						0
2018-2019						0
2019-2020						0
2020-2021						0
2021-2022						0
2022-2023						0
BEYOND 2023	198,000	8,000		2,095,000	128,000	2,429,000
<b>TOTAL COST</b>	<b>198,000</b>	<b>8,000</b>	<b>0</b>	<b>2,095,000</b>	<b>128,000</b>	<b>2,429,000</b>

**PROJECT SPECIFICATIONS**

**PROJECT DESCRIPTION:**  
Extension of existing by-pass line by 5,600 feet from Ground Storage.

**PROJECT JUSTIFICATION:**  
This section of transmission line is severely deteriorated due to the high pH of the soil. A failure would reduce capacity to maintain water levels and serve customers.

**PROJECT PRIORITY:** A

**START DATE:** N/A      **EST TIME TO COMPLETE:** N/A

**OPERATING BUDGET EFFECT:**  
 NONE       N/A       SEE DETAIL

**SHEET A 2018-2019/2022-2023 CAPITAL IMPROVEMENTS PROGRAM**

<b>PROJECT TITLE:</b> Adams Station Tank Repair & Paint	<b>PROJECT CATEGORY:</b> Water
<b>PROJECT NUMBER:</b> N/A	<b>COUNCIL DISTRICT #</b> 2
<b>DIVISION:</b> Utilities	<b>DEPARTMENT:</b> Water

**PROJECT BUDGET  
REVENUE BREAKDOWN**

REVENUE SOURCES					UTILITY FUND	TOTAL
PRIOR BDGTS						0
PRIOR EXP						0
BUDGET C/O						0
2018-2019						0
2019-2020						0
2020-2021						0
2021-2022						0
2022-2023						0
BEYOND 2023					1,177,000	1,177,000
<b>TOTAL COST</b>					<b>1,177,000</b>	<b>1,177,000</b>

**EXPENDITURE BREAKDOWN**

EXPENDITURE BREAKDOWN	ENGINEERING	TESTING	LAND ACQUISITION	CONSTRUCTION	OTHER	TOTAL
PRIOR BDGTS						0
2018-2019						0
2019-2020						0
2020-2021						0
2021-2022						0
2022-2023						0
BEYOND 2023					1,177,000	1,177,000
<b>TOTAL COST</b>					<b>1,177,000</b>	<b>1,177,000</b>

**PROJECT SPECIFICATIONS**

<b>PROJECT DESCRIPTION:</b> Repair and paint Adams Station Tank.			
<b>PROJECT JUSTIFICATION:</b> Tank walls and roof are in need of repair and painting.			
<b>PROJECT PRIORITY:</b>	A		
<b>START DATE:</b> N/A	<b>EST TIME TO COMPLETE:</b>	A	N/A
<b>OPERATING BUDGET EFFECT:</b>	<input type="checkbox"/> NONE	<input checked="" type="checkbox"/> N/A	<input type="checkbox"/> SEE DETAIL

**SHEET A 2018-2019/2022-2023 CAPITAL IMPROVEMENTS PROGRAM**

<b>PROJECT TITLE:</b> Sterkx Road Materials Storage Cover	<b>PROJECT CATEGORY:</b> Water
<b>PROJECT NUMBER:</b> N/A	<b>COUNCIL DISTRICT #</b> N/A
<b>DIVISION:</b> Utilities	<b>DEPARTMENT:</b> Water

**PROJECT BUDGET  
REVENUE BREAKDOWN**

REVENUE SOURCES					UTILITY FUND	TOTAL
PRIOR BDGTS						0
PRIOR EXP						0
BUDGET C/O						0
2018-2019						0
2019-2020						0
2020-2021						0
2021-2022						0
2022-2023						0
BEYOND 2023					175,000	175,000
<b>TOTAL COST</b>					<b>175,000</b>	<b>175,000</b>

**EXPENDITURE BREAKDOWN**

EXPENDITURE BREAKDOWN	ENGINEERING	TESTING	LAND ACQUISITION	CONSTRUCTION	OTHER	TOTAL
PRIOR BDGTS						0
2018-2019						0
2019-2020						0
2020-2021						0
2021-2022						0
2022-2023						0
BEYOND 2023	22,500	2,300			150,200	175,000
<b>TOTAL COST</b>	<b>22,500</b>	<b>2,300</b>		<b>0</b>	<b>150,200</b>	<b>175,000</b>

**PROJECT SPECIFICATIONS**

**PROJECT DESCRIPTION:**

Construction of all weather cover for construction materials storage at Sterkx Road.

**PROJECT JUSTIFICATION:**

Existing backfill materials are currently stored in the elements. Construction of an all weather cover will keep materials dry and ready for use.

**PROJECT PRIORITY:**

**START DATE:** 2019      **EST TIME TO COMPLETE:** 2 months      A      N/A

**OPERATING BUDGET EFFECT:**

NONE     
  X  N/A     
  SEE DETAIL

**SHEET A 2018-2019/2022-2023 CAPITAL IMPROVEMENTS PROGRAM**

<b>PROJECT TITLE:</b> Highway 1 South Well Field Ph 1	<b>PROJECT CATEGORY:</b> Water
<b>PROJECT NUMBER:</b> N/A	<b>COUNCIL DISTRICT #</b> N/A
<b>DIVISION:</b> Utilities	<b>DEPARTMENT:</b> Water

**PROJECT BUDGET  
REVENUE BREAKDOWN**

REVENUE SOURCES					UTILITY FUND	TOTAL
PRIOR BDGTS						0
PRIOR EXP						0
BUDGET C/O						0
2018-2019						0
2019-2020						0
2020-2021						0
2021-2022						0
2022-2023						0
BEYOND 2023					1,195,000	1,195,000
<b>TOTAL COST</b>					<b>1,195,000</b>	<b>1,195,000</b>

**EXPENDITURE BREAKDOWN**

EXPENDITURE BREAKDOWN	ENGINEERING	TESTING	LAND ACQUISITION	CONSTRUCTION	OTHER	TOTAL
PRIOR BDGTS						0
2018-2019						0
2019-2020						0
2020-2021						0
2021-2022						0
2022-2023						0
BEYOND 2023	152,000	3,000		1,040,000		1,195,000
<b>TOTAL COST</b>	<b>152,000</b>	<b>3,000</b>	<b>0</b>	<b>1,040,000</b>	<b>0</b>	<b>1,195,000</b>

**PROJECT SPECIFICATIONS**

**PROJECT DESCRIPTION:**

Construction of high volume water well and related CL2 facilities along Highway 1 South.

**PROJECT JUSTIFICATION:**

Recent test hole along Highway 1 found quality water in high volume. This is needed to increase our in town capacity.

**PROJECT PRIORITY:**

**START DATE:** 2019      **EST TIME TO COMPLETE:** 6 months      A      N/A

**OPERATING BUDGET EFFECT:**  
 NONE       X       N/A       SEE DETAIL

**SHEET A 2018-2019/2022-2023 CAPITAL IMPROVEMENTS PROGRAM**

<b>PROJECT TITLE:</b> Highway 1 South Well Field Ph 2	<b>PROJECT CATEGORY:</b> Water
<b>PROJECT NUMBER:</b> N/A	<b>COUNCIL DISTRICT #</b> N/A
<b>DIVISION:</b> Utilities	<b>DEPARTMENT:</b> Water

**PROJECT BUDGET  
REVENUE BREAKDOWN**

REVENUE SOURCES					UTILITY FUND	TOTAL
PRIOR BDGTS						0
PRIOR EXP						0
BUDGET C/O						0
2018-2019						0
2019-2020						0
2020-2021						0
2021-2022						0
2022-2023						0
BEYOND 2023					3,526,000	3,526,000
<b>TOTAL COST</b>						<b>3,526,000</b>

**EXPENDITURE BREAKDOWN**

EXPENDITURE BREAKDOWN	ENGINEERING	TESTING	LAND ACQUISITION	CONSTRUCTION	OTHER	TOTAL
PRIOR BDGTS						0
2018-2019						0
2019-2020						0
2020-2021						0
2021-2022						0
2022-2023						0
BEYOND 2023	427,700	12,000		3,086,300		3,526,000
<b>TOTAL COST</b>	<b>0</b>	<b>0</b>		<b>0</b>	<b>0</b>	<b>3,526,000</b>

**PROJECT SPECIFICATIONS**

**PROJECT DESCRIPTION:**  
Construction of 1 MG storage tank, water well, and well field roadway.

**PROJECT JUSTIFICATION:**  
Increase above ground and water well production capacity in town.

**PROJECT PRIORITY:** A  
**START DATE:** 2021      **EST TIME TO COMPLETE:** 9 months  
**OPERATING BUDGET EFFECT:**  
 NONE       N/A       SEE DETAIL

**SHEET A 2018-2019/2022-2023 CAPITAL IMPROVEMENTS PROGRAM**

<b>PROJECT TITLE:</b> Adams Pump Station Line Renovation	<b>PROJECT CATEGORY:</b> Water
<b>PROJECT NUMBER:</b> N/A	<b>COUNCIL DISTRICT #</b> 2
<b>DIVISION:</b> Utilities	<b>DEPARTMENT:</b> Water

**PROJECT BUDGET  
REVENUE BREAKDOWN**

REVENUE SOURCES					UTILITY FUND	TOTAL
PRIOR BDGTS						0
PRIOR EXP						0
BUDGET C/O						0
2018-2019						0
2019-2020						0
2020-2021						0
2021-2022						0
2022-2023						0
BEYOND 2023					1,935,000	1,935,000
<b>TOTAL COST</b>						<b>1,935,000</b>

**EXPENDITURE BREAKDOWN**

EXPENDITURE BREAKDOWN	ENGINEERING	TESTING	LAND ACQUISITION	CONSTRUCTION	OTHER	TOTAL
PRIOR BDGTS						0
2018-2019						0
2019-2020						0
2020-2021						0
2021-2022						0
2022-2023						0
BEYOND 2023	162,000	5,000		1,675,000	93,000	1,935,000
<b>TOTAL COST</b>	<b>0</b>	<b>0</b>		<b>0</b>	<b>93,000</b>	<b>1,935,000</b>

**PROJECT SPECIFICATIONS**

**PROJECT DESCRIPTION:**

Replacement of distribution manifold and related piping at Adam's Pump Station.

**PROJECT JUSTIFICATION:**

Existing distribution manifold is beyond repair and in need of replacement.

**PROJECT PRIORITY:**

**START DATE:** N/A

**EST TIME TO COMPLETE:** A

N/A

**OPERATING BUDGET EFFECT:**

NONE

N/A

SEE DETAIL



2018-2019/2022-2023 CAPITAL IMPROVEMENTS BUDGET

TABLE OF CONTENTS

GAS

			PAGE
780901	Martin Park Gas Main Rep	.....	180
781401	Gas SCADA Upgrade	.....	181
781503	Gas Main Extention 8" Port	.....	182
781704	Cloverleaf Gas Extension	.....	183
781801	Lower 3rd/W Sandy Bayou Gas	.....	184
*	Wells Boulevard Gas Rep	.....	185
*	Enterprise/Acadian Interconnect	.....	186
*	Zone 15 Gas Replacement	.....	187
*	Bayou Rapides Rd Gas Extension	.....	188
*	Regulator/Meter Station Refurb	.....	189
*	Jefferson Heights Gas Relocation	.....	190
*	Alexandria West Side Gas Feed	.....	191
*	Lee Street Ext/Kees Ave Gas	.....	192

2018-2019

**COMBINED CAPITAL PROJECTS  
SOURCES OF FUNDING SUMMARY**

**GAS**

PROJECT IDENTIFICATION	SALES TAXES	AD VAL TAX- 14	AD VAL TAX- 18	FEDERAL FUNDS	OTHER FUNDS	UTILITY FUND	OTHER	TOTALS
Wells Boulevard Gas Replacement						300,000		300,000
Enterprise/Acadian Interconnect						1,000,000		1,000,000
<b>Total Gas</b>	0	0	0	0	0	1,300,000	0	1,300,000

2018-2019

**ENTERPRISE CAPITAL PROJECTS  
FIVE YEAR CAPITAL PLAN**

**GAS**

PROJ #	PROJECT IDENTIFICATION	BUDGET C/O	FISCAL YEAR					TOTAL 5 YEAR	BEYOND 2023	TOTAL COST
			18-19	19-20	20-21	21-22	22-23			
780901	Martin Park Gas Main Rep	60,727						0		60,727
781401	Gas SCADA Upgrade	106,163						0		106,163
781503	Gas Main Extension 8" Port	55,000						0		55,000
781704	Cloverleaf Gas Extension	40,000						0		40,000
781801	Lower 3rd/W Sandy Bayou Gas	273,906		300,000		300,000		600,000		873,906
781901	Wells Boulevard Gas Rep		300,000					300,000		300,000
781902	Enterprise/Acadian Interconnect		1,000,000					1,000,000		1,000,000
*	Zone 15 Gas Replacement							0	300,000	300,000
*	Bayou Rapides Rd Gas Extension							0	250,000	250,000
*	Regulator/Meter Station Refurb							0	250,000	250,000
*	Jefferson Heights Gas Relocation							0	300,000	300,000
*	Alexandria West Side Gas Feed							0	650,000	650,000
*	Lee Street Ext/Kees Ave Gas							0	300,000	300,000
<b>Total Gas</b>		535,796	1,300,000	300,000	0	300,000	0	1,900,000	2,050,000	4,485,796

- \* Project Number to be Assigned
- ⊕ New or Revised Projects
- ▒ Projects to be closed

**SHEET A 2018-2019/2022-2023 CAPITAL IMPROVEMENTS PROGRAM**

<b>PROJECT TITLE:</b> Gas Replacement-Martin Park Subdivision	<b>PROJECT CATEGORY:</b> Gas
<b>PROJECT NUMBER:</b> 780901	<b>COUNCIL DISTRICT #</b>
<b>DIVISION:</b> Utilities	<b>DEPARTMENT:</b> Gas

**PROJECT BUDGET**

**REVENUE BREAKDOWN**

REVENUE SOURCES	Utility Rev Bonds 2013	Utility Rev Bonds 2014	REVENUE BONDS-2004	UTILITY FUND	TOTAL
PRIOR BDGTS	382,631	99,870	433,305	2,290,499	3,206,305
PRIOR EXP	382,430	99,870	433,305	2,229,973	3,145,578
BUDGET C/O	201	0	0	60,526	60,727
2018-2019					0
2019-2020					0
2020-2021					0
2021-2022					0
2022-2023					0
BEYOND 2023					0
<b>TOTAL COST</b>		99,870	433,305	2,290,499	3,206,305

**EXPENDITURE BREAKDOWN**

EXPENDITURE BREAKDOWN	ENGINEERING	TESTING	LAND ACQUISITION	CONSTRUCTION	OTHER	TOTAL
PRIOR BDGTS	184,750	18,000	7,250	2,996,305		3,206,305
2018-2019						0
2019-2020						0
2020-2021						0
2021-2022						0
2022-2023						0
BEYOND 2023						0
<b>TOTAL COST</b>	184,750	18,000	7,250	2,996,305		3,206,305

**PROJECT SPECIFICATIONS**

**PROJECT DESCRIPTION:**  
Replacement and reconstruction of Martin Park Subdivision, Zone 21 gas distribution system for the area from Horseshoe Drive to Spencer Street and from Manor Drive to Mansour Avenue. This project will include a gas regulator station, 2" through 4" mains and new service lines and assemblies.

**PROJECT JUSTIFICATION:**  
The existing gas lines in this area are antiquated and leak prone causing a very hazardous situation. This work will upgrade the area's gas system and reduce the probability of hazardous gas problems.

**PROJECT PRIORITY:** A

**START DATE:** 2010      **EST TIME TO COMPLETE:** 7 Years

**OPERATING BUDGET EFFECT:**  
 NONE       N/A       SEE DETAIL



**SHEET A 2018-2019/2022-2023 CAPITAL IMPROVEMENTS PROGRAM**

<b>PROJECT TITLE:</b> Gas Main Extension 8" Port	<b>PROJECT CATEGORY:</b> Gas
<b>PROJECT NUMBER:</b> 781503	<b>COUNCIL DISTRICT #</b>
<b>DIVISION:</b> Utilities	<b>DEPARTMENT:</b> Gas

**PROJECT BUDGET  
REVENUE BREAKDOWN**

REVENUE SOURCES					UTILITY FUND	TOTAL
PRIOR BDGTS					55,000	55,000
PRIOR EXP						0
BUDGET C/O					55,000	55,000
2018-2019						0
2019-2020						0
2020-2021						0
2021-2022						0
2022-2023						0
BEYOND 2023						0
<b>TOTAL COST</b>					55,000	55,000

**EXPENDITURE BREAKDOWN**

EXPENDITURE BREAKDOWN	ENGINEERING	TESTING	LAND ACQUISITION	CONSTRUCTION	OTHER	TOTAL
PRIOR BDGTS					55,000	55,000
2018-2019						0
2019-2020						0
2020-2021						0
2021-2022						0
2022-2023						0
BEYOND 2023						0
<b>TOTAL COST</b>					55,000	55,000

**PROJECT SPECIFICATIONS**

**PROJECT DESCRIPTION:**

Extend gas service for expansion and development of the Port of Alexandria.

**PROJECT JUSTIFICATION:**

Extension of gas service at the point will add to utility customer base and aid in economic development.

**PROJECT PRIORITY:**

**START DATE:** N/A

**EST TIME TO COMPLETE:** A N/A

**OPERATING BUDGET EFFECT:**

NONE

N/A

SEE DETAIL

**SHEET A 2018-2019/2022-2023 CAPITAL IMPROVEMENTS PROGRAM**

<b>PROJECT TITLE:</b> Cloverleaf Gas Extension	<b>PROJECT CATEGORY:</b> Gas
<b>PROJECT NUMBER:</b> 781704	<b>COUNCIL DISTRICT #</b> 5
<b>DIVISION:</b> Utilities	<b>DEPARTMENT:</b> Gas

**PROJECT BUDGET  
REVENUE BREAKDOWN**

REVENUE SOURCES	UTILITY FUND	TOTAL
PRIOR BDGTS	40,000	40,000
PRIOR EXP		0
BUDGET C/O	40,000	40,000
2018-2019		0
2019-2020		0
2020-2021		0
2021-2022		0
2022-2023		0
BEYOND 2023		0
<b>TOTAL COST</b>	40,000	40,000

**EXPENDITURE BREAKDOWN**

EXPENDITURE BREAKDOWN	ENGINEERING	TESTING	LAND ACQUISITION	CONSTRUCTION	OTHER	TOTAL
PRIOR BDGTS	5,000			35,000		40,000
2018-2019						0
2019-2020						0
2020-2021						0
2021-2022						0
2022-2023						0
BEYOND 2023						0
<b>TOTAL COST</b>	5,000			35,000		40,000

**PROJECT SPECIFICATIONS**

**PROJECT DESCRIPTION:**

Extension of approximately 2,000 linear feet of 4" P.E. main gas line along Cloverleaf Boulevard from Highway 28 West to Pecan Bayou Subdivision alongside Walmart Superstore.

**PROJECT JUSTIFICATION:**

Enhance 2-way system feed and future growth in area.

**PROJECT PRIORITY:**

**START DATE:** 2017      **EST TIME TO COMPLETE:** A 6 months

**OPERATING BUDGET EFFECT:**

X NONE      N/A      SEE DETAIL

**SHEET A 2018-2019/2022-2023 CAPITAL IMPROVEMENTS PROGRAM**

<b>PROJECT TITLE:</b> Lower 3rd/West Sandy Bayou Gas Repl	<b>PROJECT CATEGORY:</b> Gas
<b>PROJECT NUMBER:</b> 781801	<b>COUNCIL DISTRICT #</b> 5
<b>DIVISION:</b> Utilities	<b>DEPARTMENT:</b> Gas

**PROJECT BUDGET  
REVENUE BREAKDOWN**

REVENUE SOURCES					UTILITY FUND	TOTAL
PRIOR BDGTS					300,000	300,000
PRIOR EXP					26,094	26,094
BUDGET C/O					273,906	273,906
2018-2019						0
2019-2020					300,000	300,000
2020-2021						0
2021-2022					300,000	300,000
2022-2023						0
BEYOND 2023						0
<b>TOTAL COST</b>					900,000	900,000

**EXPENDITURE BREAKDOWN**

EXPENDITURE BREAKDOWN	ENGINEERING	TESTING	LAND ACQUISITION	CONSTRUCTION	OTHER	TOTAL
PRIOR BDGTS	50,000			250,000		300,000
2018-2019						0
2019-2020				300,000		300,000
2020-2021						0
2021-2022				300,000		300,000
2022-2023						0
BEYOND 2023						0
<b>TOTAL COST</b>	50,000			850,000		900,000

**PROJECT SPECIFICATIONS**

**PROJECT DESCRIPTION:**

Replacement of gas mains, gas service lines, and meter sets in the area of Lower 3rd Street, West Sandy Bayou Drive, and Hudson Blvd.

**PROJECT JUSTIFICATION:**

Continued replacement and upgrade of natural gas system as per DIMP/PHMSA recommendations.

**PROJECT PRIORITY:**

**START DATE:** 2019      **EST TIME TO COMPLETE:** A 3 months

**OPERATING BUDGET EFFECT:**

X NONE      N/A      SEE DETAIL

**SHEET A 2018-2019/2022-2023 CAPITAL IMPROVEMENTS PROGRAM**

<b>PROJECT TITLE:</b> Wells Boulevard Gas Replacement	<b>PROJECT CATEGORY:</b> Gas
<b>PROJECT NUMBER:</b> 781901	<b>COUNCIL DISTRICT #</b> 5
<b>DIVISION:</b> Utilities	<b>DEPARTMENT:</b> Gas

**PROJECT BUDGET  
REVENUE BREAKDOWN**

REVENUE SOURCES					UTILITY FUND	TOTAL
PRIOR BDGTS						0
PRIOR EXP						0
BUDGET C/O						0
2018-2019					300,000	300,000
2019-2020						0
2020-2021						0
2021-2022						0
2022-2023						0
BEYOND 2023						0
<b>TOTAL COST</b>					300,000	300,000

**EXPENDITURE BREAKDOWN**

EXPENDITURE BREAKDOWN	ENGINEERING	TESTING	LAND ACQUISITION	CONSTRUCTION	OTHER	TOTAL
PRIOR BDGTS						0
2018-2019	50,000			250,000		300,000
2019-2020						0
2020-2021						0
2021-2022						0
2022-2023						0
BEYOND 2023						0
<b>TOTAL COST</b>	50,000			250,000		300,000

**PROJECT SPECIFICATIONS**

**PROJECT DESCRIPTION:**

Replacement of gas mains, gas service lines, and meter sets in the area of Wells Boulevard, Richard Avenue, and Sugarhouse Road.

**PROJECT JUSTIFICATION:**

Continued replacement and upgrade of natural gas system as per DIMP/PHMSA recommendations.

**PROJECT PRIORITY:**

**START DATE:** N/A

**EST TIME TO COMPLETE:** A

N/A

**OPERATING BUDGET EFFECT:**

NONE

N/A

SEE DETAIL





**SHEET A 2018-2019/2022-2023 CAPITAL IMPROVEMENTS PROGRAM**

<b>PROJECT TITLE:</b> Bayou Rapides Road Gas Extension	<b>PROJECT CATEGORY:</b> Gas
<b>PROJECT NUMBER:</b>	<b>COUNCIL DISTRICT #</b>
<b>DIVISION:</b> Utilities	<b>DEPARTMENT:</b> Gas

**PROJECT BUDGET  
REVENUE BREAKDOWN**

REVENUE SOURCES					UTILITY FUND	TOTAL
PRIOR BDGTS						0
PRIOR EXP						0
BUDGET C/O						0
2018-2019						0
2019-2020						0
2020-2021						0
2021-2022						0
2022-2023						0
BEYOND 2023					250,000	250,000
<b>TOTAL COST</b>					250,000	250,000

**EXPENDITURE BREAKDOWN**

EXPENDITURE BREAKDOWN	ENGINEERING	TESTING	LAND ACQUISITION	CONSTRUCTION	OTHER	TOTAL
PRIOR BDGTS						0
2018-2019						0
2019-2020						0
2020-2021						0
2021-2022						0
2022-2023						0
BEYOND 2023	50,000			200,000		250,000
<b>TOTAL COST</b>	50,000			200,000		250,000

**PROJECT SPECIFICATIONS**

**PROJECT DESCRIPTION:**

Installation of approximately 10,000 ft of PE Gas Line on Bayou Rapides Road from Plantation Drive to Vandenburg Drive.

**PROJECT JUSTIFICATION:**

Maintain a 2-way feed to England Airpark and Highway 28 West Corridor.

**PROJECT PRIORITY:**

**START DATE:** 2019      **EST TIME TO COMPLETE:** A 3 months

**OPERATING BUDGET EFFECT:**

X NONE      N/A      SEE DETAIL

**SHEET A 2018-2019/2022-2023 CAPITAL IMPROVEMENTS PROGRAM**

<b>PROJECT TITLE:</b> Regulator/Meter Station Refurbishment	<b>PROJECT CATEGORY:</b> Gas
<b>PROJECT NUMBER:</b>	<b>COUNCIL DISTRICT #</b>
<b>DIVISION:</b> Utilities	<b>DEPARTMENT:</b> Gas

**PROJECT BUDGET  
REVENUE BREAKDOWN**

REVENUE SOURCES					UTILITY FUND	TOTAL
PRIOR BDGTS						0
PRIOR EXP						0
BUDGET C/D						0
2018-2019						0
2019-2020						0
2020-2021						0
2021-2022						0
2022-2023						0
BEYOND 2023					250,000	250,000
<b>TOTAL COST</b>					250,000	250,000

**EXPENDITURE BREAKDOWN**

EXPENDITURE BREAKDOWN	ENGINEERING	TESTING	LAND ACQUISITION	CONSTRUCTION	OTHER	TOTAL
PRIOR BDGTS						0
2018-2019						0
2019-2020						0
2020-2021						0
2021-2022						0
2022-2023						0
BEYOND 2023					250,000	250,000
<b>TOTAL COST</b>					250,000	250,000

**PROJECT SPECIFICATIONS**

**PROJECT DESCRIPTION:**

Priming and painting Gas Meter/Regulator Stations.

**PROJECT JUSTIFICATION:**

Gas system operations and maintenance.

**PROJECT PRIORITY:**

**START DATE:** 2019

**EST TIME TO COMPLETE:** A

3 months

**OPERATING BUDGET EFFECT:**

X NONE

N/A

SEE DETAIL

**SHEET A 2018-2019/2022-2023 CAPITAL IMPROVEMENTS PROGRAM**

<b>PROJECT TITLE:</b> Jefferson Heights Gas Relocation	<b>PROJECT CATEGORY:</b> Gas
<b>PROJECT NUMBER:</b>	<b>COUNCIL DISTRICT #</b>
<b>DIVISION:</b> Utilities	<b>DEPARTMENT:</b> Gas

**PROJECT BUDGET  
REVENUE BREAKDOWN**

REVENUE SOURCES					UTILITY FUND	TOTAL
PRIOR BDGTS						0
PRIOR EXP						0
BUDGET C/O						0
2018-2019						0
2019-2020						0
2020-2021						0
2021-2022						0
2022-2023						0
BEYOND 2023					300,000	300,000
<b>TOTAL COST</b>					<b>300,000</b>	<b>300,000</b>

**EXPENDITURE BREAKDOWN**

EXPENDITURE BREAKDOWN	ENGINEERING	TESTING	LAND ACQUISITION	CONSTRUCTION	OTHER	TOTAL
PRIOR BDGTS						0
2018-2019						0
2019-2020						0
2020-2021						0
2021-2022						0
2022-2023						0
BEYOND 2023	50,000			250,000		300,000
<b>TOTAL COST</b>	<b>50,000</b>			<b>250,000</b>		<b>300,000</b>

**PROJECT SPECIFICATIONS**

**PROJECT DESCRIPTION:**

Replacement of Gas Mains, Services, and Meters in the area of Jefferson Street, Joseph Street, and Lee Street Extension.

**PROJECT JUSTIFICATION:**

Continued replacement and upgrade of natural gas system as per DIMP/PHMSA regulations.

**PROJECT PRIORITY:**

**START DATE:** 2020      **EST TIME TO COMPLETE:** A 3 months

**OPERATING BUDGET EFFECT:**

X NONE      N/A      SEE DETAIL

**SHEET A 2018-2019/2022-2023 CAPITAL IMPROVEMENTS PROGRAM**

<b>PROJECT TITLE:</b> Alexandria West Side Gas Feed	<b>PROJECT CATEGORY:</b> Gas
<b>PROJECT NUMBER:</b>	<b>COUNCIL DISTRICT #</b>
<b>DIVISION:</b> Utilities	<b>DEPARTMENT:</b> Gas

**PROJECT BUDGET  
REVENUE BREAKDOWN**

REVENUE SOURCES					UTILITY FUND	TOTAL
PRIOR BDGTS						0
PRIOR EXP						0
BUDGET C/O						0
2018-2019						0
2019-2020						0
2020-2021						0
2021-2022						0
2022-2023						0
BEYOND 2023					650,000	650,000
<b>TOTAL COST</b>					650,000	650,000

**EXPENDITURE BREAKDOWN**

EXPENDITURE BREAKDOWN	ENGINEERING	TESTING	LAND ACQUISITION	CONSTRUCTION	OTHER	TOTAL
PRIOR BDGTS						0
2018-2019						0
2019-2020						0
2020-2021						0
2021-2022						0
2022-2023						0
BEYOND 2023	100,000			550,000		650,000
<b>TOTAL COST</b>	100,000			550,000		650,000

**PROJECT SPECIFICATIONS**

**PROJECT DESCRIPTION:**

Construction of a Regulator/Meter Station and approximately 6000 LF-6" line Stl along Highway 28 West from Robinson Road to Vandenburg Drive.

**PROJECT JUSTIFICATION:**

Provide an additional natural gas feed for the City's Gas Distribution System.

**PROJECT PRIORITY:**

**START DATE:** N/A      **EST TIME TO COMPLETE:** A      N/A

**OPERATING BUDGET EFFECT:**

X NONE      N/A      SEE DETAIL

**SHEET A 2018-2019/2022-2023 CAPITAL IMPROVEMENTS PROGRAM**

<b>PROJECT TITLE:</b> Lee Street Ext/Kees Avenue Gas Relocation	<b>PROJECT CATEGORY:</b> Gas
<b>PROJECT NUMBER:</b>	<b>COUNCIL DISTRICT #</b>
<b>DIVISION:</b> Utilities	<b>DEPARTMENT:</b> Gas

**PROJECT BUDGET  
REVENUE BREAKDOWN**

REVENUE SOURCES					UTILITY FUND	TOTAL
PRIOR BDGTS						0
PRIOR EXP						0
BUDGET C/O						0
2018-2019						0
2019-2020						0
2020-2021						0
2021-2022						0
2022-2023						0
BEYOND 2023					300,000	300,000
<b>TOTAL COST</b>					300,000	300,000

**EXPENDITURE BREAKDOWN**

EXPENDITURE BREAKDOWN	ENGINEERING	TESTING	LAND ACQUISITION	CONSTRUCTION	OTHER	TOTAL
PRIOR BDGTS						0
2018-2019						0
2019-2020						0
2020-2021						0
2021-2022						0
2022-2023						0
BEYOND 2023	50,000			250,000		300,000
<b>TOTAL COST</b>	50,000			250,000		300,000

**PROJECT SPECIFICATIONS**

**PROJECT DESCRIPTION:**

Replacement of Gas Mains, Services, and Meters in the area of Lee Street Extension and Kees Avenue.

**PROJECT JUSTIFICATION:**

Continued replacement and upgrade of natural gas system as per DIMP/PHMSA regulations.

**PROJECT PRIORITY:**

**START DATE:** 2022

**EST TIME TO COMPLETE:** A

3 months

**OPERATING BUDGET EFFECT:**

X NONE

N/A

SEE DETAIL

## O. WASTEWATER

**2018-2019/2022-2023 CAPITAL IMPROVEMENTS BUDGET**

**TABLE OF CONTENTS**

**WASTEWATER**

		<b>PAGE</b>
818901	Sewer Line Rehab & Replacement .....	196
810904	Collection/Treatment Painting .....	197
811301	Atwood Station Odor Control .....	198
811501	Lift Station Upgrades .....	199
811601	Lift Station Stand by Power .....	200
811603	Samtown Lift Station & Force Main .....	201
811701	Wastewater Main Rep - Legacy System .....	202
811801	Vehicle Storage Building .....	203
•	Windemere Lift Station Gravity Sewer .....	204
•	Engine Replacement-Jones St Lift Station .....	205
•	Martin Park Flood Control Stand By .....	206
•	Treatment Plant Roadway Lighting .....	207
•	Highway 28 W Sewer Improvements .....	208
•	Main Lift Stations Renovation .....	209
•	W Sandy Bayou Flood Control Stand By .....	210
•	Downtown Sewer Line Rehab .....	211
•	West Alexandria Treatment Plant .....	212
•	Perimeter Fence Treatment Plant .....	213
•	Treatment Plant Drainage .....	214
•	Calvert Street Lift Station .....	215

2018-2019

COMBINED CAPITAL PROJECTS  
SOURCES OF FUNDING SUMMARY

WASTEWATER

PROJECT IDENTIFICATION	SALES TAXES	AD VAL TAX- 14	AD VAL TAX- 18	FEDERAL FUNDS	OTHER FUNDS	UTILITY FUND	OTHER	TOTALS
Sewer Line Rehab & Replacement						545,000		545,000
Collection/Treatment Planting						925,000		925,000
Total Wastewater	0	0	0	0	0	1,470,000	0	1,470,000

2018-2019

**ENTERPRISE CAPITAL PROJECTS  
FIVE YEAR CAPITAL PLAN**

**WASTEWATER**

PROJ #	PROJECT IDENTIFICATION	BUDGET C/O	FISCAL YEAR					TOTAL 5 YEAR	BEYOND 2023	TOTAL COST
			18-19	19-20	20-21	21-22	22-23			
818901	Sewer Line Rehab & Replacement	1,032,326	545,000	1,000,000	750,000	750,000	1,000,000	4,045,000		5,077,326
810904	Collection/Treatment Painting	38,872	925,000					925,000		963,872
811501	Lift Station Upgrades	635,000		220,000	220,000		250,000	690,000		1,325,000
811601	Lift Station Stand by Power	98,486						0		98,486
811603	Santown Lift Station & Force Main	107,206						0		107,206
811701	Wastewater Main Rep - Legacy System	463,207		650,000	650,000	650,000	650,000	2,600,000		3,063,207
811801	Vehicle Storage Building	275,000						0		0
*	Windemere Lift Station Gravity Sewer	0						0	1,592,000	1,592,000
*	Engine Replacement-Jones St Lift Stat	0						0	2,400,000	2,400,000
*	Martin Park Flood Control Stand By	0						0	156,000	156,000
*	Treatment Plant Roadway Lighting	0						0	375,000	375,000
*	Highway 28 W Sewer Improvements	0						0	1,570,000	1,570,000
*	Main Lift Stations Renovation	0						0	4,148,000	4,148,000
*	W Sandy Bayou Flood Control Stand B	0						0	546,000	546,000
*	Downtown Sewer Line Rehab	0						0	6,000,000	6,000,000
*	West Alexandria Treatment Plant	0						0	57,910,000	57,910,000
*	Perimeter Fence Treatment Plant	0						0	356,000	356,000
*	Treatment Plant Drainage	0						0	465,000	465,000
*	Calvert Street Lift Station	0						0	6,600,000	6,600,000
<b>Total Wastewater</b>		<b>2,660,097</b>	<b>1,470,000</b>	<b>1,870,000</b>	<b>1,620,000</b>	<b>1,400,000</b>	<b>1,900,000</b>	<b>8,260,000</b>	<b>62,118,000</b>	<b>92,753,097</b>

- \* Project Number to be Assigned
- ⊕ New or Revised Projects
- ▒ Projects to be closed

**SHEET A 2018-2019/2022-2023 CAPITAL IMPROVEMENTS PROGRAM**

<b>PROJECT TITLE:</b> Sewer Line Rehabilitation	<b>PROJECT CATEGORY:</b> Wastewater
<b>PROJECT NUMBER:</b> 818901	<b>COUNCIL DISTRICT #</b> N/A
<b>DIVISION:</b> Utilities	<b>DEPARTMENT:</b> Wastewater

**PROJECT BUDGET  
REVENUE BREAKDOWN**

REVENUE SOURCES					UTILITY FUND	TOTAL
PRIOR BDGTS					11,692,766	11,692,766
PRIOR EXP					10,660,440	10,660,440
BUDGET C/O					1,032,326	1,032,326
2018-2019					545,000	545,000
2019-2020					1,000,000	1,000,000
2020-2021					750,000	750,000
2021-2022					750,000	750,000
2022-2023					1,000,000	1,000,000
BEYOND 2023						0
<b>TOTAL COST</b>					<b>15,737,766</b>	<b>15,737,766</b>

**EXPENDITURE BREAKDOWN**

EXPENDITURE BREAKDOWN	ENGINEERING	TESTING	LAND ACQUISITION	CONSTRUCTION	OTHER	TOTAL
PRIOR BDGTS	740,000			10,952,766		11,692,766
2018-2019				545,000		545,000
2019-2020				1,000,000		1,000,000
2020-2021				750,000		750,000
2021-2022				750,000		750,000
2022-2023				1,000,000		1,000,000
BEYOND 2023						0
<b>TOTAL COST</b>	<b>740,000</b>	<b>0</b>	<b>0</b>	<b>14,997,766</b>	<b>0</b>	<b>15,737,766</b>

**PROJECT SPECIFICATIONS**

**PROJECT DESCRIPTION:**  
Sewer line rehabilitation.

---

**PROJECT JUSTIFICATION:**  
Repair, reline or replace deteriorated mains, manholes and services that are identified as causing excess infiltration and inflow into the collection system. This project addresses our entire collection system. Increased cost are to ensure EPA compliance in coming years. We have received correspondence for the EPA urging the reimplementation of this program.

---

**PROJECT PRIORITY:** A

**START DATE:** On Going      **EST TIME TO COMPLETE:** As Needed

**OPERATING BUDGET EFFECT:**

NONE     
  N/A     
  SEE DETAIL

**SHEET A 2018-2019/2022-2023 CAPITAL IMPROVEMENTS PROGRAM**

<b>PROJECT TITLE:</b> Collection/Treatment Painting Project	<b>PROJECT CATEGORY:</b> Wastewater
<b>PROJECT NUMBER:</b> 810904	<b>COUNCIL DISTRICT #</b> 2
<b>DIVISION:</b> Utilities	<b>DEPARTMENT:</b> Wastewater

**PROJECT BUDGET**

**REVENUE BREAKDOWN**

REVENUE SOURCES	Utility Revenue Bonds 2014	REVENUE BONDS 2013	UTILITY FUND	TOTAL
PRIOR BDGTS	575,676	110,000	214,324	900,000
PRIOR EXP	575,676	110,000	175,452	861,128
BUDGET C/O	0	0	38,872	38,872
2018-2019			925,000	925,000
2019-2020				0
2020-2021				0
2021-2022				0
2022-2023				0
BEYOND 2023				0
<b>TOTAL COST</b>		110,000	1,139,324	1,825,000

**EXPENDITURE BREAKDOWN**

EXPENDITURE BREAKDOWN	ENGINEERING	TESTING	LAND ACQUISITION	CONSTRUCTION	OTHER	TOTAL
PRIOR BDGTS	75,000			825,000		900,000
2018-2019	115,000	18,000		792,000		925,000
2019-2020						0
2020-2021						0
2021-2022						0
2022-2023						0
BEYOND 2023						0
<b>TOTAL COST</b>	190,000	18,000	0	1,617,000	0	1,825,000

**PROJECT SPECIFICATIONS**

**PROJECT DESCRIPTION:**

Painting of buildings & equipment at the following locations: Casson Street Lift Station, Masonic Drive Lift Station, Atwood Lift Station, In-Plant Lift Station, Sludge Thickener Tanks and Sludge Hopper at Solids Handling Building.

**PROJECT JUSTIFICATION:**

Paint on these structures and equipment is severely deteriorated. Work is needed to maintain structural integrity.

**PROJECT PRIORITY:**

A

**START DATE:** 2019

**EST TIME TO COMPLETE:** 1 Year

**OPERATING BUDGET EFFECT:**

NONE

N/A

SEE DETAIL

**SHEET A 2018-2019/2022-2023 CAPITAL IMPROVEMENTS PROGRAM**

<b>PROJECT TITLE:</b> Lift Station Upgrades	<b>PROJECT CATEGORY:</b> Wastewater
<b>PROJECT NUMBER:</b> 811501	<b>COUNCIL DISTRICT #</b> 2
<b>DIVISION:</b> Utilities	<b>DEPARTMENT:</b> Wastewater

**PROJECT BUDGET**

**REVENUE BREAKDOWN**

REVENUE SOURCES					UTILITY FUND	TOTAL
PRIOR BDGTS					635,000	635,000
PRIOR EXP						0
BUDGET C/O					635,000	635,000
2018-2019						0
2019-2020					220,000	220,000
2020-2021					220,000	220,000
2021-2022						0
2022-2023					250,000	250,000
BEYOND 2023						0
<b>TOTAL COST</b>					<b>1,325,000</b>	<b>1,325,000</b>

**EXPENDITURE BREAKDOWN**

EXPENDITURE BREAKDOWN	ENGINEERING	TESTING	LAND ACQUISITION	CONSTRUCTION	OTHER	TOTAL
PRIOR BDGTS					635,000	635,000
2018-2019						0
2019-2020					220,000	220,000
2020-2021					220,000	220,000
2021-2022						0
2022-2023					250,000	250,000
BEYOND 2023						0
<b>TOTAL COST</b>	<b>0</b>	<b>0</b>	<b>0</b>	<b>0</b>	<b>1,325,000</b>	<b>1,325,000</b>

**PROJECT SPECIFICATIONS**

**PROJECT DESCRIPTION:**  
Installation of modern above-ground duplex pump package with high capacity pumps at Good Earth, Clermont, Twin Bridges Road, North Village, Briarwood, and Landmark Lift Stations.

**PROJECT JUSTIFICATION:**  
Existing pumps at these stations are inefficient and have to be frequently repaired.

**PROJECT PRIORITY:** A

**START DATE:** Ongoing      **EST TIME TO COMPLETE:** Ongoing

**OPERATING BUDGET EFFECT:**  
 NONE       X       N/A       SEE DETAIL

**SHEET A 2018-2019/2022-2023 CAPITAL IMPROVEMENTS PROGRAM**

<b>PROJECT TITLE:</b> In-Plant Lift Station Stand-By Power	<b>PROJECT CATEGORY:</b> Wastewater
<b>PROJECT NUMBER:</b> 811601	<b>COUNCIL DISTRICT #</b> 2
<b>DIVISION:</b> Utilities	<b>DEPARTMENT:</b> Wastewater

**PROJECT BUDGET  
REVENUE BREAKDOWN**

REVENUE SOURCES					UTILITY FUND	TOTAL
PRIOR BDGTS					256,400	256,400
PRIOR EXP					157,914	157,914
BUDGET C/O					98,486	98,486
2018-2019						0
2019-2020						0
2020-2021						0
2021-2022						0
2022-2023						0
BEYOND 2023						0
<b>TOTAL COST</b>					256,400	256,400

**EXPENDITURE BREAKDOWN**

EXPENDITURE BREAKDOWN	ENGINEERING	TESTING	LAND ACQUISITION	CONSTRUCTION	OTHER	TOTAL
PRIOR BDGTS	21,400	1,000		234,000		256,400
2018-2019						0
2019-2020						0
2020-2021						0
2021-2022						0
2022-2023						0
BEYOND 2023						0
<b>TOTAL COST</b>	21,400	1,000	0	234,000	0	256,400

**PROJECT SPECIFICATIONS**

**PROJECT DESCRIPTION:**

Addition of Stand-By Power Unit at Treatment Plant In-Plant Lift Station.

**PROJECT JUSTIFICATION:**

In the event of natural disaster and electrical power is unavailable, this will ensure normal treatment of our wastewater without interruption.

**PROJECT PRIORITY:**

**START DATE:** 2016

A  
**EST TIME TO COMPLETE:** 2 Years

**OPERATING BUDGET EFFECT:**

NONE

N/A

SEE DETAIL

**SHEET A 2018-2019/2022-2023 CAPITAL IMPROVEMENTS PROGRAM**

<b>PROJECT TITLE:</b> Samtown Lift Station & Force Main	<b>PROJECT CATEGORY:</b> Wastewater
<b>PROJECT NUMBER:</b> 811603	<b>COUNCIL DISTRICT #</b> 2
<b>DIVISION:</b> Utilities	<b>DEPARTMENT:</b> Wastewater

**PROJECT BUDGET**

**REVENUE BREAKDOWN**

REVENUE SOURCES				UTILITY FUND	STATE DEQ LOAN	TOTAL
PRIOR BDGTS				100,000	1,119,546	1,219,546
PRIOR EXP					1,112,340	1,112,340
BUDGET C/D				100,000	7,206	107,206
2018-2019						0
2019-2020						0
2020-2021						0
2021-2022						0
2022-2023						0
BEYOND 2023						0
<b>TOTAL COST</b>				100,000	1,119,546	1,219,546

**EXPENDITURE BREAKDOWN**

EXPENDITURE BREAKDOWN	ENGINEERING	TESTING	LAND ACQUISITION	CONSTRUCTION	OTHER	TOTAL
PRIOR BDGTS				1,219,546		1,219,546
2018-2019						0
2019-2020						0
2020-2021						0
2021-2022						0
2022-2023						0
BEYOND 2023						0
<b>TOTAL COST</b>				1,219,546	0	1,219,546

**PROJECT SPECIFICATIONS**

**PROJECT DESCRIPTION:**

Replacement of existing lift station and force main.

**PROJECT JUSTIFICATION:**

Existing lift station was constructed in the early 1970's and has had numerous repairs in recent years. Existing force main is cast iron and has had numerous failures due to acidic soil conditions and will be replaced with a PE force main.

**PROJECT PRIORITY:**

**START DATE:** 2017

**EST TIME TO COMPLETE:** 2 Years A

**OPERATING BUDGET EFFECT:**

NONE

N/A

SEE DETAIL

**SHEET A 2018-2019/2022-2023 CAPITAL IMPROVEMENTS PROGRAM**

<b>PROJECT TITLE:</b> Wastewater Main Repl-Legacy System	<b>PROJECT CATEGORY:</b> Wastewater
<b>PROJECT NUMBER:</b> 811701	<b>COUNCIL DISTRICT #</b> 2
<b>DIVISION:</b> Utilities	<b>DEPARTMENT:</b> Wastewater

**PROJECT BUDGET  
REVENUE BREAKDOWN**

REVENUE SOURCES					UTILITY FUND	TOTAL
PRIOR BDGTS					501,000	501,000
PRIOR EXP					37,793	37,793
BUDGET C/O					463,207	463,207
2018-2019						0
2019-2020					650,000	650,000
2020-2021					650,000	650,000
2021-2022					650,000	650,000
2022-2023					650,000	650,000
BEYOND 2023						0
<b>TOTAL COST</b>					<b>3,101,000</b>	<b>3,101,000</b>

**EXPENDITURE BREAKDOWN**

EXPENDITURE BREAKDOWN	ENGINEERING	TESTING	LAND ACQUISITION	CONSTRUCTION	OTHER	TOTAL
PRIOR BDGTS					501,000	501,000
2018-2019						0
2019-2020					650,000	650,000
2020-2021					650,000	650,000
2021-2022					650,000	650,000
2022-2023					650,000	650,000
BEYOND 2023						0
<b>TOTAL COST</b>					<b>3,101,000</b>	<b>3,101,000</b>

**PROJECT SPECIFICATIONS**

**PROJECT DESCRIPTION:**

Replace existing wastewater mains in the area generally bounded by the Red River, Lee Street, Bolton Avenue, and Rapides Avenue.

**PROJECT JUSTIFICATION:**

This will replace the utility infrastructure in one of the oldest areas of the City.

**PROJECT PRIORITY:**

**START DATE:** Ongoing

**EST TIME TO COMPLETE:** Ongoing

**OPERATING BUDGET EFFECT:**

NONE

N/A

SEE DETAIL

**SHEET A 2018-2019/2022-2023 CAPITAL IMPROVEMENTS PROGRAM**

<b>PROJECT TITLE:</b> Vehicle Storage Building	<b>PROJECT CATEGORY:</b> Wastewater
<b>PROJECT NUMBER:</b> 811801	<b>COUNCIL DISTRICT #</b> 2
<b>DIVISION:</b> Utilities	<b>DEPARTMENT:</b> Wastewater

**PROJECT BUDGET  
REVENUE BREAKDOWN**

REVENUE SOURCES					UTILITY FUND	TOTAL
PRIOR BDGTS					275,000	275,000
PRIOR EXP						0
BUDGET C/O					275,000	275,000
2018-2019						0
2019-2020						0
2020-2021						0
2021-2022						0
2022-2023						0
BEYOND 2023						0
<b>TOTAL COST</b>						<b>275,000</b>

**EXPENDITURE BREAKDOWN**

EXPENDITURE BREAKDOWN	ENGINEERING	TESTING	LAND ACQUISITION	CONSTRUCTION	OTHER	TOTAL
PRIOR BDGTS					275,000	275,000
2018-2019						0
2019-2020						0
2020-2021						0
2021-2022						0
2022-2023						0
BEYOND 2023						0
<b>TOTAL COST</b>	0	0	0	0	275,000	<b>275,000</b>

**PROJECT SPECIFICATIONS**

**PROJECT DESCRIPTION:**  
Replacement of CMU wall and roofing at the Wastewater Treatment Plant shop and vehicle storage area.

**PROJECT JUSTIFICATION:**  
Existing wall and roofing are severely deteriorated and in need of replacement.

**PROJECT PRIORITY:** A

**START DATE:** 2018      **EST TIME TO COMPLETE:** 1 Year

**OPERATING BUDGET EFFECT:**  
 NONE       X       N/A       SEE DETAIL

**SHEET A 2018-2019/2022-2023 CAPITAL IMPROVEMENTS PROGRAM**

<b>PROJECT TITLE:</b> Windemere Lift Station Gravity Sewer	<b>PROJECT CATEGORY:</b> Wastewater
<b>PROJECT NUMBER:</b> N/A	<b>COUNCIL DISTRICT #</b> 5
<b>DIVISION:</b> Utilities	<b>DEPARTMENT:</b> Wastewater

**PROJECT BUDGET  
REVENUE BREAKDOWN**

REVENUE SOURCES					UTILITY FUND	TOTAL
PRIOR BDGTS						0
PRIOR EXP						0
BUDGET C/O					0	0
2018-2019						0
2019-2020						0
2020-2021						0
2021-2022						0
2022-2023						0
BEYOND 2023					1,592,000	1,592,000
<b>TOTAL COST</b>					<b>1,592,000</b>	<b>1,592,000</b>

**EXPENDITURE BREAKDOWN**

EXPENDITURE BREAKDOWN	ENGINEERING	TESTING	LAND ACQUISITION	CONSTRUCTION	OTHER	TOTAL
PRIOR BDGTS						0
2018-2019						0
2019-2020						0
2020-2021						0
2021-2022						0
2022-2023						0
BEYOND 2023	238,000	7,000	172,000	1,175,000		1,592,000
<b>TOTAL COST</b>	<b>238,000</b>	<b>7,000</b>	<b>172,000</b>	<b>1,175,000</b>		<b>1,592,000</b>

**PROJECT SPECIFICATIONS**

**PROJECT DESCRIPTION:**

Construction of a 24" Trunk Gravity Sewer to eliminate the Windemere Lift Station..

**PROJECT JUSTIFICATION:**

This will eliminate the severely hydraulically overloaded Windemere Lift Station. Will also facilitate flows from Charles Park Lift Station in the future planned West Alexandria Treatment Plant, and eliminate non-compliance during heavy rainfall events.

**PROJECT PRIORITY:**

**START DATE:** N/A

**EST TIME TO COMPLETE:** N/A

**OPERATING BUDGET EFFECT:**

NONE

N/A

SEE DETAIL

**SHEET A 2018-2019/2022-2023 CAPITAL IMPROVEMENTS PROGRAM**

<b>PROJECT TITLE:</b> Engine Replacement-Jones St Lift Station	<b>PROJECT CATEGORY:</b> Wastewater
<b>PROJECT NUMBER:</b> N/A	<b>COUNCIL DISTRICT #</b> 2
<b>DIVISION:</b> Utilities	<b>DEPARTMENT:</b> Wastewater

**PROJECT BUDGET  
REVENUE BREAKDOWN**

REVENUE SOURCES					UTILITY FUND	TOTAL
PRIOR BDGTS						0
PRIOR EXP						0
BUDGET C/O						0
2018-2019						0
2019-2020						0
2020-2021						0
2021-2022						0
2022-2023						0
BEYOND 2023					2,400,000	2,400,000
<b>TOTAL COST</b>					2,400,000	2,400,000

**EXPENDITURE BREAKDOWN**

EXPENDITURE BREAKDOWN	ENGINEERING	TESTING	LAND ACQUISITION	CONSTRUCTION	OTHER	TOTAL
PRIOR BDGTS						0
2018-2019						0
2019-2020						0
2020-2021						0
2021-2022						0
2022-2023						0
BEYOND 2023	284,000				2,116,000	2,400,000
<b>TOTAL COST</b>	284,000	0	0	0	2,116,000	2,400,000

**PROJECT SPECIFICATIONS**

<b>PROJECT DESCRIPTION:</b> Replacement of (2) 600 HP Waukesha High Water / Stand By Engines	
<b>PROJECT JUSTIFICATION:</b> Existing engines were installed in the early 1970's and are becoming unreliable.	
<b>PROJECT PRIORITY:</b> A	
<b>START DATE:</b> N/A	<b>EST TIME TO COMPLETE:</b> N/A
<b>OPERATING BUDGET EFFECT:</b>	
<input type="checkbox"/> NONE	<input checked="" type="checkbox"/> N/A
	<input type="checkbox"/> SEE DETAIL





**SHEET A 2018-2019/2022-2023 CAPITAL IMPROVEMENTS PROGRAM**

<b>PROJECT TITLE:</b> Highway 28 W Sewer Improvements	<b>PROJECT CATEGORY:</b> Wastewater
<b>PROJECT NUMBER:</b> N/A	<b>COUNCIL DISTRICT #</b> 2
<b>DIVISION:</b> Utilities	<b>DEPARTMENT:</b> Wastewater

**PROJECT BUDGET  
REVENUE BREAKDOWN**

REVENUE SOURCES					UTILITY FUND	TOTAL
PRIOR BDGTS						0
PRIOR EXP						0
BUDGET C/O					0	0
2018-2019						0
2019-2020						0
2020-2021						0
2021-2022						0
2022-2023						0
BEYOND 2023					1,570,000	1,570,000
<b>TOTAL COST</b>					<b>1,570,000</b>	<b>1,570,000</b>

**EXPENDITURE BREAKDOWN**

EXPENDITURE BREAKDOWN	ENGINEERING	TESTING	LAND ACQUISITION	CONSTRUCTION	OTHER	TOTAL
PRIOR BDGTS						0
2018-2019						0
2019-2020						0
2020-2021						0
2021-2022						0
2022-2023						0
BEYOND 2023	122,000	8,000	80,000	1,360,000		1,570,000
<b>TOTAL COST</b>	<b>122,000</b>	<b>8,000</b>	<b>80,000</b>	<b>1,360,000</b>	<b>0</b>	<b>1,570,000</b>

**PROJECT SPECIFICATIONS**

**PROJECT DESCRIPTION:**

Construction of 8", 12", and 15" gravity sewer mains, as Package 6 of the multi-phased Highway 28 West Sewer Project.

**PROJECT JUSTIFICATION:**

Abandonment of lift stations along Highway 28 West will decrease O & M costs. Stations to be abandon include: Links Lift Station, John Eskew, West Wind and Louisiana Special Education Center.

**PROJECT PRIORITY:**

**START DATE:** N/A

**EST TIME TO COMPLETE:** N/A

**OPERATING BUDGET EFFECT:**

NONE

N/A

SEE DETAIL



**SHEET A 2018-2019/2022-2023 CAPITAL IMPROVEMENTS PROGRAM**

<b>PROJECT TITLE:</b> W Sandy Bayou Flood Control Stand By	<b>PROJECT CATEGORY:</b> Wastewater
<b>PROJECT NUMBER:</b> N/A	<b>COUNCIL DISTRICT #</b> 3
<b>DIVISION:</b> Utilities	<b>DEPARTMENT:</b> Wastewater

**PROJECT BUDGET  
REVENUE BREAKDOWN**

REVENUE SOURCES					UTILITY FUND	TOTAL
PRIOR BDGTS						0
PRIOR EXP						0
BUDGET C/O					0	0
2018-2019						0
2019-2020						0
2020-2021						0
2021-2022						0
2022-2023						0
BEYOND 2023					546,000	546,000
<b>TOTAL COST</b>					546,000	546,000

**EXPENDITURE BREAKDOWN**

EXPENDITURE BREAKDOWN	ENGINEERING	TESTING	LAND ACQUISITION	CONSTRUCTION	OTHER	TOTAL
PRIOR BDGTS						0
2018-2019						0
2019-2020						0
2020-2021						0
2021-2022						0
2022-2023						0
BEYOND 2023	68,000	7,000		471,000		546,000
<b>TOTAL COST</b>	68,000	7,000	0	471,000	0	546,000

**PROJECT SPECIFICATIONS**

**PROJECT DESCRIPTION:**

Installations of 5 backup generators capable of 72 hours continuous operation without refueling.

**PROJECT JUSTIFICATION:**

Stand by power is needed in the event of power loss during inclement weather conditions. This will prevent widespread flooding of the service area during an unexpected power outage.

**PROJECT PRIORITY:**

**START DATE:** N/A

**EST TIME TO COMPLETE:** N/A

**OPERATING BUDGET EFFECT:**

NONE

N/A

SEE DETAIL

**SHEET A 2018-2019/2022-2023 CAPITAL IMPROVEMENTS PROGRAM**

<b>PROJECT TITLE:</b> Downtown Sewer Line Rehab	<b>PROJECT CATEGORY:</b> Wastewater
<b>PROJECT NUMBER:</b> N/A	<b>COUNCIL DISTRICT #</b> N/A
<b>DIVISION:</b> Utilities	<b>DEPARTMENT:</b> Wastewater

**PROJECT BUDGET**

**REVENUE BREAKDOWN**

REVENUE SOURCES					UTILITY FUND	TOTAL
PRIOR BDGTS						0
PRIOR EXP						0
BUDGET C/O						0
2018-2019						0
2019-2020						0
2020-2021						0
2021-2022						0
2022-2023						0
BEYOND 2023					6,000,000	6,000,000
<b>TOTAL COST</b>					<b>6,000,000</b>	<b>6,000,000</b>

**EXPENDITURE BREAKDOWN**

EXPENDITURE BREAKDOWN	ENGINEERING	TESTING	LAND ACQUISITION	CONSTRUCTION	OTHER	TOTAL
PRIOR BDGTS						0
2018-2019						0
2019-2020						0
2020-2021						0
2021-2022						0
2022-2023						0
BEYOND 2023					6,000,000	6,000,000
<b>TOTAL COST</b>	0	0	0	0	<b>6,000,000</b>	<b>6,000,000</b>

**PROJECT SPECIFICATIONS**

**PROJECT DESCRIPTION:**

Rehabilitation and replacement of existing downtown sewer mains.

**PROJECT JUSTIFICATION:**

Existing lines were constructed in the late 1800's and early 1900's. Along with being aged, some mains are undersized for the current capacity they carry.

**PROJECT PRIORITY:**

A

**START DATE:**

N/A

**EST TIME TO COMPLETE:** N/A

**OPERATING BUDGET EFFECT:**

NONE

N/A

SEE DETAIL

**SHEET A 2018-2019/2022-2023 CAPITAL IMPROVEMENTS PROGRAM**

<b>PROJECT TITLE:</b> West Alexandria Treatment Plant	<b>PROJECT CATEGORY:</b> Wastewater
<b>PROJECT NUMBER:</b> N/A	<b>COUNCIL DISTRICT #</b> 2
<b>DIVISION:</b> Utilities	<b>DEPARTMENT:</b> Wastewater

**PROJECT BUDGET  
REVENUE BREAKDOWN**

REVENUE SOURCES					UTILITY FUND	TOTAL
PRIOR BDGTS						0
PRIOR EXP						0
BUDGET C/D						0
2018-2019						0
2019-2020						0
2020-2021						0
2021-2022						0
2022-2023						0
BEYOND 2023					57,910,000	57,910,000
<b>TOTAL COST</b>					<b>57,910,000</b>	<b>57,910,000</b>

**EXPENDITURE BREAKDOWN**

EXPENDITURE BREAKDOWN	ENGINEERING	TESTING	LAND ACQUISITION	CONSTRUCTION	OTHER	TOTAL
PRIOR BDGTS						0
2018-2019						0
2019-2020						0
2020-2021						0
2021-2022						0
2022-2023						0
BEYOND 2023					57,910,000	57,910,000
<b>TOTAL COST</b>					<b>57,910,000</b>	<b>57,910,000</b>

**PROJECT SPECIFICATIONS**

**PROJECT DESCRIPTION:**

Construction of a new Wastewater Treatment Plant to serve west Alexandria.

**PROJECT JUSTIFICATION:**

A new plant is needed due to the growth of the City in a westward direction.

**PROJECT PRIORITY:**

**START DATE:** N/A

N/A

**EST TIME TO COMPLETE:** N/A

A

**OPERATING BUDGET EFFECT:**

NONE

N/A

SEE DETAIL

**SHEET A 2018-2019/2022-2023 CAPITAL IMPROVEMENTS PROGRAM**

<b>PROJECT TITLE:</b> Perimeter Fence Treatment Plant	<b>PROJECT CATEGORY:</b> Wastewater
<b>PROJECT NUMBER:</b> N/A	<b>COUNCIL DISTRICT #</b> N/A
<b>DIVISION:</b> Utilities	<b>DEPARTMENT:</b> Wastewater

**PROJECT BUDGET  
REVENUE BREAKDOWN**

REVENUE SOURCES					UTILITY FUND	TOTAL
PRIOR BDGTS						0
PRIOR EXP						0
BUDGET C/O						0
2018-2019						0
2019-2020						0
2020-2021						0
2021-2022						0
2022-2023						0
BEYOND 2023					356,000	356,000
<b>TOTAL COST</b>					<b>356,000</b>	<b>356,000</b>

**EXPENDITURE BREAKDOWN**

EXPENDITURE BREAKDOWN	ENGINEERING	TESTING	LAND ACQUISITION	CONSTRUCTION	OTHER	TOTAL
PRIOR BDGTS						0
2018-2019						0
2019-2020						0
2020-2021						0
2021-2022						0
2022-2023						0
BEYOND 2023	48,975	1,750			305,275	356,000
<b>TOTAL COST</b>	<b>48,975</b>	<b>1,750</b>	<b>0</b>	<b>0</b>	<b>305,275</b>	<b>356,000</b>

**PROJECT SPECIFICATIONS**

**PROJECT DESCRIPTION:**

Replace existing perimeter fence.

**PROJECT JUSTIFICATION:**

Existing fence is badly deteriorated and damaged by trees and undergrowth.

**PROJECT PRIORITY:**

A

**START DATE:**

N/A

**EST TIME TO COMPLETE:** N/A

**OPERATING BUDGET EFFECT:**

NONE

N/A

SEE DETAIL





P. OTHER

TABLE OF CONTENTS

OTHER

			<b>PAGE</b>
860701	Telephone Network Upgrade	.....	220
860702	GIS System/GPS Equipment	.....	221
861801	City Hall Datacenter Battery Backup	.....	222
861802	Council Chambers Broadcast Upgrade	.....	223

2018-2019

COMBINED CAPITAL PROJECTS  
SOURCES OF FUNDING SUMMARY

OTHER

PROJECT IDENTIFICATION	SALES TAXES	AD VAL TAX- 14	AD VAL TAX- 18	FEDERAL FUNDS	OTHER FUNDS	UTILITY FUND	OTHER	TOTALS
								0
								0
								0
Total Other	0	0	0	0	0	0	0	0
Total Utility Capital	0	0	0	0	0	10,975,000	0	10,975,000

2018-2019

**ENTERPRISE CAPITAL PROJECTS  
FIVE YEAR CAPITAL PLAN**

**OTHER**

PROJ #	PROJECT IDENTIFICATION	BUDGET C/O	FISCAL YEAR					TOTAL 5 YEAR	BEYOND 2023	TOTAL COST
			18-19	19-20	20-21	21-22	22-23			
860701	Telephone Network Upgrade	193,853						0		193,853
860702	GIS System/GPS Equipment	318,899						0		318,899
861801	City Hall Datacenter Battery Backup	142,335						0		142,335
861802	Council Chambers Broadcast Upgrade	125,000						0		125,000
<b>Total Other</b>		<b>780,087</b>	<b>0</b>	<b>0</b>	<b>0</b>	<b>0</b>	<b>0</b>	<b>0</b>	<b>0</b>	<b>780,087</b>
<b>TOTAL UTILITY CAPITAL</b>		<b>23,824,200</b>	<b>10,975,000</b>	<b>13,155,000</b>	<b>9,630,000</b>	<b>6,410,000</b>	<b>6,185,000</b>	<b>46,355,000</b>	<b>107,970,000</b>	<b>173,581,152</b>

- \* Project Number to be Assigned
- ⊗ New or Revised Projects
- ▨ Projects to be closed

**SHEET A 2018-2019/2022-2023 CAPITAL IMPROVEMENTS PROGRAM**

<b>PROJECT TITLE:</b> Telephone Network Upgrade	<b>PROJECT CATEGORY:</b> Other
<b>PROJECT NUMBER:</b> 860701	<b>COUNCIL DISTRICT #</b> N/A
<b>DIVISION:</b> Finance	<b>DEPARTMENT:</b> Various

**PROJECT BUDGET**

**REVENUE BREAKDOWN**

REVENUE SOURCES					UTILITY FUND	TOTAL
PRIOR BDGTS					3,242,410	3,242,410
PRIOR EXP					3,048,557	3,048,557
BUDGET C/O					193,853	193,853
2018-2019						
2019-2020						
2020-2021						
2021-2022						
2022-2023						
BEYOND 2023						0
<b>TOTAL COST</b>					3,242,410	3,242,410

**EXPENDITURE BREAKDOWN**

EXPENDITURE BREAKDOWN	ENGINEERING	TESTING	LAND ACQUISITION	CONSTRUCTION	OTHER	TOTAL
PRIOR BDGTS					3,242,410	3,242,410
2018-2019						
2019-2020						
2020-2021						
2021-2022						
2022-2023						
BEYOND 2023						0
<b>TOTAL COST</b>					3,242,410	3,242,410

**PROJECT SPECIFICATIONS**

**PROJECT DESCRIPTION:**

Upgrade existing telephone network to be self reliant. Will allow phone communications between all city facilities to continue without interruption in service from Bell South is lost.

**PROJECT JUSTIFICATION:**

Eliminate dependence on Bell South and problems with old phone lines that Bell South refuses to replace. Creates redundancy where a single point of failure will not effect telephone network. All sites will be capable of running on their own without being connected to City Hall. No limitations on voice calls between facilities. All facilities would have features that the central switch has. All future upgrades can be done at once instead of at each different facility. Upgrades can be done without shutting down the telephone network.

**PROJECT PRIORITY:**

**START DATE:** Ongoing **EST TIME TO COMPLETE:** As Needed

**OPERATING BUDGET EFFECT:**

NONE
  X  N/A
  SEE DETAIL

**SHEET A 2018-2019/2022-2023 CAPITAL IMPROVEMENTS PROGRAM**

<b>PROJECT TITLE:</b> GIS System/GPS Equipment	<b>PROJECT CATEGORY:</b> Other
<b>PROJECT NUMBER:</b> 860702	<b>COUNCIL DISTRICT #</b> N/A
<b>DIVISION:</b> Utilities	<b>DEPARTMENT:</b> Various

**PROJECT BUDGET**

**REVENUE BREAKDOWN**

REVENUE SOURCES					UTILITY FUND	TOTAL
PRIOR BDGTS					1,710,500	1,710,500
PRIOR EXP					1,391,601	1,391,601
BUDGET C/O					318,899	318,899
2018-2019						
2019-2020						
2020-2021						
2021-2022						
2022-2023						
BEYOND 2023						0
<b>TOTAL COST</b>					1,710,500	1,710,500

**EXPENDITURE BREAKDOWN**

EXPENDITURE BREAKDOWN	ENGINEERING	TESTING	LAND ACQUISITION	CONSTRUCTION	OTHER	TOTAL
PRIOR BDGTS					1,710,500	1,710,500
2018-2019						
2019-2020						
2020-2021						
2021-2022						
2022-2023						
BEYOND 2023						0
<b>TOTAL COST</b>					1,710,500	1,710,500

**PROJECT SPECIFICATIONS**

**PROJECT DESCRIPTION:**

Create a GIS system for city wide usage.

**PROJECT JUSTIFICATION:**

City is currently without GIS service. This project will enhance operations in Electric, Water, Gas, Wastewater, Engineering, Finance, Streets, Traffic, Building Inspection, Police and Fire by identifying each 911 address, existing utilities, streets, and drainage structures.

**PROJECT PRIORITY:**

A

**START DATE:**

Ongoing

**EST TIME TO COMPLETE:** As Needed

**OPERATING BUDGET EFFECT:**

NONE

N/A

SEE DETAIL

**SHEET A 2018-2019/2022-2023 CAPITAL IMPROVEMENTS PROGRAM**

<b>PROJECT TITLE:</b> City Hall Datacenter Battery Backup	<b>PROJECT CATEGORY:</b> Other
<b>PROJECT NUMBER:</b> 861801	<b>COUNCIL DISTRICT #:</b> N/A
<b>DIVISION:</b> Finance	<b>DEPARTMENT:</b> Various

**PROJECT BUDGET  
REVENUE BREAKDOWN**

REVENUE SOURCES					UTILITY FUND	TOTAL
PRIOR BDGTS					150,000	150,000
PRIOR EXP					7,665	7,665
BUDGET C/O					142,335	142,335
2018-2019						
2019-2020						
2020-2021						
2021-2022						
2022-2023						
BEYOND 2023						0
<b>TOTAL COST</b>					150,000	150,000

**EXPENDITURE BREAKDOWN**

EXPENDITURE BREAKDOWN	ENGINEERING	TESTING	LAND ACQUISITION	CONSTRUCTION	OTHER	TOTAL
PRIOR BDGTS					150,000	150,000
2018-2019						
2019-2020						
2020-2021						
2021-2022						
2022-2023						
BEYOND 2023						0
<b>TOTAL COST</b>					150,000	150,000

**PROJECT SPECIFICATIONS**

**PROJECT DESCRIPTION:**

Replace existing battery backup equipment and power conditioners located at the City Hall Datacenter.

**PROJECT JUSTIFICATION:**

Current equipment is aging, lessening the estimated up time it can provide.

**PROJECT PRIORITY:**

**START DATE:** 2018

**EST TIME TO COMPLETE:** 1 Year A

**OPERATING BUDGET EFFECT:**

NONE

N/A

SEE DETAIL

**SHEET A 2018-2019/2022-2023 CAPITAL IMPROVEMENTS PROGRAM**

<b>PROJECT TITLE:</b> Council Chambers Broadcast Upgrade	<b>PROJECT CATEGORY:</b> Other
<b>PROJECT NUMBER:</b> 861802	<b>COUNCIL DISTRICT #</b> N/A
<b>DIVISION:</b> Finance	<b>DEPARTMENT:</b> Various

**PROJECT BUDGET  
REVENUE BREAKDOWN**

REVENUE SOURCES					UTILITY FUND	TOTAL
PRIOR BDGTS					125,000	125,000
PRIOR EXP						0
BUDGET C/O					125,000	125,000
2018-2019						
2019-2020						
2020-2021						
2021-2022						
2022-2023						
BEYOND 2023						0
<b>TOTAL COST</b>						125,000

**EXPENDITURE BREAKDOWN**

EXPENDITURE BREAKDOWN	ENGINEERING	TESTING	LAND ACQUISITION	CONSTRUCTION	OTHER	TOTAL
PRIOR BDGTS					125,000	125,000
2018-2019						
2019-2020						
2020-2021						
2021-2022						
2022-2023						
BEYOND 2023						0
<b>TOTAL COST</b>					125,000	125,000

**PROJECT SPECIFICATIONS**

<b>PROJECT DESCRIPTION:</b> Replace City Council Chambers video broadcasting system.	
<b>PROJECT JUSTIFICATION:</b> Existing system is due for replacement. Video servers and disk storage have required maintenance or replacement multiple times recently. Cameras are over 15 years old and nearing end of useful life.	
<b>PROJECT PRIORITY:</b>	A
<b>START DATE:</b> 2018	<b>EST TIME TO COMPLETE:</b> 1 Year
<b>OPERATING BUDGET EFFECT:</b>	
<input type="checkbox"/> NONE <input checked="" type="checkbox"/>	<input type="checkbox"/> N/A <input type="checkbox"/> SEE DETAIL

2018-2019 CAPITAL BUDGET

\*\*\*\*\*This Page Intentionally Left Blank\*\*\*\*\*

## Q. MUNICIPAL TRANSIT

2018-2019/2022-2023 CAPITAL IMPROVEMENTS BUDGET

TABLE OF CONTENTS

MUNICIPAL TRANSIT

			PAGE
709706	Surveillance Equipment	.....	228
709709	ADA Vans	.....	229
709710	Replace Support Vehicles	.....	230
709711	Misc Shop Equipment	.....	231
709712	Buses	.....	232
709721	Copier	.....	233
709722	Terminal Improvements	.....	234
709723	Radio Upgrades	.....	235

2018-2019

**COMBINED CAPITAL PROJECTS  
SOURCES OF FUNDING SUMMARY**

**MUNICIPAL TRANSIT SYSTEM**

PROJECT IDENTIFICATION	SALES TAXES	AD VAL TAX- 14	AD VAL TAX- 18	FEDERAL FUNDS	OTHER FUNDS	UTILITY FUND	OTHER	TOTALS
								0
Surveillance Equipment	4,000			16,000				20,000
Replace Support Vehicles	7,000			28,000				35,000
	-----							
Total Transit Capital	11,000	0	0	44,000	0	0	0	55,000
	-----							

2018-2019

**ENTERPRISE CAPITAL PROJECTS  
FIVE YEAR CAPITAL PLAN**

**MUNICIPAL TRANSIT**

PROJ #	PROJECT IDENTIFICATION	BUDGET C/O	FISCAL YEAR					TOTAL 5 YEAR	BEYOND 2023	TOTAL COST
			18-19	19-20	20-21	21-22	22-23			
709706	Surveillance Equipment	71	20,000					20,000		20,071
709709	ADA Vans	40,190			250,000	250,000	500,000			540,190
709710	Replace Support Vehicles	0	35,000	35,000	35,000		105,000			105,000
709711	Misc Shop Equipment	8,393		10,000			10,000			18,393
709712	Buses	1,155,826		1,000,000		1,000,000	2,000,000			3,155,826
709721	Copier	145					0			145
709722	Terminal Improvements	20,536					0			20,536
709723	Radio Upgrades	82,062					0			82,062
<b>TOTAL TRANSIT</b>			<b>1,307,223</b>	<b>55,000</b>	<b>1,045,000</b>	<b>285,000</b>	<b>1,250,000</b>	<b>0</b>	<b>2,635,000</b>	<b>3,942,223</b>

- \* Project Number to be Assigned
- ⊕ New or Revised Projects
- ▨ Projects to be closed

**SHEET A 2018-2019/2022-2023 CAPITAL IMPROVEMENTS PROGRAM**

<b>PROJECT TITLE:</b> Surveillance Equipment	<b>PROJECT CATEGORY:</b> Municipal Transit
<b>PROJECT NUMBER:</b> 709706	<b>COUNCIL DISTRICT #</b> N/A
<b>DIVISION:</b> Public Works	<b>DEPARTMENT:</b> Municipal Transit

**PROJECT BUDGET**

**REVENUE BREAKDOWN**

REVENUE SOURCES				SALES TAX	FEDERAL FUNDS	TOTAL
PRIOR BDGTS				2,000	8,000	10,000
PRIOR EXP				1,986	7,943	9,929
BUDGET C/O				14	57	71
2018-2019				4,000	16,000	20,000
2019-2020						0
2020-2021						0
2021-2022						0
2022-2023						0
BEYOND 2023						0
<b>TOTAL COST</b>				6,000	24,000	30,000

**EXPENDITURE BREAKDOWN**

EXPENDITURE BREAKDOWN	ENGINEERING	TESTING	LAND ACQUISITION	CONSTRUCTION	OTHER	TOTAL
PRIOR BDGTS					10,000	10,000
2018-2019					20,000	20,000
2019-2020						0
2020-2021						0
2021-2022						0
2022-2023						0
BEYOND 2023						0
<b>TOTAL COST</b>					30,000	30,000

**PROJECT SPECIFICATIONS**

**PROJECT DESCRIPTION:**  
Surveillance equipment and other miscellaneous equipment used for surveillance.

**PROJECT JUSTIFICATION:**  
Equipment used to monitor the increased number of traffic accidents, theft, incidents, employee compensation claims, and gang-related fights and disturbances.

**PROJECT PRIORITY:** A

**START DATE:** N/A      **EST TIME TO COMPLETE:** N/A

**OPERATING BUDGET EFFECT:**

 NONE     
  N/A     
  SEE DETAIL



**SHEET A 2018-2019/2022-2023 CAPITAL IMPROVEMENTS PROGRAM**

<b>PROJECT TITLE:</b> Replace Support Vehicles	<b>PROJECT CATEGORY:</b> Municipal Transit
<b>PROJECT NUMBER:</b> 709710	<b>COUNCIL DISTRICT #</b> N/A
<b>DIVISION:</b> Public Works	<b>DEPARTMENT:</b> Municipal Transit

**PROJECT BUDGET  
REVENUE BREAKDOWN**

REVENUE 2016-2017				SALES TAX	FEDERAL FUNDS	TOTAL
PRIOR BDGTS				14,400	57,600	72,000
PRIOR EXP				14,400	57,600	72,000
BUDGET C/O				0	0	0
2018-2019				7,000	28,000	35,000
2019-2020				7,000	28,000	35,000
2020-2021				7,000	28,000	35,000
2021-2022						0
2022-2023						0
BEYOND 2023						0
<b>TOTAL COST</b>				<b>35,400</b>	<b>141,600</b>	<b>177,000</b>

**EXPENDITURE BREAKDOWN**

EXPENDITURE BREAKDOWN	ENGINEERING	TESTING	LAND ACQUISITION	CONSTRUCTION	OTHER	TOTAL
PRIOR BDGTS					72,000	72,000
2018-2019					35,000	35,000
2019-2020					35,000	35,000
2020-2021					35,000	35,000
2021-2022						0
2022-2023						0
BEYOND 2023						0
<b>TOTAL COST</b>					<b>177,000</b>	<b>177,000</b>

**PROJECT SPECIFICATIONS**

**PROJECT DESCRIPTION:**

**PROJECT JUSTIFICATION:**

**PROJECT PRIORITY:**

**START DATE:** N/A

**EST TIME TO COMPLETE:** N/A

**OPERATING BUDGET EFFECT:**

 NONE

 N/A

 SEE DETAIL

**SHEET A 2018-2019/2022-2023 CAPITAL IMPROVEMENTS PROGRAM**

<b>PROJECT TITLE:</b> Misc Shop Equipment	<b>PROJECT CATEGORY:</b> Municipal Transit
<b>PROJECT NUMBER:</b> 709711	<b>COUNCIL DISTRICT #</b> N/A
<b>DIVISION:</b> Public Works	<b>DEPARTMENT:</b> Municipal Transit

**PROJECT BUDGET  
REVENUE BREAKDOWN**

REVENUE 2016-2017				SALES TAX	FEDERAL FUNDS	TOTAL
PRIOR BDGTS				11,002	44,008	55,010
PRIOR EXP				9,323	37,294	46,617
BUDGET C/O				1,679	6,714	8,393
2018-2019						0
2019-2020				2,000	8,000	10,000
2020-2021						0
2021-2022						0
2022-2023						0
BEYOND 2023						0
<b>TOTAL COST</b>				13,002	52,008	65,010

**EXPENDITURE BREAKDOWN**

EXPENDITURE BREAKDOWN	ENGINEERING	TESTING	LAND ACQUISITION	CONSTRUCTION	OTHER	TOTAL
PRIOR BDGTS					55,010	55,010
2018-2019						0
2019-2020					10,000	10,000
2020-2021						0
2021-2022						0
2022-2023						0
BEYOND 2023						0
<b>TOTAL COST</b>					65,010	65,010

**PROJECT SPECIFICATIONS**

**PROJECT DESCRIPTION:**

**PROJECT JUSTIFICATION:**

**PROJECT PRIORITY:**

**START DATE:** N/A

**EST TIME TO COMPLETE:** N/A

**OPERATING BUDGET EFFECT:**

 NONE

 N/A

 SEE DETAIL





**SHEET A 2018-2019/2022-2023 CAPITAL IMPROVEMENTS PROGRAM**

<b>PROJECT TITLE:</b> Terminal Improvements	<b>PROJECT CATEGORY:</b> Municipal Transit
<b>PROJECT NUMBER:</b> 709722	<b>COUNCIL DISTRICT #</b> N/A
<b>DIVISION:</b> Public Works	<b>DEPARTMENT:</b> Municipal Transit

**PROJECT BUDGET  
REVENUE BREAKDOWN**

REVENUE SOURCES				SALES TAX	FEDERAL FUNDS	TOTAL
PRIOR BDGTS				10,000	40,000	50,000
PRIOR EXP				5,893	23,571	29,464
BUDGET C/O				4,107	16,429	20,536
2018-2019						0
2019-2020						0
2020-2021						0
2021-2022						0
2022-2023						0
BEYOND 2023						0
<b>TOTAL COST</b>				10,000	40,000	50,000

**EXPENDITURE BREAKDOWN**

EXPENDITURE BREAKDOWN	ENGINEERING	TESTING	LAND ACQUISITION	CONSTRUCTION	OTHER	TOTAL
PRIOR BDGTS					50,000	50,000
2018-2019						0
2019-2020						0
2020-2021						0
2021-2022						0
2022-2023						0
BEYOND 2023						0
<b>TOTAL COST</b>					50,000	50,000

**PROJECT SPECIFICATIONS**

**PROJECT DESCRIPTION:**

**PROJECT JUSTIFICATION:**

**PROJECT PRIORITY:**

**START DATE:** N/A

**EST TIME TO COMPLETE:** N/A

**OPERATING BUDGET EFFECT:**

 NONE

 N/A

 SEE DETAIL

**SHEET A 2018-2019/2022-2023 CAPITAL IMPROVEMENTS PROGRAM**

<b>PROJECT TITLE:</b> Radio Upgrades	<b>PROJECT CATEGORY:</b> Municipal Transit
<b>PROJECT NUMBER:</b> 709723	<b>COUNCIL DISTRICT #</b> N/A
<b>DIVISION:</b> Public Works	<b>DEPARTMENT:</b> Municipal Transit

**PROJECT BUDGET  
REVENUE BREAKDOWN**

REVENUE SOURCES				SALES TAX	FEDERAL FUNDS	TOTAL
PRIOR BDGTS				25,000	100,000	125,000
PRIOR EXP				8,588	34,350	42,938
BUDGET C/O				16,412	65,650	82,062
2018-2019						0
2019-2020						0
2020-2021						0
2021-2022						0
2022-2023						0
BEYOND 2023						0
<b>TOTAL COST</b>				25,000	100,000	125,000

**EXPENDITURE BREAKDOWN**

EXPENDITURE BREAKDOWN	ENGINEERING	TESTING	LAND ACQUISITION	CONSTRUCTION	OTHER	TOTAL
PRIOR BDGTS					125,000	125,000
2018-2019						0
2019-2020						0
2020-2021						0
2021-2022						0
2022-2023						0
BEYOND 2023						0
<b>TOTAL COST</b>					125,000	125,000

**PROJECT SPECIFICATIONS**

**PROJECT DESCRIPTION:**

**PROJECT JUSTIFICATION:**

**PROJECT PRIORITY:**

**START DATE:** N/A

**EST TIME TO COMPLETE:** N/A

**OPERATING BUDGET EFFECT:**

 NONE

 N/A

 SEE DETAIL

\*\*\*\*\*This Page Intentionally Left Blank\*\*\*\*\*

## R. FIVE YEAR PLAN

2018-2019

**GENERAL CAPITAL PROJECTS  
FIVE YEAR CAPITAL PLAN**

**PUBLIC ENTERPRISE**

PROJ #	PROJECT IDENTIFICATION	BUDGET C/O	FISCAL YEAR					TOTAL 5 YEAR	BEYOND 2023	TOTAL COST
			18-19	19-20	20-21	21-22	22-23			
059401	Reserve for Relocation Projects	500,000	100,000	100,000	100,000	100,000	100,000	500,000		1,000,000
050301	City Hall Renovation	400,000	1,000,000	5,700,000	4,000,000	1,000,000		11,700,000		11,700,000
860301	Info Technology Upgrades	130,708	275,000					275,000		0
050710	AUMP Lower Third	234,464						0		234,464
050801	Building Improvements	409,561		150,000	150,000	150,000		450,000		859,561
050802	Roof Replacement	792,870	50,000	150,000	150,000	150,000		500,000		1,292,870
051103	Red River Imp Venture	3,082,694						-		3,082,694
051104	Port of Alexandria Rail Spur Imp	57,224						0		57,224
051201	Port of Alex/Ruston Foundry	47,298	100,000					100,000		147,298
051302	Riverfront Center Improvements	39,571						0		39,571
051401	Energy Renovations	302,328	40,000					40,000		342,328
051403	Centa Community College	140,176						0		140,176
051502	Riverfront Improvements	511,140						0		0
051503	Two Way Communications Upgrade	13,657						0		13,657
051601	Convention Hall Improvements	190,420						0		190,420
051602	Boiler Replacement City Hall	60,054						0		60,054
051603	Business Incubator Chiller Repl	193,808						0		193,808
051604	Amphitheatre Improvements	710,843	25,000					25,000		735,843
051702	Security Improvements	57,061	30,000	30,000	30,000			90,000		147,061
051703	Naval Reserve Building Demolition	99,163	10,000					10,000		99,163
051704	Public Safety Datacenter Renovation	250,000	125,000					125,000		375,000
051801	Riverfront Center Waterproofing/Roofr	555,600	305,600					305,600		861,200
051802	Riverfront Center Roof Replacement	250,000	(250,000)					(250,000)		0
<b>Total Public Enterprise</b>		<b>9,018,640</b>	<b>1,810,600</b>	<b>6,130,000</b>	<b>4,430,000</b>	<b>1,400,000</b>	<b>100,000</b>	<b>13,870,600</b>	<b>0</b>	<b>21,572,392</b>

- \* Project Number to be Assigned
- ⊕ New or Revised Projects
- ⊖ Projects to be closed

2018-2019

**GENERAL CAPITAL PROJECTS  
FIVE YEAR CAPITAL PLAN**

**DRAINAGE**

PROJ #	PROJECT IDENTIFICATION	BUDGET C/O	FISCAL YEAR					TOTAL 5 YEAR	BEYOND 2023	TOTAL COST
			18-19	19-20	20-21	21-22	22-23			
250211	Acquisition-ROW/Servitudes	431,516						0		431,516
250421	Residential Ditch Closure	621,147		375,000	375,000	375,000	375,000	1,500,000		2,121,147
250512	Pump Station Repairs	129,862						0		129,862
250604	Chatlain Lake-Willow Glen Hudson	163,284						0		163,284
251003	Red River Levee Certification	35,284						0		35,284
251103	Masonic Drive RCB Extension	1,814,000						0		1,814,000
251104	Tangent Rd RCB	564,362						0		564,362
251105	Martin Park/Airview Terrace St & Dmg	999,382						0		999,382
251301	Citywide Drainage Improvements	90,423						0		90,423
251401	Culpepper Drainage	62,399						0		62,399
251701	Woodale Outfall/ Railrd Ave Ph 4	1,316,434						0		0
251702	Diversion Canal Reverse Flow System	40,639						0		0
251703	Rapides Avenue RCB Repair	448,400						0		448,400
251704	Choctaw Drive Drainage	24,899						0		24,899
251801	Mall Ditch Improvements	325,000		500,000	500,000			1,000,000		1,325,000
251802	Hwy 28 West Drainage Canal	150,000		775,000				775,000		925,000
251803	Martin Park Pump Additions	292,090						0		292,090
<b>Total Drainage</b>		<b>7,511,131</b>	<b>0</b>	<b>1,650,000</b>	<b>875,000</b>	<b>375,000</b>	<b>375,000</b>	<b>3,275,000</b>	<b>0</b>	<b>9,427,058</b>

- \* Project Number to be Assigned
- ⊙ New or Revised Projects
- Projects to be closed

**2018-2019  
GENERAL CAPITAL PROJECTS  
FIVE YEAR CAPITAL PLAN**

**STREETS**

PROJ #	PROJECT IDENTIFICATION	BUDGET C/O	FISCAL YEAR					TOTAL 5 YEAR	BEYOND 2023	TOTAL COST
			18-19	19-20	20-21	21-22	22-23			
268823	Street, Drainage, Sidewalk Repairs	2,314,606	4,000,000	376,000	375,000	375,000	375,000	5,500,000		7,814,606
269007	Sugarhouse Road - Phase 1	7,534,389						0	3,500,000	11,034,389
269801	Jackson St at Horseshoe Drive	129,750						0		0
260407	Street Repairs	133,892	50,000	50,000	50,000	50,000	50,000	250,000		383,892
260507	Aerial Photography	185,554	15,000	15,000	15,000	15,000	15,000	75,000		260,554
260604	North Mall-North to Sterck	462,992						0	3,000,000	3,462,992
260608	Land Acquisitions	471,099	50,000		50,000			100,000		571,099
261002	Traffic Signals Renovations	371,962		25,000				25,000		396,962
261203	Masonic Corridor Ph 2	2,120,915						0		2,120,915
261302	Directional Signage & Striping	77,078	50,000	50,000	50,000	50,000	50,000	250,000		327,078
261304	MPO Versailles Lighting	245,542						0		245,542
261501	Hudson Bridge Chatlain Canal	835,542						0		0
261602	MPO Panel Replacement	3,237,413						0		3,237,413
261603	Industrial Park Road Reconstruction	646,215						0		646,215
261604	Cloverleaf Boulevard Extension	121,124						0		121,124
261701	City Park Bridge Repairs	27,115						0		27,115
261702	Horseshoe Drive Improvements	64,502						0		64,502
261801	N. 16th Street Bridge Replacement	350,000	1,350,000					1,350,000		1,700,000
261802	Pine St/roadway to Applewhite	645,000						0		645,000
261901	MacArthur Drive @ Jackson		600,000					600,000		600,000
<b>Total Streets</b>		<b>19,974,690</b>	<b>6,115,000</b>	<b>615,000</b>	<b>540,000</b>	<b>490,000</b>	<b>490,000</b>	<b>6,150,000</b>	<b>6,500,000</b>	<b>33,659,388</b>

\* Project Number to be Assigned  
 @ New or Revised Projects  
 Projects to be closed

2018-2019

GENERAL CAPITAL PROJECTS  
FIVE YEAR CAPITAL PLAN

POLICE

PROJ #	PROJECT IDENTIFICATION	BUDGET C/O	FISCAL YEAR					TOTAL 5 YEAR	BEYOND 2023	TOTAL COST
			18-19	19-20	20-21	21-22	22-23			
501401	Pistol Range Improvements	109,608						0		109,608
501502	Pistol Range Classroom	200,405						0		200,405
501504	Parking Canopies	75,000						0		75,000
501701	Public Safety Security System	24,068						0		24,068
501702	Body/Vehicle Camera System	28,602						0		28,602
<b>Total Police</b>		<b>435,683</b>	<b>0</b>	<b>0</b>	<b>0</b>	<b>0</b>	<b>0</b>	<b>0</b>	<b>0</b>	<b>435,683</b>

- \* Project Number to be Assigned
- New or Revised Projects
- Projects to be closed

2018-2019

**GENERAL CAPITAL PROJECTS  
FIVE YEAR CAPITAL PLAN**

**FIRE**

PROJ #	PROJECT IDENTIFICATION	BUDGET C/O	FISCAL YEAR					TOTAL 5 YEAR	BEYOND 2023	TOTAL COST
			18-19	19-20	20-21	21-22	22-23			
600603	Fire Station Relocation	421,381						0		421,381
601801	Pumper Truck	695,000						0		695,000
<b>Total Fire</b>			1,116,381	0	0	0	0	0	0	1,116,381

- Project Number to be Assigned
- ⊙ New or Revised Projects
- Projects to be closed

2018-2019

**GENERAL CAPITAL PROJECTS  
FIVE YEAR CAPITAL PLAN**

**PARKS AND RECREATION**

PROJ #	PROJECT IDENTIFICATION	BUDGET C/O	FISCAL YEAR					TOTAL 5 YEAR	BEYOND 2023	TOTAL COST
			18-19	19-20	20-21	21-22	22-23			
440901	Recreational Park Improvements	314,633	600,000					600,000		914,633
441501	Johnny Downs Park Improvements	265,998						0		265,998
441801	Civil Rights Monument	250,000	250,000					250,000		500,000
441802	Links on the Bayou Improvements	250,000	750,000					750,000		1,000,000
441803	Brighthurst Park Renovation	100,000						0		100,000
441804	Tennis Court Additions	211,672						0		211,672
<b>Total Park/Recreation</b>		<b>1,392,303</b>	<b>1,600,000</b>	<b>0</b>	<b>0</b>	<b>0</b>	<b>0</b>	<b>1,600,000</b>	<b>0</b>	<b>2,992,303</b>

- \* Project Number to be Assigned
- ⊙ New or Revised Projects
- Projects to be closed

2018-2019

**GENERAL CAPITAL PROJECTS  
FIVE YEAR CAPITAL PLAN**

**ZOOLOGICAL PARK**

PROJ #	PROJECT IDENTIFICATION	BUDGET C/O	FISCAL YEAR					TOTAL 5 YEAR	BEYOND 2023	TOTAL COST
			18-19	19-20	20-21	21-22	22-23			
431401	AV System	39,777						0		39,777
431501	Zoo Improvements	256,707	300,000	400,000	200,000			900,000		1,156,707
431801	Tiger Building Replacement	550,000	100,000					100,000		650,000
431802	Refurbish Wooden Walks & Decks	50,000	(50,000)					(50,000)		0
431803	Zoo Master Plan/Feasibility Study	197,735						0		197,735
<b>Total Zoological Park</b>		<b>1,094,219</b>	<b>350,000</b>	<b>400,000</b>	<b>200,000</b>	<b>0</b>	<b>0</b>	<b>950,000</b>	<b>0</b>	<b>2,044,219</b>
<b>TOTAL GENERAL CAPITAL PROJECTS</b>		<b>40,543,047</b>	<b>9,875,600</b>	<b>8,695,000</b>	<b>6,045,000</b>	<b>2,265,000</b>	<b>965,000</b>	<b>27,845,600</b>	<b>6,500,000</b>	<b>71,247,434</b>

- \* Project Number to be Assigned
- ⊕ New or Revised Projects
- ▒ Projects to be closed

2018-2019

**GENERAL CAPITAL PROJECTS  
FIVE YEAR CAPITAL PLAN**

**COMMUNITY DEVELOPMENT BLOCK GRANT**

PROJ #	PROJECT IDENTIFICATION	BUDGET C/O	FISCAL YEAR					TOTAL 5 YEAR	BEYOND 2023	TOTAL COST
			18-19	19-20	20-21	21-22	22-23			
TOTAL CDBG			0	0	0	0	0	0	0	0

- \* Project Number to be Assigned
- ⊙ New or Revised Projects
- Projects to be closed

**2018-2019**  
**ENTERPRISE CAPITAL PROJECTS**  
**FIVE YEAR CAPITAL PLAN**

**ELECTRIC**

PROJ #	PROJECT IDENTIFICATION	BUDGET C/O	FISCAL YEAR					TOTAL 5 YEAR	BEYOND 2023	TOTAL COST
			18-19	19-20	20-21	21-22	22-23			
729202	Circuit Reconductoring	880,335		250,000	250,000	250,000	250,000	1,000,000		1,880,335
720003	Replace Distribution Breakers	30,333						0		30,333
720601	138 KV Pole Change Out	1,126,346		300,000				300,000		1,426,346
720801	Electric Utility Relocation	372,105		200,000	200,000	200,000	200,000	800,000		1,172,105
720804	Substation Maintenance	190,493	135,000	235,000	235,000	235,000	235,000	1,075,000		1,265,493
720805	Distribution Feeder Maintenance	293,941	100,000	200,000	200,000	200,000	200,000	800,000		1,193,941
720903	138 KV Pilot Wire Replacement	497,598	100,000					100,000		597,598
721302	138 KV Transmission Upgrade	995,270			2,500,000	500,000	500,000	3,500,000		4,495,270
721401	DG Hunter Units #5-11	961,511						0		961,511
721502	Bayou Cove #1 Comb Inspection	300,000						0		300,000
721503	Bayou Cove #1 Capital Imp	75,000						0		75,000
721602	Pecan Bayou Subdivision Ph 5	100,940						0		100,940
721701	Willow Glen Transformer Rep	1,543,048	(600,000)					(600,000)		(600,000)
721702	Rep Twin Bridges Autotransformer	3,672,439	600,000					600,000		3,672,439
721703	Rep Bayou Rapides Transformer	1,700,000						0		0
721704	MacArthur Drive Lighting Replacement	1,131,933	750,000	750,000	750,000			2,250,000		3,381,933
721801	Demolition DG Hunter 1-4	195,270	50,000	100,000	100,000	100,000		350,000		545,270
721802	Prescott 2400V Conversion	450,000		450,000				450,000		450,000
721901	Downtown-Willow Glen 138 KV Rebuilt	0	3,500,000	4,000,000				7,500,000		7,500,000
721902	DG Hunter #5-11 Major Maintenance	0	350,000	350,000	350,000			1,050,000		1,050,000
721903	DG Hunter #5-11 Stack Testing	0	75,000			75,000		150,000		150,000
*	Prescott Breaker & Switch Replacemer	0						0	300,000	300,000
*	Willow Glen Breaker & Switch Rep	0						0	240,000	240,000
*	Twin Bridges Breaker & Switch Rep	0						0	400,000	400,000
*	Replace Bayou Rapides Switchgear #1	0						0	675,000	675,000
*	Replace Prescott Transformer #2	0						0	1,750,000	1,750,000
*	DG Hunter Unit #12	0						0	10,000,000	10,000,000
<b>Total Electric</b>		<b>14,517,582</b>	<b>5,060,000</b>	<b>6,835,000</b>	<b>4,585,000</b>	<b>1,560,000</b>	<b>1,385,000</b>	<b>19,425,000</b>	<b>13,365,000</b>	<b>43,014,514</b>

- \* Project Number to be Assigned
- ⊗ New or Revised Projects
- ▨ Projects to be closed

2018-2019

**ENTERPRISE CAPITAL PROJECTS  
FIVE YEAR CAPITAL PLAN**

**WATER**

PROJ #	PROJECT IDENTIFICATION	BUDGET C/O	FISCAL YEAR					TOTAL 5 YEAR	BEYOND 2023	TOTAL COST
			18-19	19-20	20-21	21-22	22-23			
750004	Waterline Replacement & Rehab	953,492	500,000	750,000	750,000	750,000	750,000	3,500,000		4,453,492
751001	Water Well Reclamation	1,141,202	750,000	1,000,000	750,000	1,000,000	750,000	4,250,000		5,391,202
751201	Martin Park Water Main Rep	462,443		475,000				475,000		937,443
751202	Replace Water Wells	787,130	1,000,000	750,000	750,000	750,000	750,000	4,000,000		4,787,130
751302	McNitt Field Water Feeder Line	59,714		675,000	675,000			1,350,000		1,409,714
751401	Adams Station 2400V to 480V	133,800						0		133,800
751403	City Park Tank Replacement	475						0		475
751602	Fire Hydrant Thread Standardization	105,000						0		105,000
751701	Rosalino Tank Repair & Paint	804,020	135,000					135,000		939,020
751702	TRC Rechlorination Station	239,000						0		239,000
751703	Annadale Road Improvements	114,199	350,000					350,000		464,199
751704	Water Main Rep-Legacy System	540,183		500,000	500,000	650,000	650,000	2,300,000		2,940,183
751901	Water Well Meter Replacement	0	410,000					410,000		410,000
*	Ketchie Bypass Phase I	0						0	2,429,000	2,429,000
*	Adams Tank Repair & Paint	0						0	1,177,000	1,177,000
*	Sterku Road Materials Storage Cover	0						0	175,000	175,000
*	Highway 1 South Wellfield Ph 1	0						0	1,195,000	1,195,000
*	Highway 1 South Wellfield Ph 2	0						0	3,526,000	3,526,000
*	Adams Pump Station Line Renovation	0						0	1,935,000	1,935,000
<b>Total Water</b>		<b>5,340,658</b>	<b>3,145,000</b>	<b>4,150,000</b>	<b>3,425,000</b>	<b>3,150,000</b>	<b>2,900,000</b>	<b>16,770,000</b>	<b>10,437,000</b>	<b>32,547,658</b>

- \* Project Number to be Assigned
- ⊙ New or Revised Projects
- ▨ Projects to be closed

2018-2019

**ENTERPRISE CAPITAL PROJECTS  
FIVE YEAR CAPITAL PLAN**

**GAS**

PROJ #	PROJECT IDENTIFICATION	BUDGET C/O	FISCAL YEAR					TOTAL 5 YEAR	BEYOND 2023	TOTAL COST
			18-19	19-20	20-21	21-22	22-23			
780901	Martin Park Gas Main Rep	60,727						0		60,727
781401	Gas SCADA Upgrade	106,163						0		106,163
781503	Gas Main Extension 8" Port	55,000						0		55,000
781704	Cloverleaf Gas Extension	40,000						0		40,000
781801	Lower 3rd/W Sandy Bayou Gas	273,906		300,000		300,000		600,000		873,906
781901	Wells Boulevard Gas Rep		300,000					300,000		300,000
781902	Enterprise/Acadian Interconnect		1,000,000					1,000,000		1,000,000
*	Zone 15 Gas Replacement							0	300,000	300,000
*	Bayou Rapides Rd Gas Extension							0	250,000	250,000
*	Regulator/Meter Station Refurb							0	250,000	250,000
*	Jefferson Heights Gas Relocation							0	300,000	300,000
*	Alexandria West Side Gas Feed							0	650,000	650,000
*	Lee Street Ext/Kees Ave Gas							0	300,000	300,000
<b>Total Gas</b>		<b>535,796</b>	<b>1,300,000</b>	<b>300,000</b>	<b>0</b>	<b>300,000</b>	<b>0</b>	<b>1,900,000</b>	<b>2,050,000</b>	<b>4,485,796</b>

- \* Project Number to be Assigned
- ⊕ New or Revised Projects
- ▨ Projects to be closed

2018-2019

**ENTERPRISE CAPITAL PROJECTS  
FIVE YEAR CAPITAL PLAN**

**WASTEWATER**

PROJ #	PROJECT IDENTIFICATION	BUDGET C/O	FISCAL YEAR					TOTAL 5 YEAR	BEYOND 2023	TOTAL COST
			18-19	19-20	20-21	21-22	22-23			
818901	Sewer Line Rehab & Replacement	1,032,326	545,000	1,000,000	750,000	750,000	1,000,000	4,045,000		5,077,326
810904	Collection/Treatment Painting	38,872	925,000					925,000		963,872
811501	Lift Station Upgrades	636,000		220,000	220,000		250,000	690,000		1,325,000
811601	Lift Station Stand by Power	98,486						0		98,486
811603	Santown Lift Station & Force Main	107,206						0		107,206
811701	Wastewater Main Rep - Legacy System	463,207		650,000	650,000	650,000	650,000	2,600,000		3,063,207
811801	Vehicle Storage Building	275,000						0		0
*	Windemere Lift Station Gravity Sewer	0						0	1,592,000	1,592,000
*	Engine Replacement-Jones St Lift Stati	0						0	2,400,000	2,400,000
*	Marlin Park Flood Control Stand By	0						0	156,000	156,000
*	Treatment Plant Roadway Lighting	0						0	375,000	375,000
*	Highway 28 W Sewer Improvements	0						0	1,570,000	1,570,000
*	Main Lift Stations Renovation	0						0	4,148,000	4,148,000
*	W Sandy Bayou Flood Control Stand B	0						0	546,000	546,000
*	Downtown Sewer Line Rehab	0						0	6,000,000	6,000,000
*	West Alexandria Treatment Plant	0						0	57,910,000	57,910,000
*	Perimeter Fence Treatment Plant	0						0	356,000	356,000
*	Treatment Plant Drainage	0						0	465,000	465,000
*	Calvert Street Lift Station	0						0	6,600,000	6,600,000
<b>Total Wastewater</b>		<b>2,650,097</b>	<b>1,470,000</b>	<b>1,870,000</b>	<b>1,620,000</b>	<b>1,400,000</b>	<b>1,900,000</b>	<b>8,260,000</b>	<b>62,118,000</b>	<b>92,753,097</b>

- \* Project Number to be Assigned
- ⊗ New or Revised Projects
- ▨ Projects to be closed

2018-2019

**ENTERPRISE CAPITAL PROJECTS  
FIVE YEAR CAPITAL PLAN**

**OTHER**

PROJ #	PROJECT IDENTIFICATION	BUDGET C/O	FISCAL YEAR					TOTAL 5 YEAR	BEYOND 2023	TOTAL COST
			18-19	19-20	20-21	21-22	22-23			
860701	Telephone Network Upgrade	193,853						0		193,853
860702	GIS System/GPS Equipment	318,899						0		318,899
861801	City Hall Datacenter Battery Backup	142,335						0		142,335
861802	Council Chambers Broadcast Upgrade	125,000						0		125,000
<b>Total Other</b>		780,087	0	0	0	0	0	0	0	780,087
<b>TOTAL UTILITY CAPITAL</b>		23,824,200	10,975,000	13,155,000	9,630,000	6,410,000	6,185,000	46,355,000	107,970,000	173,581,152

- \* Project Number to be Assigned
- ⊕ New or Revised Projects
- ▨ Projects to be closed

2018-2019

ENTERPRISE CAPITAL PROJECTS  
FIVE YEAR CAPITAL PLAN

MUNICIPAL TRANSIT

PROJ #	PROJECT IDENTIFICATION	BUDGET C/O	FISCAL YEAR					TOTAL 5 YEAR	BEYOND 2023	TOTAL COST	
			18-19	19-20	20-21	21-22	22-23				
709706	Surveillance Equipment	71	20,000					20,000		20,071	
709709	ADA Vans	40,190			250,000	250,000		500,000		540,190	
709710	Replace Support Vehicles	0	35,000	35,000	35,000			105,000		105,000	
709711	Misc Shop Equipment	8,393		10,000				10,000		18,393	
709712	Buses	1,155,826		1,000,000		1,000,000		2,000,000		3,155,826	
709721	Copier	145						0		145	
709722	Terminal Improvements	20,536						0		20,536	
709723	Radio Upgrades	82,062						0		82,062	
<b>TOTAL TRANSIT</b>			<b>1,307,223</b>	<b>55,000</b>	<b>1,045,000</b>	<b>265,000</b>	<b>1,250,000</b>	<b>0</b>	<b>2,835,000</b>	<b>0</b>	<b>3,942,223</b>

- \* Project Number to be Assigned
- ⊕ New or Revised Projects
- ▨ Projects to be closed