



City of Alexandria
Annual Capital Budget
and Five Year Plan
2017-2018



GOVERNMENT FINANCE OFFICERS ASSOCIATION

*Distinguished
Budget Presentation
Award*

PRESENTED TO

**City of Alexandria
Louisiana**

For the Fiscal Year Beginning

May 1, 2016

Executive Director

2017-2018 CAPITAL BUDGET

*****This Page Intentionally Left Blank*****

***CITY OF ALEXANDRIA
ELECTED OFFICIALS
2017 - 2018***

EXECUTIVE

Jacques M. Roy

Mayor

LEGISLATIVE

Edward Larvadain, III

Roosevelt Johnson

Jules Green

Harry Silver

Chuck Fowler

Jim Villard

Joseph Fuller

District One

District Two

District Three

District Four

District Five

At-Large

At-Large

JUDICIAL

Richard Starling, Jr.

Terrence Grines

City Judge

City Marshal

***CITY OF ALEXANDRIA
EXECUTIVE OFFICERS
2017 - 2018***

David Gill	Chief of Staff
Robert Weeks	Acting Director of Community Services
Loren Lampert	Police Chief
Charles Buckhalter	Commissioner of AFD
Michael Marcotte	Director of Utilities
Lisa Harris	Director of Human Resources
Charles Johnson	City Attorney
David Crutchfield	Director of Finance
Delores Brewer	Director of Planning
David Gill	Director of Public Works

2017-2018/2021-2022 CAPITAL IMPROVEMENTS BUDGET

TABLE OF CONTENTS

	<u>PAGE</u>
Table of Contents	5
Glossary	15
 <u>A. BUDGET SUMMARIES</u>	
Combined Summary/Sources of Funding	A.1
 <u>B. GENERAL CAPITAL PROJECTS</u>	
Summary of General Capital Projects	B.1
General Capital Projects-Five Year Plan	B.2
 <u>C. PUBLIC ENTERPRISE</u>	
Source of Funding	C.2
Reserve for Relocation Projects	C.4
City Hall Renovation	C.5
Info Technology Upgrades	C.6
AUMP Lower Third	C.7
Building Improvements	C.8
Roof Replacement	C.9
Red River Imp Venture	C.10
Port of Alexandria Rail Spur Imp	C.11
Port of Alex/Ruston Foundry	C.12
Riverfront Center Improvements	C.13
Energy Renovations	C.14
Cenla Community College	C.15
Code Enforcement Canopy	C.16
Riverfront Improvements	C.17
Two Way Communications Upgrade	C.18
Convention Hall Improvements	C.19
Boiler Replacement City Hall	C.20
Business Incubator Chiller Repl	C.21
Amphitheatre Improvements	C.22
City Hall Waterproofing	C.23
Security Improvements	C.24
Naval Reserve Building Demolition	C.25
Public Safety Datacenter Renovation	C.26
Riverfront Center Waterproofing	C.27
Riverfront Center Roof Replacement	C.28

2017-2018/2021-2022 CAPITAL IMPROVEMENTS BUDGET

TABLE OF CONTENTS

	<u>PAGE</u>
<u>D. DRAINAGE</u>	
Source of Funding	D.2
Acquisition-ROW/Servitudes	D.4
Residential Ditch Closure	D.5
Pump Station Repairs	D.6
Chatlain Lake-Willow Glen Hudson	D.7
Red River Levee Certification	D.8
Woodale Outfall/ Railrd Ave Ph 3	D.9
Masonic Drive RCB Extension	D.10
Tangent Rail RCB	D.11
Martin Park Drainage	D.12
Citywide Drainage Improvements	D.13
Culpepper Drainage	D.14
Woodale Outfall/ Railrd Ave Ph 4	D.15
Diversion Canal Reverse Flow System	D.16
Rapides Avenue RCB Repair	D.17
Choctaw Drive Drainage	D.18
Mall Ditch Improvements	D.19
Hwy 28 West Drainage Canal	D.20
Dorchester Ditch Enclosure Phase 1	D.21
MacAdams Ditch Improvements	D.22
Good Earth Drainage Phase 1	D.23
Good Earth Drainage Phase 2	D.24
Dorchester Ditch Enclosure Phase 2	D.25
Shenandoah Ditch Closure	D.26
Worley Drive Ditch Closure	D.27
Hynson Bayou -Parkway -Stella Mills	D.28
Hynson Bayou -Poplar - Parkway	D.29
<u>E. STREETS</u>	
Source of Funding	E.2
Street, Drainage, Sidewalk Repairs	E.4
Sugarhouse Road - Phase 1	E.5
Jackson St at Horseshoe Drive	E.6
Street Repairs	E.7
Aerial Photography	E.8
North Mall-North to Sterkx	E.9
Land Acquisitions	E.10
Traffic Signals Renovations	E.11

2017-2018/2021-2022 CAPITAL IMPROVEMENTS BUDGET

TABLE OF CONTENTS

	<u>PAGE</u>
<u>E. STREETS CONTINUED</u>	
Citywide Directional Signage	E.12
MPO Street Overlays	E.13
Masonic Corridor Ph 2	E.14
Directional Signage & Striping	E.15
MPO Versailles Lighting	E.16
MPO Sidewalk-Monroe St	E.17
Hudson Bridge Chatlain Canal	E.18
Prescott Road Sidewalk Improvement	E.19
MPO Panel Replacement	E.20
Industrial Park Road Reconstruction	E.21
Cloverleaf Boulevard Extension	E.22
City Park Bridge Repairs	E.23
Horseshoe Drive Improvements	E.24
N. 16th Street Bridge Replacement	E.25
Pitts St/Broadway to Applewhite	E.26
North Mall/ North to Sterkx Ph 2	E.27
Hudson Blvd/Eddie Williams to Futrell	E.28
Tulane Ave/Lincoln to Clinton	E.29
Olcutt St/Allen to Sterkx Road	E.30
Provine Place Sidwalk/ Ansley-Versailles	E.31
<u>F. PUBLIC SAFETY - POLICE</u>	
Source of Funding	F.2
Pistol Range Improvements	F.4
Pistol Range Classroom	F.5
Parking Canopies	F.6
Filing & Storage System	F.7
Public Safety Security System	F.8
Body/Vehicle Camera System	F.9
<u>G. PUBLIC SAFETY - FIRE</u>	
Source of Funding	G.2
Fire Station Relocation	G.4
Pumper Truck	G.5
Pumper Truck	G.6
<u>H. PARKS & RECREATION</u>	
Source of Funding	H.2

2017-2018/2021-2022 CAPITAL IMPROVEMENTS BUDGET

TABLE OF CONTENTS

	<u>PAGE</u>
<u>H. PARKS & RECREATION CONTINUED</u>	
Recreational Park Improvements	H.4
Johnny Downs Park Improvements	H.5
Park Building Improvements	H.6
Civil Rights Monument	H.7
<u>I. ZOOLOGICAL PARK</u>	
Source of Funding	I.2
AV System	I.4
Zoo Improvements	I.5
Otter Exhibit Renovation	I.6
Colobus Monkey Exhibit	I.7
Relocation of Red River Hogs	I.8
Tiger Building Replacement	I.9
Refurbish Wooden Walks & Decks	I.10
Zoo Master Plan/Feasibility Study	I.11
<u>J. COMMUNITY DEVELOPMENT</u>	
Source of Funding	J.2
<u>K. ENTERPRISE CAPITAL PROJECTS</u>	
Summary of Enterprise Capital Projects	K.1
<u>L. ELECTRIC</u>	
Source of Funding	L.2
Circuit Reconductoring	L.4
Replace Distribution Breakers	L.5
138 KV Pole Change Out	L.6
Electric Utility Relocation	L.7
Substation Maintenance	L.8
Distribution Feeder Maintenance	L.9
138 KV Pilot Wire Replacement	L.10
138 KV Transmission Upgrade	L.11
DG Hunter Units #5-11	L.12
Bayou Cove #1 Comb Inspection	L.13
Bayou Cove #1 Capital Imp	L.14
Pecan Bayou Subdivision Ph 1	L.15
Pecan Bayou Subdivision Ph 2	L.16

2017-2018/2021-2022 CAPITAL IMPROVEMENTS BUDGET

TABLE OF CONTENTS

	<u>PAGE</u>
<u>L. ELECTRIC CONTINUED</u>	
Pecan Bayou Subdivision Ph 3	L.17
Pecan Bayou Subdivision Ph 5	L.18
Willow Glen Transformer Rep	L.19
Rep Twin Bridges Autotransformer	L.20
Rep Bayou Rapides Transformer	L.21
MacArthur Drive Lighting Replacement	L.22
Demolition DG Hunter 1-4	L.23
Prescott 2400V Conversion	L.24
Prescott Breaker & Switch Replacement	L.25
Willow Glen Breaker & Switch Rep	L.26
Twin Bridges Breaker & Switch Rep	L.27
DG Hunter Unit #12	L.28
<u>M. WATER</u>	
Source of Funding	M.2
Waterline Replacement & Rehab	M.4
Water Well Reclamation	M.5
Martin Park Water Main Rep	M.6
Replace Water Wells	M.7
Hwy 1 Water Tank Repairs & Painting	M.8
McNutt Field Water Feeder Line	M.9
Adams Station 2400V to 480V	M.10
Shell Road Tank Study	M.11
City Park Tank Replacement	M.12
McKeithen Dr Tank Repair & Paint	M.13
Fire Hydrant Thread Standardization	M.14
Rosalino Tank Repair & Paint	M.15
TRC Rechlorination Station	M.16
Annadale Road Improvements	M.17
Water Main Rep-Legacy System	M.18
Chlorine Leak Detection	M.19
Kisatchie By Pass Phase I	M.20
Adams Tank Repair & Paint	M.21
Water Well Meter Replacement	M.22
Adams Pump Station Line Renovation	M.23
<u>N. GAS</u>	
Source of Funding	N.2

2017-2018/2021-2022 CAPITAL IMPROVEMENTS BUDGET

TABLE OF CONTENTS

	<u>PAGE</u>
<u>N. GAS CONTINUED</u>	
Source of Funding	N.4
Martin Park Gas Main Rep	N.5
Gas SCADA Upgrade	N.6
Gas Main Extention 8" Port	N.7
Pecan Bayou Suidivision Ph 4	N.8
Pecan Bayou Suidivision Ph 5	N.9
Pecan Bayou Suidivision Ph 6	N.10
Vandenburg/England Gas Loop	N.11
LA 28W Gas Extension	N.12
Ansley Blvd Gas Extension Ph 3	N.13
Ansley Blvd Gas Extension Ph 4	N.14
Calderwood Gas Extension	N.15
Cloverleaf Gas Extension	N.16
Lower 3rd/W Sandy Bayou Gas	N.17
Wells Boulevard Gas Rep	N.18
Zone 15 Gas Replacement	N.19
Alexandria West Side Gas Feed	N.20
 <u>O. WASTEWATER</u>	
Source of Funding	O.2
Sewer Line Rehab & Replacement	O.4
Collection/Treatment Painting	O.5
Atwood Station Odor Control	O.6
Lift Station Upgrades	O.7
Port Force Main Additions	O.8
Lift Station Stand by Power	O.9
Demolish Atwood Lift Station	O.10
Samtown Lift Station & Force Main	O.11
Wastewater Main Rep - Legacy System	O.12
Vehicle Storage Building	O.13
Windemere Lift Station Gravity Sewer	O.14
Engine Replacement-Jones St Lift Station	O.15
Martin Park Flood Control Stand By	O.16
Highway 28 W Sewer Improvements	O.17
Main Lift Stations Renovation	O.18
W Sandy Bayou Flood Control Stand By	O.19
Downtown Sewer Line Rehab	O.20
West Alexandria Treatment Plant	O.21

2017-2018/2021-2022 CAPITAL IMPROVEMENTS BUDGET

TABLE OF CONTENTS

	<u>PAGE</u>
<u>O. WASTEWATER CONTINUED</u>	
Perimeter Fence Treatment Plant	O.22
Treatment Plant Drainage	O.23
Calvert Street Lift Station	O.24
<u>P. OTHER</u>	
Source of Funding	P.2
Telephone Network Upgrade	P.4
GIS System/GPS Equipment	P.5
City Hall Datacenter Battery Backup	P.6
Council Chambers Broadcast Upgrade	P.7
Utility Services Annex	P.8
<u>Q. MUNICIPAL TRANSIT</u>	
Source of Funding	Q.2
Surveillance Equipment	Q.4
ADA Vans	Q.5
Replace Support Vehicles	Q.6
Misc Shop Equipment	Q.7
Buses	Q.8
Copier	Q.9
<u>R. FIVE YEAR PLAN</u>	



April 30, 2017

Honorable Mayor and
Members of the Alexandria City Council

I am pleased to present the City of Alexandria's Annual Capital Budget and Five Year Plan for the fiscal years 2017/2018 through 2021/2022. Each capital project includes source(s) of funding; prior, current and future expenditures; and scheduling and expenditure breakdowns. The plan, as presented, balances each year's estimated revenue sources with a current or future project's estimated funding requirements.

The City's Home Rule Charter requires the Mayor to submit to the Alexandria City Council a Capital Improvements Program covering a minimum of 5 years. The plan is required to be submitted at the same time as the annual operating budget for the upcoming fiscal year. An appropriation approved by the Council continues in force until the purpose for which it was created is fulfilled or abandoned. The Charter states that any appropriation shall be deemed abandoned if 3 years pass without any disbursement from or encumbrance of the appropriation.

A Five Year Capital Improvements Program requires long term planning. It also requires a constant monitoring of current trends in order to make necessary adjustments to current and future projects proposed in the plan. Technological changes, community needs and priorities along with changes in revenue sources are often the reason for adjustments or reassessments of the plan. The Administration and the City Council have been diligent in establishing priorities that will meet the changing needs of the City. This budget document has been designed and prepared to aid in the planning process, to provide the citizens with a better understanding of the scope and need for various projects, and to provide direction for the City of Alexandria.

Jacques M. Roy
Mayor



David Crutchfield
Director of Finance
Post Office Box 71
Alexandria, LA 71309-0071
Tel (318) 449-5027 · Fax (318) 449-5231
email: david.crutchfield@cityofalex.com

General Capital Projects

The following is a breakdown of the General Capital Projects by Category:

Category	No. of Projects	Total
Public Enterprise	13	2,227,574
Drainage	4	1,349,382
Streets	9	3,485,000
Police	1	30,000
Fire	1	695,000
Parks/Recreation	2	650,000
Zoological Parks	4	850,000
CDBG	0	-0-
Total	<u>34</u>	<u>9,286,956</u>

The General Capital Projects are funded by Sales Tax Revenues, Sales Tax Revenue Bond proceeds, Property Tax Revenues, Community Development Block Grant Funds, State and Federal Funds and Other Revenues. A five year 11.25 millage property tax dedicated to specific street and drainage projects has been approved by the voters in 1988, , 1998, and 2003. This property tax renewed in 2008 for ten years. One-half of the 1976 City Sales and Use Tax is dedicated to payment of principal and interest on the sales tax bonds and capital improvements.

Projects involving economic development, construction of new facilities, renovation of existing public facilities and feasibility or master plan studies are budgeted under the Public Enterprise category. The City currently has budgeted 25 projects in this category. The 2017/2018 Budget will create 2 new projects and adjust funding for 14 others.

The Street, Drainage, and Sidewalk Repair Project received substantial funding for 2017/2018, and will make improvements throughout the City. Work also continues on the Hudson Road Bridge Replacement, Masonic Corridor Phase 2, North 16th Street Bridge Replacement, and the Tiger Building Replacement at the Zoo.

The Ditch Closure Project involves the replacement of open ditches with below grade drainage pipe, giving a safer and more attractive border to the street while increasing the drainage capacity to prevent flooding. Other major projects under construction include AUMP Third Street, adding attractive streetscapes to this busy corridor, along with the Waterproofing and Roofing of the Riverfront Center. Fire Station Relocation continues in which the City will relocate 2 of its 6 fire stations to more strategic locations, while remodeling 2 of the remaining stations.

The Reserve for Relocation Project, operates as "holding" account for the other projects. Expenditures from these accounts require Council action. The Reserve for Relocation Projects is used to "hold" Utility Funds transferred to the General Capital Projects fund for use with street or drainage projects. The reconstruction of streets or drainage systems often requires the movement or relocation of utility systems. A minimum appropriation of \$100,000 per year is typically made

by the Utility Funds to the General Capital Projects Fund.

Budget Amendments will be used to transfer the Utility Fund into special account numbers within a related project. If Utility Funds remain in a completed project, these funds are transferred back to the Reserve for Relocation Projects "holding" account.

Enterprise Capital Projects

The following is a breakdown of the Enterprise Capital Projects by Category:

Category	No. of Projects	Total
Electric	11	4,340,000
Water	5	2,625,000
Gas	2	600,000
Wastewater	3	945,000
Other	2	275,000
Municipal Transit	<u>1</u>	<u>1,000,000</u>
Total	<u>24</u>	<u>\$9,785,000</u>

The Enterprise Capital Projects are funded by revenues generated by the City's Utilities System, Utility Revenue Bonds, revolving loans from the State Department of Health and Hospitals, and matching FTA grants.

At present, the City is engaging consultants to assess the needs of its Utilities System infrastructure. This will assure the ability of the 4 components; electricity, gas, water and wastewater, to provide reliable service to the customer at the existing level of service as well as provide for any anticipated growth in all areas. This assessment will materially impact future capital budgets in the Enterprise Capital Projects. To this end, the City has begun replacing electrical transmission transformers at the Willow Glen and Twin Bridges Substations, the Painting and Repair of the Rosalino Water Tank, and the replacement of aging Water and Wastewater mains.

Sincerely,



David Crutchfield, CPA
 Director of Finance
 City of Alexandria

**City of Alexandria
Five Year Capital Improvement Program
Glossary of Terms**

Revenue Terms:

Community Development Block Grant (CDBG) - Revenue received from the Community Development Block Grant source via the City's Community Development department.

Federal Grants - Revenue received from the U.S. Government, or as a Federal pass-through grant from the State of Louisiana.

Property Taxes - Revenue from the 11.25 millage 1993 Streets and Drainage Tax.

Sales Tax (STX) - Revenue from the City's Capital Outlay Fund supported by the 1/2 cent sales tax.

Sales Tax Bonds (STXB) - Revenue from sales tax bonds.

Special Assessments (ASMT) - Revenue received from the legal process of assessing benefitted property owners or physical improvements such as sewer lines or street improvements such as sewer lines or street improvements.

State Grants - Funds received from the State of Louisiana, excluding pass-through grants.

Utility Revenue Bonds (RB) - Revenue from the sale of Utility Bonds.

Expenditure Terms:

Construction - Contracted cost associated with the actual implementation or construction of an improvement. This should include material costs associated with projects utilizing city crews for implementation.

Demolition Cost - Contract cost associated with demolition or site preparation.

Engineering/Architectural Design - Any cost related to the design phase of the project either by the city or private firm.

Inspection Fees - Costs of providing for project inspection usually performed by the design engineer.

Land Acquisition - Any cost associated with the acquisition of property to implement the project. It includes, but is not limited to, condemnations, right-of-ways, legal costs, etc.

Landscaping - Costs associated with miscellaneous grading and landscaping activities incidental to the construction activity. Landscaping for parks should be shown in the construction classification.

Major Equipment - Costs associated with movable or immovable equipment, generally costing over \$5,000 and having a useful life of five years.

**City of Alexandria
Five Year Capital Improvement Program
Glossary of Terms**

continued

Miscellaneous Definitions:

Activity - A service performed by a department or division.

Appropriations - Authorization granted by the City Council to make expenditures for a given period and the proposed means of financing them.

Assessments - An amount levied on personal property on a cost sharing basis for improvements made by the city for the benefit of a small group of property owners (e.g. Special Assessments for the reconstruction of a sewer line in a lightly populated area).

Budget Carryover - The total of the current budget, April 30, minus prior year(s) expenditures.

Capital Budget - The City's five year financial plan that contains both the estimated revenues to be received and the proposed Capital expenditures to be incurred to achieve a stated objective.

Department - A section of a Division.

Division - A functional unit of the City containing one or more departments or activities.

Fund - A fiscal and accounting entity with a self-balancing set of accounts recording cash and other financial resources, together with all related liabilities and residual equities or balances, and changes therein, which are segregated for the purpose of carrying on specific activities or attaining certain objectives in accordance with special regulations, restrictions, or limitations.

Fund Balance - Resources remaining from prior years which are available to be budgeted in the current year.

Fund Source - The source of Revenue used to pay for a particular project.

Ordinance - A formal legislative enactment by the governing body of a municipality.

Project - A large or major undertaking designed to achieve an objective.

Project Category - The functional improvement category under which a project is assigned, (e.g., Public Enterprise, Economic Development, Streets, etc.).

Urban Systems - Federal funded street projects that match local funds for the reconstruction of major streets.

A. BUDGET SUMMARIES

2017-2018
COMBINED CAPITAL PROJECTS
SOURCES OF FUNDING SUMMARY

DESCRIPTION	FISCAL YEAR					TOTAL FIVE YEAR
	17-18	18-19	19-20	20-21	21-22	
GENERAL CAPITAL PROJECTS						
REVENUES:						
Sales Taxes	4,508,000	4,565,325	4,548,725	4,531,225	4,527,075	22,680,350
Property Taxes	2,950,800	4,896,000	4,896,000	4,896,000	4,896,000	22,534,800
Investment Income	0	0	0	0	0	0
Transfer from Prior Projects	2,182,081	0	0	0	0	2,182,081
Interfund Tfr - Utility Fund	100,000	100,000	100,000	100,000	100,000	500,000
Intergovernmental	0	0	0	0	0	0
Private Contributions	0	0	0	0	0	0
Other	0	0	0	0	0	0
Fund Balance	400,000	442,925	(3,441,750)	(3,248,025)	2,678,200	(3,168,650)
TOTAL AVAILABLE FUNDS	10,140,881	10,004,250	6,102,975	6,279,200	12,201,275	44,728,581
EXPENDITURES:						
Transfers-General Fund	411,000	411,000	411,000	411,000	411,000	2,055,000
Transfers-Utilities Capital Projects	0	0	0	0	0	0
General Capital Projects	9,286,956	13,035,000	8,940,000	3,190,000	8,425,000	42,876,956
CDBG Capital Projects	0	0	0	0	0	0
TOTAL EXPENDITURES	9,697,956	13,446,000	9,351,000	3,601,000	8,836,000	44,931,956
BALANCE AVAILABLE FOR APP	442,925	(3,441,750)	(3,248,025)	2,678,200	3,365,275	(203,375)
ENTERPRISE CAPITAL PROJECTS						
REVENUES:						
Sales Taxes	150,000	11,000	159,000	44,500	187,500	552,000
Utility Fund	8,768,700	14,266,000	8,168,000	7,670,000	7,809,000	46,681,700
Transfer From Prior Projects	16,300	0	0	0	0	16,300
Investment Income	0	0	0	0	0	0
Intergovernmental	850,000	44,000	886,000	240,500	1,062,500	3,083,000
Transfer from Gen Capital Project	0	0	0	0	0	0
Other	0	0	0	0	0	0
Retained Earnings	0	0	0	0	0	0
TOTAL AVAILABLE FUNDS	9,785,000	14,321,000	9,213,000	7,955,000	9,059,000	50,333,000
EXPENDITURES:						
Utility Capital Projects	8,785,000	14,266,000	8,168,000	7,670,000	7,809,000	46,698,000
Municipal Transit Projects	1,000,000	55,000	1,045,000	285,000	1,250,000	3,635,000
TOTAL EXPENDITURES	9,785,000	14,321,000	9,213,000	7,955,000	9,059,000	50,333,000
BALANCE AVAILABLE FOR APP	0	0	0	0	0	0

CITY OF ALEXANDRIA

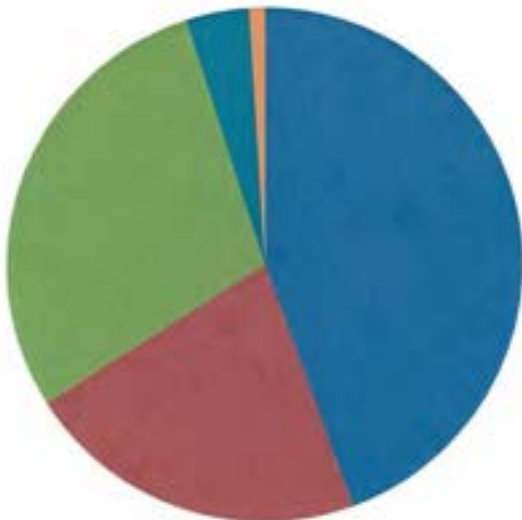
2017-2018
COMBINED CAPITAL PROJECTS
SOURCES OF FUNDING SUMMARY

PROJECT IDENTIFICATION	SALES TAXES	AD VAL TAX- 14	AD VAL TAX- 08	FEDERAL FUNDS	OTHER FUNDS	UTILITY FUND	OTHER	TOTALS
SUMMARY								
SOURCES OF FUNDING								
Current Year Transfers	7,280,000	409,000	4,487,000			8,768,700		20,944,700
(Less Debt Service)	(2,772,000)		(1,945,200)					(4,717,200)
Interest Income	0					0		0
Transfers From Prior Projects	1,349,594	237,000	595,487			16,300		2,198,381
Interfund Transfer Utility Fund						100,000		100,000
Interfund Transfer General Fund								0
Intergovernmental				850,000	0			850,000
Private Contributions								0
Debt Proceeds								0
Other							0	0
Fund Balance	0	400,000	0	0	0	0	0	400,000
TOTAL	5,857,594	1,046,000	3,137,287	850,000	0	8,885,000	0	19,775,881
EXPENDITURES								
Transfer to General Fund	411,000	0	0	0	0	0	0	411,000
General Capital Projects	5,217,574	850,000	3,119,382	0	0	100,000	0	9,286,956
CDBG	0	0	0	0	0	0	0	0
Enterprise CIP - Utility Fund	0	0	0	0	0	8,785,000	0	8,785,000
Enterprise CIP - Transit System	150,000	0	0	850,000	0	0	0	1,000,000
Enterprise CIP - Sanitation Fund	0	0	0	0	0	0	0	0
TOTAL	5,778,574	850,000	3,119,382	850,000	0	8,885,000	0	19,482,956
UNAPPRPTD BALANCE	79,020	196,000	17,905	0	0	0	0	292,925

B. GENERAL CAPITAL PROJECTS

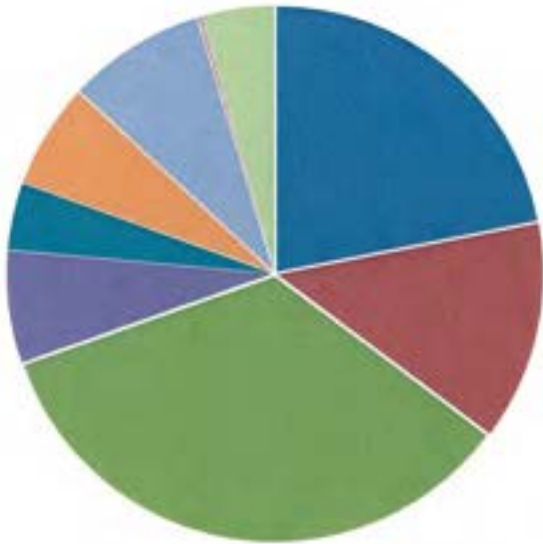
**GENERAL CAPITAL PROJECTS
REVENUES & EXPENDITURES
FISCAL YEAR 2017-2018**

Revenues



- Sales Tax
- Property Tax
- Intergovernmental
- Closed Projects
- Fund Balance
- Interfund Transfer

Expenditures



- Public Enterprise
- Streets
- Fire
- Drainage
- Transfer Out
- Parks
- Zoo
- Police
- Unappropriated

2017-2018
COMBINED GENERAL CAPITAL PROJECTS
SOURCES OF FUNDING SUMMARY

PROJECT IDENTIFICATION	SALES TAXES	AD VAL TAX- 14	AD VAL TAX- 08	FEDERAL FUNDS	OTHER FUNDS	UTILITY FUND	OTHER	TOTALS
SUMMARY								
SOURCES OF FUNDING								
Current Year Transfers	7,280,000	409,000	4,487,000					12,176,000
(Less Debt Service)	(2,772,000)		(1,945,200)					(4,717,200)
Interest Income	0		0					0
Transfers From Prior Projects	1,349,594	237,000	595,487					2,182,081
Interfund Transfer Utility Fund	0					100,000		100,000
Interfund Transfer General Fund	0					0		0
Intergovernmental				0				0
Private Contributions-								0
Debt Proceeds								0
Other			0				0	0
Fund Balance	0	400,000	0	0	0	0	0	400,000
TOTAL	5,857,594	1,046,000	3,137,287	0	0	100,000	0	10,140,881
EXPENDITURES								
Transfer to General Fund	411,000	0	0	0	0	0	0	411,000
General Capital Projects	5,217,574	850,000	3,119,382	0	0	100,000	0	9,286,956
CDBG	0	0	0	0	0	0	0	0
TOTAL	5,628,574	850,000	3,119,382	0	0	100,000	0	9,697,956
UNAPPRPTD BALANCE	229,020	196,000	17,905	0	0	0	0	442,925

C. PUBLIC ENTERPRISE

2017-2018/2021-2022 CAPITAL IMPROVEMENTS BUDGET

TABLE OF CONTENTS

PUBLIC ENTERPRISE

		PAGE
059401	Reserve for Relocation Projects	4
050301	City Hall Renovation	5
860301	Info Technology Upgrades	6
050710	AUMP Lower Third	7
050801	Building Improvements	8
050802	Roof Replacement	9
051103	Red River Imp Venture	10
051104	Port of Alexandria Rail Spur Imp	11
051201	Port of Alex/Ruston Foundry	12
051302	Riverfront Center Improvements	13
051401	Energy Renovations	14
051403	Cenia Community College	15
051501	Code Enforcement Canopy	16
051502	Riverfront Improvements	17
051503	Two Way Communications Upgrade	18
051601	Convention Hall Improvements	19
051602	Boiler Replacement City Hall	20
051603	Business Incubator Chiller Repl	21
051604	Amphitheatre Improvements	22
051701	City Hall Waterproofing	23
051702	Security Improvements	24
051703	Naval Reserve Building Demolition	25
051704	Public Safety Datacenter Renovation	26
051801	Riverfront Center Waterproofing	27
051802	Riverfront Center Roof Replacement	28

2017-2018

**COMBINED CAPITAL PROJECTS
SOURCES OF FUNDING SUMMARY**

PUBLIC ENTERPRISE

PROJECT IDENTIFICATION	SALES TAXES	AD VAL TAX- 14	AD VAL TAX- 08	FEDERAL FUNDS	OTHER FUNDS	UTILITY FUND	OTHER	TOTALS
Reserve for Relocation Proj						100,000		100,000
City Hall Renovation	400,000							400,000
Building Improvements	150,000							150,000
Roof Replacement	150,000							150,000
Red River Imp Venture	(400,000)							(400,000)
Energy Renovations	106,000							106,000
Riverfront Improvements	(161,694)							(161,694)
Two Way Communications Upgrade	350,000							350,000
Convention Hall Improvements	30,000							30,000
Boiler Replacement City Hall	21,974							21,974
Business Incubator Chiller Repl	35,000							35,000
City Hall Waterproofing	(600,000)							(600,000)
Security Improvements	40,000							40,000
Naval Reserve Building Demolition	39,000							39,000
Riverfront Center Waterproofing	555,600							555,600
Riverfront Center Roof Replacement	250,000							250,000
Total Public Enterprise	965,000	0	0	0	0	100,000	0	1,065,800

CITY OF ALEXANDRIA

2017-2018
GENERAL CAPITAL PROJECTS
FIVE YEAR CAPITAL PLAN

PUBLIC ENTERPRISE

PROJ #	PROJECT IDENTIFICATION	BUDGET C/O	FISCAL YEAR					TOTAL 5 YEAR	BEYOND 2022	TOTAL COST
			17-18	18-19	19-20	20-21	21-22			
099401	Reserve for Relocation Projects	400,000	100,000	100,000	100,000	100,000	100,000	500,000		900,000
050301	City Hall Renovation	0	400,000	7,700,000	4,000,000			12,100,000		12,100,000
860301	Info Technology Upgrades	55,708						0		0
050710	ALMP Lower Third	2,199,552						0		2,199,552
050801	Building Improvements	323,190	150,000	150,000	150,000	150,000	150,000	750,000		1,073,190
050602	Roof Replacement	669,980	150,000	150,000	150,000	150,000	150,000	750,000		1,419,980
051103	Red River Imp Venture	3,642,836	(400,000)					(400,000)		3,242,836
051104	Port of Alexandria Rail Spur Imp	57,224						0		57,224
051201	Port of Alex/Ruston Foundry	47,298						0		47,298
051302	Riverfront Center Improvements	433,726						0		433,726
051401	Energy Renovations	309,861	106,000					106,000		415,861
051403	Genia Community College	140,176						0		140,176
051501	Code Enforcement Canopy	10,431						0		10,431
051502	Riverfront Improvements	881,301	(161,694)					(161,694)		0
051503	Two Way Communications Upgrade	51,816	350,000					350,000		401,816
051601	Convention Hall Improvements	160,420	35,000					35,000		195,420
051602	Boiler Replacement City Hall	135,639	21,974					21,974		157,613
051603	Business Incubator Chiller Repl	164,736	35,000					35,000		199,736
051604	Amphitheatre Improvements	756,753						0		756,753
051701	City Hall Waterproofing	600,000	(600,000)					(600,000)		0
051702	Security Improvements	33,614	40,000	30,000				70,000		103,614
051703	Naval Reserve Building Demolition	50,163	39,000					39,000		89,163
051704	Public Safety Datacenter Renovation	250,000						0		250,000
051801	Riverfront Center Waterproofing	0	555,600					555,600		555,600
051802	Riverfront Center Roof Replacement	0	250,000					250,000		250,000
Total Public Enterprise		11,375,024	1,065,880	8,130,000	4,400,000	400,000	400,000	14,395,880	0	24,994,980

* Project Number to be Assigned

⊖ New or Revised Projects

⊖ Projects to be closed

SHEET A 2017-2018/2021-2022 CAPITAL IMPROVEMENTS PROGRAM

PROJECT TITLE: Reserve for Relocation Projects	PROJECT CATEGORY: Public Enterprise
PROJECT NUMBER: 059401	COUNCIL DISTRICT # N/A
DIVISION: Public Works	DEPARTMENT: Engineering

PROJECT BUDGET

REVENUE BREAKDOWN

REVENUE SOURCES					UTILITY FUND	TOTAL
PRIOR BDGTS					2,139,964	2,139,964
PRIOR EXP					1,739,964	1,739,964
BUDGET C/O		0	0	0	400,000	400,000
2017-2018					100,000	100,000
2018-2019					100,000	100,000
2019-2020					100,000	100,000
2020-2021					100,000	100,000
2021-2022					100,000	100,000
BEYOND 2022						0
TOTAL COST	0	0	0	0	2,639,964	2,639,964

EXPENDITURE BREAKDOWN

EXPENDITURE BREAKDOWN	ENGINEERING	TESTING	LAND ACQUISITION	CONSTRUCTION	OTHER	TOTAL
PRIOR BDGTS				2,139,964		2,139,964
2017-2018				100,000		100,000
2018-2019				100,000		100,000
2019-2020				100,000		100,000
2020-2021				100,000		100,000
2021-2022				100,000		100,000
BEYOND 2022						0
TOTAL COST	0	0	0	2,639,964	0	2,639,964

PROJECT SPECIFICATIONS

PROJECT DESCRIPTION:

This project is being created in order to facilitate the coordination of appropriations necessary for the relocation of Utilities due to Street and Drainage projects. The Utility Fund will allocate funds to be used for utility relocations associated with Street and Drainage Projects proposed in the 1988 and 1993 Property Taxes. An amendment will be required to transfer the appropriation to the appropriate project.

PROJECT JUSTIFICATION:

The establishment of this flow through project allows for better coordination between the Utility Fund and the General Fund on projects associated with the Property Tax projects.

PROJECT PRIORITY:

A

START DATE: May, 1993

EST TIME TO COMPLETE:

N/A

OPERATING BUDGET EFFECT:

 NONE

 N/A

 SEE DETAIL

SHEET A 2017-2018/2021-2022 CAPITAL IMPROVEMENTS PROGRAM

PROJECT TITLE: City Hall Renovation	PROJECT CATEGORY: Public Enterprise
PROJECT NUMBER: 050301	COUNCIL DISTRICT # N/A
DIVISION: Public Works	DEPARTMENT: Central Facility

PROJECT BUDGET

REVENUE BREAKDOWN

REVENUE SOURCES					SALES TAX	TOTAL
PRIOR BDGTS					67,705	67,705
PRIOR EXP					67,705	67,705
BUDGET C/O		0	0	0	0	0
2017-2018					400,000	400,000
2018-2019					7,700,000	7,700,000
2019-2020					4,000,000	4,000,000
2020-2021						0
2021-2022						0
BEYOND 2022						0
TOTAL COST		0	0	0	12,167,705	12,167,705

EXPENDITURE BREAKDOWN

EXPENDITURE BREAKDOWN	ENGINEERING	TESTING	LAND ACQUISITION	CONSTRUCTION	OTHER	TOTAL
PRIOR BDGTS	38,290			27,250	2,165	67,705
2017-2018	400,000					400,000
2018-2019				7,700,000		7,700,000
2019-2020				4,000,000		4,000,000
2020-2021						0
2021-2022						0
BEYOND 2022						0
TOTAL COST	438,290	0	0	11,727,250	2,165	12,167,705

PROJECT SPECIFICATIONS

PROJECT DESCRIPTION:

Tear out and remodel entire building. Interior renovations would include modernization of HVAC, electrical and plumbing infrastructure, and restructuring interior spaces and finishes. The exterior would include new surface, windows, and roofing. Space needs would be evaluated to assure maximum space utilization.

PROJECT JUSTIFICATION:

City Hall was built in 1962. The structure is very sound, due to concrete floors and columns. The exterior envelope has numerous leaks. The vertical window shading is difficult to waterproof. The building's mechanical, electrical, and plumbing systems have exceeded their useful lives and are in need of replacement. This renovation will render the building virtually new and capable of addressing the current and future uses required of it.

PROJECT PRIORITY:

START DATE: 2019 **EST TIME TO COMPLETE:** 2 Years

OPERATING BUDGET EFFECT:

NONE
 N/A
 SEE DETAIL

SHEET A 2017-2018/2021-2022 CAPITAL IMPROVEMENTS PROGRAM

PROJECT TITLE: Information Technology Upgrades	PROJECT CATEGORY: Other
PROJECT NUMBER: 860301	COUNCIL DISTRICT # N/A
DIVISION: Finance	DEPARTMENT: Various

PROJECT BUDGET

REVENUE BREAKDOWN

REVENUE SOURCES					SALES TAX	TOTAL
PRIOR BDGTS					1,009,000	1,009,000
PRIOR EXP					953,292	953,292
BUDGET C/O					55,708	55,708
2017-2018						0
2018-2019						0
2019-2020						0
2020-2021						0
2021-2022						0
BEYOND 2022						0
TOTAL COST	0	0	0	0	1,009,000	1,009,000

EXPENDITURE BREAKDOWN

EXPENDITURE BREAKDOWN	ENGINEERING	TESTING	LAND ACQUISITION	CONSTRUCTION	OTHER	TOTAL
PRIOR BDGTS					1,009,000	1,009,000
2017-2018						0
2018-2019						0
2019-2020						0
2020-2021						0
2021-2022						0
BEYOND 2022						0
TOTAL COST	0	0	0	0	1,009,000	1,009,000

PROJECT SPECIFICATIONS

PROJECT DESCRIPTION:
Purchase of various upgrades of hardware and software to the existing system as needed.

PROJECT JUSTIFICATION:
The City's Information System is sophisticated. As such, continuous upgrades to the hardware and the software will be needed to maintain functionality.

PROJECT PRIORITY: A

START DATE: 2003 **EST TIME TO COMPLETE:** As Needed

OPERATING BUDGET EFFECT:

NONE
 N/A
 SEE DETAIL

SHEET A 2017-2018/2021-2022 CAPITAL IMPROVEMENTS PROGRAM

PROJECT TITLE: AUMP Lower Third Street	PROJECT CATEGORY: Public Enterprise
PROJECT NUMBER: 050710	COUNCIL DISTRICT # N/A
DIVISION: Public Works	DEPARTMENT: Building Services

PROJECT BUDGET

REVENUE BREAKDOWN

REVENUE SOURCES				FEDERAL FUNDS	SALES TAX	TOTAL
PRIOR BDGTS				2,280,002	1,625,000	3,905,002
PRIOR EXP				795,371	910,079	1,705,450
BUDGET C/O		0	0	1,484,631	714,921	2,199,552
2017-2018						0
2018-2019						0
2019-2020						0
2020-2021						0
2021-2022						0
BEYOND 2022						0
TOTAL COST	0	0	0	2,280,002	1,625,000	3,905,002

EXPENDITURE BREAKDOWN

EXPENDITURE BREAKDOWN	ENGINEERING	TESTING	LAND ACQUISITION	CONSTRUCTION	OTHER	TOTAL
PRIOR BDGTS	310,000	90,000	100,000	3,405,002		3,905,002
2017-2018						0
2018-2019						0
2019-2020						0
2020-2021						0
2021-2022						0
BEYOND 2022						0
TOTAL COST	310,000	90,000	100,000	3,405,002	0	3,905,002

PROJECT SPECIFICATIONS

PROJECT DESCRIPTION:
New lighting, sidewalks, asphalt street overlay, bus shelters, and landscaping on Third Street from the intersection with St. James Street to the intersection of Broadway Avenue.

PROJECT JUSTIFICATION:
As part of Alexandria Urban Master Plan, this will enhance the Lower Third area.

PROJECT PRIORITY: A

START DATE: 2015 **EST TIME TO COMPLETE:** 2 Years

OPERATING BUDGET EFFECT:
 NONE N/A SEE DETAIL

SHEET A 2017-2018/2021-2022 CAPITAL IMPROVEMENTS PROGRAM

PROJECT TITLE: Building Improvements	PROJECT CATEGORY: Public Enterprise
PROJECT NUMBER: 050801	COUNCIL DISTRICT # N/A
DIVISION: Public Works	DEPARTMENT: Building Services

PROJECT BUDGET

REVENUE BREAKDOWN

REVENUE SOURCES				SALES TAX BONDS 2008	SALES TAX	TOTAL
PRIOR BDGTS				420,939	1,967,244	2,388,183
PRIOR EXP				420,939	1,644,054	2,064,993
BUDGET C/O		0	0	0	323,190	323,190
2017-2018					150,000	150,000
2018-2019					150,000	150,000
2019-2020					150,000	150,000
2020-2021					150,000	150,000
2021-2022					150,000	150,000
BEYOND 2022						0
TOTAL COST	0	0	0	420,939	2,717,244	3,138,183

EXPENDITURE BREAKDOWN

EXPENDITURE BREAKDOWN	ENGINEERING	TESTING	LAND ACQUISITION	CONSTRUCTION	OTHER	TOTAL
PRIOR BDGTS	146,000			2,242,183		2,388,183
2017-2018				150,000		150,000
2018-2019				150,000		150,000
2019-2020				150,000		150,000
2020-2021				150,000		150,000
2021-2022				150,000		150,000
BEYOND 2022						0
TOTAL COST	146,000	0	0	2,992,183	0	3,138,183

PROJECT SPECIFICATIONS

PROJECT DESCRIPTION:
As our many structures are aging, this project provides for a planned approach to replacement and enhancements of city properties. By including many sub-projects in this single project, this allows for adjustments in priorities of work pending conditions "on the ground" in the current fiscal year. By planning ahead on funding, the Council can anticipate inevitable expenditures while allowing the Building Maintenance operation the flexibility to apply the funds at the most expedient place.

PROJECT JUSTIFICATION:
Investments in the mitigation of aging facilities delays large scale replacement and deterioration.

PROJECT PRIORITY: A

START DATE: 2007 **EST TIME TO COMPLETE:** Ongoing

OPERATING BUDGET EFFECT:
 NONE N/A SEE DETAIL

SHEET A 2017-2018/2021-2022 CAPITAL IMPROVEMENTS PROGRAM

PROJECT TITLE: Roof Replacement	PROJECT CATEGORY: Public Enterprise
PROJECT NUMBER: 050802	COUNCIL DISTRICT # N/A
DIVISION: Public Works	DEPARTMENT: Building Services

PROJECT BUDGET

REVENUE BREAKDOWN

REVENUE SOURCES					SALES TAX	TOTAL
PRIOR BDGTS					2,865,700	2,865,700
PRIOR EXP					2,195,720	2,195,720
BUDGET C/O		0	0	0	669,980	669,980
2017-2018					150,000	150,000
2018-2019					150,000	150,000
2019-2020					150,000	150,000
2020-2021					150,000	150,000
2021-2022					150,000	150,000
BEYOND 2022						0
TOTAL COST	0	0	0	0	3,615,700	3,615,700

EXPENDITURE BREAKDOWN

EXPENDITURE BREAKDOWN	ENGINEERING	TESTING	LAND ACQUISITION	CONSTRUCTION	OTHER	TOTAL
PRIOR BDGTS	105,200			2,760,500		2,865,700
2017-2018				150,000		150,000
2018-2019				150,000		150,000
2019-2020				150,000		150,000
2020-2021				150,000		150,000
2021-2022				150,000		150,000
BEYOND 2022						0
TOTAL COST	105,200	0	0	3,510,500	0	3,615,700

PROJECT SPECIFICATIONS

PROJECT DESCRIPTION:

Replace roofs on different buildings as needed.

PROJECT JUSTIFICATION:

As roofs age they begin to leak. Failure can be predicted through core sampling and analysis. This project will provide funding for the testing and the replacement if indicated.

PROJECT PRIORITY:

START DATE: 2007 **EST TIME TO COMPLETE:** A Ongoing

OPERATING BUDGET EFFECT:

NONE N/A SEE DETAIL

SHEET A 2017-2018/2021-2022 CAPITAL IMPROVEMENTS PROGRAM

PROJECT TITLE: Red River Improv Venture & Essential Rec	PROJECT CATEGORY: Public Enterprise
PROJECT NUMBER: 051103	COUNCIL DISTRICT # N/A
DIVISION: Public Works	DEPARTMENT: Recreation

PROJECT BUDGET

REVENUE BREAKDOWN

REVENUE SOURCES	OTHER	SALES TAX	SALES TAX BONDS 2008	AD VALOREM TAX 2008	TOTAL	
PRIOR BDGTS	2,100,000	500,000	49,485	1,068,962	3,718,447	
PRIOR EXP		25,686	49,485	440	75,611	
BUDGET C/O	2,100,000	474,314	0	1,068,522	3,642,836	
2017-2018		(400,000)			(400,000)	
2018-2019					0	
2019-2020					0	
2020-2021					0	
2021-2022					0	
BEYOND 2022					0	
TOTAL COST	0	2,100,000	100,000	49,485	1,068,962	3,318,447

EXPENDITURE BREAKDOWN

EXPENDITURE BREAKDOWN	ENGINEERING	TESTING	LAND ACQUISITION	CONSTRUCTION	OTHER	TOTAL
PRIOR BDGTS			3,100,000		618,447	3,718,447
2017-2018			(400,000)			(400,000)
2018-2019						0
2019-2020						0
2020-2021						0
2021-2022						0
BEYOND 2022						0
TOTAL COST	0	0	2,700,000	0	618,447	3,318,447

PROJECT SPECIFICATIONS

PROJECT DESCRIPTION:			
PROJECT JUSTIFICATION:			
PROJECT PRIORITY: START DATE: N/A OPERATING BUDGET EFFECT:	B EST TIME TO COMPLETE: N/A X NONE	N/A SEE DETAIL	

SHEET A 2017-2018/2021-2022 CAPITAL IMPROVEMENTS PROGRAM

PROJECT TITLE: Port of Alexandria Rail Spur Improvements	PROJECT CATEGORY: Public Enterprise
PROJECT NUMBER: 051104	COUNCIL DISTRICT # N/A
DIVISION: Planning	DEPARTMENT: Engineering

PROJECT BUDGET

REVENUE BREAKDOWN

REVENUE SOURCES				FEDERAL	SALES TAX	TOTAL
PRIOR BDGTS				487,000	164,025	651,025
PRIOR EXP				487,000	106,801	593,801
BUDGET C/O		0	0	0	57,224	57,224
2017-2018						0
2018-2019						0
2019-2020						0
2020-2021						0
2021-2022						0
BEYOND 2022						0
TOTAL COST	0	0	0	487,000	164,025	651,025

EXPENDITURE BREAKDOWN

EXPENDITURE BREAKDOWN	ENGINEERING	TESTING	LAND ACQUISITION	CONSTRUCTION	OTHER	TOTAL
PRIOR BDGTS				651,025		651,025
2017-2018						0
2018-2019						0
2019-2020						0
2020-2021						0
2021-2022						0
BEYOND 2022						0
TOTAL COST	0	0	0	651,025	0	651,025

PROJECT SPECIFICATIONS

PROJECT DESCRIPTION:
Renovation of the existing Union Pacific Railroad spur adjacent to the Alexandria City Compound and the Port of Alexandria. This spur services the Port of Alexandria and is approximately 6,700 feet in length.

PROJECT JUSTIFICATION:
Existing spur was constructed in the mid 1980's and is in need of rehabilitation.

PROJECT PRIORITY: B

START DATE: N/A **EST TIME TO COMPLETE:** N/A

OPERATING BUDGET EFFECT:
 NONE N/A SEE DETAIL

SHEET A 2017-2018/2021-2022 CAPITAL IMPROVEMENTS PROGRAM

PROJECT TITLE: Port of Alexandria / Ruston Foundry	PROJECT CATEGORY: Public Enterprise
PROJECT NUMBER: 051201	COUNCIL DISTRICT # N/A
DIVISION: Planning	DEPARTMENT: Engineering

PROJECT BUDGET

REVENUE BREAKDOWN

REVENUE SOURCES					SALES TAX	TOTAL
PRIOR BDGTS					47,298	47,298
PRIOR EXP						0
BUDGET C/O		0	0		47,298	47,298
2017-2018						0
2018-2019						0
2019-2020						0
2020-2021						0
2021-2022						0
BEYOND 2022						0
TOTAL COST	0	0	0		47,298	47,298

EXPENDITURE BREAKDOWN

EXPENDITURE BREAKDOWN	ENGINEERING	TESTING	LAND ACQUISITION	CONSTRUCTION	OTHER	TOTAL
PRIOR BDGTS					47,298	47,298
2017-2018						0
2018-2019						0
2019-2020						0
2020-2021						0
2021-2022						0
BEYOND 2022						0
TOTAL COST	0	0	0	0	47,298	47,298

PROJECT SPECIFICATIONS

PROJECT DESCRIPTION:
Revitalization of the now unused site of the Ruston Foundry.

PROJECT JUSTIFICATION:
This site was classed a Superfund Site by the EPA. Site has been remediated. Plans to reuse the site are forthcoming.

PROJECT PRIORITY: B

START DATE: N/A **EST TIME TO COMPLETE:** N/A

OPERATING BUDGET EFFECT:
 NONE N/A SEE DETAIL

SHEET A 2017-2018/2021-2022 CAPITAL IMPROVEMENTS PROGRAM

PROJECT TITLE: Energy Renovations	PROJECT CATEGORY: Public Enterprise
PROJECT NUMBER: 051401	COUNCIL DISTRICT # N/A
DIVISION: Public Works	DEPARTMENT: Building Services

PROJECT BUDGET

REVENUE BREAKDOWN

REVENUE SOURCES					SALES TAX	TOTAL
PRIOR BDGTS					425,000	425,000
PRIOR EXP					115,139	115,139
BUDGET C/O					309,861	309,861
2017-2018					106,000	106,000
2018-2019						0
2019-2020						0
2020-2021						0
2021-2022						0
BEYOND 2022						0
TOTAL COST					531,000	531,000

EXPENDITURE BREAKDOWN

EXPENDITURE BREAKDOWN	ENGINEERING	TESTING	LAND ACQUISITION	CONSTRUCTION	OTHER	TOTAL
PRIOR BDGTS					425,000	425,000
2017-2018					106,000	106,000
2018-2019						0
2019-2020						0
2020-2021						0
2021-2022						0
BEYOND 2022						0
TOTAL COST					531,000	531,000

PROJECT SPECIFICATIONS

PROJECT DESCRIPTION:
 Various efforts toward conservation of energy at City facilities. Current projects include Trail light replacment, parking lot and exterior lighting, and Phase I Replacement of HVAC Controls at the Public Safety Complex.

PROJECT JUSTIFICATION:
 LED lights are rated at a 12 year cycle, with energy payback in 6 years. The HVAC control project at Public Safety will generate energy savings and better control of the systems.

PROJECT PRIORITY: B

START DATE: N/A **EST TIME TO COMPLETE:** N/A

OPERATING BUDGET EFFECT:
 NONE N/A SEE DETAIL

SHEET A 2017-2018/2021-2022 CAPITAL IMPROVEMENTS PROGRAM

PROJECT TITLE: Cenla Community College	PROJECT CATEGORY: Public Enterprise
PROJECT NUMBER: 051403	COUNCIL DISTRICT # N/A
DIVISION: Public Works	DEPARTMENT: Building Services

PROJECT BUDGET

REVENUE BREAKDOWN

REVENUE SOURCES	SALES TAX BONDS 2008	SALES TAX	TOTAL
PRIOR BDGTS	2,681,000	199,000	2,880,000
PRIOR EXP	2,681,000	58,824	2,739,824
BUDGET C/O	0	140,176	140,176
2017-2018			0
2018-2019			0
2019-2020			0
2020-2021			0
2021-2022			0
BEYOND 2022			0
TOTAL COST	2,681,000	199,000	2,880,000

EXPENDITURE BREAKDOWN

EXPENDITURE BREAKDOWN	ENGINEERING	TESTING	LAND ACQUISITION	CONSTRUCTION	OTHER	TOTAL
PRIOR BDGTS					2,880,000	2,880,000
2017-2018						0
2018-2019						0
2019-2020						0
2020-2021						0
2021-2022						0
BEYOND 2022						0
TOTAL COST					2,880,000	2,880,000

PROJECT SPECIFICATIONS

PROJECT DESCRIPTION:
The City responded to a request for proposals from the Louisiana Technical and Community College System which was searching for a location for a 2 year college in Central Louisiana. The City compiled graphics, research information, and other data in the response.

PROJECT JUSTIFICATION:
Locating the new college in Downtown Alexandria would greatly rejuvenate the area.

PROJECT PRIORITY: A

START DATE: 2018 **EST TIME TO COMPLETE:** 2 Years

OPERATING BUDGET EFFECT:
 NONE N/A SEE DETAIL

SHEET A 2017-2018/2021-2022 CAPITAL IMPROVEMENTS PROGRAM

PROJECT TITLE: Code Enforcement Canopy	PROJECT CATEGORY: Public Enterprise
PROJECT NUMBER: 051501	COUNCIL DISTRICT # N/A
DIVISION: Public Works	DEPARTMENT: Building Services

PROJECT BUDGET

REVENUE BREAKDOWN

REVENUE SOURCES					SALES TAX	TOTAL
PRIOR BDGTS					180,000	180,000
PRIOR EXP					169,569	169,569
BUDGET C/O					10,431	10,431
2017-2018						0
2018-2019						0
2019-2020						0
2020-2021						0
2021-2022						0
BEYOND 2022						0
TOTAL COST					180,000	180,000

EXPENDITURE BREAKDOWN

EXPENDITURE BREAKDOWN	ENGINEERING	TESTING	LAND ACQUISITION	CONSTRUCTION	OTHER	TOTAL
PRIOR BDGTS					180,000	180,000
2017-2018						0
2018-2019						0
2019-2020						0
2020-2021						0
2021-2022						0
BEYOND 2022						0
TOTAL COST					180,000	180,000

PROJECT SPECIFICATIONS

PROJECT DESCRIPTION:
Placing approximately 2,300 square feet of space under canopy.

PROJECT JUSTIFICATION:
This will place Code Enforcement's equipment under covered storage keeping out of the weather and increasing it's useful life.

PROJECT PRIORITY: B

START DATE: 2016 **EST TIME TO COMPLETE:** 6 months

OPERATING BUDGET EFFECT:
 NONE N/A SEE DETAIL

SHEET A 2017-2018/2021-2022 CAPITAL IMPROVEMENTS PROGRAM

PROJECT TITLE: Riverfront Improvements	PROJECT CATEGORY: Public Enterprise
PROJECT NUMBER: 051502	COUNCIL DISTRICT # N/A
DIVISION: Public Works	DEPARTMENT: Building Services

PROJECT BUDGET

REVENUE BREAKDOWN

REVENUE SOURCES	AD VALOREM TAX 2008	SALES TAX BONDS 2008	SALES TAX	TOTAL
PRIOR BDGTS	487,000	36,248	862,752	1,386,000
PRIOR EXP	75,105	36,248	392,746	504,099
BUDGET C/O	411,895	0	470,006	881,901
2017-2018			(161,694)	(161,694)
2018-2019				0
2019-2020				0
2020-2021				0
2021-2022				0
BEYOND 2022				0
TOTAL COST	487,000	36,248	701,058	1,224,306

EXPENDITURE BREAKDOWN

EXPENDITURE BREAKDOWN	ENGINEERING	TESTING	LAND ACQUISITION	CONSTRUCTION	OTHER	TOTAL
PRIOR BDGTS					1,386,000	1,386,000
2017-2018					(161,694)	(161,694)
2018-2019						0
2019-2020						0
2020-2021						0
2021-2022						0
BEYOND 2022						0
TOTAL COST					1,224,306	1,224,306

PROJECT SPECIFICATIONS

PROJECT DESCRIPTION:
 Various projects including HVAC renovations, Clear Story Window rework to mitigate leaks, service aprons, plaza exit ramp, technology upgrades, and addition of an elevator in Area J.

PROJECT JUSTIFICATION:
 Improvements are needed to keep the Riverfront Center functioning as a modern meeting center.

PROJECT PRIORITY: B

START DATE: 2016 **EST TIME TO COMPLETE:** 2 Years

OPERATING BUDGET EFFECT:
 NONE N/A SEE DETAIL

SHEET A 2017-2018/2021-2022 CAPITAL IMPROVEMENTS PROGRAM

PROJECT TITLE: Two Way Communications Upgrade	PROJECT CATEGORY: Public Enterprise
PROJECT NUMBER: 051503	COUNCIL DISTRICT # N/A
DIVISION: Public Works	DEPARTMENT: All

PROJECT BUDGET

REVENUE BREAKDOWN

REVENUE SOURCES	SALES TAX BONDS 2008	SALES TAX	TOTAL
PRIOR BDGTS	97,385	302,615	400,000
PRIOR EXP	97,385	250,799	348,184
BUDGET C/O	0	51,816	51,816
2017-2018		350,000	350,000
2018-2019			0
2019-2020			0
2020-2021			0
2021-2022			0
BEYOND 2022			0
TOTAL COST	97,385	652,615	750,000

EXPENDITURE BREAKDOWN

EXPENDITURE BREAKDOWN	ENGINEERING	TESTING	LAND ACQUISITION	CONSTRUCTION	OTHER	TOTAL
PRIOR BDGTS					400,000	400,000
2017-2018					350,000	350,000
2018-2019						0
2019-2020						0
2020-2021						0
2021-2022						0
BEYOND 2022						0
TOTAL COST					750,000	750,000

PROJECT SPECIFICATIONS

PROJECT DESCRIPTION:
Replace existing analog communications system with digital system.

PROJECT JUSTIFICATION:
Upgrade of the existing system required by Rapides Parish Communications District due to age.

PROJECT PRIORITY: B

START DATE: 2018 **EST TIME TO COMPLETE:** 1 Year

OPERATING BUDGET EFFECT:
 NONE N/A SEE DETAIL

SHEET A 2017-2018/2021-2022 CAPITAL IMPROVEMENTS PROGRAM

PROJECT TITLE: Convention Hall Improvements	PROJECT CATEGORY: Public Enterprise
PROJECT NUMBER: 051601	COUNCIL DISTRICT # N/A
DIVISION: Public Works	DEPARTMENT: All

PROJECT BUDGET

REVENUE BREAKDOWN

REVENUE SOURCES					SALES TAX	TOTAL
PRIOR BDGTS					173,000	173,000
PRIOR EXP					12,580	12,580
BUDGET C/O					160,420	160,420
2017-2018					30,000	30,000
2018-2019						0
2019-2020						0
2020-2021						0
2021-2022						0
BEYOND 2022						0
TOTAL COST					203,000	203,000

EXPENDITURE BREAKDOWN

EXPENDITURE BREAKDOWN	ENGINEERING	TESTING	LAND ACQUISITION	CONSTRUCTION	OTHER	TOTAL
PRIOR BDGTS					173,000	173,000
2017-2018					30,000	30,000
2018-2019						0
2019-2020						0
2020-2021						0
2021-2022						0
BEYOND 2022						0
TOTAL COST					203,000	203,000

PROJECT SPECIFICATIONS

PROJECT DESCRIPTION:

Technology upgrade and Kitchen Equipment replacement for Convention Hall.

PROJECT JUSTIFICATION:

Audio/Visual technology and kitchen equipment in Convention Hall are obsolete, with most of the kitchen equipment being placed in service in 1963 .

PROJECT PRIORITY:

START DATE: 2016 **EST TIME TO COMPLETE:** B 1 Year

OPERATING BUDGET EFFECT:

NONE
 N/A
 SEE DETAIL

SHEET A 2017-2018/2021-2022 CAPITAL IMPROVEMENTS PROGRAM

PROJECT TITLE: Boiler Replacement City Hall	PROJECT CATEGORY: Public Enterprise
PROJECT NUMBER: 051602	COUNCIL DISTRICT # N/A
DIVISION: Public Works	DEPARTMENT: All

PROJECT BUDGET

REVENUE BREAKDOWN

REVENUE SOURCES					SALES TAX	TOTAL
PRIOR BDGTS					150,000	150,000
PRIOR EXP					14,361	14,361
BUDGET C/O					135,639	135,639
2017-2018					21,974	21,974
2018-2019						0
2019-2020						0
2020-2021						0
2021-2022						0
BEYOND 2022						0
TOTAL COST					171,974	171,974

EXPENDITURE BREAKDOWN

EXPENDITURE BREAKDOWN	ENGINEERING	TESTING	LAND ACQUISITION	CONSTRUCTION	OTHER	TOTAL
PRIOR BDGTS					150,000	150,000
2017-2018					21,974	21,974
2018-2019						0
2019-2020						0
2020-2021						0
2021-2022						0
BEYOND 2022						0
TOTAL COST					171,974	171,974

PROJECT SPECIFICATIONS

PROJECT DESCRIPTION:
Replacement of City Hall Boiler.

PROJECT JUSTIFICATION:
Existing boiler has reached its useful life and frequently breaks down.

PROJECT PRIORITY: B

START DATE: 2018 **EST TIME TO COMPLETE:** 1 Year

OPERATING BUDGET EFFECT:
 NONE N/A SEE DETAIL

SHEET A 2017-2018/2021-2022 CAPITAL IMPROVEMENTS PROGRAM

PROJECT TITLE: Business Incubator Chiller Replacement	PROJECT CATEGORY: Public Enterprise
PROJECT NUMBER: 051603	COUNCIL DISTRICT # N/A
DIVISION: Public Works	DEPARTMENT: All

PROJECT BUDGET

REVENUE BREAKDOWN

REVENUE SOURCES					SALES TAX	TOTAL
PRIOR BDGTS					185,000	185,000
PRIOR EXP					20,264	20,264
BUDGET C/O					164,736	164,736
2017-2018					35,000	35,000
2018-2019						0
2019-2020						0
2020-2021						0
2021-2022						0
BEYOND 2022						0
TOTAL COST					220,000	220,000

EXPENDITURE BREAKDOWN

EXPENDITURE BREAKDOWN	ENGINEERING	TESTING	LAND ACQUISITION	CONSTRUCTION	OTHER	TOTAL
PRIOR BDGTS					185,000	185,000
2017-2018					35,000	35,000
2018-2019						0
2019-2020						0
2020-2021						0
2021-2022						0
BEYOND 2022						0
TOTAL COST					220,000	220,000

PROJECT SPECIFICATIONS

PROJECT DESCRIPTION:
Replace existing 150 Ton Chiller.

PROJECT JUSTIFICATION:
Existing chiller was destroyed by explosion caused by voltage surge or other unknown cause. It is 1 of 2 chillers in the building's system.

PROJECT PRIORITY: B

START DATE: 2018 **EST TIME TO COMPLETE:** 1 Year

OPERATING BUDGET EFFECT:
 NONE X N/A SEE DETAIL

SHEET A 2017-2018/2021-2022 CAPITAL IMPROVEMENTS PROGRAM

PROJECT TITLE: Amphitheatre Improvements	PROJECT CATEGORY: Public Enterprise
PROJECT NUMBER: 051604	COUNCIL DISTRICT # N/A
DIVISION: Public Works	DEPARTMENT: All

PROJECT BUDGET

REVENUE BREAKDOWN

REVENUE SOURCES					RED RIVER WATERWAY	TOTAL
PRIOR BDGTS					850,000	850,000
PRIOR EXP					93,247	93,247
BUDGET C/O					756,753	756,753
2017-2018						0
2018-2019						0
2019-2020						0
2020-2021						0
2021-2022						0
BEYOND 2022						0
TOTAL COST					850,000	850,000

EXPENDITURE BREAKDOWN

EXPENDITURE BREAKDOWN	ENGINEERING	TESTING	LAND ACQUISITION	CONSTRUCTION	OTHER	TOTAL
PRIOR BDGTS					850,000	850,000
2017-2018						0
2018-2019						0
2019-2020						0
2020-2021						0
2021-2022						0
BEYOND 2022						0
TOTAL COST					850,000	850,000

PROJECT SPECIFICATIONS

PROJECT DESCRIPTION:
New roof, painting, restrooms and green room.

PROJECT JUSTIFICATION:
Improvements will enhance use of the facility.

PROJECT PRIORITY: B

START DATE: 2018 **EST TIME TO COMPLETE:** 2 Years

OPERATING BUDGET EFFECT:
 NONE N/A SEE DETAIL

SHEET A 2017-2018/2021-2022 CAPITAL IMPROVEMENTS PROGRAM

PROJECT TITLE: City Hall Waterproofing	PROJECT CATEGORY: Public Enterprise
PROJECT NUMBER: 051701	COUNCIL DISTRICT # N/A
DIVISION: Public Works	DEPARTMENT: All

PROJECT BUDGET

REVENUE BREAKDOWN

REVENUE SOURCES					SALES TAX	TOTAL
PRIOR BDGTS					600,000	600,000
PRIOR EXP						0
BUDGET C/O					600,000	600,000
2017-2018					(600,000)	(600,000)
2018-2019						0
2019-2020						0
2020-2021						0
2021-2022						0
BEYOND 2022						0
TOTAL COST						0

EXPENDITURE BREAKDOWN

EXPENDITURE BREAKDOWN	ENGINEERING	TESTING	LAND ACQUISITION	CONSTRUCTION	OTHER	TOTAL
PRIOR BDGTS					600,000	600,000
2017-2018					(600,000)	(600,000)
2018-2019						0
2019-2020						0
2020-2021						0
2021-2022						0
BEYOND 2022						0
TOTAL COST					0	0

PROJECT SPECIFICATIONS

PROJECT DESCRIPTION:
Waterproofing, removal of the Brise soleil, and replacement of glazing. This will waterproof the building in the near term, until a long term plan for City Hall is implemented.

PROJECT JUSTIFICATION:
Mitigation of water intrusion is needed to ensure longer useful life for the building.

PROJECT PRIORITY: B

START DATE: N/A **EST TIME TO COMPLETE:** N/A

OPERATING BUDGET EFFECT:
 NONE N/A SEE DETAIL

SHEET A 2017-2018/2021-2022 CAPITAL IMPROVEMENTS PROGRAM

PROJECT TITLE: Security Improvements	PROJECT CATEGORY: Public Enterprise
PROJECT NUMBER: 051702	COUNCIL DISTRICT # N/A
DIVISION: Public Works	DEPARTMENT: All

PROJECT BUDGET

REVENUE BREAKDOWN

REVENUE SOURCES					SALES TAX	TOTAL
PRIOR BDGTS					50,000	50,000
PRIOR EXP					16,386	16,386
BUDGET C/O					33,614	33,614
2017-2018					40,000	40,000
2018-2019					30,000	30,000
2019-2020						0
2020-2021						0
2021-2022						0
BEYOND 2022						0
TOTAL COST					120,000	120,000

EXPENDITURE BREAKDOWN

EXPENDITURE BREAKDOWN	ENGINEERING	TESTING	LAND ACQUISITION	CONSTRUCTION	OTHER	TOTAL
PRIOR BDGTS					50,000	50,000
2017-2018					40,000	40,000
2018-2019					30,000	30,000
2019-2020						0
2020-2021						0
2021-2022						0
BEYOND 2022						0
TOTAL COST					120,000	120,000

PROJECT SPECIFICATIONS

PROJECT DESCRIPTION:
Centralization of security for City Facilities, including CCTB, Card Access and other measures.

PROJECT JUSTIFICATION:
The City needs to secure its equipment and employees to better serve its citizens.

PROJECT PRIORITY: B
START DATE: 2018 **EST TIME TO COMPLETE:** 6 months
OPERATING BUDGET EFFECT:
 NONE X N/A SEE DETAIL

SHEET A 2017-2018/2021-2022 CAPITAL IMPROVEMENTS PROGRAM

PROJECT TITLE: Naval Reserve Building Demolition	PROJECT CATEGORY: Public Enterprise
PROJECT NUMBER: 051703	COUNCIL DISTRICT # N/A
DIVISION: Public Works	DEPARTMENT: All

PROJECT BUDGET

REVENUE BREAKDOWN

REVENUE SOURCES					SALES TAX	TOTAL
PRIOR BDGTS					55,000	55,000
PRIOR EXP					4,837	4,837
BUDGET C/O					50,163	50,163
2017-2018					39,000	39,000
2018-2019						0
2019-2020						0
2020-2021						0
2021-2022						0
BEYOND 2022						0
TOTAL COST					94,000	94,000

EXPENDITURE BREAKDOWN

EXPENDITURE BREAKDOWN	ENGINEERING	TESTING	LAND ACQUISITION	CONSTRUCTION	OTHER	TOTAL
PRIOR BDGTS					55,000	55,000
2017-2018					39,000	39,000
2018-2019						0
2019-2020						0
2020-2021						0
2021-2022						0
BEYOND 2022						0
TOTAL COST					94,000	94,000

PROJECT SPECIFICATIONS

PROJECT DESCRIPTION:
Demolition of Naval Reserve Building on Casson Street, along with the abatement of asbestos prior to demolition.

PROJECT JUSTIFICATION:
Building is deteriorated and no longer in use.

PROJECT PRIORITY: B

START DATE: 2018 **EST TIME TO COMPLETE:** 6 months

OPERATING BUDGET EFFECT:
 NONE N/A SEE DETAIL

SHEET A 2017-2018/2021-2022 CAPITAL IMPROVEMENTS PROGRAM

PROJECT TITLE: Public Safety Datacenter Renovation	PROJECT CATEGORY: Public Enterprise
PROJECT NUMBER: 051704	COUNCIL DISTRICT # N/A
DIVISION: Public Works	DEPARTMENT: All

PROJECT BUDGET

REVENUE BREAKDOWN

REVENUE SOURCES					SALES TAX	TOTAL
PRIOR BDGTS					250,000	250,000
PRIOR EXP						0
BUDGET C/O					250,000	250,000
2017-2018						0
2018-2019						0
2019-2020						0
2020-2021						0
2021-2022						0
BEYOND 2022						0
TOTAL COST					250,000	250,000

EXPENDITURE BREAKDOWN

EXPENDITURE BREAKDOWN	ENGINEERING	TESTING	LAND ACQUISITION	CONSTRUCTION	OTHER	TOTAL
PRIOR BDGTS					250,000	250,000
2017-2018						0
2018-2019						0
2019-2020						0
2020-2021						0
2021-2022						0
BEYOND 2022						0
TOTAL COST					250,000	250,000

PROJECT SPECIFICATIONS

PROJECT DESCRIPTION:
Upgrade electrical service, backup power, fire suppression, and air conditioning. Remodel space and install raised floor tile.

PROJECT JUSTIFICATION:
Modernization of the existing center.

PROJECT PRIORITY: B

START DATE: 2019 **EST TIME TO COMPLETE:** 6 months

OPERATING BUDGET EFFECT:
 NONE N/A SEE DETAIL

SHEET A 2017-2018/2021-2022 CAPITAL IMPROVEMENTS PROGRAM

PROJECT TITLE: Riverfront Center Waterproofing	PROJECT CATEGORY: Public Enterprise
PROJECT NUMBER: 051801	COUNCIL DISTRICT # N/A
DIVISION: Public Works	DEPARTMENT: All

PROJECT BUDGET

REVENUE BREAKDOWN

REVENUE SOURCES					SALES TAX	TOTAL
PRIOR BDGTS						0
PRIOR EXP						0
BUDGET C/O					0	0
2017-2018					555,600	555,600
2018-2019						0
2019-2020						0
2020-2021						0
2021-2022						0
BEYOND 2022						0
TOTAL COST					555,600	555,600

EXPENDITURE BREAKDOWN

EXPENDITURE BREAKDOWN	ENGINEERING	TESTING	LAND ACQUISITION	CONSTRUCTION	OTHER	TOTAL
PRIOR BDGTS						0
2017-2018	67,600				488,000	555,600
2018-2019						0
2019-2020						0
2020-2021						0
2021-2022						0
BEYOND 2022						0
TOTAL COST	67,600	0	0	0	488,000	555,600

PROJECT SPECIFICATIONS

PROJECT DESCRIPTION:
Repairs to protect the facility from water infiltration. This will include a recoat of the EIFS as well as detailed scaling around windows on the main level, checking of the flashing, and sealing. Damaged or missing flashing will be repaired or replaced, as well as cracked or deteriorated sealants.

PROJECT JUSTIFICATION:
Facility was constructed in 1996, Periodic recoating of the EIFS is required to prevent water intrusion.

PROJECT PRIORITY: B

START DATE: 2019 **EST TIME TO COMPLETE:** 1 Year

OPERATING BUDGET EFFECT:
 NONE N/A SEE DETAIL

SHEET A 2017-2018/2021-2022 CAPITAL IMPROVEMENTS PROGRAM

PROJECT TITLE: Riverfront Center Roof Replacement	PROJECT CATEGORY: Public Enterprise
PROJECT NUMBER: 051802	COUNCIL DISTRICT # N/A
DIVISION: Public Works	DEPARTMENT: All

PROJECT BUDGET

REVENUE BREAKDOWN

REVENUE SOURCES					SALES TAX	TOTAL
PRIOR BDGTS						0
PRIOR EXP						0
BUDGET C/O					0	0
2017-2018					250,000	250,000
2018-2019						0
2019-2020						0
2020-2021						0
2021-2022						0
BEYOND 2022						0
TOTAL COST					250,000	250,000

EXPENDITURE BREAKDOWN

EXPENDITURE BREAKDOWN	ENGINEERING	TESTING	LAND ACQUISITION	CONSTRUCTION	OTHER	TOTAL
PRIOR BDGTS						0
2017-2018					250,000	250,000
2018-2019						0
2019-2020						0
2020-2021						0
2021-2022						0
BEYOND 2022						0
TOTAL COST					250,000	250,000

PROJECT SPECIFICATIONS

PROJECT DESCRIPTION:
Add recovery board and install new PVC membrane roofing over entire flat area, approximately 33,000 square feet.

PROJECT JUSTIFICATION:
Facility was constructed in 1996. A new roof will prevent water from intruding into the insulation on the flat area of the roof.

PROJECT PRIORITY: B

START DATE: 2019 **EST TIME TO COMPLETE:** 6 months

OPERATING BUDGET EFFECT:
 NONE N/A SEE DETAIL

D. DRAINAGE

2017-2018/2021-2022 CAPITAL IMPROVEMENTS BUDGET

TABLE OF CONTENTS



DRAINAGE

		PAGE
250211	Acquisition-ROW/Servitudes	4
250421	Residential Ditch Closure	5
250512	Pump Station Repairs	6
250604	Chatlain Lake-Willow Glen Hudson	7
251003	Red River Levee Certification	8
251102	Woodale Outfall/ Railrd Ave Ph 3	9
251103	Masonic Drive RCB Extension	10
251104	Tangent Rail RCB	11
251105	Martin Park Drainage	12
251301	Citywide Drainage Improvements	13
251401	Culpepper Drainage	14
251701	Woodale Outfall/ Railrd Ave Ph 4	15
251702	Diversion Canal Reverse Flow System	16
251703	Rapides Avenue RCB Repair	17
251704	Choctaw Drive Drainage	18
251801	Mall Ditch Improvements	19
251802	Hwy 28 West Drainage Canal	20
*	Dorchester Ditch Enclosure Phase 1	21
*	MacAdams Ditch Improvements	22
*	Good Earth Drainage Phase 1	23
*	Good Earth Drainage Phase 2	24
*	Dorchester Ditch Enclosure Phase 2	25
*	Shenandoah Ditch Closure	26
*	Worley Drive Ditch Closure	27
*	Hynson Bayou -Parkway -Stella Mills	28
*	Hynson Bayou -Poplar - Parkway	29

**2017-2018
GENERAL CAPITAL PROJECTS
FIVE YEAR CAPITAL PLAN**

DRAINAGE

PROJ #	PROJECT IDENTIFICATION	BUDGET C/O	FISCAL YEAR					TOTAL 5 YEAR	BEYOND 2022	TOTAL COST
			17-18	18-19	19-20	20-21	21-22			
250211	Acquisition-ROW/Servitudes	431,516						0		431,516
250421	Residential Ditch Closure	1,095,774	375,000	375,000	375,000	375,000	375,000	1,875,000		2,970,774
250512	Pump Station Repairs	129,862						0		129,862
250804	Chatham Lake-Willow Glen Hudson	499,554						0		499,554
251003	Red River Levee Certification	50,026						0		50,026
251102	Woodale Outfall/ Railroad Ave Ph 3	499,382	(499,382)					(499,382)		0
251103	Masonic Drive RCB Extension	1,814,000						0		1,814,000
251104	Tangent Rail RCB	816,373						0		816,373
251105	Martin Park Drainage	500,000	499,382					499,382		999,382
251301	Citywide Drainage Improvements	90,423						0		90,423
251401	Culpepper Drainage	573,484						0		573,484
251701	Woodale Outfall/ Railroad Ave Ph 4	1,350,000						0		0
251702	Diversion Canal Reverse Flow System	40,639						0		0
251703	Rapides Avenue RCB Repair	450,000						0		450,000
251704	Choctaw Drive Drainage	24,899						0		24,899
251801	Mall Ditch Improvements	0	325,000	500,000	500,000			1,325,000		1,325,000
251802	Hay 28 West Drainage Canal	0	150,000		775,000			925,000		925,000
*	Dorchester Ditch Enclosure Phase 1	0		450,000	700,000			1,150,000		1,150,000
*	MacAdams Ditch Improvements	0		740,000				740,000		740,000
*	Good Earth Drainage Phase 1	0		250,000	750,000			1,000,000		1,000,000
*	Good Earth Drainage Phase 2	0			250,000	750,000		1,000,000		1,000,000
*	Dorchester Ditch Enclosure Phase 2	0			225,000	1,125,000		1,350,000		1,350,000
*	Sherandoah Ditch Closure	0					300,000	300,000		300,000
*	Worley Drive Ditch Closure	0					335,000	335,000		335,000
*	Hynson Bayou -Parkway -Stella Mills	0					900,000	900,000		900,000
*	Hynson Bayou -Poplar - Parkway	0					1,680,000	1,680,000		1,680,000
Total Drainage		8,365,932	850,000	2,315,000	3,575,000	2,250,000	3,590,000	12,580,000	0	19,555,293

* Project Number to be Assigned
 New or Revised Projects
 Projects to be closed

SHEET A 2017-2018/2021-2022 CAPITAL IMPROVEMENTS PROGRAM

PROJECT TITLE: Right of Ways & Servitudes		PROJECT CATEGORY: Drainage	
PROJECT NUMBER: 250211		COUNCIL DISTRICT # All	
DIVISION: Public Works		DEPARTMENT: Engineering	

PROJECT BUDGET

REVENUE BREAKDOWN

REVENUE SOURCES					SALES TAX	TOTAL
PRIOR BDGTS					670,000	670,000
PRIOR EXP					238,484	238,484
BUDGET C/O					431,516	431,516
2017-2018						0
2018-2019						0
2019-2020						0
2020-2021						0
2021-2022						0
Future Funding						0
TOTAL COST					670,000	670,000

EXPENDITURE BREAKDOWN

EXPENDITURE BREAKDOWN	ENGINEERING	TESTING	LAND ACQUISITION	CONSTRUCTION	OTHER	TOTAL
PRIOR BDGTS			645,000		25,000	670,000
2017-2018						0
2018-2019						0
2019-2020						0
2020-2021						0
2021-2022						0
Future Funding						0
TOTAL COST	0	0	645,000	0	25,000	670,000

PROJECT SPECIFICATIONS

PROJECT DESCRIPTION:
To purchase right-of-ways or servitudes from property owners for the Street Department.

PROJECT JUSTIFICATION:
Needed to maintain existing ditches in the City's corporate limits.

PROJECT PRIORITY: A

START DATE: Ongoing **EST TIME TO COMPLETE:** Ongoing

OPERATING BUDGET EFFECT:

NONE
 N/A
 SEE DETAIL

SHEET A 2017-2018/2021-2022 CAPITAL IMPROVEMENTS PROGRAM

PROJECT TITLE: Residential Drainage Ditch Closure		PROJECT CATEGORY: Drainage	
PROJECT NUMBER: 250421		COUNCIL DISTRICT # All	
DIVISION: Public Works		DEPARTMENT: Engineering	

PROJECT BUDGET

REVENUE BREAKDOWN

REVENUE SOURCES		SALES TAX BONDS 2008	PROPERTY TAX 2008	LIMITED TAX BONDS 2008	PROPERTY TAX 2003	TOTAL
PRIOR BDGTS		277,566	2,062,377	2,553,463	2,980,596	7,874,002
PRIOR EXP		277,566	966,603	2,553,463	2,980,596	6,778,228
BUDGET C/O		0	1,095,774	0	0	1,095,774 #
2017-2018			375,000			375,000
2018-2019	375,000					375,000
2019-2020	375,000					375,000
2020-2021	375,000					375,000
2021-2022	375,000					375,000
Future Funding						0
TOTAL COST	1,500,000	277,566	2,437,377	2,553,463	2,980,596	9,749,002

EXPENDITURE BREAKDOWN

EXPENDITURE BREAKDOWN	ENGINEERING	TESTING	LAND ACQUISITION	CONSTRUCTION	OTHER	TOTAL
PRIOR BDGTS	600,000			7,274,002		7,874,002
2017-2018	50,000			325,000		375,000
2018-2019	50,000			325,000		375,000
2019-2020	50,000			325,000		375,000
2020-2021	50,000			325,000		375,000
2021-2022	50,000			325,000		375,000
Future Funding						0
TOTAL COST	850,000	0	0	8,899,002	0	9,749,002

PROJECT SPECIFICATIONS

PROJECT DESCRIPTION:
Closure of drainage ditches within residential areas.

PROJECT JUSTIFICATION:
Included as part of 2003 Property Tax Issue.

PROJECT PRIORITY: A

START DATE: Ongoing **EST TIME TO COMPLETE:** Ongoing

OPERATING BUDGET EFFECT:
 NONE N/A SEE DETAIL

SHEET A 2017-2018/2021-2022 CAPITAL IMPROVEMENTS PROGRAM

PROJECT TITLE: Pump Station Repairs		PROJECT CATEGORY: Drainage	
PROJECT NUMBER: 250512		COUNCIL DISTRICT # All	
DIVISION: Public Works		DEPARTMENT: Engineering	

PROJECT BUDGET

REVENUE BREAKDOWN

REVENUE SOURCES					SALES TAX	TOTAL
PRIOR BDGTS					185,000	185,000
PRIOR EXP					55,138	55,138
BUDGET C/O					129,862	129,862
2017-2018						0
2018-2019						0
2019-2020						0
2020-2021						0
2021-2022						0
Future Funding						0
TOTAL COST					185,000	185,000

EXPENDITURE BREAKDOWN

EXPENDITURE BREAKDOWN	ENGINEERING	TESTING	LAND ACQUISITION	CONSTRUCTION	OTHER	TOTAL
PRIOR BDGTS				185,000		185,000
2017-2018						0
2018-2019						0
2019-2020						0
2020-2021						0
2021-2022						0
Future Funding						0
TOTAL COST	0	0	0	185,000	0	185,000

PROJECT SPECIFICATIONS

PROJECT DESCRIPTION:
 Needed repairs to existing pump stations.

PROJECT JUSTIFICATION:
 The City has numerous pump stations and in lieu of having individual projects for making repairs to our pump stations this account is established.

PROJECT PRIORITY: A

START DATE: On Going **EST TIME TO COMPLETE:** On Going

OPERATING BUDGET EFFECT:
 NONE N/A SEE DETAIL

SHEET A 2017-2018/2021-2022 CAPITAL IMPROVEMENTS PROGRAM

PROJECT TITLE: Chatlain Lake Canal - Willow Glen to Hudson		PROJECT CATEGORY: Drainage	
PROJECT NUMBER: 250604		COUNCIL DISTRICT # 3	
DIVISION: Public Works		DEPARTMENT: Engineering	

PROJECT BUDGET

REVENUE BREAKDOWN

REVENUE SOURCES			STATE FUNDS	SALES TAX	SALES TAX BONDS 2004	TOTAL
PRIOR BDGTS			1,890,000	434,320	680	2,325,000
PRIOR EXP			1,865,183	159,583	680	1,825,446
BUDGET C/O			224,817	274,737	0	499,554
2017-2018						0
2018-2019						0
2019-2020						0
2020-2021						0
2021-2022						0
Future Funding						0
TOTAL COST			1,890,000	434,320	680	2,325,000

EXPENDITURE BREAKDOWN

EXPENDITURE BREAKDOWN	ENGINEERING	TESTING	LAND ACQUISITION	CONSTRUCTION	OTHER	TOTAL
PRIOR BDGTS	140,000		95,000	2,090,000		2,325,000
2017-2018						0
2018-2019						0
2019-2020						0
2020-2021						0
2021-2022						0
Future Funding						0
TOTAL COST	140,000	0	95,000	2,090,000	0	2,325,000

PROJECT SPECIFICATIONS

PROJECT DESCRIPTION:
Improve existing earthen channel by extending concrete-lining.

PROJECT JUSTIFICATION:
South Alexandria experiences flooding along the drainage way. Improvements are needed to allow greater volumes of water flow.

PROJECT PRIORITY: A

START DATE: 2019 **EST TIME TO COMPLETE:** Two Months

OPERATING BUDGET EFFECT:

NONE
 N/A
 SEE DETAIL

SHEET A 2017-2018/2021-2022 CAPITAL IMPROVEMENTS PROGRAM

PROJECT TITLE: Red River Levee Certification		PROJECT CATEGORY: Drainage	
PROJECT NUMBER: 251003		COUNCIL DISTRICT # 2	
DIVISION: Public Works		DEPARTMENT: Engineering	

PROJECT BUDGET

REVENUE BREAKDOWN

REVENUE SOURCES					SALES TAX	TOTAL
PRIOR BDGTS					300,000	300,000
PRIOR EXP					249,974	249,974
BUDGET C/O					50,026	50,026
2017-2018						0
2018-2019						0
2019-2020						0
2020-2021						0
2021-2022						0
Future Funding						0
TOTAL COST					300,000	300,000

EXPENDITURE BREAKDOWN

EXPENDITURE BREAKDOWN	ENGINEERING	TESTING	LAND ACQUISITION	CONSTRUCTION	OTHER	TOTAL
PRIOR BDGTS					300,000	300,000
2017-2018						0
2018-2019						0
2019-2020						0
2020-2021						0
2021-2022						0
Future Funding						0
TOTAL COST	0	0	0	0	300,000	300,000

PROJECT SPECIFICATIONS

PROJECT DESCRIPTION:
 Certification of Red River Levee in cooperation with the Red River, Atchafalaya, and Bayou Bouef Levee and Drainage District(RRABB).

PROJECT JUSTIFICATION:
 Due to flood hazard remapping efforts by the Federal Emergency Management Agency (FEMA), the Red River Levee was not certified by the US Army Corps of Engineers and accredited by FEMA because of issues with sand boils in close proximity to the levee. As this de-accreditation would have a significant negative economic impact within the City and Parish, the City will enter into a cooperative endeavor agreement with RRABB to secure certification and accreditation.

PROJECT PRIORITY: A

START DATE: N/A **EST TIME TO COMPLETE:** N/A

OPERATING BUDGET EFFECT:
 NONE N/A SEE DETAIL

SHEET A 2017-2018/2021-2022 CAPITAL IMPROVEMENTS PROGRAM

PROJECT TITLE: Woodale Outfall/Railroad Avenue Drainage Ph 3	PROJECT CATEGORY: Drainage
PROJECT NUMBER: 251102	COUNCIL DISTRICT # 1
DIVISION: Public Works	DEPARTMENT: Engineering

PROJECT BUDGET

REVENUE BREAKDOWN

REVENUE SOURCES	PROPERTY TAX 2008	SALES TAX BONDS 2008	SALES TAX	TOTAL
PRIOR BDGTS	1,130,000			1,130,000
PRIOR EXP	630,618			630,618
BUDGET C/O	499,382			499,382
2017-2018	(499,382)			(499,382)
2018-2019				0
2019-2020				0
2020-2021				0
2021-2022				0
Future Funding				0
TOTAL COST	630,618			630,618

EXPENDITURE BREAKDOWN

EXPENDITURE BREAKDOWN	ENGINEERING	TESTING	LAND ACQUISITION	CONSTRUCTION	OTHER	TOTAL
PRIOR BDGTS	0			1,130,000		1,130,000
2017-2018				(499,382)		(499,382)
2018-2019						0
2019-2020						0
2020-2021						0
2021-2022						0
Future Funding						0
TOTAL COST	0	0	0	630,618	0	630,618

PROJECT SPECIFICATIONS

PROJECT DESCRIPTION:

Drainage channel improvements from the the end of previous drainage improvements at Martha Lane to Bayou Rapides along the railroad.

PROJECT JUSTIFICATION:

The first two phases of this project are complete. The channel grade must be deepened to accommodate positive drainage to Bayou Rapides.

PROJECT PRIORITY:

A

START DATE: 2016

EST TIME TO COMPLETE: Four Months

OPERATING BUDGET EFFECT:

NONE

N/A

SEE DETAIL

SHEET A 2017-2018/2021-2022 CAPITAL IMPROVEMENTS PROGRAM

PROJECT TITLE: Masonic Drive RCB Extension		PROJECT CATEGORY: Drainage	
PROJECT NUMBER: 251103		COUNCIL DISTRICT # 4	
DIVISION: Public Works		DEPARTMENT: Engineering	

PROJECT BUDGET

REVENUE BREAKDOWN

REVENUE SOURCES				STATE FUNDS	SALES TAX	TOTAL
PRIOR BDGTS				1,614,000	200,000	1,814,000
PRIOR EXP						0
BUDGET C/O				1,614,000	200,000	1,814,000
2017-2018						0
2018-2019						0
2019-2020						0
2020-2021						0
2021-2022						0
Future Funding						0
TOTAL COST				1,614,000	200,000	1,814,000

EXPENDITURE BREAKDOWN

EXPENDITURE BREAKDOWN	ENGINEERING	TESTING	LAND ACQUISITION	CONSTRUCTION	OTHER	TOTAL
PRIOR BDGTS	200,000			1,614,000		1,814,000
2017-2018						0
2018-2019						0
2019-2020						0
2020-2021						0
2021-2022						0
Future Funding						0
TOTAL COST	200,000	0	0	1,614,000	0	1,814,000

PROJECT SPECIFICATIONS

PROJECT DESCRIPTION: Construction of Box Culvert under Masonic Drive.	
PROJECT JUSTIFICATION: Decrease flooding of Shirley Park, Nutley Grove, and Cypress Addition Subdivision.	
PROJECT PRIORITY:	A
START DATE: N/A	EST TIME TO COMPLETE: N/A
OPERATING BUDGET EFFECT:	
X NONE	N/A
	SEE DETAIL

SHEET A 2017-2018/2021-2022 CAPITAL IMPROVEMENTS PROGRAM

PROJECT TITLE: Tangent Rail RCB		PROJECT CATEGORY: Drainage	
PROJECT NUMBER: 251104		COUNCIL DISTRICT # 4	
DIVISION: Public Works		DEPARTMENT: Engineering	

PROJECT BUDGET

REVENUE BREAKDOWN

REVENUE SOURCES					PROPERTY TAX 2008	TOTAL
PRIOR BDGTS					850,000	850,000
PRIOR EXP					33,627	33,627
BUDGET C/O					816,373	816,373
2017-2018						0
2018-2019						0
2019-2020						0
2020-2021						0
2021-2022						0
Future Funding						0
TOTAL COST					850,000	850,000

EXPENDITURE BREAKDOWN

EXPENDITURE BREAKDOWN	ENGINEERING	TESTING	LAND ACQUISITION	CONSTRUCTION	OTHER	TOTAL
PRIOR BDGTS	150,000			700,000		850,000
2017-2018						0
2018-2019						0
2019-2020						0
2020-2021						0
2021-2022						0
Future Funding						0
TOTAL COST	150,000	0	0	700,000	0	850,000

PROJECT SPECIFICATIONS

PROJECT DESCRIPTION:
Replace existing 66" Corrugated Metal Pipe with double 9' by 9' Reinforced Concrete Box at railroad spur track at Durawood Plant within Hynson Bayou.

PROJECT JUSTIFICATION:
Alleviation of obstruction at this location and improvement of flow (hydraulic grade line) of Hynson Bayou, one of the City's major drainage outfalls.

PROJECT PRIORITY: A

START DATE: 2019 **EST TIME TO COMPLETE:** 1 Year

OPERATING BUDGET EFFECT:
 NONE N/A SEE DETAIL

SHEET A 2017-2018/2021-2022 CAPITAL IMPROVEMENTS PROGRAM

PROJECT TITLE: Martin Park Drainage	PROJECT CATEGORY: Drainage
PROJECT NUMBER: 251105	COUNCIL DISTRICT # 2
DIVISION: Public Works	DEPARTMENT: Engineering

PROJECT BUDGET

REVENUE BREAKDOWN

REVENUE SOURCES	PROPERTY TAX 2008	SALES TAX BONDS 2008	TOTAL
PRIOR BDGTS	500,000		500,000
PRIOR EXP			0
BUDGET C/O	500,000		500,000
2017-2018	499,382		499,382
2018-2019			0
2019-2020			0
2020-2021			0
2021-2022			0
Future Funding			0
TOTAL COST	999,382		999,382

EXPENDITURE BREAKDOWN

EXPENDITURE BREAKDOWN	ENGINEERING	TESTING	LAND ACQUISITION	CONSTRUCTION	OTHER	TOTAL
PRIOR BDGTS				500,000		500,000
2017-2018				499,382		499,382
2018-2019						0
2019-2020						0
2020-2021						0
2021-2022						0
Future Funding						0
TOTAL COST	0	0	0	999,382	0	999,382

PROJECT SPECIFICATIONS

PROJECT DESCRIPTION:
Provide relief structures through existing at rear of Martin Park Subdivision, and replacement of deteriorated corrugated metal pipe within drainage easement between Martin Park and Airview Terrace subdivisions.

PROJECT JUSTIFICATION:
Help prevent home flooding in the area of Spencer Street.

PROJECT PRIORITY: A

START DATE: 2019 **EST TIME TO COMPLETE:** 2 Years

OPERATING BUDGET EFFECT:
 NONE N/A SEE DETAIL

SHEET A 2017-2018/2021-2022 CAPITAL IMPROVEMENTS PROGRAM

PROJECT TITLE: Citywide Drainage Improvements		PROJECT CATEGORY: Drainage	
PROJECT NUMBER: 251301		COUNCIL DISTRICT # N/A	
DIVISION: Public Works		DEPARTMENT: Engineering	

PROJECT BUDGET

REVENUE BREAKDOWN

REVENUE SOURCES				LIMITED TAX BONDS 2008	SALES TAX	TOTAL
PRIOR BDGTS				247,164	152,836	400,000
PRIOR EXP				247,164	62,413	309,577
BUDGET C/O				0	90,423	90,423
2017-2018						0
2018-2019						0
2019-2020						0
2020-2021						0
2021-2022						0
Future Funding						0
TOTAL COST				247,164	152,836	400,000

EXPENDITURE BREAKDOWN

EXPENDITURE BREAKDOWN	ENGINEERING	TESTING	LAND ACQUISITION	CONSTRUCTION	OTHER	TOTAL
PRIOR BDGTS					400,000	400,000
2017-2018						0
2018-2019						0
2019-2020						0
2020-2021						0
2021-2022						0
Future Funding						0
TOTAL COST	0	0	0	0	400,000	400,000

PROJECT SPECIFICATIONS

PROJECT DESCRIPTION:
Cleaning, grubbing, and repairing as needed major components of the drainage system in the City.

PROJECT JUSTIFICATION:
Heavy rains have produced flooding recently in some areas of the City, making it imperative that the existing drainage components operate efficiently.

PROJECT PRIORITY: A

START DATE: Ongoing **EST TIME TO COMPLETE:** Ongoing

OPERATING BUDGET EFFECT:
 NONE N/A SEE DETAIL

SHEET A 2017-2018/2021-2022 CAPITAL IMPROVEMENTS PROGRAM

PROJECT TITLE: Culpepper Drainage Improvement		PROJECT CATEGORY: Drainage	
PROJECT NUMBER: 251401		COUNCIL DISTRICT # N/A	
DIVISION: Public Works		DEPARTMENT: Engineering	

PROJECT BUDGET

REVENUE BREAKDOWN

REVENUE SOURCES	PROPERTY TAX 2008	SALES TAX	TOTAL
PRIOR BDGTS	846,547	426,453	1,273,000
PRIOR EXP	697,781	1,735	699,516
BUDGET C/O	148,766	424,718	573,484
2017-2018			0
2018-2019			0
2019-2020			0
2020-2021			0
2021-2022			0
Future Funding			0
TOTAL COST	846,547	426,453	1,273,000

EXPENDITURE BREAKDOWN

EXPENDITURE BREAKDOWN	ENGINEERING	TESTING	LAND ACQUISITION	CONSTRUCTION	OTHER	TOTAL
PRIOR BDGTS				1,273,000		1,273,000
2017-2018						0
2018-2019						0
2019-2020						0
2020-2021						0
2021-2022						0
Future Funding						0
TOTAL COST	0	0	0	1,273,000	0	1,273,000

PROJECT SPECIFICATIONS

PROJECT DESCRIPTION:
Placement of subsurface drainage and sidewalks along with closure of existng ditches on Culpepper Road.

PROJECT JUSTIFICATION:
Construction of sidewalks and closure of ditches will improve safety for pedestrian traffic.

PROJECT PRIORITY: A

START DATE: 2016 **EST TIME TO COMPLETE:** 2 Years

OPERATING BUDGET EFFECT:
 NONE N/A SEE DETAIL

SHEET A 2017-2018/2021-2022 CAPITAL IMPROVEMENTS PROGRAM

PROJECT TITLE: Wooddale Outfall/ Railrd Ave Ph 4		PROJECT CATEGORY: Drainage	
PROJECT NUMBER: 251701		COUNCIL DISTRICT # N/A	
DIVISION: Public Works		DEPARTMENT: Engineering	

PROJECT BUDGET

REVENUE BREAKDOWN

REVENUE SOURCES					PROPERTY TAX 2008	TOTAL
PRIOR BDGTS					1,350,000	1,350,000
PRIOR EXP						0
BUDGET C/O					1,350,000	1,350,000
2017-2018						0
2018-2019						0
2019-2020						0
2020-2021						0
2021-2022						0
Future Funding						0
TOTAL COST						1,350,000

EXPENDITURE BREAKDOWN

EXPENDITURE BREAKDOWN	ENGINEERING	TESTING	LAND ACQUISITION	CONSTRUCTION	OTHER	TOTAL
PRIOR BDGTS					1,350,000	1,350,000
2017-2018						0
2018-2019						0
2019-2020						0
2020-2021						0
2021-2022						0
Future Funding						0
TOTAL COST	0	0	0	0	1,350,000	1,350,000

PROJECT SPECIFICATIONS

PROJECT DESCRIPTION:
Final phase to provide outfall for Wooddale Drainage Improvements constructed in 2007. This will consist of installation of a double line of reinforced concrete box culverts at the end of the Sycamore Grove Subdivision parallel with the Union Pacific Railroad.

PROJECT JUSTIFICATION:
This will provide the hydraulic and hydrologic relief to the residential and commercial developments along Enterprise Road and the North Bolton (LA 1) corridors comprising 175 acres.

PROJECT PRIORITY: A

START DATE: 2018 **EST TIME TO COMPLETE:** 2 Years

OPERATING BUDGET EFFECT:
 NONE N/A SEE DETAIL

SHEET A 2017-2018/2021-2022 CAPITAL IMPROVEMENTS PROGRAM

PROJECT TITLE: Rapides Avenue RCB Repair		PROJECT CATEGORY: Drainage	
PROJECT NUMBER: 251703		COUNCIL DISTRICT # 1	
DIVISION: Public Works		DEPARTMENT: Engineering	

PROJECT BUDGET

REVENUE BREAKDOWN

REVENUE SOURCES					PROPERTY TAX 2008	TOTAL
PRIOR BDGTS					450,000	450,000
PRIOR EXP						0
BUDGET C/O					450,000	450,000
2017-2018						0
2018-2019						0
2019-2020						0
2020-2021						0
2021-2022						0
Future Funding						0
TOTAL COST					0	450,000

EXPENDITURE BREAKDOWN

EXPENDITURE BREAKDOWN	ENGINEERING	TESTING	LAND ACQUISITION	CONSTRUCTION	OTHER	TOTAL
PRIOR BDGTS					450,000	450,000
2017-2018						0
2018-2019						0
2019-2020						0
2020-2021						0
2021-2022						0
Future Funding						0
TOTAL COST	0	0	0	0	450,000	450,000

PROJECT SPECIFICATIONS

PROJECT DESCRIPTION:
Repair of existing failed Reinforced Concrete Box Culvert (Outfall for Texas Avenue Drainage) and replacement of removed flood control gate into Bayou Rapides.

PROJECT JUSTIFICATION:
Existing RCB has failed and settlement of subsurface material is manifested in street surfacing. Replacement of flood control gate removed during construction of service crossing will provide additional protection to low lying areas of Bayou Rapides outfall (Texas Avenue).

PROJECT PRIORITY: A

START DATE: 2018 **EST TIME TO COMPLETE:** 1 month

OPERATING BUDGET EFFECT:
 NONE N/A SEE DETAIL

SHEET A 2017-2018/2021-2022 CAPITAL IMPROVEMENTS PROGRAM

PROJECT TITLE: Choctaw Drive Drainage		PROJECT CATEGORY: Drainage	
PROJECT NUMBER: 251704		COUNCIL DISTRICT # N/A	
DIVISION: Public Works		DEPARTMENT: Engineering	

PROJECT BUDGET

REVENUE BREAKDOWN

REVENUE SOURCES					SALES TAX	TOTAL
PRIOR BDGTS					145,000	145,000
PRIOR EXP					120,101	120,101
BUDGET C/D					24,899	24,899
2017-2018						0
2018-2019						0
2019-2020						0
2020-2021						0
2021-2022						0
Future Funding						0
TOTAL COST					0	145,000

EXPENDITURE BREAKDOWN

EXPENDITURE BREAKDOWN	ENGINEERING	TESTING	LAND ACQUISITION	CONSTRUCTION	OTHER	TOTAL
PRIOR BDGTS					145,000	145,000
2017-2018						0
2018-2019						0
2019-2020						0
2020-2021						0
2021-2022						0
Future Funding						0
TOTAL COST	0	0	0	0	145,000	145,000

PROJECT SPECIFICATIONS

PROJECT DESCRIPTION:
Extension of existing subsurface drainage system and addition of catch basins in order to reduce street flooding.

PROJECT JUSTIFICATION:
Existing stormwater drainage system is inadequate to provide surface collection of stormwater runoff. Additional system will alleviate street flooding during design rainfall events.

PROJECT PRIORITY: A

START DATE: 2018 **EST TIME TO COMPLETE:** 1 Year

OPERATING BUDGET EFFECT:
 NONE N/A SEE DETAIL

SHEET A 2017-2018/2021-2022 CAPITAL IMPROVEMENTS PROGRAM

PROJECT TITLE: Mall Ditch Improvements	PROJECT CATEGORY: Drainage
PROJECT NUMBER: 251801	COUNCIL DISTRICT # N/A
DIVISION: Public Works	DEPARTMENT: Engineering

PROJECT BUDGET

REVENUE BREAKDOWN

REVENUE SOURCES				PROPERTY TAX 2008	SALES TAX	TOTAL
PRIOR BDGTS						0
PRIOR EXP						0
BUDGET C/O						0
2017-2018				325,000		325,000
2018-2019					500,000	500,000
2019-2020					500,000	500,000
2020-2021						0
2021-2022						0
Future Funding						0
TOTAL COST					0	1,325,000

EXPENDITURE BREAKDOWN

EXPENDITURE BREAKDOWN	ENGINEERING	TESTING	LAND ACQUISITION	CONSTRUCTION	OTHER	TOTAL
PRIOR BDGTS						0
2017-2018				325,000		325,000
2018-2019				500,000		500,000
2019-2020				500,000		500,000
2020-2021						0
2021-2022						0
Future Funding						0
TOTAL COST	0	0	0	1,325,000	0	1,325,000

PROJECT SPECIFICATIONS

PROJECT DESCRIPTION:
Construct concrete-lined vertical wall ditch to replace existing earthen ditch that is undergoing severe erosion.

PROJECT JUSTIFICATION:
This will eliminate the existing unsightly and labor intensive open channel. Continued erosion of the slope will have negative impacts on the adjoining property owners with loss of improvements and property.

PROJECT PRIORITY: A
START DATE: 2019 **EST TIME TO COMPLETE:** 1 Year
OPERATING BUDGET EFFECT:
 NONE N/A SEE DETAIL

SHEET A 2017-2018/2021-2022 CAPITAL IMPROVEMENTS PROGRAM

PROJECT TITLE: Hwy 28 West Drainage Canal		PROJECT CATEGORY: Drainage	
PROJECT NUMBER: 251802		COUNCIL DISTRICT # N/A	
DIVISION: Public Works		DEPARTMENT: Engineering	

PROJECT BUDGET

REVENUE BREAKDOWN

REVENUE SOURCES					SALES TAX	TOTAL
PRIOR BDGTS						0
PRIOR EXP						0
BUDGET C/O						0
2017-2018					150,000	150,000
2018-2019						0
2019-2020					775,000	775,000
2020-2021						0
2021-2022						0
Future Funding						0
TOTAL COST					925,000	925,000

EXPENDITURE BREAKDOWN

EXPENDITURE BREAKDOWN	ENGINEERING	TESTING	LAND ACQUISITION	CONSTRUCTION	OTHER	TOTAL
PRIOR BDGTS						0
2017-2018				150,000		150,000
2018-2019						0
2019-2020				775,000		775,000
2020-2021						0
2021-2022						0
Future Funding						0
TOTAL COST	0	0	0	925,000	0	925,000

PROJECT SPECIFICATIONS

PROJECT DESCRIPTION:
Construction of an earthen ditch approximately 8,000 feet long, varying in width from 8' to 20' and in depth from 6' to 14'. It will proceed from The Meadows to the Diversion Canal.

PROJECT JUSTIFICATION:
This will provide outfall for the development of roughly 330 acres for residential and commercial use.

PROJECT PRIORITY: A

START DATE: 2019 **EST TIME TO COMPLETE:** 1 Year

OPERATING BUDGET EFFECT:
 NONE N/A SEE DETAIL

SHEET A 2017-2018/2021-2022 CAPITAL IMPROVEMENTS PROGRAM

PROJECT TITLE: Dorchester Ditch Enclosure Phase 1		PROJECT CATEGORY: Drainage	
PROJECT NUMBER: N/A		COUNCIL DISTRICT # 4	
DIVISION: Public Works		DEPARTMENT: Engineering	

PROJECT BUDGET

REVENUE BREAKDOWN

REVENUE SOURCES					SALES TAX	TOTAL
PRIOR BDGTS						0
PRIOR EXP						0
BUDGET C/O						0
2017-2018						0
2018-2019					450,000	450,000
2019-2020					700,000	700,000
2020-2021						0
2021-2022						0
Future Funding						0
TOTAL COST						1,150,000

EXPENDITURE BREAKDOWN

EXPENDITURE BREAKDOWN	ENGINEERING	TESTING	LAND ACQUISITION	CONSTRUCTION	OTHER	TOTAL
PRIOR BDGTS						0
2017-2018						0
2018-2019				450,000		450,000
2019-2020				700,000		700,000
2020-2021						0
2021-2022						0
Future Funding						0
TOTAL COST	0	0	0	1,150,000	0	1,150,000

PROJECT SPECIFICATIONS

PROJECT DESCRIPTION:
Enclosure of open earthen ditch with double 8' X 6' RCB. This phase will enclose approximately half of the existing ditch.

PROJECT JUSTIFICATION:
This will eliminate unsightly and labor intensive existing open ditch, along with the positive impact on public safety and health from the closure.

PROJECT PRIORITY: A

START DATE: N/A **EST TIME TO COMPLETE:** N/A

OPERATING BUDGET EFFECT:
 NONE N/A SEE DETAIL

SHEET A 2017-2018/2021-2022 CAPITAL IMPROVEMENTS PROGRAM

PROJECT TITLE: MacAdams Ditch Improvements		PROJECT CATEGORY: Drainage	
PROJECT NUMBER: N/A		COUNCIL DISTRICT # N/A	
DIVISION: Public Works		DEPARTMENT: Engineering	

PROJECT BUDGET

REVENUE BREAKDOWN

REVENUE SOURCES					PROPERTY TAX 2008	TOTAL
PRIOR BDGTS						0
PRIOR EXP						0
BUDGET C/D						0
2017-2018						0
2018-2019					740,000	740,000
2019-2020						0
2020-2021						0
2021-2022						0
Future Funding						0
TOTAL COST						740,000

EXPENDITURE BREAKDOWN

EXPENDITURE BREAKDOWN	ENGINEERING	TESTING	LAND ACQUISITION	CONSTRUCTION	OTHER	TOTAL
PRIOR BDGTS						0
2017-2018						0
2018-2019				740,000		740,000
2019-2020						0
2020-2021						0
2021-2022						0
Future Funding						0
TOTAL COST	0	0	0	740,000	0	740,000

PROJECT SPECIFICATIONS

PROJECT DESCRIPTION:

Construction of vertical wall channel to replace existing earthen channel that is heavily eroded, proceeding from Heyman Lane to Compton Park.

PROJECT JUSTIFICATION:

Existing earthen channel is eroding, leaving private property in danger of being lost. This project will complete the concrete lining of this channel from origination to terminus.

PROJECT PRIORITY:

START DATE: N/A **EST TIME TO COMPLETE:** A N/A

OPERATING BUDGET EFFECT:

NONE N/A SEE DETAIL

SHEET A 2017-2018/2021-2022 CAPITAL IMPROVEMENTS PROGRAM

PROJECT TITLE: Good Earth Drainage Phase 1		PROJECT CATEGORY: Drainage	
PROJECT NUMBER: N/A		COUNCIL DISTRICT # N/A	
DIVISION: Public Works		DEPARTMENT: Engineering	

PROJECT BUDGET

REVENUE BREAKDOWN

REVENUE SOURCES					SALES TAX	TOTAL
PRIOR BDGTS						0
PRIOR EXP						0
BUDGET C/O						0
2017-2018						0
2018-2019					250,000	250,000
2019-2020					750,000	750,000
2020-2021						0
2021-2022						0
Future Funding						0
TOTAL COST					1,000,000	1,000,000

EXPENDITURE BREAKDOWN

EXPENDITURE BREAKDOWN	ENGINEERING	TESTING	LAND ACQUISITION	CONSTRUCTION	OTHER	TOTAL
PRIOR BDGTS						0
2017-2018						0
2018-2019				250,000		250,000
2019-2020				750,000		750,000
2020-2021						0
2021-2022						0
Future Funding						0
TOTAL COST				1,000,000	0	1,000,000

PROJECT SPECIFICATIONS

PROJECT DESCRIPTION:
Enclosure of earthen ditch with double 9' X 5' RCB. This phase will enclose approximately half of the existing ditch proceeding from the Outfall to the Lance Street crossing, and will include construction of a street crossing.

PROJECT JUSTIFICATION:
This will eliminate unsightly and labor intensive existing open ditch, along with the positive impact on public safety and health from the closure. Additional crossing will increase interconnectivity of adjoining neighborhoods thereby reducing traffic congestion on Bruyninckx Drive.

PROJECT PRIORITY: A

START DATE: N/A **EST TIME TO COMPLETE:** N/A

OPERATING BUDGET EFFECT:
 NONE N/A SEE DETAIL

SHEET A 2017-2018/2021-2022 CAPITAL IMPROVEMENTS PROGRAM

PROJECT TITLE: Good Earth Drainage Phase 2		PROJECT CATEGORY: Drainage	
PROJECT NUMBER: N/A		COUNCIL DISTRICT # N/A	
DIVISION: Public Works		DEPARTMENT: Engineering	

PROJECT BUDGET

REVENUE BREAKDOWN

REVENUE SOURCES					SALES TAX	TOTAL
PRIOR BDGTS						0
PRIOR EXP						0
BUDGET C/O						0
2017-2018						0
2018-2019						0
2019-2020					250,000	250,000
2020-2021					750,000	750,000
2021-2022						0
Future Funding						0
TOTAL COST					1,000,000	1,000,000

EXPENDITURE BREAKDOWN

EXPENDITURE BREAKDOWN	ENGINEERING	TESTING	LAND ACQUISITION	CONSTRUCTION	OTHER	TOTAL
PRIOR BDGTS						0
2017-2018						0
2018-2019						0
2019-2020				250,000		250,000
2020-2021				750,000		750,000
2021-2022						0
Future Funding						0
TOTAL COST				1,000,000	0	1,000,000

PROJECT SPECIFICATIONS

PROJECT DESCRIPTION:

Enclosure of earthen ditch with double 9' X 5' RCB. This phase will enclose approximately half of the existing ditch proceeding from the Lance Street crossing to Bruyninckx Drive.

PROJECT JUSTIFICATION:

This will eliminate unsightly and labor intensive existing open ditch, along with the positive impact on public safety and health from the closure.

PROJECT PRIORITY:

START DATE: N/A **EST TIME TO COMPLETE:** A N/A

OPERATING BUDGET EFFECT:

X NONE N/A SEE DETAIL

SHEET A 2017-2018/2021-2022 CAPITAL IMPROVEMENTS PROGRAM

PROJECT TITLE: Dorchester Ditch Enclosure Phase 2		PROJECT CATEGORY: Drainage	
PROJECT NUMBER: N/A		COUNCIL DISTRICT # N/A	
DIVISION: Public Works		DEPARTMENT: Engineering	

PROJECT BUDGET

REVENUE BREAKDOWN

REVENUE SOURCES					SALES TAX	TOTAL
PRIOR BDGTS						0
PRIOR EXP						0
BUDGET C/O						0
2017-2018						0
2018-2019						0
2019-2020					225,000	225,000
2020-2021					1,125,000	1,125,000
2021-2022						0
Future Funding						0
TOTAL COST					1,350,000	1,350,000

EXPENDITURE BREAKDOWN

EXPENDITURE BREAKDOWN	ENGINEERING	TESTING	LAND ACQUISITION	CONSTRUCTION	OTHER	TOTAL
PRIOR BDGTS						0
2017-2018						0
2018-2019						0
2019-2020				225,000		225,000
2020-2021				1,125,000		1,125,000
2021-2022						0
Future Funding						0
TOTAL COST	0	0	0	1,350,000	0	1,350,000

PROJECT SPECIFICATIONS

PROJECT DESCRIPTION:
Enclosure of open earthen ditch with double 8' X 6' RCB. This phase will enclose approximately half of the existing ditch, proceeding from the Freedman Clinic to Wimbledon Drive.

PROJECT JUSTIFICATION:
This will eliminate unsightly and labor intensive existing open ditch, along with the positive impact on public safety and health from the closure.

PROJECT PRIORITY: A

START DATE: N/A **EST TIME TO COMPLETE:** N/A

OPERATING BUDGET EFFECT:
 NONE N/A SEE DETAIL

SHEET A 2017-2018/2021-2022 CAPITAL IMPROVEMENTS PROGRAM

PROJECT TITLE: Shenandoah Ditch Closure		PROJECT CATEGORY: Drainage	
PROJECT NUMBER: N/A		COUNCIL DISTRICT # N/A	
DIVISION: Public Works		DEPARTMENT: Engineering	

PROJECT BUDGET

REVENUE BREAKDOWN

REVENUE SOURCES					SALES TAX	TOTAL
PRIOR BDGTS						0
PRIOR EXP						0
BUDGET C/O						0
2017-2018						0
2018-2019						0
2019-2020						0
2020-2021						0
2021-2022					300,000	300,000
Future Funding						0
TOTAL COST					300,000	300,000

EXPENDITURE BREAKDOWN

EXPENDITURE BREAKDOWN	ENGINEERING	TESTING	LAND ACQUISITION	CONSTRUCTION	OTHER	TOTAL
PRIOR BDGTS						0
2017-2018						0
2018-2019						0
2019-2020						0
2020-2021						0
2021-2022	35,000	1,000		264,000		300,000
Future Funding						0
TOTAL COST	35,000	1,000	0	264,000	0	300,000

PROJECT SPECIFICATIONS

PROJECT DESCRIPTION:
Removal of existing concrete lined channel and installation of subsurface drainage system.

PROJECT JUSTIFICATION:
Complete enclosure of open ditch in a residential neighborhood.

PROJECT PRIORITY: A

START DATE: N/A **EST TIME TO COMPLETE:** N/A

OPERATING BUDGET EFFECT:
 NONE N/A SEE DETAIL

SHEET A 2017-2018/2021-2022 CAPITAL IMPROVEMENTS PROGRAM

PROJECT TITLE: Worley Drive Ditch Closure		PROJECT CATEGORY: Drainage	
PROJECT NUMBER: N/A		COUNCIL DISTRICT # N/A	
DIVISION: Public Works		DEPARTMENT: Engineering	

PROJECT BUDGET

REVENUE BREAKDOWN

REVENUE SOURCES					SALES TAX	TOTAL
PRIOR BDGTS						0
PRIOR EXP						0
BUDGET C/O						0
2017-2018						0
2018-2019						0
2019-2020						0
2020-2021						0
2021-2022					335,000	335,000
Future Funding						0
TOTAL COST					335,000	335,000

EXPENDITURE BREAKDOWN

EXPENDITURE BREAKDOWN	ENGINEERING	TESTING	LAND ACQUISITION	CONSTRUCTION	OTHER	TOTAL
PRIOR BDGTS						0
2017-2018						0
2018-2019						0
2019-2020						0
2020-2021						0
2021-2022	39,000	1,000		295,000		335,000
Future Funding						0
TOTAL COST	39,000	1,000	0	295,000	0	335,000

PROJECT SPECIFICATIONS

PROJECT DESCRIPTION:
Enclosure of existing earthen lined ditch with subsurface drainage structure.

PROJECT JUSTIFICATION:
Alleviation of manual required maintenance and elimination of public safety hazard.

PROJECT PRIORITY: A

START DATE: N/A **EST TIME TO COMPLETE:** N/A

OPERATING BUDGET EFFECT:
 NONE N/A SEE DETAIL

SHEET A 2017-2018/2021-2022 CAPITAL IMPROVEMENTS PROGRAM

PROJECT TITLE: Hynson Bayou - Parkway Subdivision Outfall to Stella Mills		PROJECT CATEGORY: Drainage	
PROJECT NUMBER: N/A		COUNCIL DISTRICT # N/A	
DIVISION: Public Works		DEPARTMENT: Engineering	

PROJECT BUDGET

REVENUE BREAKDOWN

REVENUE SOURCES					SALES TAX	TOTAL
PRIOR BDGTS						0
PRIOR EXP						0
BUDGET C/O						0
2017-2018						0
2018-2019						0
2019-2020						0
2020-2021						0
2021-2022					900,000	900,000
Future Funding						0
TOTAL COST					900,000	900,000

EXPENDITURE BREAKDOWN

EXPENDITURE BREAKDOWN	ENGINEERING	TESTING	LAND ACQUISITION	CONSTRUCTION	OTHER	TOTAL
PRIOR BDGTS						0
2017-2018						0
2018-2019						0
2019-2020						0
2020-2021						0
2021-2022	143,000	2,000		755,000		900,000
Future Funding						0
TOTAL COST	143,000	2,000	0	755,000	0	900,000

PROJECT SPECIFICATIONS

PROJECT DESCRIPTION:
Extension of concrete lining of Hynson Bayou with sloped side walls.

PROJECT JUSTIFICATION:
Existing concrete lined channel is constantly submerged due to poorly aligned and maintained earthen channel. Existing channel bottom has several high points that disrupt flow in the channel. Side slopes of earthen channel fail and also obstruct flow.

PROJECT PRIORITY: A

START DATE: N/A **EST TIME TO COMPLETE:** N/A

OPERATING BUDGET EFFECT:

NONE
 N/A
 SEE DETAIL

SHEET A 2017-2018/2021-2022 CAPITAL IMPROVEMENTS PROGRAM

PROJECT TITLE: Hynson Bayou - Poplar Street to Parkway Subdivision Outfall		PROJECT CATEGORY: Drainage	
PROJECT NUMBER: N/A		COUNCIL DISTRICT # N/A	
DIVISION: Public Works		DEPARTMENT: Engineering	

PROJECT BUDGET

REVENUE BREAKDOWN

REVENUE SOURCES					SALES TAX	TOTAL
PRIOR BDGTS						0
PRIOR EXP						0
BUDGET C/O						0
2017-2018						0
2018-2019						0
2019-2020						0
2020-2021						0
2021-2022					1,680,000	1,680,000
Future Funding						0
TOTAL COST					1,680,000	1,680,000

EXPENDITURE BREAKDOWN

EXPENDITURE BREAKDOWN	ENGINEERING	TESTING	LAND ACQUISITION	CONSTRUCTION	OTHER	TOTAL
PRIOR BDGTS						0
2017-2018						0
2018-2019						0
2019-2020						0
2020-2021						0
2021-2022	240,000	2,000		1,438,000		1,680,000
Future Funding						0
TOTAL COST	240,000	2,000	0	1,438,000	0	1,680,000

PROJECT SPECIFICATIONS

PROJECT DESCRIPTION:

Extension of concrete lining of Hynson Bayou with sloped side walls.

PROJECT JUSTIFICATION:

Existing concrete lined channel is constantly submerged due to poorly aligned and maintained earthen channel. Existing channel bottom has several high points that disrupt flow in the channel. Side slopes of earthen channel fail and also obstruct flow.

PROJECT PRIORITY:

START DATE: N/A **EST TIME TO COMPLETE:** A N/A

OPERATING BUDGET EFFECT:

NONE N/A SEE DETAIL

2017-2018 CAPITAL BUDGET

*****This Page Intentionally Left Blank*****

E. STREETS

2017-2018/2021-2022 CAPITAL IMPROVEMENTS BUDGET

TABLE OF CONTENTS

STREETS

		PAGE
268823	Street, Drainage, Sidewalk Repairs	4
269007	Sugarhouse Road - Phase 1	5
269801	Jackson St at Horseshoe Drive	6
260407	Street Repairs	7
260507	Aerial Photography	8
260604	North Mall-North to Sterkx	9
260608	Land Acquisitions	10
261002	Traffic Signals Renovations	11
261003	Citywide Directional Signage	12
261201	MPO Street Overlays	13
261203	Masonic Corridor Ph 2	14
261302	Directional Signage & Striping	15
261304	MPO Versailles Lighting	16
261307	MPO Sidewalk-Monroe St	17
261501	Hudson Bridge Chatlain Canal	18
261601	Prescott Road Sidewalk Improvement	19
261602	MPO Panel Replacement	20
261603	Industrial Park Road Reconstruction	21
261604	Cloverleaf Boulevard Extension	22
261701	City Park Bridge Repairs	23
261702	Horseshoe Drive Improvements	24
261801	N. 16th Street Bridge Replacement	25
261802	Pitts St/Broadway to Applewhite	26
*	North Mall/ North to Sterkx Ph 2	27
*	Hudson Blvd/Eddie Williams to Futrell	28
*	Tulane Ave/Lincoln to Clinton	29
*	Olcutt St/Allen to Sterkx Road	30
*	Provine Place Sidwalk/ Ansley-Versailles	31

2017-2018

**COMBINED CAPITAL PROJECTS
SOURCES OF FUNDING SUMMARY**

STREETS

PROJECT IDENTIFICATION	SALES TAXES	AD VAL TAX- 14	AD VAL TAX- 08	FEDERAL FUNDS	OTHER FUNDS	UTILITY FUND	OTHER	TOTALS
Street, Drain, Sidewalk Repr	1,800,000							1,800,000
Street Improvements			50,000					50,000
Aerial Photography	15,000							15,000
Traffic Signal Renovations	25,000							25,000
MPO Street Overlays	(82,276)							(82,276)
Directional Signage Imp	50,000							50,000
MPO Sidewalk-Monroe St			(96,105)					(96,105)
Hudson Bridge Canal			450,000					450,000
Prescott Road Sidewalk Improvement	(105,624)							(105,624)
Industrial Park Road Reconstruction	100,000							100,000
N. 16th Street Bridge Replacement			350,000					350,000
Pitts St/Broadway to Applewhite			645,000					645,000
Total Streets	1,802,100	0	1,398,895	0	0	0	0	3,200,995

**2017-2018
GENERAL CAPITAL PROJECTS
FIVE YEAR CAPITAL PLAN**

STREETS

PROJ #	PROJECT IDENTIFICATION	BUDGET C/O	FISCAL YEAR					TOTAL 5 YEAR	BEYOND 2022	TOTAL COST
			17-18	18-19	19-20	20-21	21-22			
268823	Street, Drainage, Sidewalk Repairs	782,588	1,800,000	375,000	375,000	375,000	375,000	3,300,000		4,082,588
269007	Sugarhouse Road - Phase 1	7,542,623						0	3,500,000	11,042,623
269801	Jackson St at Horseshoe Drive	626,632						0		0
260407	Street Repairs	158,938	50,000	50,000	50,000	50,000	50,000	250,000		408,938
260507	Aerial Photography	170,554	15,000	15,000	15,000	15,000	15,000	75,000		245,554
260604	North Mall-North to Sterks	462,992						0	3,000,000	3,462,992
260608	Land Acquisitions	184,299		50,000			50,000	100,000		264,299
261002	Traffic Signals Renovations	367,070	25,000		25,000			50,000		417,070
261005	Citywide Directional Signage	81,020						0		81,020
261201	MPO Street Overlays	82,276	(82,276)					(82,276)		0
261203	Masonic Corridor Ph 2	2,120,915						0		2,120,915
261302	Directional Signage & Striping	79,091	50,000	50,000	50,000	50,000	50,000	250,000		329,091
261304	MPO Versailles Lighting	276,993						0		276,993
261307	MPO Sidewalk-Monroe St.	96,105	(96,105)					(96,105)		0
261501	Hudson Bridge, Chatlain Canal	841,304	450,000					450,000		450,000
261601	Prescott Road Sidewalk Improvement	105,624	(105,624)					(105,624)		0
261602	MPO Panel Replacement	3,274,352						0		3,274,352
261603	Industrial Park Road Reconstruction	552,802	100,000					100,000		652,802
261604	Cloverleaf Boulevard Extension	361,476						0		361,476
261701	City Park Bridge Repairs	225,000						0		225,000
261702	Horseshoe Drive Improvements	200,000						0		200,000
261801	N. 16th Street Bridge Replacement	0	350,000	1,350,000				1,700,000		1,700,000
261802	Pitts Stillbroadway to Applewhite	0	645,000					645,000		645,000
*	North Mall/ North to Sterks Ph 2	0	0					0	1,250,000	1,250,000
*	Hudson Blvd/Eddie Williams to Futrell	0					1,620,000	1,620,000		1,620,000
*	Tulane Ave/Lincoln to Clinton	0					1,630,000	1,630,000		1,630,000
*	Clout St/Allen to Sterks Road	0					425,000	425,000		425,000
*	Provine Place Sidwalk/ Ansley-Versailles	0					270,000	270,000		270,000
Total Streets		18,572,654	3,200,995	1,890,000	515,000	540,000	4,435,000	10,580,995	7,750,000	35,435,713

- * Project Number to be Assigned
- ⊗ New or Revised Projects
- Projects to be closed

SHEET A 2017-2018/2021-2022 CAPITAL IMPROVEMENTS PROGRAM

PROJECT TITLE: Street, Drainage, Sidewalk Repairs	PROJECT CATEGORY: Streets
PROJECT NUMBER: 268823	COUNCIL DISTRICT # All
DIVISION: Public Works	DEPARTMENT: Engineering

PROJECT BUDGET

REVENUE BREAKDOWN

REVENUE SOURCES	LIMITED TAX BONDS 2008	SALES TAX BONDS 2008	PROPERTY TAX - 2008	SALES TAX	SALES TAX BONDS	TOTAL
PRIOR BDGTS	283,455	1,050,818	724,400	3,381,372	469,245	5,909,290
PRIOR EXP	283,455	1,050,818	501,060	2,822,124	469,245	5,126,702
BUDGET C/O	0	0	223,340	559,248	0	782,588
2017-2018				1,800,000		1,800,000
2018-2019				375,000		375,000
2019-2020				375,000		375,000
2020-2021				375,000		375,000
2021-2022				375,000		375,000
Future Funding						0
TOTAL COST				6,681,372	469,245	9,209,290

EXPENDITURE BREAKDOWN

EXPENDITURE BREAKDOWN	ENGINEERING	TESTING	LAND ACQUISITION	CONSTRUCTION	OTHER	TOTAL
PRIOR BDGTS	183,000	27,500		5,662,790	36,000	5,909,290
2017-2018				1,800,000		1,800,000
2018-2019				375,000		375,000
2019-2020				375,000		375,000
2020-2021				375,000		375,000
2021-2022				375,000		375,000
Future Funding						0
TOTAL COST	183,000	27,500	0	8,962,790	36,000	9,209,290

PROJECT SPECIFICATIONS

PROJECT DESCRIPTION:
Repairs to street, drainage and sidewalk infrastructure which have failed and need to be repaired.

PROJECT JUSTIFICATION:
To alleviate deteriorated street conditions.

PROJECT PRIORITY: A

START DATE: On Going **EST TIME TO COMPLETE:** As Needed

OPERATING BUDGET EFFECT:

NONE
 N/A
 SEE DETAIL

SHEET A 2017-2018/2021-2022 CAPITAL IMPROVEMENTS PROGRAM

PROJECT TITLE: Sugarhouse Road Phase 1	PROJECT CATEGORY: Streets
PROJECT NUMBER: 269007	COUNCIL DISTRICT # 3
DIVISION: Public Works	DEPARTMENT: Engineering

PROJECT BUDGET

REVENUE BREAKDOWN

REVENUE SOURCES	SALES TAX	STATE FUNDS	PROPERTY TAX 2008	UTILITY FUNDS	SALES TAX BONDS 2008	TOTAL
PRIOR BDGTS	1,604,291	7,200,000	1,487,656	953,713	1,569,376	12,815,036
PRIOR EXP	1,502,035		1,487,656	713,346	1,569,376	5,272,413
BUDGET C/O	102,256	7,200,000	0	240,367	0	7,542,623
2017-2018						0
2018-2019						0
2019-2020						0
2020-2021						0
2021-2022						0
Future Funding	700,000	2,800,000				3,500,000
TOTAL COST	2,304,291	10,000,000	1,487,656	953,713	1,569,376	16,315,036

EXPENDITURE BREAKDOWN

EXPENDITURE BREAKDOWN	ENGINEERING	TESTING	LAND ACQUISITION	CONSTRUCTION	OTHER	TOTAL
PRIOR BDGTS	457,903	7,863	624,796	11,625,710	98,764	12,815,036
2017-2018						0
2018-2019						0
2019-2020						0
2020-2021						0
2021-2022						0
Future Funding				3,500,000		3,500,000
TOTAL COST	457,903	7,863	624,796	15,125,710	98,764	16,315,036

PROJECT SPECIFICATIONS

PROJECT DESCRIPTION:
Construct two traffic lanes measuring 12' wide with 10' and 8' shoulders along with necessary street and drainage appurtenances from the relocation of New York Ave. (La. 1208-1) along Sugarhouse Road towards Bayou Hynson approximately 1100 linear feet past Lincoln Road.

PROJECT JUSTIFICATION:
Drainage improvements are needed to accommodate the required drainage for the relocation of New York Ave. (La. 1208-1) since our existing drainage facilities will be unable to handle the increased design flow from La 1208-1 to Bayou Hynson. The Master Street Plan indicates a proposed street improvement connecting MacArthur Drive To La. Highway 1. By implementing the Master Street Plan we will not only construct a proposed street improvement but also construct drainage improvements which are shown on the Master Drainage Plan.

PROJECT PRIORITY: A

START DATE: 2019 **EST TIME TO COMPLETE:** 1 Year

OPERATING BUDGET EFFECT:
 NONE N/A SEE DETAIL

SHEET A 2017-2018/2021-2022 CAPITAL IMPROVEMENTS PROGRAM

PROJECT TITLE: Jackson Street at Horseshoe Drive		PROJECT CATEGORY: Streets	
PROJECT NUMBER: 269801		COUNCIL DISTRICT # 4 & 5	
DIVISION: Public Works		DEPARTMENT: Engineering	

**PROJECT BUDGET
REVENUE BREAKDOWN**

REVENUE SOURCES				SALES TAX	FEDERAL FUNDS	TOTAL
PRIOR BDGTS				727,000		727,000
PRIOR EXP				100,368		100,368
BUDGET C/O				626,632		626,632
2017-2018						0
2018-2019						0
2019-2020						0
2020-2021						0
2021-2022						0
Future Funding						0
TOTAL COST				204,500		727,000

EXPENDITURE BREAKDOWN

EXPENDITURE BREAKDOWN	ENGINEERING	TESTING	LAND ACQUISITION	CONSTRUCTION	OTHER	TOTAL
PRIOR BDGTS	126,000	3,500	180,500	402,000	15,000	727,000
2017-2018						0
2018-2019						0
2019-2020						0
2020-2021						0
2021-2022						0
Future Funding						0
TOTAL COST	126,000	3,500	180,500	402,000	15,000	727,000

PROJECT SPECIFICATIONS

PROJECT DESCRIPTION:
Installation of 8" concrete pavement with curb, reinforce concrete pipe, catch basins, traffic control devices and all required street and drainage appurtenances at the intersection of Jackson Street and Horseshoe Drive.

PROJECT JUSTIFICATION:
Reconstruct the intersection of Jackson Street and Horseshoe Drive due to increase traffic flow. Horseshoe Drive to be widen from two lanes to three lanes, Twin Bridges Road from two lanes to three lanes, Jackson Street from four lanes to five lanes and Lodi Road from two lanes to four lanes.

PROJECT PRIORITY: A

START DATE: 2019 **EST TIME TO COMPLETE:** 1 Year

OPERATING BUDGET EFFECT:
 NONE N/A SEE DETAIL

SHEET A 2017-2018/2021-2022 CAPITAL IMPROVEMENTS PROGRAM

PROJECT TITLE: Street Improvements & Repair	PROJECT CATEGORY: Streets
PROJECT NUMBER: 260407	COUNCIL DISTRICT # All
DIVISION: Public Works	DEPARTMENT: Engineering

PROJECT BUDGET

REVENUE BREAKDOWN

REVENUE SOURCES	SALES TAX	SALES TAX BONDS 2008	LIMITED TAX BONDS 2008	PROPERTY TAX 2008	PROPERTY TAX 2003	TOTAL
PRIOR BDGTS	158,559	244,854	986,508	684,141	2,883,070	4,957,132
PRIOR EXP	134,200	244,854	986,508	549,562	2,883,070	4,798,194
BUDGET C/O	24,359	0	0	134,579	0	158,938
2017-2018				50,000		50,000
2018-2019				50,000		50,000
2019-2020	50,000					50,000
2020-2021	50,000					50,000
2021-2022	50,000					50,000
Future Funding						0
TOTAL COST	308,559	244,854	986,508	784,141	2,883,070	5,207,132

EXPENDITURE BREAKDOWN

EXPENDITURE BREAKDOWN	ENGINEERING	TESTING	LAND ACQUISITION	CONSTRUCTION	OTHER	TOTAL
PRIOR BDGTS	100,000			4,857,132		4,957,132
2017-2018				50,000		50,000
2018-2019				50,000		50,000
2019-2020				50,000		50,000
2020-2021				50,000		50,000
2021-2022				50,000		50,000
Future Funding						0
TOTAL COST	100,000	0	0	5,107,132	0	5,207,132

PROJECT SPECIFICATIONS

PROJECT DESCRIPTION:
Repair streets though out City.

PROJECT JUSTIFICATION:
There are numerous streets that have failed concrete pavement which needs to be repaired. The 2003 Property Tax call includes funds, that can be made available to assist in repairing streets.

PROJECT PRIORITY: A

START DATE: Ongoing **EST TIME TO COMPLETE:** Ongoing

OPERATING BUDGET EFFECT:

NONE
 N/A
 SEE DETAIL

SHEET A 2017-2018/2021-2022 CAPITAL IMPROVEMENTS PROGRAM

PROJECT TITLE: Aerial Photography		PROJECT CATEGORY: Streets	
PROJECT NUMBER: 260507		COUNCIL DISTRICT # All	
DIVISION: Public Works		DEPARTMENT: Engineering	

**PROJECT BUDGET
REVENUE BREAKDOWN**

REVENUE SOURCES					SALES TAX	TOTAL
PRIOR BDGTS					305,000	305,000
PRIOR EXP					134,448	134,448
BUDGET C/O					170,554	170,554
2017-2018					15,000	15,000
2018-2019					15,000	15,000
2019-2020					15,000	15,000
2020-2021					15,000	15,000
2021-2022					15,000	15,000
Future Funding						0
TOTAL COST					380,000	380,000

EXPENDITURE BREAKDOWN

EXPENDITURE BREAKDOWN	ENGINEERING	TESTING	LAND ACQUISITION	CONSTRUCTION	OTHER	TOTAL
PRIOR BDGTS					305,000	305,000
2017-2018					15,000	15,000
2018-2019					15,000	15,000
2019-2020					15,000	15,000
2020-2021					15,000	15,000
2021-2022					15,000	15,000
Future Funding						0
TOTAL COST					380,000	380,000

PROJECT SPECIFICATIONS

PROJECT DESCRIPTION:
Aerial photos of the City in computer files.

PROJECT JUSTIFICATION:
The City is involved with numerous Capital Projects. The use of current aerial photos, in computer files, assist the City in determining the scope of proposed projects and a visual map that provides the concept of the proposed improvements before the project is actually designed.

PROJECT PRIORITY: A

START DATE: On Going **EST TIME TO COMPLETE:** On Going

OPERATING BUDGET EFFECT:
 NONE N/A SEE DETAIL

SHEET A 2017-2018/2021-2022 CAPITAL IMPROVEMENTS PROGRAM

PROJECT TITLE: North Mall - North Boulevard to Sterkx Road	PROJECT CATEGORY: Streets
PROJECT NUMBER: 260604	COUNCIL DISTRICT # 4
DIVISION: Public Works	DEPARTMENT: Engineering

PROJECT BUDGET

REVENUE BREAKDOWN

REVENUE SOURCES	PROPERTY TAX 2008	SALES TAX BONDS 2008	UTILITY FUNDS	SALES TAX	SALES TAX BONDS 2004	TOTAL
PRIOR BDGTS	137,760	12,240		657,132	2,868	810,000
PRIOR EXP		12,240		331,900	2,868	347,008
BUDGET C/O	137,760	0		325,232	0	462,992
2017-2018						0
2018-2019						0
2019-2020						0
2020-2021						0
2021-2022						0
Future Funding	3,000,000					3,000,000
TOTAL COST	3,137,760	12,240	0	657,132	2,868	3,810,000

EXPENDITURE BREAKDOWN

EXPENDITURE BREAKDOWN	ENGINEERING	TESTING	LAND ACQUISITION	CONSTRUCTION	OTHER	TOTAL
PRIOR BDGTS	385,000		425,000			810,000
2017-2018						0
2018-2019						0
2019-2020						0
2020-2021						0
2021-2022						0
Future Funding				3,000,000		3,000,000
TOTAL COST	385,000	0	425,000	3,000,000	0	3,810,000

PROJECT SPECIFICATIONS

PROJECT DESCRIPTION:
Widen North Mall Drive from Sterkx Road to North Boulevard by adding additional travel lanes and improved radii.

PROJECT JUSTIFICATION:
The traffic from I-49 to the mall and area businesses has increased. North Mall from Lee Street to Sterkx Road is under construction to widen to improve the flow of traffic.

PROJECT PRIORITY: A

START DATE: 2019 **EST TIME TO COMPLETE:** Six Months

OPERATING BUDGET EFFECT:
 NONE N/A SEE DETAIL

SHEET A 2017-2018/2021-2022 CAPITAL IMPROVEMENTS PROGRAM

PROJECT TITLE: Land Acquisitions	PROJECT CATEGORY: Streets
PROJECT NUMBER: 260608	COUNCIL DISTRICT # 5
DIVISION: Public Works	DEPARTMENT: Engineering

**PROJECT BUDGET
REVENUE BREAKDOWN**

REVENUE SOURCES					SALES TAX	TOTAL
PRIOR BDGTS					794,000	794,000
PRIOR EXP					629,701	629,701
BUDGET C/O					164,299	164,299
2017-2018						0
2018-2019					50,000	50,000
2019-2020						0
2020-2021					50,000	50,000
2021-2022						0
Future Funding						0
TOTAL COST					894,000	894,000

EXPENDITURE BREAKDOWN

EXPENDITURE BREAKDOWN	ENGINEERING	TESTING	LAND ACQUISITION	CONSTRUCTION	OTHER	TOTAL
PRIOR BDGTS			794,000			794,000
2017-2018						0
2018-2019			50,000			50,000
2019-2020						0
2020-2021			50,000			50,000
2021-2022						0
Future Funding						
TOTAL COST			894,000			894,000

PROJECT SPECIFICATIONS

PROJECT DESCRIPTION:
Purchase right-of-way for various City projects.

PROJECT JUSTIFICATION:
With construction of new projects and improvements to existing infrastructure, these funds can be readily accessible to aid in speeding the design and construction of these improvements.

PROJECT PRIORITY: A

START DATE: Ongoing **EST TIME TO COMPLETE:** Ongoing

OPERATING BUDGET EFFECT:

NONE
 N/A
 SEE DETAIL

SHEET A 2017-2018/2021-2022 CAPITAL IMPROVEMENTS PROGRAM

PROJECT TITLE: Traffic Signal Renovations		PROJECT CATEGORY: Streets	
PROJECT NUMBER: 261002		COUNCIL DISTRICT # 5	
DIVISION: Public Works		DEPARTMENT: Engineering	

**PROJECT BUDGET
REVENUE BREAKDOWN**

REVENUE SOURCES					SALES TAX	TOTAL
PRIOR BDGTS					626,700	626,700
PRIOR EXP					259,630	259,630
BUDGET C/O					367,070	367,070
2017-2018					25,000	25,000
2018-2019						0
2019-2020					25,000	25,000
2020-2021						0
2021-2022						0
Future Funding						0
TOTAL COST					676,700	676,700

EXPENDITURE BREAKDOWN

EXPENDITURE BREAKDOWN	ENGINEERING	TESTING	LAND ACQUISITION	CONSTRUCTION	OTHER	TOTAL
PRIOR BDGTS					626,700	626,700
2017-2018					25,000	25,000
2018-2019						0
2019-2020					25,000	25,000
2020-2021						0
2021-2022						0
Future Funding						0
TOTAL COST					676,700	676,700

PROJECT SPECIFICATIONS

PROJECT DESCRIPTION:
Renovate traffic signals with controllers, LEDs, cameras, and other related traffic control devices.

PROJECT JUSTIFICATION:
Many of existing signal controllers are in need of updating. The LED retrofit will save on maintenance labor as well as energy use. The cameras replace troublesome ground loops as traffic detectors.

PROJECT PRIORITY: A

START DATE: Ongoing **EST TIME TO COMPLETE:** Ongoing

OPERATING BUDGET EFFECT:
 NONE N/A SEE DETAIL

SHEET A 2017-2018/2021-2022 CAPITAL IMPROVEMENTS PROGRAM

PROJECT TITLE: Citywide Directional Signage		PROJECT CATEGORY: Streets	
PROJECT NUMBER: 261003		COUNCIL DISTRICT # 5	
DIVISION: Public Works		DEPARTMENT: Engineering	

PROJECT BUDGET

REVENUE BREAKDOWN

REVENUE SOURCES	SALES TAX	SALES TAX BONDS 2008	LTD TAX BONDS 2008	TOTAL
PRIOR BDGTS	105,133	790,586	317,531	1,213,250
PRIOR EXP	24,113	790,586	317,531	1,132,230
BUDGET C/O	81,020	0	0	81,020
2017-2018				0
2018-2019				0
2019-2020				0
2020-2021				0
2021-2022				0
Future Funding				0
TOTAL COST	105,133	790,586	317,531	1,213,250

EXPENDITURE BREAKDOWN

EXPENDITURE BREAKDOWN	ENGINEERING	TESTING	LAND ACQUISITION	CONSTRUCTION	OTHER	TOTAL
PRIOR BDGTS					1,213,250	1,213,250
2017-2018						0
2018-2019						0
2019-2020						0
2020-2021						0
2021-2022						0
Future Funding						0
TOTAL COST					1,213,250	1,213,250

PROJECT SPECIFICATIONS

PROJECT DESCRIPTION:
Design and construction of a public wayfinding, district identity, gateway and interpretive signage system for the City.

PROJECT JUSTIFICATION:
This will enable visitors and local citizens to more readily navigate in the City.

PROJECT PRIORITY: A

START DATE: Ongoing **EST TIME TO COMPLETE:** Ongoing

OPERATING BUDGET EFFECT:
 NONE N/A SEE DETAIL

SHEET A 2017-2018/2021-2022 CAPITAL IMPROVEMENTS PROGRAM

PROJECT TITLE: MPO Street Overlays		PROJECT CATEGORY: Streets	
PROJECT NUMBER: 261201		COUNCIL DISTRICT # 3	
DIVISION: Public Works		DEPARTMENT: Engineering	

**PROJECT BUDGET
REVENUE BREAKDOWN**

REVENUE SOURCES				FEDERAL FUNDS	SALES TAX	TOTAL
PRIOR BDGTS				4,544,233	1,500,000	6,044,233
PRIOR EXP				4,544,233	1,417,724	5,961,957
BUDGET C/O				0	82,276	82,276
2017-2018					(82,276)	(82,276)
2018-2019						0
2019-2020						0
2020-2021						0
2021-2022						0
Future Funding						0
TOTAL COST				4,544,233	1,417,724	5,961,957

EXPENDITURE BREAKDOWN

EXPENDITURE BREAKDOWN	ENGINEERING	TESTING	LAND ACQUISITION	CONSTRUCTION	OTHER	TOTAL
PRIOR BDGTS				6,044,233		6,044,233
2017-2018				(82,276)		(82,276)
2018-2019						0
2019-2020						0
2020-2021						0
2021-2022						0
Future Funding						0
TOTAL COST				5,961,957	0	5,961,957

PROJECT SPECIFICATIONS

PROJECT DESCRIPTION: Resurfacing and reconstruction of multiple streets in the City.	
PROJECT JUSTIFICATION: Streets are in deteriorated condition and need repair. This is funded 80% by FHWA/DOTD with a match of 20% City funds.	
PROJECT PRIORITY: A	
START DATE: February 2010	EST TIME TO COMPLETE: 1 Year
OPERATING BUDGET EFFECT:	
<input checked="" type="checkbox"/> NONE	<input type="checkbox"/> N/A
	<input type="checkbox"/> SEE DETAIL

SHEET A 2017-2018/2021-2022 CAPITAL IMPROVEMENTS PROGRAM

PROJECT TITLE: Masonic Drive Corridor Improvements Ph 2	PROJECT CATEGORY: Streets
PROJECT NUMBER: 261203	COUNCIL DISTRICT # 4
DIVISION: Public Works	DEPARTMENT: Engineering

PROJECT BUDGET

REVENUE BREAKDOWN

REVENUE SOURCES	STATE FUNDS	SALES TAX BONDS 2008	SALES TAX	TOTAL
PRIOR BDGTS	1,796,600	9,000	481,000	2,286,600
PRIOR EXP		9,000	156,685	165,685
BUDGET C/O	1,796,600	0	324,315	2,120,915
2017-2018				0
2018-2019				0
2019-2020				0
2020-2021				0
2021-2022				0
Future Funding				0
TOTAL COST	1,796,600	9,000	481,000	2,286,600

EXPENDITURE BREAKDOWN

EXPENDITURE BREAKDOWN	ENGINEERING	TESTING	LAND ACQUISITION	CONSTRUCTION	OTHER	TOTAL
PRIOR BDGTS				2,286,600		2,286,600
2017-2018						0
2018-2019						0
2019-2020						0
2020-2021						0
2021-2022						0
Future Funding						0
TOTAL COST				2,286,600	0	2,286,600

PROJECT SPECIFICATIONS

PROJECT DESCRIPTION:
Sidewalk additions from Texas Avenue to the Service Road near the South Circle.

PROJECT JUSTIFICATION:
Improve safety for pedestrians along the Masonic Drive commercial corridor.

PROJECT PRIORITY: A

START DATE: 2019 **EST TIME TO COMPLETE:** 1 Year

OPERATING BUDGET EFFECT:
 NONE N/A SEE DETAIL

SHEET A 2017-2018/2021-2022 CAPITAL IMPROVEMENTS PROGRAM

PROJECT TITLE: Directional Signage & Striping	PROJECT CATEGORY: Streets
PROJECT NUMBER: 261302	COUNCIL DISTRICT # 3
DIVISION: Public Works	DEPARTMENT: Engineering

**PROJECT BUDGET
REVENUE BREAKDOWN**

REVENUE SOURCES	SALES TAX BONDS 2008	SALES TAX	TOTAL
PRIOR BDGTS	16,741	273,259	290,000
PRIOR EXP	16,741	194,168	210,909
BUDGET C/O	0	79,091	79,091
2017-2018		50,000	50,000
2018-2019		50,000	50,000
2019-2020		50,000	50,000
2020-2021		50,000	50,000
2021-2022		50,000	50,000
Future Funding			0
TOTAL COST	16,741	523,259	540,000

EXPENDITURE BREAKDOWN

EXPENDITURE BREAKDOWN	ENGINEERING	TESTING	LAND ACQUISITION	CONSTRUCTION	OTHER	TOTAL
PRIOR BDGTS					290,000	290,000
2017-2018					50,000	50,000
2018-2019					50,000	50,000
2019-2020					50,000	50,000
2020-2021					50,000	50,000
2021-2022					50,000	50,000
Future Funding						0
TOTAL COST					540,000	540,000

PROJECT SPECIFICATIONS

PROJECT DESCRIPTION:
Improve signage and striping for vehicular traffic throughout the City.

PROJECT JUSTIFICATION:
Assist in directing citizens to points of interest such as cultural activities.

PROJECT PRIORITY: A

START DATE: Ongoing **EST TIME TO COMPLETE:** Ongoing

OPERATING BUDGET EFFECT:

NONE
 N/A
 SEE DETAIL

SHEET A 2017-2018/2021-2022 CAPITAL IMPROVEMENTS PROGRAM

PROJECT TITLE: MPO Versailles Lighting		PROJECT CATEGORY: Streets	
PROJECT NUMBER: 261304		COUNCIL DISTRICT # 3	
DIVISION: Public Works		DEPARTMENT: Engineering	

PROJECT BUDGET

REVENUE BREAKDOWN

REVENUE SOURCES				PROPERTY TAX - 2008	SALES TAX BONDS 2008	TOTAL
PRIOR BDGTS				359,374	190,626	550,000
PRIOR EXP				82,381	190,626	273,007
BUDGET C/O				276,993	0	276,993
2017-2018						0
2018-2019						0
2019-2020						0
2020-2021						0
2021-2022						0
Future Funding						0
TOTAL COST				359,374	190,626	550,000

EXPENDITURE BREAKDOWN

EXPENDITURE BREAKDOWN	ENGINEERING	TESTING	LAND ACQUISITION	CONSTRUCTION	OTHER	TOTAL
PRIOR BDGTS					550,000	550,000
2017-2018						0
2018-2019						0
2019-2020						0
2020-2021						0
2021-2022						0
Future Funding						0
TOTAL COST					550,000	550,000

PROJECT SPECIFICATIONS

PROJECT DESCRIPTION:
Provide and upgrade existing street lighting on Versailles Boulevard from Jackson Street Extension to Coliseum Boulevard.

PROJECT JUSTIFICATION:
Improve and enhance lighting for vehicular and pedestrian traffic.

PROJECT PRIORITY: A

START DATE: 2016 **EST TIME TO COMPLETE:** 1 Year

OPERATING BUDGET EFFECT:
 NONE
 N/A
 SEE DETAIL

SHEET A 2017-2018/2021-2022 CAPITAL IMPROVEMENTS PROGRAM

PROJECT TITLE: MPO Sidewalk Improvements- Monroe Street	PROJECT CATEGORY: Streets
PROJECT NUMBER: 261307	COUNCIL DISTRICT # 3
DIVISION: Public Works	DEPARTMENT: Engineering

PROJECT BUDGET

REVENUE BREAKDOWN

REVENUE SOURCES	SALES TAX BONDS 2008	FEDERAL FUNDS	PROPERTY TAX - 2008	TOTAL
PRIOR BDGTS	153,228	1,142,623	268,659	1,564,510
PRIOR EXP	153,228	1,142,623	172,554	1,468,405
BUDGET C/O	0	0	96,105	96,105
2017-2018			(96,105)	(96,105)
2018-2019				0
2019-2020				0
2020-2021				0
2021-2022				0
Future Funding				0
TOTAL COST	153,228	1,142,623	172,554	1,468,405

EXPENDITURE BREAKDOWN

EXPENDITURE BREAKDOWN	ENGINEERING	TESTING	LAND ACQUISITION	CONSTRUCTION	OTHER	TOTAL
PRIOR BDGTS				1,414,510	150,000	1,564,510
2017-2018				(96,105)		(96,105)
2018-2019						0
2019-2020						0
2020-2021						0
2021-2022						0
Future Funding						0
TOTAL COST	0	0	0	1,318,405	150,000	1,468,405

PROJECT SPECIFICATIONS

PROJECT DESCRIPTION:
Construction of sidewalk along Monroe corridor and Texas Avenue corridor where none exist. Also will construct handicap ramps at intersections on Texas Avenue. 80% of construction costs will be funded by the State.

PROJECT JUSTIFICATION:
Improve pedestrian safety in 2 heavily traveled corridors.

PROJECT PRIORITY: A

START DATE: February 2010 **EST TIME TO COMPLETE:** 1 Year

OPERATING BUDGET EFFECT:
 NONE N/A SEE DETAIL

SHEET A 2017-2018/2021-2022 CAPITAL IMPROVEMENTS PROGRAM

PROJECT TITLE: Hudson Bridge Chatlain Canal	PROJECT CATEGORY: Streets
PROJECT NUMBER: 261501	COUNCIL DISTRICT # 3
DIVISION: Public Works	DEPARTMENT: Engineering

PROJECT BUDGET

REVENUE BREAKDOWN

REVENUE SOURCES				SALES TAX	PROPERTY TAX - 2008	TOTAL
PRIOR BDGTS				750,000	200,000	950,000
PRIOR EXP					108,696	108,696
BUDGET C/O				750,000	91,304	841,304
2017-2018					450,000	450,000
2018-2019						0
2019-2020						0
2020-2021						0
2021-2022						0
Future Funding						0
TOTAL COST					650,000	1,400,000

EXPENDITURE BREAKDOWN

EXPENDITURE BREAKDOWN	ENGINEERING	TESTING	LAND ACQUISITION	CONSTRUCTION	OTHER	TOTAL
PRIOR BDGTS	200,000			750,000		950,000
2017-2018				450,000		450,000
2018-2019				0		0
2019-2020						0
2020-2021						0
2021-2022						0
Future Funding						0
TOTAL COST	200,000	0	0	1,200,000	0	1,400,000

PROJECT SPECIFICATIONS

PROJECT DESCRIPTION: Replace existing bridge on Hudson Road as it crosses the Chatlain Canal.	
PROJECT JUSTIFICATION: The bridge is in need of replacement due to deteriorated piling. Load limits have been reduced and further decay could result in the closure of the bridge.	
PROJECT PRIORITY: A	
START DATE: 2019	EST TIME TO COMPLETE: 2 Years
OPERATING BUDGET EFFECT:	
<input checked="" type="checkbox"/> NONE	<input type="checkbox"/> N/A
	<input type="checkbox"/> SEE DETAIL

SHEET A 2017-2018/2021-2022 CAPITAL IMPROVEMENTS PROGRAM

PROJECT TITLE: Prescott Road Sidewalk Improvement		PROJECT CATEGORY: Streets	
PROJECT NUMBER: 261601		COUNCIL DISTRICT # 4	
DIVISION: Public Works		DEPARTMENT: Engineering	

PROJECT BUDGET

REVENUE BREAKDOWN

REVENUE SOURCES					SALES TAX	TOTAL
PRIOR BDGTS					427,500	427,500
PRIOR EXP					321,876	321,876
BUDGET C/O					105,624	105,624
2017-2018					(105,624)	(105,624)
2018-2019						0
2019-2020						0
2020-2021						0
2021-2022						0
Future Funding						0
TOTAL COST					321,876	321,876

EXPENDITURE BREAKDOWN

EXPENDITURE BREAKDOWN	ENGINEERING	TESTING	LAND ACQUISITION	CONSTRUCTION	OTHER	TOTAL
PRIOR BDGTS					427,500	427,500
2017-2018					(105,624)	(105,624)
2018-2019						0
2019-2020						0
2020-2021						0
2021-2022						0
Future Funding						0
TOTAL COST					321,876	321,876

PROJECT SPECIFICATIONS

PROJECT DESCRIPTION: Construct new sidewalks along Prescott Road between Cherokee Elementary School and Brame Middle School.	
PROJECT JUSTIFICATION: Provide alternative transportation means in order to alleviate private vehicle congestion.	
PROJECT PRIORITY: A	
START DATE: 2015	EST TIME TO COMPLETE: 2 Years
OPERATING BUDGET EFFECT:	
<input checked="" type="checkbox"/> NONE	<input type="checkbox"/> N/A
	<input type="checkbox"/> SEE DETAIL

SHEET A 2017-2018/2021-2022 CAPITAL IMPROVEMENTS PROGRAM

PROJECT TITLE: MPO Panel Replacement		PROJECT CATEGORY: Streets	
PROJECT NUMBER: 261602		COUNCIL DISTRICT # N/A	
DIVISION: Public Works		DEPARTMENT: Engineering	

PROJECT BUDGET

REVENUE BREAKDOWN

REVENUE SOURCES				FEDERAL FUNDS	SALES TAX	TOTAL
PRIOR BDGTS				2,500,000	1,004,000	3,504,000
PRIOR EXP					229,648	229,648
BUDGET C/O				2,500,000	774,352	3,274,352
2017-2018						0
2018-2019						0
2019-2020						0
2020-2021						0
2021-2022						0
Future Funding						0
TOTAL COST					1,004,000	3,504,000

EXPENDITURE BREAKDOWN

EXPENDITURE BREAKDOWN	ENGINEERING	TESTING	LAND ACQUISITION	CONSTRUCTION	OTHER	TOTAL
PRIOR BDGTS	504,000			3,000,000		3,504,000
2017-2018						0
2018-2019						0
2019-2020						0
2020-2021						0
2021-2022						0
Future Funding						0
TOTAL COST	504,000	0	0	3,000,000	0	3,504,000

PROJECT SPECIFICATIONS

PROJECT DESCRIPTION:
 Repair and replacement of Portland Cement Concrete Pavement streets on Grove Lane, Mil Mar Boulevard, Lisa Street, and Windemere.

PROJECT JUSTIFICATION:
 These streets are in need of extensive repair or reconstruction. Federal funding through the Metropolitan Planning Organization (MPO) will provide 80% of the construction costs.

PROJECT PRIORITY: A

START DATE: 2019 **EST TIME TO COMPLETE:** 2 Years

OPERATING BUDGET EFFECT:

NONE N/A SEE DETAIL

SHEET A 2017-2018/2021-2022 CAPITAL IMPROVEMENTS PROGRAM

PROJECT TITLE: Industrial Park Road Reconstruction	PROJECT CATEGORY: Streets
PROJECT NUMBER: 261603	COUNCIL DISTRICT # 3
DIVISION: Public Works	DEPARTMENT: Engineering

PROJECT BUDGET

REVENUE BREAKDOWN

REVENUE SOURCES	FEDERAL FUNDS	SALES TAX	TOTAL
PRIOR BDGTS	480,000	150,000	630,000
PRIOR EXP		77,198	77,198
BUDGET C/O	480,000	72,802	552,802
2017-2018		100,000	100,000
2018-2019			0
2019-2020			0
2020-2021			0
2021-2022			0
Future Funding			0
TOTAL COST	480,000	250,000	730,000

EXPENDITURE BREAKDOWN

EXPENDITURE BREAKDOWN	ENGINEERING	TESTING	LAND ACQUISITION	CONSTRUCTION	OTHER	TOTAL
PRIOR BDGTS	150,000			480,000		630,000
2017-2018				100,000		100,000
2018-2019						0
2019-2020						0
2020-2021						0
2021-2022						0
Future Funding						0
TOTAL COST	150,000	0	0	580,000	0	730,000

PROJECT SPECIFICATIONS

PROJECT DESCRIPTION:
Patch existing base road failures and overlay existing surfacing with 4" Asphaltic Concrete pavement.

PROJECT JUSTIFICATION:
Existing road way is over 30 years old, reaching the end of useful life. Failures in the surfacing have resulted in base failures. With the growth of activity at the port, increased traffic loading is expected shortly.

PROJECT PRIORITY: A

START DATE: 2018 **EST TIME TO COMPLETE:** 1 Year

OPERATING BUDGET EFFECT:
 NONE N/A SEE DETAIL

SHEET A 2017-2018/2021-2022 CAPITAL IMPROVEMENTS PROGRAM

PROJECT TITLE: Cloverleaf Boulevard Extension	PROJECT CATEGORY: Streets
PROJECT NUMBER: 261604	COUNCIL DISTRICT # 5
DIVISION: Public Works	DEPARTMENT: Engineering

PROJECT BUDGET

REVENUE BREAKDOWN

REVENUE SOURCES	PROPERTY TAX - 2008	SALES TAX	TOTAL
PRIOR BDGTS	210,900	789,100	1,000,000
PRIOR EXP	210,900	427,624	638,524
BUDGET C/O	0	361,476	361,476
2017-2018			0
2018-2019			0
2019-2020			0
2020-2021			0
2021-2022			0
Future Funding			0
TOTAL COST	210,900	789,100	1,000,000

EXPENDITURE BREAKDOWN

EXPENDITURE BREAKDOWN	ENGINEERING	TESTING	LAND ACQUISITION	CONSTRUCTION	OTHER	TOTAL
PRIOR BDGTS				1,000,000		1,000,000
2017-2018						0
2018-2019						0
2019-2020						0
2020-2021						0
2021-2022						0
Future Funding						0
TOTAL COST				1,000,000	0	1,000,000

PROJECT SPECIFICATIONS

PROJECT DESCRIPTION:
Existing road is 8" thick PCC pavement with open drainage. Project will add lane space and subsurface drainage.

PROJECT JUSTIFICATION:
Private development of the land south of Cloverleaf has increased traffic demands.

PROJECT PRIORITY: A

START DATE: 2018 **EST TIME TO COMPLETE:** 1 Year

OPERATING BUDGET EFFECT:
 NONE N/A SEE DETAIL

SHEET A 2017-2018/2021-2022 CAPITAL IMPROVEMENTS PROGRAM

PROJECT TITLE: City Park Bridge Repairs		PROJECT CATEGORY: Streets	
PROJECT NUMBER: 261701		COUNCIL DISTRICT # 4	
DIVISION: Public Works		DEPARTMENT: Engineering	

**PROJECT BUDGET
REVENUE BREAKDOWN**

REVENUE SOURCES					SALES TAX	TOTAL
PRIOR BDGTS					225,000	225,000
PRIOR EXP						0
BUDGET C/O					225,000	225,000
2017-2018						0
2018-2019						0
2019-2020						0
2020-2021						0
2021-2022						0
Future Funding						0
TOTAL COST					225,000	225,000

EXPENDITURE BREAKDOWN

EXPENDITURE BREAKDOWN	ENGINEERING	TESTING	LAND ACQUISITION	CONSTRUCTION	OTHER	TOTAL
PRIOR BDGTS				225,000		225,000
2017-2018						0
2018-2019						0
2019-2020						0
2020-2021						0
2021-2022						0
Future Funding						0
TOTAL COST	0	0	0	225,000	0	225,000

PROJECT SPECIFICATIONS

PROJECT DESCRIPTION:
Reconstruction of headwalls on Hynson Bayou crossing structure as existing are in poor condition.

PROJECT JUSTIFICATION:
Existing headwalls are failing and loss of material under roadway is leading to settlement and failure of the roadway.

PROJECT PRIORITY: A
START DATE: 2018 **EST TIME TO COMPLETE:** 2 months
OPERATING BUDGET EFFECT:
 NONE N/A SEE DETAIL

SHEET A 2017-2018/2021-2022 CAPITAL IMPROVEMENTS PROGRAM

PROJECT TITLE: Horseshoe Drive Improvements	PROJECT CATEGORY: Streets
PROJECT NUMBER: 261702	COUNCIL DISTRICT # 4
DIVISION: Public Works	DEPARTMENT: Engineering

**PROJECT BUDGET
REVENUE BREAKDOWN**

REVENUE SOURCES					SALES TAX	TOTAL
PRIOR BDGTS					200,000	200,000
PRIOR EXP						0
BUDGET C/O					200,000	200,000
2017-2018						0
2018-2019						0
2019-2020						0
2020-2021						0
2021-2022						0
Future Funding						0
TOTAL COST					200,000	200,000

EXPENDITURE BREAKDOWN

EXPENDITURE BREAKDOWN	ENGINEERING	TESTING	LAND ACQUISITION	CONSTRUCTION	OTHER	TOTAL
PRIOR BDGTS					200,000	200,000
2017-2018						0
2018-2019						0
2019-2020						0
2020-2021						0
2021-2022						0
Future Funding						0
TOTAL COST	0	0	0	0	200,000	200,000

PROJECT SPECIFICATIONS

PROJECT DESCRIPTION:
Cold plane, patch, and resurface existing roadway.

PROJECT JUSTIFICATION:
This is a heavily traveled roadway that is starting to suffer from deteriorated surfacing and base failures.

PROJECT PRIORITY: A

START DATE: 2019 **EST TIME TO COMPLETE:** 2 Years

OPERATING BUDGET EFFECT:

NONE
 N/A
 SEE DETAIL

SHEET A 2017-2018/2021-2022 CAPITAL IMPROVEMENTS PROGRAM

PROJECT TITLE: North 16th Street Bridge Replacement	PROJECT CATEGORY: Streets
PROJECT NUMBER: 261801	COUNCIL DISTRICT # 3
DIVISION: Public Works	DEPARTMENT: Engineering

PROJECT BUDGET

REVENUE BREAKDOWN

REVENUE SOURCES				PROPERTY TAX - 2008	SALES TAX	TOTAL
PRIOR BDGTS						0
PRIOR EXP						0
BUDGET C/D						0
2017-2018				350,000		350,000
2018-2019					1,350,000	1,350,000
2019-2020						0
2020-2021						0
2021-2022						0
Future Funding						0
TOTAL COST				350,000	1,350,000	1,700,000

EXPENDITURE BREAKDOWN

EXPENDITURE BREAKDOWN	ENGINEERING	TESTING	LAND ACQUISITION	CONSTRUCTION	OTHER	TOTAL
PRIOR BDGTS						0
2017-2018		350,000				350,000
2018-2019				1,350,000		1,350,000
2019-2020						0
2020-2021						0
2021-2022						0
Future Funding						0
TOTAL COST	0	350,000	0	1,350,000	0	1,700,000

PROJECT SPECIFICATIONS

PROJECT DESCRIPTION:
Replace existing timber pile/concrete deck bridge with concrete pile/cast-in-place concrete deck bridge.

PROJECT JUSTIFICATION:
Existing bridge is currently closed by Louisiana DOTD due to severely decayed timber piles. Closure has negative effects on public transit in the area.

PROJECT PRIORITY: A
START DATE: 2019 **EST TIME TO COMPLETE:** 1 Year
OPERATING BUDGET EFFECT:
 NONE N/A SEE DETAIL

SHEET A 2017-2018/2021-2022 CAPITAL IMPROVEMENTS PROGRAM

PROJECT TITLE: Pitts Reconstruction/Broadway to Applewhite	PROJECT CATEGORY: Streets
PROJECT NUMBER: 261802	COUNCIL DISTRICT # 3
DIVISION: Public Works	DEPARTMENT: Engineering

PROJECT BUDGET

REVENUE BREAKDOWN

REVENUE SOURCES					PROPERTY TAX - 2008	TOTAL
PRIOR BDGTS						0
PRIOR EXP						0
BUDGET C/O						0
2017-2018					645,000	645,000
2018-2019						0
2019-2020						0
2020-2021						0
2021-2022						0
Future Funding						0
TOTAL COST					645,000	645,000

EXPENDITURE BREAKDOWN

EXPENDITURE BREAKDOWN	ENGINEERING	TESTING	LAND ACQUISITION	CONSTRUCTION	OTHER	TOTAL
PRIOR BDGTS						0
2017-2018	76,000	1,000		568,000		645,000
2018-2019						0
2019-2020						0
2020-2021						0
2021-2022						0
Future Funding						0
TOTAL COST	76,000	1,000	0	568,000	0	645,000

PROJECT SPECIFICATIONS

PROJECT DESCRIPTION:
Reconstruct existing roadway.

PROJECT JUSTIFICATION:
Roadway is severely deteriorated due to poor subgrade material and heavy traffic loading from surrounding industrial zoned properties.

PROJECT PRIORITY: A

START DATE: 2018 **EST TIME TO COMPLETE:** 2 Years

OPERATING BUDGET EFFECT:
 NONE
 N/A
 SEE DETAIL

SHEET A 2017-2018/2021-2022 CAPITAL IMPROVEMENTS PROGRAM

PROJECT TITLE: North Mall/ North to Sterkx Ph 2		PROJECT CATEGORY: Streets	
PROJECT NUMBER: N/A		COUNCIL DISTRICT # 3	
DIVISION: Public Works		DEPARTMENT: Engineering	

PROJECT BUDGET

REVENUE BREAKDOWN

REVENUE SOURCES					SALES TAX	TOTAL
PRIOR BDGTS						0
PRIOR EXP						0
BUDGET C/O						0
2017-2018						0
2018-2019						0
2019-2020						0
2020-2021						0
2021-2022						0
Future Funding					1,250,000	1,250,000
TOTAL COST					1,250,000	1,250,000

EXPENDITURE BREAKDOWN

EXPENDITURE BREAKDOWN	ENGINEERING	TESTING	LAND ACQUISITION	CONSTRUCTION	OTHER	TOTAL
PRIOR BDGTS						0
2017-2018						0
2018-2019						0
2019-2020						0
2020-2021						0
2021-2022						0
Future Funding				1,250,000		1,250,000
TOTAL COST	0	0	0	1,250,000	0	1,250,000

PROJECT SPECIFICATIONS

PROJECT DESCRIPTION:
Continuation of improving the traffic capacity of North Mall Drive.

PROJECT JUSTIFICATION:
By expanding from 3 lanes to 5 lanes, the capacity of this busy street will be significantly upgraded.

PROJECT PRIORITY: A

START DATE: N/A **EST TIME TO COMPLETE:** N/A

OPERATING BUDGET EFFECT:
 NONE
 N/A
 SEE DETAIL

SHEET A 2017-2018/2021-2022 CAPITAL IMPROVEMENTS PROGRAM

PROJECT TITLE: Hudson Boulevard/Eddie Williams to Futrell	PROJECT CATEGORY: Streets
PROJECT NUMBER:	COUNCIL DISTRICT # 3
DIVISION: Public Works	DEPARTMENT: Engineering

**PROJECT BUDGET
REVENUE BREAKDOWN**

REVENUE SOURCES					SALES TAX	TOTAL
PRIOR BDGTS						0
PRIOR EXP						0
BUDGET C/O						0
2017-2018						0
2018-2019						0
2019-2020						0
2020-2021						0
2021-2022					1,620,000	1,620,000
Future Funding						0
TOTAL COST					1,620,000	1,620,000

EXPENDITURE BREAKDOWN

EXPENDITURE BREAKDOWN	ENGINEERING	TESTING	LAND ACQUISITION	CONSTRUCTION	OTHER	TOTAL
PRIOR BDGTS						0
2017-2018						0
2018-2019						0
2019-2020						0
2020-2021						0
2021-2022	170,000	2,000		1,448,000		1,620,000
Future Funding						0
TOTAL COST	170,000	2,000	0	1,448,000	0	1,620,000

PROJECT SPECIFICATIONS

PROJECT DESCRIPTION:
Reconstruct existing HMAC roadway with stabilized base and HMAC roadway.

PROJECT JUSTIFICATION:
Existing roadway and base are failing. Roadway serves as a collector street between LA 1 and US 71/167 (MacArthur Drive).

PROJECT PRIORITY: A
START DATE: N/A **EST TIME TO COMPLETE:** N/A
OPERATING BUDGET EFFECT:
 NONE N/A SEE DETAIL

SHEET A 2017-2018/2021-2022 CAPITAL IMPROVEMENTS PROGRAM

PROJECT TITLE: Tulane Avenue/Lincoln Road to Clinton Street	PROJECT CATEGORY: Streets
PROJECT NUMBER:	COUNCIL DISTRICT # 3
DIVISION: Public Works	DEPARTMENT: Engineering

PROJECT BUDGET

REVENUE BREAKDOWN

REVENUE SOURCES					SALES TAX	TOTAL
PRIOR BDGTS						0
PRIOR EXP						0
BUDGET C/O						0
2017-2018						0
2018-2019						0
2019-2020						0
2020-2021						0
2021-2022					1,630,000	1,630,000
Future Funding						0
TOTAL COST					1,630,000	1,630,000

EXPENDITURE BREAKDOWN

EXPENDITURE BREAKDOWN	ENGINEERING	TESTING	LAND ACQUISITION	CONSTRUCTION	OTHER	TOTAL
PRIOR BDGTS						0
2017-2018						0
2018-2019						0
2019-2020						0
2020-2021						0
2021-2022	180,000	2,000		1,448,000		1,630,000
Future Funding						0
TOTAL COST	180,000	2,000	0	1,448,000	0	1,630,000

PROJECT SPECIFICATIONS

PROJECT DESCRIPTION:
Reconstruction of existing asphaltic concrete roadway.

PROJECT JUSTIFICATION:
Existing roadway base is failing due to extremely poor material. Failures in the base are transferring to the surfacing as evidenced by potholes and excessive rutting.

PROJECT PRIORITY: A

START DATE: N/A **EST TIME TO COMPLETE:** N/A

OPERATING BUDGET EFFECT:
 NONE N/A SEE DETAIL

SHEET A 2017-2018/2021-2022 CAPITAL IMPROVEMENTS PROGRAM

PROJECT TITLE: Olcutt Street/Allen Street to Sterkx Road	PROJECT CATEGORY: Streets
PROJECT NUMBER:	COUNCIL DISTRICT # 3
DIVISION: Public Works	DEPARTMENT: Engineering

PROJECT BUDGET

REVENUE BREAKDOWN

REVENUE SOURCES					SALES TAX	TOTAL
PRIOR BDGTS						0
PRIOR EXP						0
BUDGET C/O						0
2017-2018						0
2018-2019						0
2019-2020						0
2020-2021						0
2021-2022					425,000	425,000
Future Funding						0
TOTAL COST					425,000	425,000

EXPENDITURE BREAKDOWN

EXPENDITURE BREAKDOWN	ENGINEERING	TESTING	LAND ACQUISITION	CONSTRUCTION	OTHER	TOTAL
PRIOR BDGTS						0
2017-2018						0
2018-2019						0
2019-2020						0
2020-2021						0
2021-2022	64,000	1,000		360,000		425,000
Future Funding						0
TOTAL COST	64,000	1,000	0	360,000	0	425,000

PROJECT SPECIFICATIONS

PROJECT DESCRIPTION:
Reconstruction of asphaltic concrete roadway with open ditches to a PCC pavement with subsurface drainage.

PROJECT JUSTIFICATION:
Existing roadway is deteriorating. Open ditches require high maintenance. Remainder of this street is PCC pavement with subsurface drainage.

PROJECT PRIORITY: A

START DATE: N/A **EST TIME TO COMPLETE:** N/A

OPERATING BUDGET EFFECT:
 NONE N/A SEE DETAIL

SHEET A 2017-2018/2021-2022 CAPITAL IMPROVEMENTS PROGRAM

PROJECT TITLE: Provine Place Sidewalks/Ansley Blvd to Versailles Blvd	PROJECT CATEGORY: Streets
PROJECT NUMBER:	COUNCIL DISTRICT # 3
DIVISION: Public Works	DEPARTMENT: Engineering

PROJECT BUDGET

REVENUE BREAKDOWN

REVENUE SOURCES					SALES TAX	TOTAL
PRIOR BDGTS						0
PRIOR EXP						0
BUDGET C/D						0
2017-2018						0
2018-2019						0
2019-2020						0
2020-2021						0
2021-2022					270,000	270,000
Future Funding						0
TOTAL COST					270,000	270,000

EXPENDITURE BREAKDOWN

EXPENDITURE BREAKDOWN	ENGINEERING	TESTING	LAND ACQUISITION	CONSTRUCTION	OTHER	TOTAL
PRIOR BDGTS						0
2017-2018						0
2018-2019						0
2019-2020						0
2020-2021						0
2021-2022	54,000	1,000		215,000		270,000
Future Funding						0
TOTAL COST	54,000	1,000	0	215,000	0	270,000

PROJECT SPECIFICATIONS

PROJECT DESCRIPTION:
Construction of 5' wide and 4" thick sidewalks on both sides of Provine Place.

PROJECT JUSTIFICATION:
Increased residential and commercial growth in the immediate vicinity of the roadway requires facilities to provide a safe and dedicated walkway.

PROJECT PRIORITY: A
START DATE: N/A **EST TIME TO COMPLETE:** N/A
OPERATING BUDGET EFFECT:
 NONE N/A SEE DETAIL

2017-2018 CAPITAL BUDGET

*****This Page Intentionally Left Blank*****

F. PUBLIC SAFETY - POLICE

2017-2018/2021-2022 CAPITAL IMPROVEMENTS BUDGET

TABLE OF CONTENTS

PUBLIC SAFETY - POLICE

			PAGE
501401	Pistol Range Improvements	4
501502	Pistol Range Classroom	5
501503	Metal Building-Command Bus	6
501504	Parking Canopies	7
501601	Filing & Storage System	8
501701	Public Safety Security System	9
501702	Body/Vehicle Camera System	10

2017-2018

**COMBINED CAPITAL PROJECTS
SOURCES OF FUNDING SUMMARY**

PUBLIC SAFETY - POLICE

PROJECT IDENTIFICATION	SALES TAXES	AD VAL TAX- 14	AD VAL TAX- 08	FEDERAL FUNDS	OTHER FUNDS	UTILITY FUND	OTHER	TOTALS
Parking Canopies	30,000							30,000
Total Police	30,000	0	0	0	0	0	0	30,000

2017-2018

**GENERAL CAPITAL PROJECTS
FIVE YEAR CAPITAL PLAN**

POLICE

PROJ #	PROJECT IDENTIFICATION	BUDGET C/O	FISCAL YEAR					TOTAL 5 YEAR	BEYOND 2022	TOTAL COST
			17-18	18-19	19-20	20-21	21-22			
501401	Patrol Range Improvements	113,458						0		113,458
501502	Patrol Range Classroom	185,405						0		185,405
501604	Parking Canopies	127,785	30,000					30,000		157,785
501601	Filing & Storage System	14,483						0		14,483
501701	Public Safety Security System	73,000						0		73,000
501702	Body/Vehicle Camera System	36,157						0		36,157
Total Police		550,268	30,000	0	0	0	0	30,000	0	580,268

- * Project Number to be Assigned
- ⊗ New or Revised Projects
- Projects to be closed

SHEET A 2017-2018/2021-2022 CAPITAL IMPROVEMENTS PROGRAM

PROJECT TITLE: Pistol Range Improvements	PROJECT CATEGORY: Public Safety
PROJECT NUMBER: 501401	COUNCIL DISTRICT # N/A
DIVISION: Police	DEPARTMENT: Police

PROJECT BUDGET

REVENUE BREAKDOWN

REVENUE SOURCES					SALES TAX	TOTAL
PRIOR BDGTS					140,000	140,000
PRIOR EXP					26,542	26,542
BUDGET C/O					113,458	113,458
2017-2018						0
2018-2019						0
2019-2020						0
2020-2021						0
2021-2022						0
BEYOND 2022						0
TOTAL COST					140,000	140,000

EXPENDITURE BREAKDOWN




EXPENDITURE BREAKDOWN	ENGINEERING	TESTING	LAND ACQUISITION	CONSTRUCTION	OTHER	TOTAL
PRIOR BDGTS					140,000	140,000
2017-2018						0
2018-2019						0
2019-2020						0
2020-2021						0
2021-2022						0
BEYOND 2022						0
TOTAL COST					140,000	140,000

PROJECT SPECIFICATIONS

PROJECT DESCRIPTION:
Replacement and improvement of overhead baffle system. This baffle is engineered to prevent any live rounds from exiting the range compound. It consists of a series of laminated steel overhead baffles - supported by upright poles. This system is used by the Dallas Police Department to prevent the accidental escape of live fired rounds.

PROJECT JUSTIFICATION:
There are people and property in the line of fire down range. This safety system is needed to prevent loss of life, injury, and property damage.

START DATE: 2018 **PROJECT PRIORITY:** **EST TIME TO COMPLETE:** 1 Year

OPERATING BUDGET EFFECT:
 NONE
  N/A
  SEE DETAIL

SHEET A 2017-2018/2021-2022 CAPITAL IMPROVEMENTS PROGRAM

PROJECT TITLE: Pistol Range Classroom	PROJECT CATEGORY: Public Safety
PROJECT NUMBER: 501502	COUNCIL DISTRICT # N/A
DIVISION: Police	DEPARTMENT: Police

PROJECT BUDGET




REVENUE BREAKDOWN

REVENUE SOURCES				SALES TAX	AD VALOREM TAX 2008	TOTAL
PRIOR BDGTS				100,000	100,000	200,000
PRIOR EXP				12,595	2,000	14,595
BUDGET C/O				87,405	98,000	185,405
2017-2018						0
2018-2019						0
2019-2020						0
2020-2021						0
2021-2022						0
BEYOND 2022						0
TOTAL COST				100,000	100,000	200,000

EXPENDITURE BREAKDOWN

EXPENDITURE BREAKDOWN	ENGINEERING	TESTING	LAND ACQUISITION	CONSTRUCTION	OTHER	TOTAL
PRIOR BDGTS					200,000	200,000
2017-2018						0
2018-2019						0
2019-2020						0
2020-2021						0
2021-2022						0
BEYOND 2022						0
TOTAL COST					200,000	200,000

PROJECT SPECIFICATIONS

PROJECT DESCRIPTION: Classroom building with Simulator Room, Driving Simulator Room, and Office for Academy Staff.		
PROJECT JUSTIFICATION: Existing building is old and deteriorated, and additional space is needed for a classroom.		
START DATE: 2016	PROJECT PRIORITY:	EST TIME TO COMPLETE: 2 Years
OPERATING BUDGET EFFECT:  NONE  N/A  SEE DETAIL		

SHEET A 2017-2018/2021-2022 CAPITAL IMPROVEMENTS PROGRAM

PROJECT TITLE: Parking Canopies	PROJECT CATEGORY: Public Safety
PROJECT NUMBER: 501504	COUNCIL DISTRICT # N/A
DIVISION: Police	DEPARTMENT: Police

PROJECT BUDGET

REVENUE BREAKDOWN

REVENUE SOURCES					SALES TAX	TOTAL
PRIOR BDGTS					127,785	127,785
PRIOR EXP						0
BUDGET C/O					127,785	127,785
2017-2018					30,000	30,000
2018-2019						0
2019-2020						0
2020-2021						0
2021-2022						0
BEYOND 2022						0
TOTAL COST					157,785	157,785

EXPENDITURE BREAKDOWN




EXPENDITURE BREAKDOWN	ENGINEERING	TESTING	LAND ACQUISITION	CONSTRUCTION	OTHER	TOTAL
PRIOR BDGTS					127,785	127,785
2017-2018					30,000	30,000
2018-2019						0
2019-2020						0
2020-2021						0
2021-2022						0
BEYOND 2022						0
TOTAL COST	0	0	0	0	157,785	157,785

PROJECT SPECIFICATIONS

PROJECT DESCRIPTION:
One single sloping canopy approximately 215 ft long to be erected over parking spaces, 2 single canopies erected over walkway leading to main building.

PROJECT JUSTIFICATION:
This will protect police units from weather and the lighting will deter vandalism. Walkways will be covered to protect machinery and personnel from weather.

START DATE: 2018 **PROJECT PRIORITY:**
EST TIME TO COMPLETE: 1 Year

OPERATING BUDGET EFFECT:
 NONE
  N/A
  SEE DETAIL

SHEET A 2017-2018/2021-2022 CAPITAL IMPROVEMENTS PROGRAM

PROJECT TITLE: Filing & Storage System	PROJECT CATEGORY: Public Safety
PROJECT NUMBER: 501601	COUNCIL DISTRICT # N/A
DIVISION: Police	DEPARTMENT: Police

PROJECT BUDGET

REVENUE BREAKDOWN

REVENUE SOURCES					SALES TAX	TOTAL
PRIOR BDGTS					77,000	77,000
PRIOR EXP					62,537	62,537
BUDGET C/O					14,463	14,463
2017-2018						0
2018-2019						0
2019-2020						0
2020-2021						0
2021-2022						0
BEYOND 2022						0
TOTAL COST					77,000	77,000

EXPENDITURE BREAKDOWN




EXPENDITURE BREAKDOWN	ENGINEERING	TESTING	LAND ACQUISITION	CONSTRUCTION	OTHER	TOTAL
PRIOR BDGTS					77,000	77,000
2017-2018						0
2018-2019						0
2019-2020						0
2020-2021						0
2021-2022						0
BEYOND 2022						0
TOTAL COST					77,000	77,000

PROJECT SPECIFICATIONS

PROJECT DESCRIPTION:
Mayline Records Filing System.

PROJECT JUSTIFICATION:
System is needed to support and maintain newly generated data and organize old data in overstocked file room. New system design will allow for secure storage of data with capacity for future growth.

START DATE: 2016 **PROJECT PRIORITY:**
EST TIME TO COMPLETE: 1 Year

OPERATING BUDGET EFFECT:
 NONE
  N/A
  SEE DETAIL

SHEET A 2017-2018/2021-2022 CAPITAL IMPROVEMENTS PROGRAM

PROJECT TITLE: Public Safety Security System	PROJECT CATEGORY: Public Safety
PROJECT NUMBER: 501701	COUNCIL DISTRICT # N/A
DIVISION: Police	DEPARTMENT: Police

PROJECT BUDGET

REVENUE BREAKDOWN

REVENUE SOURCES					SALES TAX	TOTAL
PRIOR BDGTS					73,000	73,000
PRIOR EXP						0
BUDGET C/O					73,000	73,000
2017-2018						0
2018-2019						0
2019-2020						0
2020-2021						0
2021-2022						0
BEYOND 2022						0
TOTAL COST					73,000	73,000

EXPENDITURE BREAKDOWN

EXPENDITURE BREAKDOWN	ENGINEERING	TESTING	LAND ACQUISITION	CONSTRUCTION	OTHER	TOTAL
PRIOR BDGTS					73,000	73,000
2017-2018						0
2018-2019						0
2019-2020						0
2020-2021						0
2021-2022						0
BEYOND 2022						0
TOTAL COST					73,000	73,000

PROJECT SPECIFICATIONS

PROJECT DESCRIPTION:
Replacement of the security system surrounding the Public Safety Complex.

PROJECT JUSTIFICATION:
Existing system is failing and is in need of replacement.

START DATE: 2018 **PROJECT PRIORITY:**
EST TIME TO COMPLETE: 1 Year
OPERATING BUDGET EFFECT:
 NONE N/A SEE DETAIL

SHEET A 2017-2018/2021-2022 CAPITAL IMPROVEMENTS PROGRAM

PROJECT TITLE: Body/Vehicle Camera System	PROJECT CATEGORY: Public Safety
PROJECT NUMBER: 501702	COUNCIL DISTRICT # N/A
DIVISION: Police	DEPARTMENT: Police

PROJECT BUDGET

REVENUE BREAKDOWN

REVENUE SOURCES					SALES TAX	TOTAL
PRIOR BDGTS					800,000	800,000
PRIOR EXP					763,843	763,843
BUDGET C/O					36,157	36,157
2017-2018						0
2018-2019						0
2019-2020						0
2020-2021						0
2021-2022						0
BEYOND 2022						0
TOTAL COST					800,000	800,000

EXPENDITURE BREAKDOWN

EXPENDITURE BREAKDOWN	ENGINEERING	TESTING	LAND ACQUISITION	CONSTRUCTION	OTHER	TOTAL
PRIOR BDGTS					800,000	800,000
2017-2018						0
2018-2019						0
2019-2020						0
2020-2021						0
2021-2022						0
BEYOND 2022						0
TOTAL COST					800,000	800,000

PROJECT SPECIFICATIONS

PROJECT DESCRIPTION:
Camera system featuring body camera on the police officer and camera in the vehicle that are synchronized.

PROJECT JUSTIFICATION:
Safety of the public and the police officers.

START DATE: 2017 **PROJECT PRIORITY:**
EST TIME TO COMPLETE: 1 Year

OPERATING BUDGET EFFECT:
 NONE N/A SEE DETAIL

2017-2018 CAPITAL BUDGET

*****This Page Intentionally Left Blank*****

G. PUBLIC SAFETY - FIRE

2017-2018/2021-2022 CAPITAL IMPROVEMENTS BUDGET

TABLE OF CONTENTS

PUBLIC SAFETY - FIRE

			PAGE
600503	Fire Station Relocation	4
601701	Pumper Truck	5
601801	Pumper Truck	6

2017-2018

**COMBINED CAPITAL PROJECTS
SOURCES OF FUNDING SUMMARY**

PUBLIC SAFETY - FIRE

PROJECT IDENTIFICATION	SALES TAXES	AD VAL TAX- 14	AD VAL TAX- 08	FEDERAL FUNDS	OTHER FUNDS	UTILITY FUND	OTHER	TOTALS
Pumper Truck	695,000							695,000
Total Fire	695,000	0	0	0	0	0	0	695,000

2017-2018

**GENERAL CAPITAL PROJECTS
FIVE YEAR CAPITAL PLAN**

FIRE

PROJ #	PROJECT IDENTIFICATION	BUDGET C/O	FISCAL YEAR					TOTAL 5 YEAR	BEYOND 2022	TOTAL COST
			17-18	18-19	19-20	20-21	21-22			
600503	Fire Station Relocation	2,170,910						0		2,170,910
601701	Pumper Truck	3,789						0		3,789
601801	Pumper Truck		695,000					695,000		695,000
Total Fire			695,000	0	0	0	0	695,000	0	2,869,699

- * Project Number to be Assigned
- ⊖ New or Revised Projects
- Projects to be closed

SHEET A 2017-2018/2021-2022 CAPITAL IMPROVEMENTS PROGRAM

PROJECT TITLE: Fire Station Relocation	PROJECT CATEGORY: Public Safety
PROJECT NUMBER: 600503	COUNCIL DISTRICT # N/A
DIVISION: Fire	DEPARTMENT: Fire

PROJECT BUDGET

REVENUE BREAKDOWN

REVENUE SOURCES	SALES TAX	SALES TAX BONDS 2008	SALES TAX BONDS 2004	TOTAL
PRIOR BDGTS	3,024,116	3,809,958	1,215,926	8,050,000
PRIOR EXP	853,208	3,809,958	1,215,926	5,879,090
BUDGET C/O	2,170,910	0	0	2,170,910
2017-2018				0
2018-2019				0
2019-2020				0
2020-2021				0
2021-2022				0
BEYOND 2022				0
TOTAL COST	3,024,116	3,809,958	1,215,926	8,050,000

EXPENDITURE BREAKDOWN

EXPENDITURE BREAKDOWN	ENGINEERING	TESTING	LAND ACQUISITION	CONSTRUCTION	OTHER	TOTAL
PRIOR BDGTS	400,000			7,650,000		8,050,000
2017-2018						0
2018-2019						0
2019-2020						0
2020-2021						0
2021-2022						0
BEYOND 2022						0
TOTAL COST	400,000	0	0	7,650,000	0	8,050,000

PROJECT SPECIFICATIONS

PROJECT DESCRIPTION:
Study the location of existing fire stations and replace those deemed in poor locations where indicated.

PROJECT JUSTIFICATION:
Very little relocation has been done since the 1950's. Current locations may not maximize the use of the trucks and crews.

PROJECT PRIORITY: A

START DATE: 2010 **EST TIME TO COMPLETE:** 8 Years

OPERATING BUDGET EFFECT:
 NONE N/A SEE DETAIL

SHEET A 2017-2018/2021-2022 CAPITAL IMPROVEMENTS PROGRAM

PROJECT TITLE: Pumper Truck		PROJECT CATEGORY: Public Safety	
PROJECT NUMBER: 601701		COUNCIL DISTRICT #: N/A	
DIVISION: Fire		DEPARTMENT: Fire	

PROJECT BUDGET

REVENUE BREAKDOWN

REVENUE SOURCES					SALES TAX	TOTAL
PRIOR BDGTS					695,000	695,000
PRIOR EXP					691,211	691,211
BUDGET C/O					3,789	3,789
2017-2018						0
2018-2019						0
2019-2020						0
2020-2021						0
2021-2022						0
BEYOND 2022						0
TOTAL COST					695,000	695,000

EXPENDITURE BREAKDOWN

EXPENDITURE BREAKDOWN	ENGINEERING	TESTING	LAND ACQUISITION	CONSTRUCTION	OTHER	TOTAL
PRIOR BDGTS					695,000	695,000
2017-2018						0
2018-2019						0
2019-2020						0
2020-2021						0
2021-2022						0
BEYOND 2022						0
TOTAL COST					695,000	695,000

PROJECT SPECIFICATIONS

PROJECT DESCRIPTION:
Replacement of 1995 Pierce Saber Pumper Truck.

PROJECT JUSTIFICATION:
Existing truck is 20 years old and becoming costly to maintain.

PROJECT PRIORITY: A

START DATE: 2017 **EST TIME TO COMPLETE:** 1 Year

OPERATING BUDGET EFFECT:
 NONE N/A SEE DETAIL

SHEET A 2017-2018/2021-2022 CAPITAL IMPROVEMENTS PROGRAM

PROJECT TITLE: Pumper Truck	PROJECT CATEGORY: Public Safety
PROJECT NUMBER: 601801	COUNCIL DISTRICT # N/A
DIVISION: Fire	DEPARTMENT: Fire

PROJECT BUDGET

REVENUE BREAKDOWN

REVENUE SOURCES					SALES TAX	TOTAL
PRIOR BDGTS						0
PRIOR EXP						0
BUDGET C/O						0
2017-2018					695,000	695,000
2018-2019						0
2019-2020						0
2020-2021						0
2021-2022						0
BEYOND 2022						0
TOTAL COST					695,000	695,000

EXPENDITURE BREAKDOWN

EXPENDITURE BREAKDOWN	ENGINEERING	TESTING	LAND ACQUISITION	CONSTRUCTION	OTHER	TOTAL
PRIOR BDGTS						0
2017-2018					695,000	695,000
2018-2019						0
2019-2020						0
2020-2021						0
2021-2022						0
BEYOND 2022						0
TOTAL COST					695,000	695,000

PROJECT SPECIFICATIONS

PROJECT DESCRIPTION:
Replace existing Pumper Truck E20.

PROJECT JUSTIFICATION:
Existing truck is 20 years old and becoming costly to maintain.

PROJECT PRIORITY: A

START DATE: 2018 **EST TIME TO COMPLETE:** 1 Year

OPERATING BUDGET EFFECT:
 NONE N/A SEE DETAIL

H. PARKS & RECREATION

2017-2018/2021-2022 CAPITAL IMPROVEMENTS BUDGET

TABLE OF CONTENTS

PARKS AND RECREATION

			PAGE
440901	Recreational Park Improvements	4
441501	Johnny Downs Park Improvements	5
441601	Park Building Improvements	6
441801	Civil Rights Monument	7

2017-2018

**COMBINED CAPITAL PROJECTS
SOURCES OF FUNDING SUMMARY**

PARKS AND RECREATION

PROJECT IDENTIFICATION	SALES TAXES	AD VAL TAX- 14	AD VAL TAX- 08	FEDERAL FUNDS	OTHER FUNDS	UTILITY FUND	OTHER	TOTALS
Johnny Downs Park Improvements			400,000					400,000
Civil Rights Monument			250,000					250,000
<hr/>								
Total Parks and Recreation	0	0	650,000	0	0	0	0	650,000
<hr/>								

2017-2018

**GENERAL CAPITAL PROJECTS
FIVE YEAR CAPITAL PLAN**

PARKS AND RECREATION

PROJ #	PROJECT IDENTIFICATION	BUDGET C/O	FISCAL YEAR					TOTAL 5 YEAR	BEYOND 2022	TOTAL COST
			17-18	18-19	19-20	20-21	21-22			
440901	Recreational Park Improvements	430,223						0		430,223
441501	Johnny Downs Park Improvements	397	400,000					400,000		400,397
441601	Park Building Improvements	786						0		786
441801	Civil Rights Monument		250,000	250,000				500,000		500,000
Total Park/Recreation		431,406	650,000	250,000	0	0	0	900,000	0	1,331,406

- * Project Number to be Assigned
- ⊖ New or Revised Projects
- ⊕ Projects to be closed

SHEET A 2017-2018/2021-2022 CAPITAL IMPROVEMENTS PROGRAM

PROJECT TITLE: Recreational Park Improvements	PROJECT CATEGORY: Parks
PROJECT NUMBER: 440901	COUNCIL DISTRICT # N/A
DIVISION: Public Works	DEPARTMENT: Parks & Recreation

PROJECT BUDGET

REVENUE BREAKDOWN

REVENUE SOURCES	SALES TAX BONDS 2008	LIMITED TAX BONDS 2008	AD VAL TAX 2008	SALES TAX	TOTAL
PRIOR BDGTS	1,620,345	516,438	3,768,600	1,136,695	7,042,078
PRIOR EXP	1,620,345	516,438	3,768,600	706,472	6,611,855
BUDGET C/O	0	0	0	430,223	430,223
2017-2018					0
2018-2019					0
2019-2020					0
2020-2021					0
2021-2022					0
BEYOND 2022					0
TOTAL COST	1,620,345	516,438	3,768,600	1,136,695	7,042,078

EXPENDITURE BREAKDOWN

EXPENDITURE BREAKDOWN	ENGINEERING	TESTING	LAND ACQUISITION	CONSTRUCTION	OTHER	TOTAL
PRIOR BDGTS					7,042,078	7,042,078
2017-2018						0
2018-2019						0
2019-2020						0
2020-2021						0
2021-2022						0
BEYOND 2022						0
TOTAL COST	0	0	0	0	7,042,078	7,042,078

PROJECT SPECIFICATIONS

PROJECT DESCRIPTION:
Improvement and expansion of several recreational facilities within the City, including Harmon Park Playground, City Park Playground, Cheatham Park Playground, Frank O Hunter Park. Development of a new park in Acadian Village and redevelopment of the abandoned Martin Park. Some planned improvements include restrooms, tables, benches, lighting, parking, and landscaping.

PROJECT JUSTIFICATION:
Comprehensive improvements of the recreational opportunities within the City.

PROJECT PRIORITY: A

START DATE: Ongoing **EST TIME TO COMPLETE:** Ongoing

OPERATING BUDGET EFFECT:
 NONE N/A SEE DETAIL

SHEET A 2017-2018/2021-2022 CAPITAL IMPROVEMENTS PROGRAM

PROJECT TITLE: Johnny Downs Park Improvements	PROJECT CATEGORY: Parks
PROJECT NUMBER: 441501	COUNCIL DISTRICT # N/A
DIVISION: Public Works	DEPARTMENT: Parks & Recreation

PROJECT BUDGET

REVENUE BREAKDOWN

REVENUE SOURCES	PROPERTY TAX 2008	PROPERTY TAX 2014	TOTAL
PRIOR BDGTS		330,000	330,000
PRIOR EXP		329,603	329,603
BUDGET C/O		397	397
2017-2018	400,000		400,000
2018-2019			0
2019-2020			0
2020-2021			0
2021-2022			0
BEYOND 2022			0
TOTAL COST		330,000	730,000

EXPENDITURE BREAKDOWN

EXPENDITURE BREAKDOWN	ENGINEERING	TESTING	LAND ACQUISITION	CONSTRUCTION	OTHER	TOTAL
PRIOR BDGTS					330,000	330,000
2017-2018					400,000	400,000
2018-2019						0
2019-2020						0
2020-2021						0
2021-2022						0
BEYOND 2022						0
TOTAL COST	0	0	0	0	730,000	730,000

PROJECT SPECIFICATIONS

PROJECT DESCRIPTION:
Improvements and updating of the Johnny Downs Sports Complex such as fencing additional practice fields and construction of a building to provide an indoor meeting place for coaches.

PROJECT JUSTIFICATION:
Facility is heavily used, requiring expansion and improvement.

PROJECT PRIORITY: A

START DATE: Ongoing **EST TIME TO COMPLETE:** Ongoing

OPERATING BUDGET EFFECT:
 NONE N/A SEE DETAIL

SHEET A 2017-2018/2021-2022 CAPITAL IMPROVEMENTS PROGRAM

PROJECT TITLE: Park Building Improvements	PROJECT CATEGORY: Parks
PROJECT NUMBER: 441601	COUNCIL DISTRICT # N/A
DIVISION: Public Works	DEPARTMENT: Parks & Recreation

PROJECT BUDGET

REVENUE BREAKDOWN

REVENUE SOURCES	PROPERTY TAX 2014	SALES TAX	TOTAL
PRIOR BDGTS	10,000	175,000	185,000
PRIOR EXP	10,000	174,214	184,214
BUDGET C/O	0	786	786
2017-2018			0
2018-2019			0
2019-2020			0
2020-2021			0
2021-2022			0
BEYOND 2022			0
TOTAL COST	10,000	175,000	185,000

EXPENDITURE BREAKDOWN

EXPENDITURE BREAKDOWN	ENGINEERING	TESTING	LAND ACQUISITION	CONSTRUCTION	OTHER	TOTAL
PRIOR BDGTS					185,000	185,000
2017-2018						0
2018-2019						0
2019-2020						0
2020-2021						0
2021-2022						0
BEYOND 2022						0
TOTAL COST	0	0	0	0	185,000	185,000

PROJECT SPECIFICATIONS

PROJECT DESCRIPTION:

Renovations and Improvements to the Frank O Hunter Gym include repairing and replacing HVAC systems and plumbing damaged by copper thieves. Renovations and Improvements to Harold Miles Park include replacing screens with operable windows, siding replacements and interior improvements.

PROJECT JUSTIFICATION:

Harold Miles Park is a heavily utilized "camp" style rental facility. Maintaining the screened in porch and controlling the air flow have been problematic, along with some structural issues. The Frank O Hunter Gym was damaged by copper thieves and vandalism and has been unusable since that time.

PROJECT PRIORITY:

START DATE: N/A

EST TIME TO COMPLETE: A

OPERATING BUDGET EFFECT:

X NONE

N/A

SEE DETAIL

SHEET A 2017-2018/2021-2022 CAPITAL IMPROVEMENTS PROGRAM

PROJECT TITLE: Civil Rights Monument	PROJECT CATEGORY: Parks
PROJECT NUMBER: 441801	COUNCIL DISTRICT # N/A
DIVISION: Public Works	DEPARTMENT: Parks & Recreation

PROJECT BUDGET

REVENUE BREAKDOWN

REVENUE SOURCES			SALES TAX	PROPERTY TAX 20008		TOTAL
PRIOR BDGTS						0
PRIOR EXP						0
BUDGET C/O						0
2017-2018				250,000		250,000
2018-2019			250,000			250,000
2019-2020						0
2020-2021						0
2021-2022						0
BEYOND 2022						0
TOTAL COST				#VALUE!	0	500,000

EXPENDITURE BREAKDOWN

EXPENDITURE BREAKDOWN	ENGINEERING	TESTING	LAND ACQUISITION	CONSTRUCTION	OTHER	TOTAL
PRIOR BDGTS						0
2017-2018					250,000	250,000
2018-2019					250,000	250,000
2019-2020						0
2020-2021						0
2021-2022						0
BEYOND 2022						0
TOTAL COST	0	0	0	0	500,000	500,000

PROJECT SPECIFICATIONS

PROJECT DESCRIPTION:										
PROJECT JUSTIFICATION:										
<table style="width:100%; border:none;"> <tr> <td style="width:50%;">PROJECT PRIORITY: A</td> <td style="width:50%;"></td> </tr> <tr> <td>START DATE: 2018</td> <td>EST TIME TO COMPLETE: 2 Years</td> </tr> <tr> <td colspan="2">OPERATING BUDGET EFFECT:</td> </tr> <tr> <td align="center"> <input checked="" type="checkbox"/> NONE </td> <td align="center"> <input type="checkbox"/> N/A </td> </tr> <tr> <td align="center" colspan="2"> <input type="checkbox"/> SEE DETAIL </td> </tr> </table>	PROJECT PRIORITY: A		START DATE: 2018	EST TIME TO COMPLETE: 2 Years	OPERATING BUDGET EFFECT:		<input checked="" type="checkbox"/> NONE	<input type="checkbox"/> N/A	<input type="checkbox"/> SEE DETAIL	
PROJECT PRIORITY: A										
START DATE: 2018	EST TIME TO COMPLETE: 2 Years									
OPERATING BUDGET EFFECT:										
<input checked="" type="checkbox"/> NONE	<input type="checkbox"/> N/A									
<input type="checkbox"/> SEE DETAIL										

2017-2018 CAPITAL BUDGET

*****This Page Intentionally Left Blank*****

I. ZOOLOGICAL PARK

2017-2018/2021-2022 CAPITAL IMPROVEMENTS BUDGET

TABLE OF CONTENTS

ZOOLOGICAL PARK

			PAGE
431401	AV System	4
431501	Zoo Improvements	5
431701	Otter Exhibit Renovation	6
431702	Colobus Monkey Exhibit	7
431703	Relocation of Red River Hogs	8
431801	Tiger Building Replacement	9
431802	Refurbish Wooden Walks & Decks	10
431803	Zoo Master Plan/Feasibility Study	11

2017-2018

**COMBINED CAPITAL PROJECTS
SOURCES OF FUNDING SUMMARY**

ZOOLOGICAL PARK

PROJECT IDENTIFICATION	SALES TAXES	AD VAL TAX- 14	AD VAL TAX- 08	FEDERAL FUNDS	OTHER FUNDS	UTILITY FUND	OTHER	TOTALS
Zoo Improvements		200,000						200,000
Otter Exhibit Renovation		(200,000)						(200,000)
Colobus Monkey Exhibit		(30,000)						(30,000)
Relocation of Red River Hogs		(7,000)						(7,000)
Tiger Building Replacement		550,000						550,000
Refurbish Wooden Walks & Decks		50,000						50,000
Zoo Master Plan/Fessability Study		50,000						50,000
Total Zoo	0	613,000	0	0	0	0	0	613,000
Total General Capital	3,667,980	613,000	2,523,895	0	0	100,000	0	7,104,875

**2017-2018
GENERAL CAPITAL PROJECTS
FIVE YEAR CAPITAL PLAN**

ZOOLOGICAL PARK

PROJ #	PROJECT IDENTIFICATION	BUDGET C/O	FISCAL YEAR					TOTAL 5 YEAR	BEYOND 2022	TOTAL COST
			17-18	18-19	19-20	20-21	21-22			
431401	AV System	40,347						0		40,347
431501	Zoo Improvements	809,128	200,000	400,000	400,000			1,000,000		1,809,128
431701	Otter Exhibit Renovation	200,000	(200,000)					(200,000)		0
431702	Colobus Monkey Exhibit	30,000	(30,000)					(30,000)		0
431703	Relocation of Red River Hogs	7,000	(7,000)					(7,000)		0
431801	Tiger Building Replacement	0	550,000					550,000		550,000
431802	Refurbish Wooden Walks & Decks	0	50,000	50,000	50,000			150,000		150,000
431803	Zoo Master Plan/Feasibility Study	0	50,000					50,000		50,000
Total Zoological Park		1,066,475	613,000	450,000	450,000	0	0	1,513,000	0	2,999,475
TOTAL GENERAL CAPITAL PROJECTS		42,556,458	7,104,875	13,035,000	8,940,000	3,190,000	8,425,000	40,694,875	7,750,000	67,366,843

- * Project Number to be Assigned
- Ⓢ New or Revised Projects
- ▒ Projects to be closed

SHEET A 2017-2018/2021-2022 CAPITAL IMPROVEMENTS PROGRAM

PROJECT TITLE: AV System	PROJECT CATEGORY: Zoological Park
PROJECT NUMBER: 431401	COUNCIL DISTRICT # 4
DIVISION: Public Works	DEPARTMENT: Zoo

PROJECT BUDGET

REVENUE BREAKDOWN

REVENUE SOURCES					SALES TAX	TOTAL
PRIOR BDGTS					150,000	150,000
PRIOR EXP					109,653	109,653
BUDGET C/0					40,347	40,347
2017-2018						0
2018-2019						0
2019-2020						0
2020-2021						0
2021-2022						0
BEYOND 2022						0
TOTAL COST					150,000	150,000

EXPENDITURE BREAKDOWN

EXPENDITURE BREAKDOWN	ENGINEERING	TESTING	LAND ACQUISITION	CONSTRUCTION	OTHER	TOTAL
PRIOR BDGTS					150,000	150,000
2017-2018						0
2018-2019						0
2019-2020						0
2020-2021						0
2021-2022						0
BEYOND 2022						0
TOTAL COST					150,000	150,000

PROJECT SPECIFICATIONS

PROJECT DESCRIPTION:
 Will add extensive CCTV and Zoned Audio public address and automated messaging systems. This includes an IP camera system and NVR servers. The audio section includes IP distribution and SIP interface from zoned messaging, paging and kiosk interfaces for centralized management.

PROJECT JUSTIFICATION:
 The CCTV system is primarily a risk management tool to limit liability for slip and falls and other incidents. It is also a security tool for point of sales operations and other vandalism and theft. This system will replace and expand upon the system destroyed by Hurricane Gustav. This opening in exposure has raised theft and vandalism considerably. The ability to communicate with the public is critical for reasons such as approaching weather, security incidents, lockdown instructions, and lost children. The zoned system will provide the capability for localized announcements. A SIP interface to phone systems will tie in with City emergency communications.

START DATE: 2016 **PROJECT PRIORITY:**
EST TIME TO COMPLETE: 2 Years
OPERATING BUDGET EFFECT:
 NONE N/A SEE DETAIL

SHEET A 2017-2018/2021-2022 CAPITAL IMPROVEMENTS PROGRAM

PROJECT TITLE: Zoo Improvements	PROJECT CATEGORY: Zoological Park
PROJECT NUMBER: 431501	COUNCIL DISTRICT # 4
DIVISION: Public Works	DEPARTMENT: Zoo

PROJECT BUDGET

REVENUE BREAKDOWN

REVENUE SOURCES	PROPERTY TAX 2014	GAEDA	SALES TAX	TOTAL
PRIOR BDGTS	187,500	25,000	1,379,612	1,592,112
PRIOR EXP		25,000	757,984	782,984
BUDGET C/O	187,500	0	621,628	809,128
2017-2018	200,000			200,000
2018-2019			400,000	400,000
2019-2020			400,000	400,000
2020-2021				0
2021-2022				0
BEYOND 2022				0
TOTAL COST	387,500	25,000	2,179,612	2,592,112

EXPENDITURE BREAKDOWN

EXPENDITURE BREAKDOWN	ENGINEERING	TESTING	LAND ACQUISITION	CONSTRUCTION	OTHER	TOTAL
PRIOR BDGTS					1,592,112	1,592,112
2017-2018					200,000	200,000
2018-2019					400,000	400,000
2019-2020					400,000	400,000
2020-2021						0
2021-2022						0
BEYOND 2022						0
TOTAL COST	0	0	0	0	2,592,112	2,592,112

PROJECT SPECIFICATIONS

PROJECT DESCRIPTION:

This will include electrical infrastructure improvements, exhibit improvements to meet code and health standards, water conservation measures to reduce water consumption, deployment of electrical generators at selected locations, and other items as needed.

PROJECT JUSTIFICATION:

The Zoo needs substantial infrastructure improvements to take advantage of new technology and to counter the inevitable effects of time and usage in order to remain the treasured asset that it is to the City and the surrounding community that enjoys its use.

START DATE: Ongoing	PROJECT PRIORITY:	EST TIME TO COMPLETE: N/A
OPERATING BUDGET EFFECT:	<input type="checkbox"/> NONE	<input type="checkbox"/> N/A
	<input checked="" type="checkbox"/> SEE DETAIL	

SHEET A 2017-2018/2021-2022 CAPITAL IMPROVEMENTS PROGRAM

PROJECT TITLE: Otter Exhibit Renovation	PROJECT CATEGORY: Zoological Park
PROJECT NUMBER: 431701	COUNCIL DISTRICT # 4
DIVISION: Public Works	DEPARTMENT: Zoo

PROJECT BUDGET

REVENUE BREAKDOWN

REVENUE SOURCES					PROPERTY TAX 2014	
PRIOR BDGTS					200,000	200,000
PRIOR EXP						0
BUDGET C/O					200,000	200,000
2017-2018					(200,000)	(200,000)
2018-2019						0
2019-2020						0
2020-2021						0
2021-2022						0
BEYOND 2022						0
TOTAL COST	0	0	0	0	0	0

EXPENDITURE BREAKDOWN

EXPENDITURE BREAKDOWN	ENGINEERING	TESTING	LAND ACQUISITION	CONSTRUCTION	OTHER	TOTAL
PRIOR BDGTS					200,000	200,000
2017-2018					(200,000)	(200,000)
2018-2019						0
2019-2020						0
2020-2021						0
2021-2022						0
BEYOND 2022						0
TOTAL COST	0	0	0	0	0	0

PROJECT SPECIFICATIONS

PROJECT DESCRIPTION:
Redesign of outdoor pool and land area to increase amount of land for the animals. Existing water area will decrease .

PROJECT JUSTIFICATION:
Otters housed in current exhibit have suffered from hair and skin issues, possibly from the pool/land mass ratio being problematic.

START DATE: N/A **PROJECT PRIORITY:**
EST TIME TO COMPLETE: N/A

OPERATING BUDGET EFFECT:
 NONE N/A SEE DETAIL

SHEET A 2017-2018/2021-2022 CAPITAL IMPROVEMENTS PROGRAM

PROJECT TITLE: Colobus Monkey Exhibit	PROJECT CATEGORY: Zoological Park
PROJECT NUMBER: 431702	COUNCIL DISTRICT # 4
DIVISION: Public Works	DEPARTMENT: Zoo

PROJECT BUDGET

REVENUE BREAKDOWN

REVENUE SOURCES					PROPERTY TAX 2014	
PRIOR BDGTS					30,000	30,000
PRIOR EXP						0
BUDGET C/O					30,000	30,000
2017-2018					(30,000)	(30,000)
2018-2019						0
2019-2020						
2020-2021						
2021-2022						
BEYOND 2022						0
TOTAL COST					0	0

EXPENDITURE BREAKDOWN

EXPENDITURE BREAKDOWN	ENGINEERING	TESTING	LAND ACQUISITION	CONSTRUCTION	OTHER	TOTAL
PRIOR BDGTS	30,000					30,000
2017-2018	(30,000)					(30,000)
2018-2019						0
2019-2020						
2020-2021						
2021-2022						
BEYOND 2022						0
TOTAL COST	0	0	0	0	0	0

PROJECT SPECIFICATIONS

PROJECT DESCRIPTION:

Construction of a new monkey exhibit to hold a troop of monkeys currently housed at the animal hospital and not exhibited.

PROJECT JUSTIFICATION:

These animals need to be moved from the temporary cage at the hospital. They are to be included in the African Experience exhibit.

START DATE: N/A **PROJECT PRIORITY:** **EST TIME TO COMPLETE:** N/A

OPERATING BUDGET EFFECT:

NONE
 N/A
 SEE DETAIL

SHEET A 2017-2018/2021-2022 CAPITAL IMPROVEMENTS PROGRAM

PROJECT TITLE: Relocation of Red River Hogs	PROJECT CATEGORY: Zoological Park
PROJECT NUMBER: 431703	COUNCIL DISTRICT # 4
DIVISION: Public Works	DEPARTMENT: Zoo

PROJECT BUDGET

REVENUE BREAKDOWN

REVENUE SOURCES					PROPERTY TAX 2014	
PRIOR BDGTS					7,000	7,000
PRIOR EXP						0
BUDGET C/O					7,000	7,000
2017-2018					(7,000)	(7,000)
2018-2019						0
2019-2020						
2020-2021						
2021-2022						
BEYOND 2022						0
TOTAL COST					0	0




EXPENDITURE BREAKDOWN

EXPENDITURE BREAKDOWN	ENGINEERING	TESTING	LAND ACQUISITION	CONSTRUCTION	OTHER	TOTAL
PRIOR BDGTS	7,000					7,000
2017-2018	(7,000)					(7,000)
2018-2019						0
2019-2020						
2020-2021						
2021-2022						
BEYOND 2022						0
TOTAL COST	0	0	0	0	0	0

PROJECT SPECIFICATIONS

PROJECT DESCRIPTION:
Construction of a pen consisting of large posts (timber or iron) and heavy cage wire; along with a barn constructed of concrete blocks and divided into stalls. This would be located near the African Lion Exhibit and would allow the Red River Hogs to be viewed from the train ride.

PROJECT JUSTIFICATION:
Existing enclosure in near the Palm Café and has an unpleasant odor.

START DATE: N/A **PROJECT PRIORITY:** N/A
EST TIME TO COMPLETE: N/A
OPERATING BUDGET EFFECT:
 NONE  N/A  SEE DETAIL

SHEET A 2017-2018/2021-2022 CAPITAL IMPROVEMENTS PROGRAM

PROJECT TITLE: Tiger Building Replacement	PROJECT CATEGORY: Zoological Park
PROJECT NUMBER: 431801	COUNCIL DISTRICT #: 4
DIVISION: Public Works	DEPARTMENT: Zoo

PROJECT BUDGET

REVENUE BREAKDOWN

REVENUE SOURCES					PROPERTY TAX 2014	
PRIOR BDGTS						0
PRIOR EXP						0
BUDGET C/O						0
2017-2018					550,000	550,000
2018-2019						0
2019-2020						
2020-2021						
2021-2022						
BEYOND 2022						0
TOTAL COST					550,000	550,000

EXPENDITURE BREAKDOWN

EXPENDITURE BREAKDOWN	ENGINEERING	TESTING	LAND ACQUISITION	CONSTRUCTION	OTHER	TOTAL
PRIOR BDGTS						0
2017-2018				550,000		550,000
2018-2019						0
2019-2020						
2020-2021						
2021-2022						
BEYOND 2022						0
TOTAL COST	0	0	0	550,000	0	550,000

PROJECT SPECIFICATIONS

PROJECT DESCRIPTION:
 Replace existing building that houses 4 animals. New building will be constructed of concrete block with artificial rock facade on the exterior. It will include 4 dens for the cats, as well as a zookeeper work area and a large closet.

PROJECT JUSTIFICATION:
 Existing building is 25 years old and has issues with rust, plumbing, and electrical systems.

START DATE: 2019 **PROJECT PRIORITY:** **EST TIME TO COMPLETE:** 1 Year

OPERATING BUDGET EFFECT:
 NONE N/A SEE DETAIL

SHEET A 2017-2018/2021-2022 CAPITAL IMPROVEMENTS PROGRAM

PROJECT TITLE: Refurbish Wooden Walks and Decks	PROJECT CATEGORY: Zoological Park
PROJECT NUMBER: 431802	COUNCIL DISTRICT # 4
DIVISION: Public Works	DEPARTMENT: Zoo

PROJECT BUDGET

REVENUE BREAKDOWN

REVENUE SOURCES					PROPERTY TAX 2014	
PRIOR BDGTS						
PRIOR EXP						
BUDGET C/O						
2017-2018					50,000	50,000
2018-2019					50,000	50,000
2019-2020					50,000	50,000
2020-2021						0
2021-2022						0
BEYOND 2022						0
TOTAL COST					150,000	150,000

EXPENDITURE BREAKDOWN

EXPENDITURE BREAKDOWN	ENGINEERING	TESTING	LAND ACQUISITION	CONSTRUCTION	OTHER	TOTAL
PRIOR BDGTS						0
2017-2018					50,000	50,000
2018-2019					50,000	50,000
2019-2020					50,000	50,000
2020-2021						0
2021-2022						0
BEYOND 2022						0
TOTAL COST					150,000	150,000

PROJECT SPECIFICATIONS

PROJECT DESCRIPTION:
Replace worn wooden walkways and decks throughout the Zoo. Some will require only decking while others may require decking, support beams, and railing.

PROJECT JUSTIFICATION:
Existing decks and walkways are deteriorated.

PROJECT PRIORITY:
START DATE: 2019 **EST TIME TO COMPLETE:** 1 Year

OPERATING BUDGET EFFECT:
 NONE N/A SEE DETAIL

SHEET A 2017-2018/2021-2022 CAPITAL IMPROVEMENTS PROGRAM

PROJECT TITLE: Zoo Master Plan & Feasability Study	PROJECT CATEGORY: Zoological Park
PROJECT NUMBER: 431803	COUNCIL DISTRICT # 4
DIVISION: Public Works	DEPARTMENT: Zoo

PROJECT BUDGET

REVENUE BREAKDOWN

REVENUE SOURCES					PROPERTY TAX 2014	
PRIOR BDGTS						
PRIOR EXP						
BUDGET C/O						
2017-2018					50,000	50,000
2018-2019						0
2019-2020						0
2020-2021						0
2021-2022						0
BEYOND 2022						0
TOTAL COST					50,000	50,000

EXPENDITURE BREAKDOWN

EXPENDITURE BREAKDOWN	ENGINEERING	TESTING	LAND ACQUISITION	CONSTRUCTION	OTHER	TOTAL
PRIOR BDGTS						0
2017-2018					50,000	50,000
2018-2019						0
2019-2020						0
2020-2021						0
2021-2022						0
BEYOND 2022						0
TOTAL COST					50,000	50,000

PROJECT SPECIFICATIONS

PROJECT DESCRIPTION:

15 year Master Plan and Strategic Plan for the Alexandria Zoo, coordinating and addressing all aspects of expected growth and sustainability during the designated timeframe. The Plan should include benchmarks and measurable outcomes to guide the Zoo in attaining its goals and sustaining success. The 4 major sub-components include: (1) Strategic Initiatives that improve visitor experience and insure long term financial ability, (2) Business Plan providing a projection of business goals and feasibilities, anticipated operational and capital expenditures and anticipated revenue requirements. (3) Capital Facilities Concept Plan (working in conjunction with the Business Plan); (4) Current Facilities and Infrastructure Inventory and Maintenance Sustainability Plan, similar to building information models (BIM). This will provide a plan for sustained maintenance.

PROJECT JUSTIFICATION:

This will guide and provide the technical framework for either sustaining the current level of service or a financially feasible path toward growth.

PROJECT PRIORITY:

START DATE: N/A **EST TIME TO COMPLETE:** N/A

OPERATING BUDGET EFFECT:
 NONE N/A SEE DETAIL

2017-2018 CAPITAL BUDGET

*****This Page Intentionally Left Blank*****

J. COMMUNITY DEVELOPMENT

2017-2018/2021-2022 CAPITAL IMPROVEMENTS BUDGET

TABLE OF CONTENTS

COMMUNITY DEVELOPMENT

2017-2018

**COMBINED CAPITAL PROJECTS
SOURCES OF FUNDING SUMMARY**

COMMUNITY DEVELOPMENT

PROJECT IDENTIFICATION	SALES TAXES	AD VAL TAX- 14	AD VAL TAX- 08	FEDERAL FUNDS	OTHER FUNDS	UTILITY FUND	OTHER	TOTALS
	0	0	0	0	0	0	0	0
Total CDBG Capital	0	0	0	0	0	0	0	0

2017-2018

**GENERAL CAPITAL PROJECTS
FIVE YEAR CAPITAL PLAN**

COMMUNITY DEVELOPMENT BLOCK GRANT

PROJ #	PROJECT IDENTIFICATION	BUDGET C/O	FISCAL YEAR					TOTAL 5 YEAR	BEYOND 2022	TOTAL COST
			17-18	18-19	19-20	20-21	21-22			

TOTAL CDBG

0 0 0 0 0 0 0 0 0 0

- * Project Number to be Assigned
- ⊖ New or Revised Projects
- ⊕ Projects to be closed

2017-2018 CAPITAL BUDGET

*****This Page Intentionally Left Blank*****

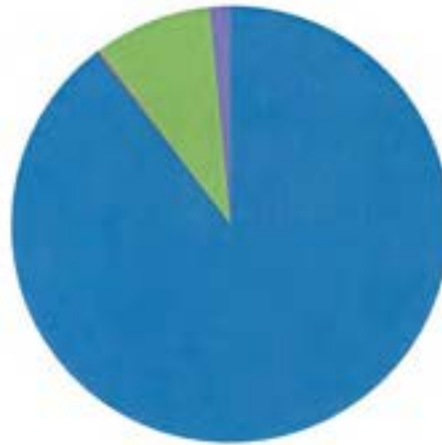
K. ENTERPRISE CAPITAL PROJECTS

ENTERPRISE CAPITAL PROJECTS

REVENUES & EXPENSES

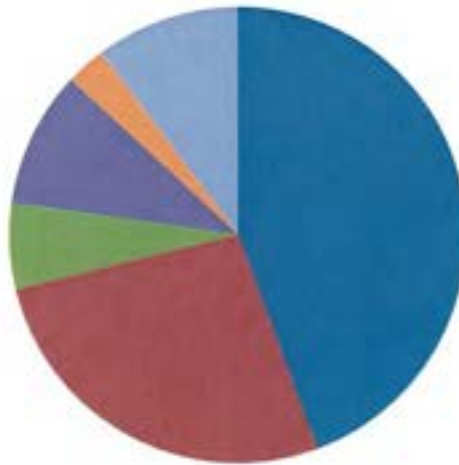
FISCAL YEAR 2017-2018

Revenues



■ Utility Funds ■ Closed Projects ■ Intergovernmental ■ Sales Tax

Expenses



■ Electric ■ Water ■ Gas ■ Wastewater ■ Unappropriated ■ Other ■ Bus

2017-2018

**COMBINED ENTERPRISE CAPITAL PROJECTS
SOURCES OF FUNDING SUMMARY**

PROJECT IDENTIFICATION	SALES TAXES	AD VAL TAX- 14	AD VAL TAX- 08	FEDERAL FUNDS	OTHER FUNDS	UTILITY FUND	OTHER	TOTALS
SUMMARY								
SOURCES OF FUNDING								
Current Year Transfers	150,000					8,768,700		8,918,700
(Less Debt Service)								0
Interest Income						0		0
Transfers From Prior Projects						16,300		16,300
Interfund Transfer Utility Fund								0
Interfund Transfer General Fund								0
Intergovernmental				850,000				850,000
Private Contributions								0
Debt Proceeds						0		0
Other							0	0
Fund Balance	0	0	0	0	0	0	0	0
TOTAL	150,000	0	0	850,000	0	8,785,000	0	9,785,000
EXPENDITURES								
Enterprise CIP - Utility Fund	0	0	0	0	0	8,785,000	0	8,785,000
Enterprise CIP - Transit System	150,000	0	0	850,000	0	0	0	1,000,000
Enterprise CIP - Sanitation Fund	0	0	0	0	0	0	0	0
TOTAL	150,000	0	0	850,000	0	8,785,000	0	9,785,000
UNAPPRPTD BALANCE	0	0	0	0	0	0	0	0

L. ELECTRIC

2017-2018/2021-2022 CAPITAL IMPROVEMENTS BUDGET

TABLE OF CONTENTS

ELECTRIC

		PAGE
729202	Circuit Reconductoring	4
720003	Replace Distribution Breakers at Power Plant	5
720601	138 KV Pole Change Out	6
720801	Electric Utility Relocation	7
720804	Substation Maintenance	8
720805	Distribution Feeder Maintenance	9
720903	138 KV Pilot Wire Replacement	10
721302	138 KV Transmission Upgrade	11
721401	DG Hunter Units #5-11	12
721502	Bayou Cove #1 Comb Inspection	13
721503	Bayou Cove #1 Capital Imp	14
721504	Pecan Bayou Subdivision Ph 1	15
721505	Pecan Bayou Subdivision Ph 2	16
721601	Pecan Bayou Subdivision Ph 3	17
721602	Pecan Bayou Subdivision Ph 5	18
721701	Willow Glen Transformer Rep	19
721702	Rep Twin Bridges Autotransformer	20
721703	Rep Bayou Rapides Autotransformer	21
721704	MacArthur Drive Lighting Replacement	22
721801	Demolition DG Hunter 1-4	23
721802	Prescott 2400V Conversion	24
*	Prescott Breaker & Switch Replacement	25
*	Willow Glen Breaker & Switch Rep	26
*	Twin Bridges Breaker & Switch Rep	27
*	DG Hunter Unit #12	28

2017-2018

**COMBINED CAPITAL PROJECTS
SOURCES OF FUNDING SUMMARY**

ELECTRIC

PROJECT IDENTIFICATION	SALES TAXES	AD VAL TAX- 14	AD VAL TAX- 08	FEDERAL FUNDS	OTHER FUNDS	UTILITY FUND	OTHER	TOTALS
Circuit Reconductoring						250,000		250,000
138 KV Pole Change Out						300,000		300,000
Electric Utility Relocation						50,000		50,000
Substation Maintenance						115,000		115,000
Distribution Feeder Maintenance						200,000		200,000
138 KV Transmission Upgrade						375,000		375,000
Pecan Bayou Subdivision Ph 1						(16,300)		(16,300)
Willow Glen Transformer Rep						750,000		750,000
Rep Twin Bridges Autotransformer						900,000		900,000
Demolition DG Hunter 1-4						750,000		750,000
Prescott 2400V Conversion						200,000		200,000
Prescott Breaker & Switch Replacement						450,000		450,000
Total Electric	0	0	0	0	0	4,323,700	0	4,323,700

**2017-2018
ENTERPRISE CAPITAL PROJECTS
FIVE YEAR CAPITAL PLAN**

ELECTRIC

PROJ #	PROJECT IDENTIFICATION	BUDGET C/O	FISCAL YEAR					TOTAL 5 YEAR	BEYOND 2022	TOTAL COST
			17-18	18-19	19-20	20-21	21-22			
729202	Circuit Reconductoring	838,783	250,000	250,000	250,000	250,000	250,000	1,250,000		2,088,783
720003	Replace Distribution Breakers	30,333						0		30,333
720601	138 KV Pole Change Out	826,346	300,000					300,000		1,126,346
720801	Electric Utility Relocation	323,869	50,000	200,000	200,000	200,000	200,000	850,000		1,173,869
720804	Substation Maintenance	210,297	115,000	115,000	115,000	115,000	115,000	575,000		785,297
720805	Distribution Feeder Maintenance	201,180	200,000	200,000	200,000	200,000	200,000	1,000,000		1,201,180
720903	138 KV Pilot Wire Replacement	795,822						0		795,822
721302	138 KV Transmission Upgrade	823,603	375,000					375,000		1,198,603
721401	DG Hunter Units #5-11	1,203,081						0		1,203,081
721502	Bayou Cove #1 Comb Inspection	300,000						0		300,000
721503	Bayou Cove #1 Capital Imp	75,000						0		75,000
721504	Pecan Bayou Subdivision Ph 1	462	(16,300)					(16,300)		(15,838)
721505	Pecan Bayou Subdivision Ph 2	953						0		953
721501	Pecan Bayou Subdivision Ph 3	(18,887)						0		(18,887)
721602	Pecan Bayou Subdivision Ph 5	210,000						0		210,000
721701	Willow Glen Transformer Rep	819,382	750,000					750,000		750,000
721702	Rep Twin Bridges Autotransformer	4,493,061	900,000					900,000		4,493,061
721703	Rep Bayou Rapides Transformer	0		2,200,000				2,200,000		2,200,000
721704	MacArthur Drive Lighting Replacement	500,000	750,000					750,000		1,250,000
721801	Demolition DG Hunter 1-4	0	200,000	100,000	100,000	100,000	100,000	600,000		600,000
721802	Prescott 2400V Conversion	0	450,000					450,000		450,000
*	Prescott Breaker & Switch Replacemr	0		300,000				300,000		300,000
*	Willow Glen Breaker & Switch Rep	0			240,000			240,000		240,000
*	Twin Bridges Breaker & Switch Rep	0				400,000		400,000		400,000
*	DG Hunter Unit #12	0						0	10,000,000	10,000,000
Total Electric		11,633,265	4,323,700	3,365,000	1,105,000	1,265,000	865,000	10,923,700	10,000,000	30,837,603

- * Project Number to be Assigned
- ⊖ New or Revised Projects
- ▒ Projects to be closed

SHEET A 2017-2018/2021-2022 CAPITAL IMPROVEMENTS PROGRAM

PROJECT TITLE: Circuit Reconductoring/ Distribution Voltage	PROJECT CATEGORY: Electric
PROJECT NUMBER: 729202	COUNCIL DISTRICT # N/A
DIVISION: Utilities	DEPARTMENT: Electric Distribution

PROJECT BUDGET

REVENUE BREAKDOWN

REVENUE SOURCES				UTILITY FUND	REVENUE BONDS-'89	TOTAL
PRIOR BDGTS				5,766,605	404,409	6,171,014
PRIOR EXP				4,927,822	404,409	5,332,231
BUDGET C/O				838,783	0	838,783
2017-2018				250,000		250,000
2018-2019				250,000		250,000
2019-2020				250,000		250,000
2020-2021				250,000		250,000
2021-2022				250,000		250,000
BEYOND 2022						0
TOTAL COST				7,016,605	404,409	7,421,014

EXPENDITURE BREAKDOWN

EXPENDITURE BREAKDOWN	ENGINEERING	TESTING	LAND ACQUISITION	CONSTRUCTION	OTHER	TOTAL
PRIOR BDGTS	72,000			3,249,014	2,850,000	6,171,014
2017-2018					250,000	250,000
2018-2019					250,000	250,000
2019-2020					250,000	250,000
2020-2021					250,000	250,000
2021-2022					250,000	250,000
BEYOND 2022						0
TOTAL COST	72,000	0	0	3,249,014	4,100,000	7,421,014

PROJECT SPECIFICATIONS

PROJECT DESCRIPTION:

Replace undersized, old conductors on existing 12.5 KV circuits that have become too small to carry the load required and to replace existing 2.5 KV line with 7.2 KV Distribution.

PROJECT JUSTIFICATION:

Continued expansion of the system, along with load growth has made many old circuits inadequate. Voltage regulation, burned connections and customer complaints require upgrades on a continuing schedule as workload and funds allow.

PROJECT PRIORITY:

B

START DATE:

Ongoing

EST TIME TO COMPLETE:

As needed

OPERATING BUDGET EFFECT:

 NONE

 N/A

 SEE DETAIL

SHEET A 2017-2018/2021-2022 CAPITAL IMPROVEMENTS PROGRAM

PROJECT TITLE: Replace Distribution Breakers at Power Plant		PROJECT CATEGORY: Electric	
PROJECT NUMBER: 720003		COUNCIL DISTRICT # N/A	
DIVISION: Utilities		DEPARTMENT: Electric Distribution	

**PROJECT BUDGET
REVENUE BREAKDOWN**

REVENUE SOURCES					UTILITY FUND	TOTAL
PRIOR BDGTS					167,500	167,500
PRIOR EXP					137,167	137,167
BUDGET C/O					30,333	30,333
2017-2018						0
2018-2019						0
2019-2020						0
2020-2021						0
2021-2022						0
BEYOND 2022						0
TOTAL COST					167,500	167,500

EXPENDITURE BREAKDOWN

EXPENDITURE BREAKDOWN	ENGINEERING	TESTING	LAND ACQUISITION	CONSTRUCTION	OTHER	TOTAL
PRIOR BDGTS					167,500	167,500
2017-2018						0
2018-2019						0
2019-2020						0
2020-2021						0
2021-2022						0
BEYOND 2022						0
TOTAL COST					167,500	167,500

PROJECT SPECIFICATIONS

PROJECT DESCRIPTION:
Replace outdated & obsolete 12.5 KV breakers in Switchgear at Power Plant. Existing will be changed out at a rate of 3 per year by departmental personnel.

PROJECT JUSTIFICATION:
Existing breakers were installed in the mid 1960's and do not have reclosing capabilities.

PROJECT PRIORITY: A

START DATE: 2004 **EST TIME TO COMPLETE:** 4 Years

OPERATING BUDGET EFFECT:
 NONE N/A SEE DETAIL

SHEET A 2017-2018/2021-2022 CAPITAL IMPROVEMENTS PROGRAM

PROJECT TITLE: 138 KV Pole Change Out	PROJECT CATEGORY: Electric
PROJECT NUMBER: 720601	COUNCIL DISTRICT # N/A
DIVISION: Utilities	DEPARTMENT: Electric Distribution

**PROJECT BUDGET
REVENUE BREAKDOWN**

REVENUE SOURCES					UTILITY FUND	TOTAL
PRIOR BDGTS					2,310,000	2,310,000
PRIOR EXP					1,483,654	1,483,654
BUDGET C/O					826,346	826,346
2017-2018					300,000	300,000
2018-2019						0
2019-2020						0
2020-2021						0
2021-2022						0
BEYOND 2022						0
TOTAL COST					2,610,000	2,610,000

EXPENDITURE BREAKDOWN

EXPENDITURE BREAKDOWN	ENGINEERING	TESTING	LAND ACQUISITION	CONSTRUCTION	OTHER	TOTAL
PRIOR BDGTS					2,310,000	2,310,000
2017-2018	45,000			255,000		300,000
2018-2019						0
2019-2020						0
2020-2021						0
2021-2022						0
BEYOND 2022						0
TOTAL COST	45,000			255,000	2,310,000	2,610,000

PROJECT SPECIFICATIONS

PROJECT DESCRIPTION:

Replace approximately 84 transmission poles in the 138 KV Loop. Original poles were installed in the 1960's and had an anticipated life of 30 years. Most of the engineering has been done "in house".

PROJECT JUSTIFICATION:

The 138 KV Loop provides power to all the substations in the system. If 2 sections of the loop are lost simultaneously, many customers would be without power until the 90' and 100' poles could be replaced, which would take too long with existing City crews and equipment.

PROJECT PRIORITY:

START DATE: Ongoing

EST TIME TO COMPLETE: Ongoing

OPERATING BUDGET EFFECT:

NONE

N/A

SEE DETAIL

SHEET A 2017-2018/2021-2022 CAPITAL IMPROVEMENTS PROGRAM

PROJECT TITLE: Electric Utility Relocations	PROJECT CATEGORY: Electric
PROJECT NUMBER: 720801	COUNCIL DISTRICT # N/A
DIVISION: Utilities	DEPARTMENT: Electric Distribution

**PROJECT BUDGET
REVENUE BREAKDOWN**

REVENUE SOURCES					UTILITY FUND	TOTAL
PRIOR BDGTS					850,000	850,000
PRIOR EXP					526,131	526,131
BUDGET C/O					323,869	323,869
2017-2018					50,000	50,000
2018-2019					200,000	200,000
2019-2020					200,000	200,000
2020-2021					200,000	200,000
2021-2022					200,000	200,000
BEYOND 2022						0
TOTAL COST					1,700,000	1,700,000

EXPENDITURE BREAKDOWN

EXPENDITURE BREAKDOWN	ENGINEERING	TESTING	LAND ACQUISITION	CONSTRUCTION	OTHER	TOTAL
PRIOR BDGTS					850,000	850,000
2017-2018				50,000		50,000
2018-2019	5,000		10,000	185,000		200,000
2019-2020	5,000		10,000	185,000		200,000
2020-2021	5,000		10,000	185,000		200,000
2021-2022	5,000		10,000	185,000		200,000
BEYOND 2022						0
TOTAL COST	20,000	0	40,000	790,000	850,000	1,700,000

PROJECT SPECIFICATIONS

PROJECT DESCRIPTION: Relocation of electrical lines and poles for various capital projects throughout the year.	
PROJECT JUSTIFICATION: Presently using Maintenance funds for utility relocations for ditch closures and road improvements. There is no way to anticipate future projects and their relocation costs.	
PROJECT PRIORITY: A	
START DATE: Ongoing	EST TIME TO COMPLETE: Ongoing
OPERATING BUDGET EFFECT:	
<input checked="" type="checkbox"/> NONE	<input type="checkbox"/> N/A
	<input type="checkbox"/> SEE DETAIL

SHEET A 2017-2018/2021-2022 CAPITAL IMPROVEMENTS PROGRAM

PROJECT TITLE: Substation Maintenance	PROJECT CATEGORY: Electric
PROJECT NUMBER: 720804	COUNCIL DISTRICT # N/A
DIVISION: Utilities	DEPARTMENT: Electric Distribution

**PROJECT BUDGET
REVENUE BREAKDOWN**

REVENUE SOURCES					UTILITY FUND	TOTAL
PRIOR BDGTS					1,740,000	1,740,000
PRIOR EXP					1,529,703	1,529,703
BUDGET C/O					210,297	210,297
2017-2018					115,000	115,000
2018-2019					115,000	115,000
2019-2020					115,000	115,000
2020-2021					115,000	115,000
2021-2022					115,000	115,000
BEYOND 2022						0
TOTAL COST					2,315,000	2,315,000

EXPENDITURE BREAKDOWN

EXPENDITURE BREAKDOWN	ENGINEERING	TESTING	LAND ACQUISITION	CONSTRUCTION	OTHER	TOTAL
PRIOR BDGTS					1,740,000	1,740,000
2017-2018					115,000	115,000
2018-2019					115,000	115,000
2019-2020					115,000	115,000
2020-2021					115,000	115,000
2021-2022					115,000	115,000
BEYOND 2022						0
TOTAL COST					2,315,000	2,315,000

PROJECT SPECIFICATIONS

PROJECT DESCRIPTION:
 Inspection, testing, and cleaning of all oil filled transformers and Oil Circuit Breakers in the Substations. This would include filtering or replacing the oil as needed and testing all components of the Tap Changers and Oil Circuit Breakers

PROJECT JUSTIFICATION:
 Most equipment was installed in the 1960's. Maintenance and testing has not been done for lack of funding. This will more greatly ensure reliability.

PROJECT PRIORITY: A

START DATE: Ongoing **EST TIME TO COMPLETE:** Ongoing

OPERATING BUDGET EFFECT:
 NONE N/A SEE DETAIL

SHEET A 2017-2018/2021-2022 CAPITAL IMPROVEMENTS PROGRAM

PROJECT TITLE: Distribution Feeder Maintenance	PROJECT CATEGORY: Electric
PROJECT NUMBER: 720805	COUNCIL DISTRICT # N/A
DIVISION: Utilities	DEPARTMENT: Electric Distribution

**PROJECT BUDGET
REVENUE BREAKDOWN**

REVENUE SOURCES					UTILITY FUND	TOTAL
PRIOR BDGTS					1,875,000	1,875,000
PRIOR EXP					1,673,820	1,673,820
BUDGET C/O					201,180	201,180
2017-2018					200,000	200,000
2018-2019					200,000	200,000
2019-2020					200,000	200,000
2020-2021					200,000	200,000
2021-2022					200,000	200,000
BEYOND 2022						0
TOTAL COST					2,875,000	2,875,000

EXPENDITURE BREAKDOWN

EXPENDITURE BREAKDOWN	ENGINEERING	TESTING	LAND ACQUISITION	CONSTRUCTION	OTHER	TOTAL
PRIOR BDGTS					1,875,000	1,875,000
2017-2018					200,000	200,000
2018-2019					200,000	200,000
2019-2020					200,000	200,000
2020-2021					200,000	200,000
2021-2022					200,000	200,000
BEYOND 2022						0
TOTAL COST					2,875,000	2,875,000

PROJECT SPECIFICATIONS

PROJECT DESCRIPTION:
Upgrade and rehab main feeder circuits coming from substations.

PROJECT JUSTIFICATION:
There are 61 major circuits feeding from substations and spread out to service customers. An organized, continuing maintenance program is needed to ensure system reliability.

PROJECT PRIORITY: A

START DATE: Ongoing **EST TIME TO COMPLETE:** Ongoing

OPERATING BUDGET EFFECT:
 NONE N/A SEE DETAIL

SHEET A 2017-2018/2021-2022 CAPITAL IMPROVEMENTS PROGRAM

PROJECT TITLE: 138 KV Pilot Wire Replacement	PROJECT CATEGORY: Electric
PROJECT NUMBER: 720903	COUNCIL DISTRICT # N/A
DIVISION: Utilities	DEPARTMENT: Electric Distribution

**PROJECT BUDGET
REVENUE BREAKDOWN**

REVENUE SOURCES					UTILITY FUND	TOTAL
PRIOR BDGTS					1,695,000	1,695,000
PRIOR EXP					899,178	899,178
BUDGET C/O					795,822	795,822
2017-2018						0
2018-2019						0
2019-2020						0
2020-2021						0
2021-2022						0
BEYOND 2022						
TOTAL COST					1,695,000	1,695,000

EXPENDITURE BREAKDOWN

EXPENDITURE BREAKDOWN	ENGINEERING	TESTING	LAND ACQUISITION	CONSTRUCTION	OTHER	TOTAL
PRIOR BDGTS	445,000				1,250,000	1,695,000
2017-2018						0
2018-2019						0
2019-2020						0
2020-2021						0
2021-2022						0
BEYOND 2022						0
TOTAL COST	445,000	0	0	0	1,250,000	1,695,000

PROJECT SPECIFICATIONS

PROJECT DESCRIPTION:
Replace existing pilot communications system with ADSS Fiber Optic Cable.

PROJECT JUSTIFICATION:
Existing pilot wire system does not correctly control the transfer trip scheme between substations. In some instances, cascading 138KV outages have resulted from this poor communication. This problem must be corrected on the the City will face fines from NERC for failing to correct a know misoperation.
Excess capacity will be made available for use by other City departments.

PROJECT PRIORITY: A

START DATE: Ongoing **EST TIME TO COMPLETE:** Ongoing

OPERATING BUDGET EFFECT:
 NONE N/A SEE DETAIL

SHEET A 2017-2018/2021-2022 CAPITAL IMPROVEMENTS PROGRAM

PROJECT TITLE: 138 KV Transmission Upgrade	PROJECT CATEGORY: Electric
PROJECT NUMBER: 721302	COUNCIL DISTRICT # N/A
DIVISION: Utilities	DEPARTMENT: Electric Production

PROJECT BUDGET

REVENUE BREAKDOWN

REVENUE SOURCES					UTILITY FUND	TOTAL
PRIOR BDGTS					2,313,099	2,313,099
PRIOR EXP					1,489,496	1,489,496
BUDGET C/O					823,603	823,603
2017-2018					375,000	375,000
2018-2019						0
2019-2020						0
2020-2021						0
2021-2022						0
BEYOND 2022						0
TOTAL COST					2,688,099	2,688,099

EXPENDITURE BREAKDOWN

EXPENDITURE BREAKDOWN	ENGINEERING	TESTING	LAND ACQUISITION	CONSTRUCTION	OTHER	TOTAL
PRIOR BDGTS					2,313,099	2,313,099
2017-2018	56,250			318,750		375,000
2018-2019						0
2019-2020						0
2020-2021						0
2021-2022						0
BEYOND 2022						0
TOTAL COST	56,250			318,750	2,313,099	2,688,099

PROJECT SPECIFICATIONS

PROJECT DESCRIPTION:
Replacement of existing 40 year old conductor.

PROJECT JUSTIFICATION:
Existing conductor is aged and undersized as demand has increased.

PROJECT PRIORITY: A

START DATE: Ongoing **EST TIME TO COMPLETE:** Ongoing

OPERATING BUDGET EFFECT:

NONE
 N/A
 SEE DETAIL

SHEET A 2017-2018/2021-2022 CAPITAL IMPROVEMENTS PROGRAM

PROJECT TITLE: DG Hunter Units #5-11	PROJECT CATEGORY: Electric
PROJECT NUMBER: 721401	COUNCIL DISTRICT # N/A
DIVISION: Utilities	DEPARTMENT: Electric Production

**PROJECT BUDGET
REVENUE BREAKDOWN**

REVENUE SOURCES	UTILITY FUND	Utility Revenue Bonds 2013	TOTAL
PRIOR BDGTS	43,718	86,750,000	86,793,718
PRIOR EXP	16,135	85,574,502	85,590,637
BUDGET C/O	27,583	1,175,498	1,203,081
2017-2018			0
2018-2019			0
2019-2020			0
2020-2021			0
2021-2022			0
BEYOND 2022			0
TOTAL COST	43,718	86,750,000	86,793,718

EXPENDITURE BREAKDOWN

EXPENDITURE BREAKDOWN	ENGINEERING	TESTING	LAND ACQUISITION	CONSTRUCTION	OTHER	TOTAL
PRIOR BDGTS					86,793,718	86,793,718
2017-2018						0
2018-2019						0
2019-2020						0
2020-2021						0
2021-2022						0
BEYOND 2022						0
TOTAL COST					86,793,718	86,793,718

PROJECT SPECIFICATIONS

PROJECT DESCRIPTION:
Installation of seven (7) 9.3 MW Wartsila natural gas fueled reciprocating engine generators at DG Hunter Electrical Generating Station.

PROJECT JUSTIFICATION:
Provide generation for the City's future electrical resource plan.

PROJECT PRIORITY: A

START DATE: 2016 **EST TIME TO COMPLETE:** 18 months

OPERATING BUDGET EFFECT:
 NONE N/A SEE DETAIL

SHEET A 2017-2018/2021-2022 CAPITAL IMPROVEMENTS PROGRAM

PROJECT TITLE: Bayou Cove #1 Comb Inspection	PROJECT CATEGORY: Electric
PROJECT NUMBER: 721502	COUNCIL DISTRICT # N/A
DIVISION: Utilities	DEPARTMENT: Electric Production

**PROJECT BUDGET
REVENUE BREAKDOWN**

REVENUE SOURCES					UTILITY FUND	TOTAL
PRIOR BDGTS					620,000	620,000
PRIOR EXP					320,000	320,000
BUDGET C/O					300,000	300,000
2017-2018						0
2018-2019						0
2019-2020						0
2020-2021						0
2021-2022						0
BEYOND 2022						0
TOTAL COST					620,000	620,000

EXPENDITURE BREAKDOWN

EXPENDITURE BREAKDOWN	ENGINEERING	TESTING	LAND ACQUISITION	CONSTRUCTION	OTHER	TOTAL
PRIOR BDGTS					620,000	620,000
2017-2018						0
2018-2019						0
2019-2020						0
2020-2021						0
2021-2022						0
BEYOND 2022						0
TOTAL COST					620,000	620,000

PROJECT SPECIFICATIONS

PROJECT DESCRIPTION: Tear down and inspection of Bayou Cove #1 turbine and combustion path.	
PROJECT JUSTIFICATION: Required by the manufacturer.	
PROJECT PRIORITY: A	
START DATE: 2015	EST TIME TO COMPLETE: 1 Month
OPERATING BUDGET EFFECT:	
<input checked="" type="checkbox"/> NONE	<input type="checkbox"/> N/A
	<input type="checkbox"/> SEE DETAIL

SHEET A 2017-2018/2021-2022 CAPITAL IMPROVEMENTS PROGRAM

PROJECT TITLE: Bayou Cove #1 Capital Improvement	PROJECT CATEGORY: Electric
PROJECT NUMBER: 721503	COUNCIL DISTRICT # N/A
DIVISION: Utilities	DEPARTMENT: Electric Production

**PROJECT BUDGET
REVENUE BREAKDOWN**

REVENUE SOURCES					UTILITY FUND	TOTAL
PRIOR BDGTS					75,000	75,000
PRIOR EXP						0
BUDGET C/O					75,000	75,000
2017-2018						0
2018-2019						0
2019-2020						0
2020-2021						0
2021-2022						0
BEYOND 2022						0
TOTAL COST					75,000	75,000

EXPENDITURE BREAKDOWN

EXPENDITURE BREAKDOWN	ENGINEERING	TESTING	LAND ACQUISITION	CONSTRUCTION	OTHER	TOTAL
PRIOR BDGTS					75,000	75,000
2017-2018						0
2018-2019						0
2019-2020						0
2020-2021						0
2021-2022						0
BEYOND 2022						0
TOTAL COST					75,000	75,000

PROJECT SPECIFICATIONS

PROJECT DESCRIPTION: Capital Improvement as needed for Bayou Cove #1.	
PROJECT JUSTIFICATION: The City acquired Bayou Cove #1 in 2014, and recognized the need for minor capital improvements as needs arise.	
PROJECT PRIORITY: A	
START DATE: Ongoing	EST TIME TO COMPLETE: Ongoing
OPERATING BUDGET EFFECT:	
<input checked="" type="checkbox"/> NONE	<input type="checkbox"/> N/A
	<input type="checkbox"/> SEE DETAIL

SHEET A 2017-2018/2021-2022 CAPITAL IMPROVEMENTS PROGRAM

PROJECT TITLE: Pecan Grove Subdivision Ph 1	PROJECT CATEGORY: Electric
PROJECT NUMBER: 721504	COUNCIL DISTRICT # N/A
DIVISION: Utilities	DEPARTMENT: Electric Distribution

**PROJECT BUDGET
REVENUE BREAKDOWN**

REVENUE SOURCES					UTILITY FUND	TOTAL
PRIOR BDGTS					185,000	185,000
PRIOR EXP					184,538	184,538
BUDGET C/O					462	462
2017-2018					(16,300)	(16,300)
2018-2019						0
2019-2020						0
2020-2021						0
2021-2022						0
BEYOND 2022						0
TOTAL COST					168,700	168,700

EXPENDITURE BREAKDOWN

EXPENDITURE BREAKDOWN	ENGINEERING	TESTING	LAND ACQUISITION	CONSTRUCTION	OTHER	TOTAL
PRIOR BDGTS					185,000	185,000
2017-2018					(16,300)	(16,300)
2018-2019						0
2019-2020						0
2020-2021						0
2021-2022						0
BEYOND 2022						0
TOTAL COST					168,700	168,700

PROJECT SPECIFICATIONS

PROJECT DESCRIPTION: Extend electrical service to Pecan Bayou Subdivision Phase 1.	
PROJECT JUSTIFICATION: Expansion of the utility customer base due to private development.	
PROJECT PRIORITY:	A
START DATE: 2015	EST TIME TO COMPLETE: 18 months
OPERATING BUDGET EFFECT:	
<input checked="" type="checkbox"/> NONE	<input type="checkbox"/> N/A
<input type="checkbox"/> SEE DETAIL	

SHEET A 2017-2018/2021-2022 CAPITAL IMPROVEMENTS PROGRAM

PROJECT TITLE: Pecan Grove Subdivision Ph 2	PROJECT CATEGORY: Electric
PROJECT NUMBER: 721505	COUNCIL DISTRICT # N/A
DIVISION: Utilities	DEPARTMENT: Electric Distribution

**PROJECT BUDGET
REVENUE BREAKDOWN**

REVENUE SOURCES					UTILITY FUND	TOTAL
PRIOR BDGTS					95,000	95,000
PRIOR EXP					94,047	94,047
BUDGET C/O					953	953
2017-2018						0
2018-2019						0
2019-2020						0
2020-2021						0
2021-2022						0
BEYOND 2022						0
TOTAL COST					95,000	95,000

EXPENDITURE BREAKDOWN

EXPENDITURE BREAKDOWN	ENGINEERING	TESTING	LAND ACQUISITION	CONSTRUCTION	OTHER	TOTAL
PRIOR BDGTS					95,000	95,000
2017-2018						0
2018-2019						0
2019-2020						0
2020-2021						0
2021-2022						0
BEYOND 2022						0
TOTAL COST					95,000	95,000

PROJECT SPECIFICATIONS

PROJECT DESCRIPTION: Extend electrical service to Pecan Bayou Subdivision Phase 2.	
PROJECT JUSTIFICATION: Expansion of the utility customer base due to private development.	
PROJECT PRIORITY:	A
START DATE: 2015	EST TIME TO COMPLETE: 18 months
OPERATING BUDGET EFFECT:	
<input checked="" type="checkbox"/> NONE	<input type="checkbox"/> N/A
<input type="checkbox"/> SEE DETAIL	

SHEET A 2017-2018/2021-2022 CAPITAL IMPROVEMENTS PROGRAM

PROJECT TITLE: Pecan Grove Subdivision Ph 3	PROJECT CATEGORY: Electric
PROJECT NUMBER: 721601	COUNCIL DISTRICT # N/A
DIVISION: Utilities	DEPARTMENT: Electric Distribution

**PROJECT BUDGET
REVENUE BREAKDOWN**

REVENUE SOURCES					UTILITY FUND	TOTAL
PRIOR BDGTS					125,000	125,000
PRIOR EXP					143,887	143,887
BUDGET C/O					(18,887)	(18,887)
2017-2018						0
2018-2019						0
2019-2020						0
2020-2021						0
2021-2022						0
BEYOND 2022						0
TOTAL COST					125,000	125,000

EXPENDITURE BREAKDOWN

EXPENDITURE BREAKDOWN	ENGINEERING	TESTING	LAND ACQUISITION	CONSTRUCTION	OTHER	TOTAL
PRIOR BDGTS					125,000	125,000
2017-2018						0
2018-2019						0
2019-2020						0
2020-2021						0
2021-2022						0
BEYOND 2022						0
TOTAL COST					125,000	125,000

PROJECT SPECIFICATIONS

PROJECT DESCRIPTION: Extend electrical service to Pecan Bayou Subdivision Phase 3.	
PROJECT JUSTIFICATION: Expansion of the utility customer base due to private development.	
PROJECT PRIORITY:	A
START DATE: 2016	EST TIME TO COMPLETE: 18 months
OPERATING BUDGET EFFECT:	
<input checked="" type="checkbox"/> NONE	<input type="checkbox"/> N/A
<input type="checkbox"/> SEE DETAIL	

SHEET A 2017-2018/2021-2022 CAPITAL IMPROVEMENTS PROGRAM

PROJECT TITLE: Pecan Grove Subdivision Ph 5	PROJECT CATEGORY: Electric
PROJECT NUMBER: 721602	COUNCIL DISTRICT # N/A
DIVISION: Utilities	DEPARTMENT: Electric Distribution

**PROJECT BUDGET
REVENUE BREAKDOWN**

REVENUE SOURCES					UTILITY FUND	TOTAL
PRIOR BDGTS					210,000	210,000
PRIOR EXP						0
BUDGET C/O					210,000	210,000
2017-2018						0
2018-2019						0
2019-2020						0
2020-2021						0
2021-2022						0
BEYOND 2022						0
TOTAL COST					210,000	210,000

EXPENDITURE BREAKDOWN

EXPENDITURE BREAKDOWN	ENGINEERING	TESTING	LAND ACQUISITION	CONSTRUCTION	OTHER	TOTAL
PRIOR BDGTS					210,000	210,000
2017-2018						0
2018-2019						0
2019-2020						0
2020-2021						0
2021-2022						0
BEYOND 2022						0
TOTAL COST					210,000	210,000

PROJECT SPECIFICATIONS

PROJECT DESCRIPTION: Extend electrical service to Pecan Bayou Subdivision Phase 5.	
PROJECT JUSTIFICATION: Expansion of the utility customer base due to private development.	
PROJECT PRIORITY:	A
START DATE: 2018	EST TIME TO COMPLETE: 18 months
OPERATING BUDGET EFFECT:	
<input checked="" type="checkbox"/> NONE	<input type="checkbox"/> N/A
	<input type="checkbox"/> SEE DETAIL

SHEET A 2017-2018/2021-2022 CAPITAL IMPROVEMENTS PROGRAM

PROJECT TITLE: Willow Glen Transformer Replacement	PROJECT CATEGORY: Electric
PROJECT NUMBER: 721701	COUNCIL DISTRICT # N/A
DIVISION: Utilities	DEPARTMENT: Electric Distribution

**PROJECT BUDGET
REVENUE BREAKDOWN**

REVENUE SOURCES					UTILITY FUND	TOTAL
PRIOR BDGTS					825,000	825,000
PRIOR EXP					5,638	5,638
BUDGET C/O					819,362	819,362
2017-2018					750,000	750,000
2018-2019						0
2019-2020						0
2020-2021						0
2021-2022						0
BEYOND 2022						0
TOTAL COST					1,569,362	1,575,000

EXPENDITURE BREAKDOWN

EXPENDITURE BREAKDOWN	ENGINEERING	TESTING	LAND ACQUISITION	CONSTRUCTION	OTHER	TOTAL
PRIOR BDGTS					825,000	825,000
2017-2018	155,000			595,000		750,000
2018-2019						0
2019-2020						0
2020-2021						0
2021-2022						0
BEYOND 2022						0
TOTAL COST	155,000			595,000	825,000	1,575,000

PROJECT SPECIFICATIONS

PROJECT DESCRIPTION: Replace transformer at the Willow Glen Substation.	
PROJECT JUSTIFICATION: Existing transformer is at the end of useful life.	
PROJECT PRIORITY:	A
START DATE: 2019	EST TIME TO COMPLETE: 2 Years
OPERATING BUDGET EFFECT:	
<input checked="" type="checkbox"/> NONE	<input type="checkbox"/> N/A
<input type="checkbox"/> SEE DETAIL	

SHEET A 2017-2018/2021-2022 CAPITAL IMPROVEMENTS PROGRAM

PROJECT TITLE: Rep Twin Bridges Autotransformer	PROJECT CATEGORY: Electric
PROJECT NUMBER: 721702	COUNCIL DISTRICT # N/A
DIVISION: Utilities	DEPARTMENT: Electric Distribution

**PROJECT BUDGET
REVENUE BREAKDOWN**

REVENUE SOURCES	Utility Revenue Bonds 2013	UTILITY FUND	TOTAL
PRIOR BDGTS	1,250,000	3,250,000	4,500,000
PRIOR EXP		6,939	6,939
BUDGET C/O	1,250,000	3,243,061	4,493,061
2017-2018		900,000	900,000
2018-2019			0
2019-2020			0
2020-2021			0
2021-2022			0
BEYOND 2022			0
TOTAL COST	1,250,000	4,143,061	5,400,000

EXPENDITURE BREAKDOWN

EXPENDITURE BREAKDOWN	ENGINEERING	TESTING	LAND ACQUISITION	CONSTRUCTION	OTHER	TOTAL
PRIOR BDGTS					4,500,000	4,500,000
2017-2018				900,000		900,000
2018-2019						0
2019-2020						0
2020-2021						0
2021-2022						0
BEYOND 2022						0
TOTAL COST				900,000	4,500,000	5,400,000

PROJECT SPECIFICATIONS

PROJECT DESCRIPTION: Replace transformer at the Twin Bridges Road Substation.	
PROJECT JUSTIFICATION: Existing transformer is at the end of useful life.	
PROJECT PRIORITY:	A
START DATE: 2019	EST TIME TO COMPLETE: 2 Years
OPERATING BUDGET EFFECT:	
<input checked="" type="checkbox"/> NONE	<input type="checkbox"/> N/A <input type="checkbox"/> SEE DETAIL

SHEET A 2017-2018/2021-2022 CAPITAL IMPROVEMENTS PROGRAM

PROJECT TITLE: Rep Bayou Rapides Autotransformer	PROJECT CATEGORY: Electric
PROJECT NUMBER: 721703	COUNCIL DISTRICT # N/A
DIVISION: Utilities	DEPARTMENT: Electric Distribution

**PROJECT BUDGET
REVENUE BREAKDOWN**

REVENUE SOURCES					UTILITY FUND	TOTAL
PRIOR BDGTS						0
PRIOR EXP						0
BUDGET C/O						0
2017-2018						0
2018-2019					2,200,000	2,200,000
2019-2020						0
2020-2021						0
2021-2022						0
BEYOND 2022						0
TOTAL COST					2,200,000	2,200,000

EXPENDITURE BREAKDOWN

EXPENDITURE BREAKDOWN	ENGINEERING	TESTING	LAND ACQUISITION	CONSTRUCTION	OTHER	TOTAL
PRIOR BDGTS						0
2017-2018						0
2018-2019	330,000			1,870,000		2,200,000
2019-2020						0
2020-2021						0
2021-2022						0
BEYOND 2022						0
TOTAL COST	330,000			1,870,000		2,200,000

PROJECT SPECIFICATIONS

PROJECT DESCRIPTION:
Replace transformer at the Bayou Rapides Substation.

PROJECT JUSTIFICATION:
Existing transformer is 35 years old and nearing the end of it's useful life.

PROJECT PRIORITY: A
START DATE: 2020 **EST TIME TO COMPLETE:** 2 Years
OPERATING BUDGET EFFECT:
 NONE N/A SEE DETAIL

SHEET A 2017-2018/2021-2022 CAPITAL IMPROVEMENTS PROGRAM

PROJECT TITLE: MacArthur Drive Lighting Replacement	PROJECT CATEGORY: Electric
PROJECT NUMBER: 721704	COUNCIL DISTRICT # N/A
DIVISION: Utilities	DEPARTMENT: Electric Distribution

PROJECT BUDGET

REVENUE BREAKDOWN

REVENUE SOURCES					UTILITY FUND	TOTAL
PRIOR BDGTS					500,000	500,000
PRIOR EXP						0
BUDGET C/O					500,000	500,000
2017-2018					750,000	750,000
2018-2019						0
2019-2020						0
2020-2021						0
2021-2022						0
BEYOND 2022						0
TOTAL COST					1,250,000	1,250,000

EXPENDITURE BREAKDOWN

EXPENDITURE BREAKDOWN	ENGINEERING	TESTING	LAND ACQUISITION	CONSTRUCTION	OTHER	TOTAL
PRIOR BDGTS					500,000	500,000
2017-2018					750,000	750,000
2018-2019						0
2019-2020						0
2020-2021						0
2021-2022						0
BEYOND 2022						0
TOTAL COST					1,250,000	1,250,000

PROJECT SPECIFICATIONS

PROJECT DESCRIPTION:

PROJECT JUSTIFICATION:

PROJECT PRIORITY:

START DATE: 2018

EST TIME TO COMPLETE: 18 months

OPERATING BUDGET EFFECT:

 NONE

 N/A

 SEE DETAIL

SHEET A 2017-2018/2021-2022 CAPITAL IMPROVEMENTS PROGRAM

PROJECT TITLE: Demolition of DG Hunter #1-4	PROJECT CATEGORY: Electric
PROJECT NUMBER: 721801	COUNCIL DISTRICT # N/A
DIVISION: Utilities	DEPARTMENT: Electric Distribution

PROJECT BUDGET

REVENUE BREAKDOWN

REVENUE SOURCES					UTILITY FUND	TOTAL
PRIOR BDGTS						0
PRIOR EXP						0
BUDGET C/O					0	0
2017-2018					200,000	200,000
2018-2019					100,000	100,000
2019-2020					100,000	100,000
2020-2021					100,000	100,000
2021-2022					100,000	100,000
BEYOND 2022						0
TOTAL COST					600,000	600,000

EXPENDITURE BREAKDOWN

EXPENDITURE BREAKDOWN	ENGINEERING	TESTING	LAND ACQUISITION	CONSTRUCTION	OTHER	TOTAL
PRIOR BDGTS						0
2017-2018					200,000	200,000
2018-2019					100,000	100,000
2019-2020					100,000	100,000
2020-2021					100,000	100,000
2021-2022					100,000	100,000
BEYOND 2022						0
TOTAL COST					600,000	600,000

PROJECT SPECIFICATIONS

PROJECT DESCRIPTION:
Dismantling and salvaging of DG Hunter Units #1-4.

PROJECT JUSTIFICATION:
This units are obsolete and no longer needed for the production of electricity.

PROJECT PRIORITY: A

START DATE: 2018 **EST TIME TO COMPLETE:** 5 Years

OPERATING BUDGET EFFECT:
 NONE
 N/A
 SEE DETAIL

SHEET A 2017-2018/2021-2022 CAPITAL IMPROVEMENTS PROGRAM

PROJECT TITLE: Prescott 2400V Conversion	PROJECT CATEGORY: Electric
PROJECT NUMBER: 721802	COUNCIL DISTRICT # N/A
DIVISION: Utilities	DEPARTMENT: Electric Distribution

**PROJECT BUDGET
REVENUE BREAKDOWN**

REVENUE SOURCES					UTILITY FUND	TOTAL
PRIOR BDGTS						0
PRIOR EXP						0
BUDGET C/D						0
2017-2018					450,000	450,000
2018-2019						0
2019-2020						0
2020-2021						0
2021-2022						0
BEYOND 2022						0
TOTAL COST					450,000	450,000

EXPENDITURE BREAKDOWN

EXPENDITURE BREAKDOWN	ENGINEERING	TESTING	LAND ACQUISITION	CONSTRUCTION	OTHER	TOTAL
PRIOR BDGTS						0
2017-2018				450,000		450,000
2018-2019						0
2019-2020						0
2020-2021						0
2021-2022						0
BEYOND 2022						0
TOTAL COST	0			450,000	0	450,000

PROJECT SPECIFICATIONS

PROJECT DESCRIPTION:

PROJECT JUSTIFICATION:

PROJECT PRIORITY: A

START DATE: 2018 **EST TIME TO COMPLETE:** 18 months

OPERATING BUDGET EFFECT:

NONE
 N/A
 SEE DETAIL

SHEET A 2017-2018/2021-2022 CAPITAL IMPROVEMENTS PROGRAM

PROJECT TITLE: Prescott Breaker & Switch Replacement	PROJECT CATEGORY: Electric
PROJECT NUMBER: N/A	COUNCIL DISTRICT # N/A
DIVISION: Utilities	DEPARTMENT: Electric Distribution

PROJECT BUDGET

REVENUE BREAKDOWN

REVENUE SOURCES					UTILITY FUND	TOTAL
PRIOR BDGTS						0
PRIOR EXP						0
BUDGET C/O						0
2017-2018						0
2018-2019					300,000	300,000
2019-2020						0
2020-2021						0
2021-2022						0
BEYOND 2022						0
TOTAL COST					300,000	300,000

EXPENDITURE BREAKDOWN

EXPENDITURE BREAKDOWN	ENGINEERING	TESTING	LAND ACQUISITION	CONSTRUCTION	OTHER	TOTAL
PRIOR BDGTS						0
2017-2018						0
2018-2019	30,000			270,000		300,000
2019-2020						0
2020-2021						0
2021-2022						0
BEYOND 2022						0
TOTAL COST	30,000			270,000	0	300,000

PROJECT SPECIFICATIONS

PROJECT DESCRIPTION: Replace Breaker and Switch at the Prescott Road Substation.	
PROJECT JUSTIFICATION: Existing equipment is past useful life.	
PROJECT PRIORITY: START DATE: N/A	EST TIME TO COMPLETE: N/A
OPERATING BUDGET EFFECT: <input checked="" type="checkbox"/> NONE <input type="checkbox"/> N/A <input type="checkbox"/> SEE DETAIL	

SHEET A 2017-2018/2021-2022 CAPITAL IMPROVEMENTS PROGRAM

PROJECT TITLE: Willow Glen Breaker & Switch Rep	PROJECT CATEGORY: Electric
PROJECT NUMBER: N/A	COUNCIL DISTRICT # N/A
DIVISION: Utilities	DEPARTMENT: Electric Distribution

**PROJECT BUDGET
REVENUE BREAKDOWN**

REVENUE SOURCES					UTILITY FUND	TOTAL
PRIOR BDGTS						0
PRIOR EXP						0
BUDGET C/O						0
2017-2018						0
2018-2019						0
2019-2020					240,000	240,000
2020-2021						0
2021-2022						0
BEYOND 2022						0
TOTAL COST					240,000	240,000

EXPENDITURE BREAKDOWN

EXPENDITURE BREAKDOWN	ENGINEERING	TESTING	LAND ACQUISITION	CONSTRUCTION	OTHER	TOTAL
PRIOR BDGTS						0
2017-2018						0
2018-2019						0
2019-2020	24,000			216,000		240,000
2020-2021						0
2021-2022						0
BEYOND 2022						0
TOTAL COST	24,000			216,000	0	240,000

PROJECT SPECIFICATIONS

PROJECT DESCRIPTION:
Replace Breaker and Switch at the Willow Glen Road Substation.

PROJECT JUSTIFICATION:
Existing equipment is past useful life.

PROJECT PRIORITY: A

START DATE: N/A **EST TIME TO COMPLETE:** N/A

OPERATING BUDGET EFFECT:
 NONE
 N/A
 SEE DETAIL

SHEET A 2017-2018/2021-2022 CAPITAL IMPROVEMENTS PROGRAM

PROJECT TITLE: Twin Bridges Breaker & Switch Rep	PROJECT CATEGORY: Electric
PROJECT NUMBER: N/A	COUNCIL DISTRICT # N/A
DIVISION: Utilities	DEPARTMENT: Electric Distribution

**PROJECT BUDGET
REVENUE BREAKDOWN**

REVENUE SOURCES					UTILITY FUND	TOTAL
PRIOR BDGTS						0
PRIOR EXP						0
BUDGET C/O						0
2017-2018						0
2018-2019						0
2019-2020						0
2020-2021					400,000	400,000
2021-2022						0
BEYOND 2022						0
TOTAL COST					400,000	400,000

EXPENDITURE BREAKDOWN

EXPENDITURE BREAKDOWN	ENGINEERING	TESTING	LAND ACQUISITION	CONSTRUCTION	OTHER	TOTAL
PRIOR BDGTS						0
2017-2018						0
2018-2019						0
2019-2020						0
2020-2021	40,000			360,000		400,000
2021-2022						0
BEYOND 2022						0
TOTAL COST	40,000			360,000	0	400,000

PROJECT SPECIFICATIONS

PROJECT DESCRIPTION:
Replace Breaker and Switch at the Twin Bridges Road Substation.

PROJECT JUSTIFICATION:
Existing equipment is past useful life.

PROJECT PRIORITY: A

START DATE: N/A **EST TIME TO COMPLETE:** N/A

OPERATING BUDGET EFFECT:
 NONE N/A SEE DETAIL

SHEET A 2017-2018/2021-2022 CAPITAL IMPROVEMENTS PROGRAM

PROJECT TITLE: DG Hunter Unit #12	PROJECT CATEGORY: Electric
PROJECT NUMBER: N/A	COUNCIL DISTRICT # N/A
DIVISION: Utilities	DEPARTMENT: Electric Distribution

PROJECT BUDGET

REVENUE BREAKDOWN

REVENUE SOURCES					UTILITY FUND	TOTAL
PRIOR BDGTS						0
PRIOR EXP						0
BUDGET C/O						0
2017-2018						0
2018-2019						0
2019-2020						0
2020-2021						0
2021-2022						0
BEYOND 2022					10,000,000	10,000,000
TOTAL COST					10,000,000	10,000,000

EXPENDITURE BREAKDOWN

EXPENDITURE BREAKDOWN	ENGINEERING	TESTING	LAND ACQUISITION	CONSTRUCTION	OTHER	TOTAL
PRIOR BDGTS						0
2017-2018						0
2018-2019						0
2019-2020						0
2020-2021						0
2021-2022						0
BEYOND 2022					10,000,000	10,000,000
TOTAL COST					10,000,000	10,000,000

PROJECT SPECIFICATIONS

PROJECT DESCRIPTION: Addition of another Reciprocating Internal Combustion Engine to the DG Hunter Power Plant.	
PROJECT JUSTIFICATION: Additional electric production capacity.	
PROJECT PRIORITY:	A
START DATE: N/A	EST TIME TO COMPLETE: N/A
OPERATING BUDGET EFFECT:	
<input checked="" type="checkbox"/> NONE	<input type="checkbox"/> N/A
<input type="checkbox"/> SEE DETAIL	

2017-2018/2021-2022 CAPITAL IMPROVEMENTS BUDGET

TABLE OF CONTENTS

WATER

		PAGE
750004	Waterline Replacement & Rehab	4
751001	Water Well Reclamation	5
751201	Martin Park Water Main Rep	6
751202	Replace Water Wells	7
751301	Hwy 1 Water Tank Repairs & Painting	8
751302	McNutt Field Water Feeder Line	9
751401	Adams Station 2400V to 480V	10
751402	Shell Road Tank Study	11
751403	City Park Tank Replacement	12
751601	McKeithen Dr Tank Repair & Paint	13
751602	Fire Hydrant Thread Standardization	14
751701	Rosalino Tank Repair & Paint	15
751702	TRC Rechlorination Station	16
751703	Annadale Road Improvements	17
751704	Water Main Replacement-Legacy System	18
751705	Chlorine Leak Detection	19
*	Kisatchie By Pass Phase I	20
*	Adams Tank Repair & Paint	21
*	Water Well Meter Replacement	22
*	Adams Pump Station Line Renovation	23

2017-2018

**COMBINED CAPITAL PROJECTS
SOURCES OF FUNDING SUMMARY**

WATER

PROJECT IDENTIFICATION	SALES TAXES	AD VAL TAX- 14	AD VAL TAX- 08	FEDERAL FUNDS	OTHER FUNDS	UTILITY FUND	OTHER	TOTALS
Waterline Replacement & Rehab						750,000		750,000
Water Well Reclamation						750,000		750,000
Replace Water Wells						500,000		500,000
Rosalino Tank Repair & Paint						565,000		565,000
Annadale Road Improvements						60,000		60,000
Total Water	0	0	0	0	0	2,625,000	0	2,625,000

**2017-2018
ENTERPRISE CAPITAL PROJECTS
FIVE YEAR CAPITAL PLAN**

WATER

PROJ #	PROJECT IDENTIFICATION	BUDGET C/O	FISCAL YEAR					TOTAL 5 YEAR	BEYOND 2022	TOTAL COST
			17-18	18-19	19-20	20-21	21-22			
750004	Waterline Replacement & Rehab	494,129	750,000	750,000	750,000	750,000	750,000	3,750,000		4,244,129
751001	Water Well Reclamation	574,115	750,000	750,000	750,000	750,000	750,000	3,750,000		4,324,115
751201	Martin Park Water Main Rep	500,883						0		500,883
751202	Replace Water Wells	359,542	500,000	1,000,000	500,000			2,000,000		2,359,542
751301	Hwy 1 Water Tank Repairs & Painting	102,425						0		102,425
751302	McNitt Field Water Feeder Line	59,714		675,000	675,000			1,350,000		1,409,714
751401	Adams Station 2400V to 480V	599,598						0		599,598
751402	Shell Road Tank Study	75,000						0		75,000
751403	City Park Tank Replacement	622,119						0		622,119
751601	McKeithen Dr Tank Repair & Paint	493,016						0		493,016
751602	Fire Hydrant Thread Standardization	105,000						0		105,000
751701	Rosalino Tank Repair & Paint	296,000	565,000					565,000		861,000
751702	TRC Rechlorination Station	239,000						0		239,000
751705	Annadale Road Improvements	350,100	60,000					60,000		410,100
751704	Water Main Rep-Legacy System	476,972						0		476,972
751705	Chlorine Leak Detection	65,152						0		65,152
*	Kisatchie By Pass Phase I	0		2,429,000				2,429,000		2,429,000
*	Adams Tank Repair & Paint	0		615,000	562,000			1,177,000		1,177,000
*	Water Well Meter Replacement	0		410,000				410,000		410,000
*	Adams Pump Station Line Renovation	0				1,935,000		1,935,000		1,935,000
Total Water		5,412,765	2,625,000	6,629,000	3,237,000	3,435,000	1,500,000	17,426,000	0	22,838,765

- * Project Number to be Assigned
- ⊕ New or Revised Projects
- ▒ Projects to be closed

SHEET A 2017-2018/2021-2022 CAPITAL IMPROVEMENTS PROGRAM

PROJECT TITLE: Waterline Replacement & Rehab	PROJECT CATEGORY: Water
PROJECT NUMBER: 750004	COUNCIL DISTRICT # N/A
DIVISION: Utilities	DEPARTMENT: Water

PROJECT BUDGET

REVENUE BREAKDOWN

REVENUE SOURCES					UTILITY FUND	TOTAL
PRIOR BDGTS					1,648,111	1,648,111
PRIOR EXP					1,153,982	1,153,982
BUDGET C/O					494,129	494,129
2017-2018					750,000	750,000
2018-2019					750,000	750,000
2019-2020					750,000	750,000
2020-2021					750,000	750,000
2021-2022					750,000	750,000
BEYOND 2022						0
TOTAL COST					5,398,111	5,398,111

EXPENDITURE BREAKDOWN

EXPENDITURE BREAKDOWN	ENGINEERING	TESTING	LAND ACQUISITION	CONSTRUCTION	OTHER	TOTAL
PRIOR BDGTS	25,000			1,623,111		1,648,111
2017-2018				750,000		750,000
2018-2019				750,000		750,000
2019-2020				750,000		750,000
2020-2021				750,000		750,000
2021-2022				750,000		750,000
BEYOND 2022						0
TOTAL COST	25,000	0	0	5,373,111	0	5,398,111

PROJECT SPECIFICATIONS

PROJECT DESCRIPTION:
Replace deteriorated water lines within the City.

PROJECT JUSTIFICATION:
Many lines have exceeded their engineered life expectancy.

PROJECT PRIORITY: A

START DATE: Ongoing **EST TIME TO COMPLETE:** As needed

OPERATING BUDGET EFFECT:
 NONE N/A SEE DETAIL

SHEET A 2017-2018/2021-2022 CAPITAL IMPROVEMENTS PROGRAM

PROJECT TITLE: Water Well Reclamation	PROJECT CATEGORY: Water
PROJECT NUMBER: 751001	COUNCIL DISTRICT # 2
DIVISION: Utilities	DEPARTMENT: Water

PROJECT BUDGET

REVENUE BREAKDOWN

REVENUE SOURCES	Utility Revenue Bonds 2014	UTILITY FUND	TOTAL
PRIOR BDGTS	376,699	2,623,301	3,000,000
PRIOR EXP	376,699	2,049,186	2,425,885
BUDGET C/O	0	574,115	574,115
2017-2018		750,000	750,000
2018-2019		750,000	750,000
2019-2020		750,000	750,000
2020-2021		750,000	750,000
2021-2022		750,000	750,000
BEYOND 2022			0
TOTAL COST		6,373,301	6,750,000

EXPENDITURE BREAKDOWN

EXPENDITURE BREAKDOWN	ENGINEERING	TESTING	LAND ACQUISITION	CONSTRUCTION	OTHER	TOTAL
PRIOR BDGTS	200,000			2,800,000		3,000,000
2017-2018				750,000		750,000
2018-2019				750,000		750,000
2019-2020				750,000		750,000
2020-2021				750,000		750,000
2021-2022				750,000		750,000
BEYOND 2022						0
TOTAL COST	200,000	0	0	6,550,000	0	6,750,000

PROJECT SPECIFICATIONS

PROJECT DESCRIPTION:
Reclaim abandoned water well within the City's corporate limits.

PROJECT JUSTIFICATION:
Increasing water production inside the City would reduce dependency on the Kisatchie Well Field in time of emergency.

PROJECT PRIORITY: A

START DATE: Ongoing **EST TIME TO COMPLETE:** Ongoing

OPERATING BUDGET EFFECT:
 NONE N/A SEE DETAIL

SHEET A 2017-2018/2021-2022 CAPITAL IMPROVEMENTS PROGRAM

PROJECT TITLE: Martin Park Water Main Replacement	PROJECT CATEGORY: Water
PROJECT NUMBER: 751201	COUNCIL DISTRICT # N/A
DIVISION: Utilities	DEPARTMENT: Water

PROJECT BUDGET

REVENUE BREAKDOWN

REVENUE SOURCES				REVENUE BONDS-2008	UTILITY FUND	TOTAL
PRIOR BDGTS				1,001,305	1,489,000	2,490,305
PRIOR EXP				1,001,305	988,117	1,989,422
BUDGET C/O				0	500,883	500,883
2017-2018						0
2018-2019						0
2019-2020						0
2020-2021						0
2021-2022						0
BEYOND 2022						0
TOTAL COST				1,001,305	1,489,000	2,490,305

EXPENDITURE BREAKDOWN

EXPENDITURE BREAKDOWN	ENGINEERING	TESTING	LAND ACQUISITION	CONSTRUCTION	OTHER	TOTAL
PRIOR BDGTS	50,000			2,440,305		2,490,305
2017-2018						0
2018-2019						0
2019-2020						0
2020-2021						0
2021-2022						0
BEYOND 2022						0
TOTAL COST	50,000	0	0	2,440,305	0	2,490,305

PROJECT SPECIFICATIONS

PROJECT DESCRIPTION:
Replace water mains throughout Martin Park Subdivision.

PROJECT JUSTIFICATION:
Existing DI mains are deteriorated and in need of replacement, as well as incorporating new AMR meters.

PROJECT PRIORITY: A

START DATE: 2013 **EST TIME TO COMPLETE:** 5 Years

OPERATING BUDGET EFFECT:
 NONE N/A SEE DETAIL

SHEET A 2017-2018/2021-2022 CAPITAL IMPROVEMENTS PROGRAM

PROJECT TITLE: Replace Water Wells	PROJECT CATEGORY: Water
PROJECT NUMBER: 751202	COUNCIL DISTRICT # N/A
DIVISION: Utilities	DEPARTMENT: Water

PROJECT BUDGET

REVENUE BREAKDOWN

REVENUE SOURCES				UTILITY FUND	STATE DHH LOAN	TOTAL
PRIOR BDGTS				250,000	2,583,700	2,833,700
PRIOR EXP					2,474,158	2,474,158
BUDGET C/O				250,000	109,542	359,542 #
2017-2018				500,000		500,000
2018-2019				1,000,000		1,000,000
2019-2020				500,000		500,000
2020-2021						0
2021-2022						0
BEYOND 2022						0
TOTAL COST				2,250,000	2,583,700	4,833,700

EXPENDITURE BREAKDOWN

EXPENDITURE BREAKDOWN	ENGINEERING	TESTING	LAND ACQUISITION	CONSTRUCTION	OTHER	TOTAL
PRIOR BDGTS				2,833,700		2,833,700
2017-2018				500,000		500,000
2018-2019				1,000,000		1,000,000
2019-2020				500,000		500,000
2020-2021						0
2021-2022						0
BEYOND 2022						0
TOTAL COST				4,833,700	0	4,833,700

PROJECT SPECIFICATIONS

PROJECT DESCRIPTION:
Redrill or replace water wells.

PROJECT JUSTIFICATION:
Wells have to be replaced or redrilled as they approach their useful lives.

PROJECT PRIORITY: A

START DATE: Ongoing **EST TIME TO COMPLETE:** Ongoing

OPERATING BUDGET EFFECT:
 NONE X N/A SEE DETAIL

SHEET A 2017-2018/2021-2022 CAPITAL IMPROVEMENTS PROGRAM

PROJECT TITLE: Hwy 1 Water Tank Repairs & Painting	PROJECT CATEGORY: Water
PROJECT NUMBER: 751301	COUNCIL DISTRICT # N/A
DIVISION: Utilities	DEPARTMENT: Water

PROJECT BUDGET

REVENUE BREAKDOWN

REVENUE SOURCES					UTILITY FUND	TOTAL
PRIOR BDGTS					832,000	832,000
PRIOR EXP					729,575	729,575
BUDGET C/O					102,425	102,425
2017-2018						0
2018-2019						0
2019-2020						0
2020-2021						0
2021-2022						0
BEYOND 2022						0
TOTAL COST					832,000	832,000

EXPENDITURE BREAKDOWN

EXPENDITURE BREAKDOWN	ENGINEERING	TESTING	LAND ACQUISITION	CONSTRUCTION	OTHER	TOTAL
PRIOR BDGTS					832,000	832,000
2017-2018						0
2018-2019						0
2019-2020						0
2020-2021						0
2021-2022						0
BEYOND 2022						0
TOTAL COST					832,000	832,000

PROJECT SPECIFICATIONS

PROJECT DESCRIPTION:
Replace Highway 1 Water Tank.

PROJECT JUSTIFICATION:
Existing superstructure is beyond repair.

PROJECT PRIORITY: A

START DATE: 2014 **EST TIME TO COMPLETE:** 2 Years

OPERATING BUDGET EFFECT:

NONE
 N/A
 SEE DETAIL

SHEET A 2017-2018/2021-2022 CAPITAL IMPROVEMENTS PROGRAM

PROJECT TITLE: McNutt Field Water Feeder Line	PROJECT CATEGORY: Water
PROJECT NUMBER: 751302	COUNCIL DISTRICT # N/A
DIVISION: Utilities	DEPARTMENT: Water

PROJECT BUDGET

REVENUE BREAKDOWN

REVENUE SOURCES					UTILITY FUND	TOTAL
PRIOR BDGTS					510,000	510,000
PRIOR EXP					450,286	450,286
BUDGET C/O					59,714	59,714
2017-2018						0
2018-2019					675,000	675,000
2019-2020					675,000	675,000
2020-2021						0
2021-2022						0
BEYOND 2022						0
TOTAL COST					1,860,000	1,860,000

EXPENDITURE BREAKDOWN

EXPENDITURE BREAKDOWN	ENGINEERING	TESTING	LAND ACQUISITION	CONSTRUCTION	OTHER	TOTAL
PRIOR BDGTS					510,000	510,000
2017-2018						0
2018-2019					675,000	675,000
2019-2020					675,000	675,000
2020-2021						0
2021-2022						0
BEYOND 2022						0
TOTAL COST					1,860,000	1,860,000

PROJECT SPECIFICATIONS

PROJECT DESCRIPTION: Replace water line main from McNutt Well Field to Hwy 1 Tank.	
PROJECT JUSTIFICATION: Existing DI main is deteriorated and in need of replacement.	
PROJECT PRIORITY: A	
START DATE: 2019	EST TIME TO COMPLETE: 2 Year
OPERATING BUDGET EFFECT:	
<input type="checkbox"/> NONE	<input checked="" type="checkbox"/> N/A
	<input type="checkbox"/> SEE DETAIL

SHEET A 2017-2018/2021-2022 CAPITAL IMPROVEMENTS PROGRAM

PROJECT TITLE: Adams Station 2400V to 480V	PROJECT CATEGORY: Water
PROJECT NUMBER: 751401	COUNCIL DISTRICT # N/A
DIVISION: Utilities	DEPARTMENT: Water

**PROJECT BUDGET
REVENUE BREAKDOWN**

REVENUE SOURCES				STATE DHH LOAN	UTILITY FUND	TOTAL
PRIOR BDGTS				450,000	150,000	600,000
PRIOR EXP					402	402
BUDGET C/O				450,000	149,598	599,598
2017-2018						0
2018-2019						0
2019-2020						0
2020-2021						0
2021-2022						0
BEYOND 2022						0
TOTAL COST				450,000	150,000	600,000

EXPENDITURE BREAKDOWN

EXPENDITURE BREAKDOWN	ENGINEERING	TESTING	LAND ACQUISITION	CONSTRUCTION	OTHER	TOTAL
PRIOR BDGTS					600,000	600,000
2017-2018						0
2018-2019						0
2019-2020						0
2020-2021						0
2021-2022						0
BEYOND 2022						0
TOTAL COST					600,000	600,000

PROJECT SPECIFICATIONS

PROJECT DESCRIPTION: Replace existing electrical switchgear with modern 480V switchgear.			
PROJECT JUSTIFICATION: Existing switchgear is obsolete.			
PROJECT PRIORITY:	A		
START DATE: 2019	EST TIME TO COMPLETE:	1 Year	
OPERATING BUDGET EFFECT:	<input type="checkbox"/> NONE <input checked="" type="checkbox"/> X <input type="checkbox"/> N/A <input type="checkbox"/> SEE DETAIL		

SHEET A 2017-2018/2021-2022 CAPITAL IMPROVEMENTS PROGRAM

PROJECT TITLE: Shell Road Tank Study	PROJECT CATEGORY: Water
PROJECT NUMBER: 751402	COUNCIL DISTRICT # N/A
DIVISION: Utilities	DEPARTMENT: Water

PROJECT BUDGET

REVENUE BREAKDOWN

REVENUE SOURCES					UTILITY FUND	TOTAL
PRIOR BDGTS					75,000	75,000
PRIOR EXP						0
BUDGET C/O					75,000	75,000
2017-2018						0
2018-2019						0
2019-2020						0
2020-2021						0
2021-2022						0
BEYOND 2022						0
TOTAL COST					75,000	75,000

EXPENDITURE BREAKDOWN

EXPENDITURE BREAKDOWN	ENGINEERING	TESTING	LAND ACQUISITION	CONSTRUCTION	OTHER	TOTAL
PRIOR BDGTS					75,000	75,000
2017-2018						0
2018-2019						0
2019-2020						0
2020-2021						0
2021-2022						0
BEYOND 2022						0
TOTAL COST					75,000	75,000

PROJECT SPECIFICATIONS

PROJECT DESCRIPTION:
Hydrodynamic modeling of the water system in the vicinity of Shell Road.

PROJECT JUSTIFICATION:

PROJECT PRIORITY: A

START DATE: N/A **EST TIME TO COMPLETE:** N/A

OPERATING BUDGET EFFECT:
 NONE N/A SEE DETAIL

SHEET A 2017-2018/2021-2022 CAPITAL IMPROVEMENTS PROGRAM

PROJECT TITLE: City Park Tank Replacement	PROJECT CATEGORY: Water
PROJECT NUMBER: 751403	COUNCIL DISTRICT # N/A
DIVISION: Utilities	DEPARTMENT: Water

PROJECT BUDGET

REVENUE BREAKDOWN

REVENUE SOURCES					UTILITY FUND	TOTAL
PRIOR BDGTS					962,000	962,000
PRIOR EXP					339,881	339,881
BUDGET C/O					622,119	622,119
2017-2018						0
2018-2019						0
2019-2020						0
2020-2021						0
2021-2022						0
BEYOND 2022						0
TOTAL COST					962,000	962,000

EXPENDITURE BREAKDOWN

EXPENDITURE BREAKDOWN	ENGINEERING	TESTING	LAND ACQUISITION	CONSTRUCTION	OTHER	TOTAL
PRIOR BDGTS					962,000	962,000
2017-2018						0
2018-2019						0
2019-2020						0
2020-2021						0
2021-2022						0
BEYOND 2022						0
TOTAL COST					962,000	962,000

PROJECT SPECIFICATIONS

PROJECT DESCRIPTION:
Construction of new concrete storage tank with 1 MGD capacity.

PROJECT JUSTIFICATION:
Existing steel tank is severely deteriorated on the interior and is recommended for replacement with a more efficient above ground tank.

PROJECT PRIORITY: A

START DATE: 2016 **EST TIME TO COMPLETE:** 2 Years

OPERATING BUDGET EFFECT:
 NONE N/A SEE DETAIL

SHEET A 2017-2018/2021-2022 CAPITAL IMPROVEMENTS PROGRAM

PROJECT TITLE: McKeithen Drive Tank Repair & Paint	PROJECT CATEGORY: Water
PROJECT NUMBER: 751601	COUNCIL DISTRICT # N/A
DIVISION: Utilities	DEPARTMENT: Water

**PROJECT BUDGET
REVENUE BREAKDOWN**

REVENUE SOURCES					UTILITY FUND	TOTAL
PRIOR BDGTS					735,000	735,000
PRIOR EXP					241,984	241,984
BUDGET C/O					493,016	493,016
2017-2018						0
2018-2019						0
2019-2020						0
2020-2021						0
2021-2022						0
BEYOND 2022						0
TOTAL COST					735,000	735,000

EXPENDITURE BREAKDOWN

EXPENDITURE BREAKDOWN	ENGINEERING	TESTING	LAND ACQUISITION	CONSTRUCTION	OTHER	TOTAL
PRIOR BDGTS					735,000	735,000
2017-2018						0
2018-2019						0
2019-2020						0
2020-2021						0
2021-2022						0
BEYOND 2022						0
TOTAL COST					735,000	735,000

PROJECT SPECIFICATIONS

PROJECT DESCRIPTION: Repair and paint McKeithen Drive Tank.			
PROJECT JUSTIFICATION: Tank walls are in need of repair and painting.			
PROJECT PRIORITY:	A		
START DATE: 2017	EST TIME TO COMPLETE:	2	Years
OPERATING BUDGET EFFECT:	<input type="checkbox"/> NONE <input checked="" type="checkbox"/> N/A <input type="checkbox"/> SEE DETAIL		

SHEET A 2017-2018/2021-2022 CAPITAL IMPROVEMENTS PROGRAM

PROJECT TITLE: Fire Hydrant Thread Standardization	PROJECT CATEGORY: Water
PROJECT NUMBER: 751602	COUNCIL DISTRICT # N/A
DIVISION: Utilities	DEPARTMENT: Water

PROJECT BUDGET

REVENUE BREAKDOWN

REVENUE SOURCES					UTILITY FUND	TOTAL
PRIOR BDGTS					105,000	105,000
PRIOR EXP						0
BUDGET C/O					105,000	105,000
2017-2018						0
2018-2019						0
2019-2020						0
2020-2021						0
2021-2022						0
BEYOND 2022						0
TOTAL COST					105,000	105,000

EXPENDITURE BREAKDOWN

EXPENDITURE BREAKDOWN	ENGINEERING	TESTING	LAND ACQUISITION	CONSTRUCTION	OTHER	TOTAL
PRIOR BDGTS					105,000	105,000
2017-2018						0
2018-2019						0
2019-2020						0
2020-2021						0
2021-2022						0
BEYOND 2022						0
TOTAL COST					105,000	105,000

PROJECT SPECIFICATIONS

PROJECT DESCRIPTION:
Install thread adapters for uniformity of Fire connections.

PROJECT JUSTIFICATION:
Standardized threads will be easier to maintain and faster to utilize in an emergency.

PROJECT PRIORITY: A

START DATE: Ongoing **EST TIME TO COMPLETE:** Ongoing

OPERATING BUDGET EFFECT:
 NONE N/A SEE DETAIL

SHEET A 2017-2018/2021-2022 CAPITAL IMPROVEMENTS PROGRAM

PROJECT TITLE: Rosalino Street Tank Repair & Paint	PROJECT CATEGORY: Water
PROJECT NUMBER: 751701	COUNCIL DISTRICT # 4
DIVISION: Utilities	DEPARTMENT: Water

PROJECT BUDGET

REVENUE BREAKDOWN

REVENUE SOURCES					UTILITY FUND	TOTAL
PRIOR BDGTS					296,000	296,000
PRIOR EXP						0
BUDGET C/O					296,000	296,000
2017-2018					565,000	565,000
2018-2019						0
2019-2020						0
2020-2021						0
2021-2022						0
BEYOND 2022						0
TOTAL COST					861,000	861,000

EXPENDITURE BREAKDOWN

EXPENDITURE BREAKDOWN	ENGINEERING	TESTING	LAND ACQUISITION	CONSTRUCTION	OTHER	TOTAL
PRIOR BDGTS					296,000	296,000
2017-2018					565,000	565,000
2018-2019						0
2019-2020						0
2020-2021						0
2021-2022						0
BEYOND 2022						0
TOTAL COST					861,000	861,000

PROJECT SPECIFICATIONS

PROJECT DESCRIPTION:
Repair and paint Rosalino Tank.

PROJECT JUSTIFICATION:
Tank walls are in need of repair and painting.

PROJECT PRIORITY: A

START DATE: 2019 **EST TIME TO COMPLETE:** 1 Year

OPERATING BUDGET EFFECT:
 NONE N/A SEE DETAIL

SHEET A 2017-2018/2021-2022 CAPITAL IMPROVEMENTS PROGRAM

PROJECT TITLE: TRC Rechlorination Station	PROJECT CATEGORY: Water
PROJECT NUMBER: 751702	COUNCIL DISTRICT # N/A
DIVISION: Utilities	DEPARTMENT: Water

**PROJECT BUDGET
REVENUE BREAKDOWN**

REVENUE SOURCES					UTILITY FUND	TOTAL
PRIOR BDGTS					239,000	239,000
PRIOR EXP						0
BUDGET C/O					239,000	239,000
2017-2018						0
2018-2019						0
2019-2020						0
2020-2021						0
2021-2022						0
BEYOND 2022						0
TOTAL COST					239,000	239,000

EXPENDITURE BREAKDOWN

EXPENDITURE BREAKDOWN	ENGINEERING	TESTING	LAND ACQUISITION	CONSTRUCTION	OTHER	TOTAL
PRIOR BDGTS	39,000		30,000	170,000		239,000
2017-2018						0
2018-2019						0
2019-2020						0
2020-2021						0
2021-2022						0
BEYOND 2022						0
TOTAL COST	39,000	0	30,000	170,000	0	239,000

PROJECT SPECIFICATIONS

PROJECT DESCRIPTION:
Construction of a Rechlorination Station to include building, booster pump, chlorination equipment and site fencing.

PROJECT JUSTIFICATION:
The Emergency Chlorine Rule mandates the City Water System must maintain .5 mg/l chlorine residual at all times. Currently, manual flushing is needed in certain areas to maintain adequate residual. This station will eliminate the need for labor intensive mechanical flushing.

PROJECT PRIORITY: A

START DATE: 2018 **EST TIME TO COMPLETE:** 1 Year

OPERATING BUDGET EFFECT:
 NONE N/A SEE DETAIL

SHEET A 2017-2018/2021-2022 CAPITAL IMPROVEMENTS PROGRAM

PROJECT TITLE: Annadale Road Improvements	PROJECT CATEGORY: Water
PROJECT NUMBER: 751703	COUNCIL DISTRICT # N/A
DIVISION: Utilities	DEPARTMENT: Water

**PROJECT BUDGET
REVENUE BREAKDOWN**

REVENUE SOURCES					UTILITY FUND	TOTAL
PRIOR BDGTS					353,000	353,000
PRIOR EXP					2,900	2,900
BUDGET C/O					353,000	350,100
2017-2018					60,000	60,000
2018-2019						0
2019-2020						0
2020-2021						0
2021-2022						0
BEYOND 2022						0
TOTAL COST					413,000	413,000

EXPENDITURE BREAKDOWN

EXPENDITURE BREAKDOWN	ENGINEERING	TESTING	LAND ACQUISITION	CONSTRUCTION	OTHER	TOTAL
PRIOR BDGTS	45,000	7,000		301,000		353,000
2017-2018				60,000		60,000
2018-2019						0
2019-2020						0
2020-2021						0
2021-2022						0
BEYOND 2022						0
TOTAL COST	45,000	7,000	0	361,000	0	413,000

PROJECT SPECIFICATIONS

PROJECT DESCRIPTION:
Construction of 18 ft wide asphalt roadway over existing gravel roadway.

PROJECT JUSTIFICATION:
Existing gravel roadway is expensive to maintain and presently in need of repair.

PROJECT PRIORITY: A
START DATE: 2018 **EST TIME TO COMPLETE:** 6 Months
OPERATING BUDGET EFFECT:
 NONE X N/A SEE DETAIL

SHEET A 2017-2018/2021-2022 CAPITAL IMPROVEMENTS PROGRAM

PROJECT TITLE: Water Main Replacement-Legacy System	PROJECT CATEGORY: Water
PROJECT NUMBER: 751704	COUNCIL DISTRICT # N/A
DIVISION: Utilities	DEPARTMENT: Water

PROJECT BUDGET

REVENUE BREAKDOWN

REVENUE SOURCES					UTILITY FUND	TOTAL
PRIOR BDGTS					490,000	490,000
PRIOR EXP					13,028	13,028
BUDGET C/O					476,972	476,972
2017-2018						0
2018-2019						0
2019-2020						0
2020-2021						0
2021-2022						0
BEYOND 2022						0
TOTAL COST					490,000	490,000

EXPENDITURE BREAKDOWN

EXPENDITURE BREAKDOWN	ENGINEERING	TESTING	LAND ACQUISITION	CONSTRUCTION	OTHER	TOTAL
PRIOR BDGTS				490,000		490,000
2017-2018						0
2018-2019						0
2019-2020						0
2020-2021						0
2021-2022						0
BEYOND 2022						0
TOTAL COST				490,000	0	490,000

PROJECT SPECIFICATIONS

PROJECT DESCRIPTION:
Replace existing water mains in the area generally bounded by the Red River, Lee Street, Bolton Avenue, and Rapides Avenue.

PROJECT JUSTIFICATION:
This will replace the utility infrastructure in one of the oldest areas of the City.

PROJECT PRIORITY: A

START DATE: Ongoing **EST TIME TO COMPLETE:** Ongoing

OPERATING BUDGET EFFECT:
 NONE N/A SEE DETAIL

SHEET A 2017-2018/2021-2022 CAPITAL IMPROVEMENTS PROGRAM

PROJECT TITLE: Chlorine Leak Detection	PROJECT CATEGORY: Water
PROJECT NUMBER: 751705	COUNCIL DISTRICT # N/A
DIVISION: Utilities	DEPARTMENT: Water

PROJECT BUDGET

REVENUE BREAKDOWN

REVENUE SOURCES					UTILITY FUND	TOTAL
PRIOR BDGTS					165,000	165,000
PRIOR EXP					99,848	99,848
BUDGET C/O					65,152	65,152
2017-2018						0
2018-2019						0
2019-2020						0
2020-2021						0
2021-2022						0
BEYOND 2022						0
TOTAL COST					165,000	165,000

EXPENDITURE BREAKDOWN

EXPENDITURE BREAKDOWN	ENGINEERING	TESTING	LAND ACQUISITION	CONSTRUCTION	OTHER	TOTAL
PRIOR BDGTS					165,000	165,000
2017-2018						0
2018-2019						0
2019-2020						0
2020-2021						0
2021-2022						0
BEYOND 2022						0
TOTAL COST					165,000	165,000

PROJECT SPECIFICATIONS

PROJECT DESCRIPTION:
Installation of chlorine gas detection equipment, chlorine cylinder auto shutoffs and other improvements to the 7 POE sites where chlorine gas is used.

PROJECT JUSTIFICATION:
Due to the location of these sites throughout the City, these improvements will help to prevent a discharge of chlorine gas in the event a leak has been detected.

PROJECT PRIORITY: A
START DATE: 2017 **EST TIME TO COMPLETE:** 2 Years
OPERATING BUDGET EFFECT:
 NONE N/A SEE DETAIL

SHEET A 2017-2018/2021-2022 CAPITAL IMPROVEMENTS PROGRAM

PROJECT TITLE: Kisatchie By Pass Phase I	PROJECT CATEGORY: Water
PROJECT NUMBER: N/A	COUNCIL DISTRICT # N/A
DIVISION: Utilities	DEPARTMENT: Water

PROJECT BUDGET

REVENUE BREAKDOWN

REVENUE SOURCES					UTILITY FUND	TOTAL
PRIOR BDGTS						0
PRIOR EXP						0
BUDGET C/O						0
2017-2018						0
2018-2019					2,429,000	2,429,000
2019-2020						0
2020-2021						0
2021-2022						0
BEYOND 2022						0
TOTAL COST					2,429,000	2,429,000

EXPENDITURE BREAKDOWN

EXPENDITURE BREAKDOWN	ENGINEERING	TESTING	LAND ACQUISITION	CONSTRUCTION	OTHER	TOTAL
PRIOR BDGTS						0
2017-2018						0
2018-2019	198,000	8,000		2,095,000	128,000	2,429,000
2019-2020						0
2020-2021						0
2021-2022						0
BEYOND 2022						0
TOTAL COST	198,000	8,000	0	2,095,000	128,000	2,429,000

PROJECT SPECIFICATIONS

PROJECT DESCRIPTION:
Extension of existing by-pass line by 5,600 feet from Ground Storage.

PROJECT JUSTIFICATION:
This section of transmission line is severely deteriorated due to the high pH of the soil. A failure would reduce capacity to maintain water levels and serve customers.

PROJECT PRIORITY: A

START DATE: N/A **EST TIME TO COMPLETE:** N/A

OPERATING BUDGET EFFECT:
 NONE N/A SEE DETAIL

SHEET A 2017-2018/2021-2022 CAPITAL IMPROVEMENTS PROGRAM

PROJECT TITLE: Adams Station Tank Repair & Paint	PROJECT CATEGORY: Water
PROJECT NUMBER: N/A	COUNCIL DISTRICT # 2
DIVISION: Utilities	DEPARTMENT: Water

PROJECT BUDGET

REVENUE BREAKDOWN

REVENUE SOURCES					UTILITY FUND	TOTAL
PRIOR BDGTS						0
PRIOR EXP						0
BUDGET C/O						0
2017-2018						0
2018-2019					615,000	615,000
2019-2020					562,000	562,000
2020-2021						0
2021-2022						0
BEYOND 2022						0
TOTAL COST					1,177,000	1,177,000

EXPENDITURE BREAKDOWN

EXPENDITURE BREAKDOWN	ENGINEERING	TESTING	LAND ACQUISITION	CONSTRUCTION	OTHER	TOTAL
PRIOR BDGTS						0
2017-2018						0
2018-2019					615,000	615,000
2019-2020					562,000	562,000
2020-2021						0
2021-2022						0
BEYOND 2022						0
TOTAL COST					1,177,000	1,177,000

PROJECT SPECIFICATIONS

PROJECT DESCRIPTION: Repair and paint Adams Station Tank.			
PROJECT JUSTIFICATION: Tank walls and roofare in need of repair and painting.			
PROJECT PRIORITY:		A	
START DATE:	N/A	EST TIME TO COMPLETE:	N/A
OPERATING BUDGET EFFECT:	<input type="checkbox"/> NONE	<input checked="" type="checkbox"/> N/A	<input type="checkbox"/> SEE DETAIL

SHEET A 2017-2018/2021-2022 CAPITAL IMPROVEMENTS PROGRAM

PROJECT TITLE: Water Well Meter Replacement	PROJECT CATEGORY: Water
PROJECT NUMBER: N/A	COUNCIL DISTRICT # N/A
DIVISION: Utilities	DEPARTMENT: Water

**PROJECT BUDGET
REVENUE BREAKDOWN**

REVENUE SOURCES					UTILITY FUND	TOTAL
PRIOR BDGTS						0
PRIOR EXP						0
BUDGET C/O						0
2017-2018						0
2018-2019					410,000	410,000
2019-2020						0
2020-2021						0
2021-2022						0
BEYOND 2022						0
TOTAL COST					410,000	410,000




EXPENDITURE BREAKDOWN

EXPENDITURE BREAKDOWN	ENGINEERING	TESTING	LAND ACQUISITION	CONSTRUCTION	OTHER	TOTAL
PRIOR BDGTS						0
2017-2018						0
2018-2019	36,000			360,000	14,000	410,000
2019-2020						0
2020-2021						0
2021-2022						0
BEYOND 2022						0
TOTAL COST	0	0		0	14,000	410,000

PROJECT SPECIFICATIONS

PROJECT DESCRIPTION:
Installation of flow meters to existing wells to determine water production.

PROJECT JUSTIFICATION:
Existing meters are in need of replacement in order to maintain production records for each well.

PROJECT PRIORITY: A
START DATE: N/A **EST TIME TO COMPLETE:** N/A
OPERATING BUDGET EFFECT:
 NONE  N/A  SEE DETAIL

SHEET A 2017-2018/2021-2022 CAPITAL IMPROVEMENTS PROGRAM

PROJECT TITLE: Adams Pump Station Line Renovation	PROJECT CATEGORY: Water
PROJECT NUMBER: N/A	COUNCIL DISTRICT # 2
DIVISION: Utilities	DEPARTMENT: Water

PROJECT BUDGET

REVENUE BREAKDOWN

REVENUE SOURCES					UTILITY FUND	TOTAL
PRIOR BDGTS						0
PRIOR EXP						0
BUDGET C/O						0
2017-2018						0
2018-2019						0
2019-2020						0
2020-2021					1,935,000	1,935,000
2021-2022						0
BEYOND 2022						0
TOTAL COST					1,935,000	1,935,000

EXPENDITURE BREAKDOWN

EXPENDITURE BREAKDOWN	ENGINEERING	TESTING	LAND ACQUISITION	CONSTRUCTION	OTHER	TOTAL
PRIOR BDGTS						0
2017-2018						0
2018-2019						0
2019-2020						0
2020-2021	162,000	5,000		1,675,000	93,000	1,935,000
2021-2022						0
BEYOND 2022						0
TOTAL COST	162,000	5,000		1,675,000	93,000	1,935,000

PROJECT SPECIFICATIONS

PROJECT DESCRIPTION:
Replacement of distribution manifold and related piping at Adam's Pump Station.

PROJECT JUSTIFICATION:
Existing distribution manifold is beyond repair and in need of replacement.

PROJECT PRIORITY: A

START DATE: N/A **EST TIME TO COMPLETE:** N/A

OPERATING BUDGET EFFECT:
 NONE N/A SEE DETAIL

2017-2018 CAPITAL BUDGET

*****This Page Intentionally Left Blank*****

2017-2018/2021-2022 CAPITAL IMPROVEMENTS BUDGET

TABLE OF CONTENTS

GAS

		PAGE
780901	Martin Park Gas Main Rep	4
781401	Gas SCADA Upgrade	5
781503	Gas Main Extention 8" Port	6
781601	Pecan Bayou Sudivision Ph 4	7
781602	Pecan Bayou Sudivision Ph 5	8
781604	Pecan Bayou Sudivision Ph 6	9
781605	Vandenburg/England Gas Loop	10
781606	LA 28W Gas Extension	11
781701	Ansley Blvd Gas Extension Ph 3	12
781702	Ansley Blvd Gas Extension Ph 4	13
781703	Calderwood Gas Extension	14
781704	Cloverleaf Gas Extension	15
781801	Lower 3rd/W Sandy Bayou Gas	16
*	Wells Boulevard Gas Rep	17
*	Zone 15 Gas Replacement	18
*	Alexandria West Side Gas Feed	19

2017-2018

**COMBINED CAPITAL PROJECTS
SOURCES OF FUNDING SUMMARY**

GAS

PROJECT IDENTIFICATION	SALES TAXES	AD VAL TAX- 14	AD VAL TAX- 08	FEDERAL FUNDS	OTHER FUNDS	UTILITY FUND	OTHER	TOTALS
Martin Park Gas Main Rep						300,000		300,000
Lower 3rd/W Sandy Bayou Gas						300,000		300,000
Total Gas	0	0	0	0	0	600,000	0	600,000

**2017-2018
ENTERPRISE CAPITAL PROJECTS
FIVE YEAR CAPITAL PLAN**

GAS

PROJ #	PROJECT IDENTIFICATION	BUDGET C/O	FISCAL YEAR					TOTAL 5 YEAR	BEYOND 2022	TOTAL COST
			17-18	18-19	19-20	20-21	21-22			
780901	Marlin Park Gas Main Rep	157,754	300,000					300,000		457,754
781401	Gas SCADA Upgrade	170,590						0		170,590
781503	Gas Main Extension 8" Port	55,000						0		55,000
781601	Pecan Bayou Sudvision Ph 4	11,551						0		11,551
781602	Pecan Bayou Sudvision Ph 5	12,525						0		12,525
781604	Pecan Bayou Sudvision Ph 6	2,801						0		2,801
781605	Vanderburg/England Gas Loop	35,000						0		35,000
781606	LA 26W Gas Extension	4,010						0		4,010
781701	Ansley Blvd Gas Extension Ph 3	25						0		25
781702	Ansley Blvd Gas Extension Ph 4	50						0		50
781703	Calderwood Gas Extension	45						0		45
781704	Cloverleaf Gas Extension	40,000						0		40,000
781801	Lower 3rd/W Sandy Bayou Gas		300,000					300,000		300,000
*	Wells Boulevard Gas Rep			300,000				300,000		300,000
*	Zone 15 Gas Replacement				300,000			300,000		300,000
*	Alexandria West Side Gas Feed					650,000		650,000		650,000
Total Gas		489,351	600,000	300,000	300,000	650,000	0	1,850,000	0	2,339,351

- * Project Number to be Assigned
- ⊕ New or Revised Projects
- ▨ Projects to be closed

SHEET A 2017-2018/2021-2022 CAPITAL IMPROVEMENTS PROGRAM

PROJECT TITLE: Gas Replacement-Martin Park Subdivision	PROJECT CATEGORY: Gas
PROJECT NUMBER: 780901	COUNCIL DISTRICT #
DIVISION: Utilities	DEPARTMENT: Gas

**PROJECT BUDGET
REVENUE BREAKDOWN**

REVENUE SOURCES	Utility Revenue Bonds 2014	REVENUE BONDS-2004	UTILITY FUND	TOTAL
PRIOR BDGTS	99,870	433,305	2,298,130	2,831,305
PRIOR EXP	99,870	433,305	2,140,376	2,673,551
BUDGET C/O	0	0	157,754	157,754
2017-2018			300,000	300,000
2018-2019				0
2019-2020				0
2020-2021				0
2021-2022				0
BEYOND 2022				0
TOTAL COST	99,870	433,305	2,598,130	3,131,305

EXPENDITURE BREAKDOWN

EXPENDITURE BREAKDOWN	ENGINEERING	TESTING	LAND ACQUISITION	CONSTRUCTION	OTHER	TOTAL
PRIOR BDGTS	134,750	18,000	7,250	2,671,305		2,831,305
2017-2018	50,000			250,000		300,000
2018-2019						0
2019-2020						0
2020-2021						0
2021-2022						0
BEYOND 2022						0
TOTAL COST	184,750	18,000	7,250	2,921,305	0	3,131,305

PROJECT DESCRIPTION:

Replacement and reconstruction of Martin Park Subdivision, Zone 21 gas distribution system for the area from Horseshoe Drive to Spencer Street and from Manor Drive to Mansour Avenue. This project will include a gas regulator station, 2" through 4" mains and new service lines and assemblies.

PROJECT JUSTIFICATION:

The existing gas lines in this area are antiquated and leak prone causing a very hazardous situation. This work will upgrade the area's gas system and reduce the probability of hazardous gas problems.

PROJECT PRIORITY:

A

START DATE: 2010

EST TIME TO COMPLETE:

7 Years

OPERATING BUDGET EFFECT:

NONE

N/A

SEE DETAIL

SHEET A 2017-2018/2021-2022 CAPITAL IMPROVEMENTS PROGRAM

PROJECT TITLE: Gas SCADA Upgrade	PROJECT CATEGORY: Gas
PROJECT NUMBER: 781401	COUNCIL DISTRICT #
DIVISION: Utilities	DEPARTMENT: Gas

PROJECT BUDGET

REVENUE BREAKDOWN

REVENUE SOURCES					UTILITY FUND	TOTAL
PRIOR BDGTS					425,000	425,000
PRIOR EXP					254,410	254,410
BUDGET C/O					170,590	170,590
2017-2018						0
2018-2019						0
2019-2020						0
2020-2021						0
2021-2022						0
BEYOND 2022						0
TOTAL COST					425,000	425,000

EXPENDITURE BREAKDOWN

EXPENDITURE BREAKDOWN	ENGINEERING	TESTING	LAND ACQUISITION	CONSTRUCTION	OTHER	TOTAL
PRIOR BDGTS					425,000	425,000
2017-2018						0
2018-2019						0
2019-2020						0
2020-2021						0
2021-2022						0
BEYOND 2022						0
TOTAL COST					425,000	425,000

PROJECT DESCRIPTION:

Replace existing SCADA (Supervisory Control and Data Acquisition System).

PROJECT JUSTIFICATION:

Existing system is over 20 years old and antiquated. Replacement parts are no longer available.

PROJECT PRIORITY:

A

START DATE: 2017

EST TIME TO COMPLETE:

6 months

OPERATING BUDGET EFFECT:

NONE

N/A

SEE DETAIL

SHEET A 2017-2018/2021-2022 CAPITAL IMPROVEMENTS PROGRAM

PROJECT TITLE: Gas Main Extension 8" Port	PROJECT CATEGORY: Gas
PROJECT NUMBER: 781503	COUNCIL DISTRICT #
DIVISION: Utilities	DEPARTMENT: Gas

**PROJECT BUDGET
REVENUE BREAKDOWN**

REVENUE SOURCES					UTILITY FUND	TOTAL
PRIOR BDGTS					55,000	55,000
PRIOR EXP						0
BUDGET C/D					55,000	55,000
2017-2018						0
2018-2019						0
2019-2020						0
2020-2021						0
2021-2022						0
BEYOND 2022						0
TOTAL COST					55,000	55,000

EXPENDITURE BREAKDOWN

EXPENDITURE BREAKDOWN	ENGINEERING	TESTING	LAND ACQUISITION	CONSTRUCTION	OTHER	TOTAL
PRIOR BDGTS					55,000	55,000
2017-2018						0
2018-2019						0
2019-2020						0
2020-2021						0
2021-2022						0
BEYOND 2022						0
TOTAL COST					55,000	55,000

PROJECT DESCRIPTION:
Extend gas service for expansion and development of the Port of Alexandria.

PROJECT JUSTIFICATION:
Extension of gas service at the point will add to utility customer base and aid in economic development.

PROJECT PRIORITY: A

START DATE: N/A **EST TIME TO COMPLETE:** N/A

OPERATING BUDGET EFFECT:
 NONE N/A SEE DETAIL

SHEET A 2017-2018/2021-2022 CAPITAL IMPROVEMENTS PROGRAM

PROJECT TITLE: Pecan Bayou Subdivision Ph 4	PROJECT CATEGORY: Gas
PROJECT NUMBER: 781601	COUNCIL DISTRICT #
DIVISION: Utilities	DEPARTMENT: Gas

**PROJECT BUDGET
REVENUE BREAKDOWN**

REVENUE SOURCES					UTILITY FUND	TOTAL
PRIOR BDGTS					110,000	110,000
PRIOR EXP					98,449	98,449
BUDGET C/O					11,551	11,551
2017-2018						0
2018-2019						0
2019-2020						0
2020-2021						0
2021-2022						0
BEYOND 2022						0
TOTAL COST					110,000	110,000

EXPENDITURE BREAKDOWN

EXPENDITURE BREAKDOWN	ENGINEERING	TESTING	LAND ACQUISITION	CONSTRUCTION	OTHER	TOTAL
PRIOR BDGTS					110,000	110,000
2017-2018						0
2018-2019						0
2019-2020						0
2020-2021						0
2021-2022						0
BEYOND 2022						0
TOTAL COST					110,000	110,000

PROJECT DESCRIPTION:
Extend gas service to Pecan Bayou Subdivision Phase 4.

PROJECT JUSTIFICATION:
Expansion of the utility customer base due to private development.

PROJECT PRIORITY: A

START DATE: 2016 **EST TIME TO COMPLETE:** 6 months

OPERATING BUDGET EFFECT:
 NONE N/A SEE DETAIL

SHEET A 2017-2018/2021-2022 CAPITAL IMPROVEMENTS PROGRAM

PROJECT TITLE: Pecan Bayou Subdivision Ph 6	PROJECT CATEGORY: Gas
PROJECT NUMBER: 781604	COUNCIL DISTRICT #
DIVISION: Utilities	DEPARTMENT: Gas

PROJECT BUDGET

REVENUE BREAKDOWN

REVENUE SOURCES					UTILITY FUND	TOTAL
PRIOR BDGTS					20,000	20,000
PRIOR EXP					17,199	17,199
BUDGET C/O					2,801	2,801
2017-2018						0
2018-2019						0
2019-2020						0
2020-2021						0
2021-2022						0
BEYOND 2022						0
TOTAL COST					20,000	20,000

EXPENDITURE BREAKDOWN

EXPENDITURE BREAKDOWN	ENGINEERING	TESTING	LAND ACQUISITION	CONSTRUCTION	OTHER	TOTAL
PRIOR BDGTS					20,000	20,000
2017-2018						0
2018-2019						0
2019-2020						0
2020-2021						0
2021-2022						0
BEYOND 2022						0
TOTAL COST					20,000	20,000

PROJECT DESCRIPTION:

Installation of approximately 1,200 Linear Feet of 4" P.E. main gas line in Pecan Bayou Subdivision.

PROJECT JUSTIFICATION:

Expansion of the utility customer base due to private development.

PROJECT PRIORITY:

A

START DATE: 2016

EST TIME TO COMPLETE:

6 months

OPERATING BUDGET EFFECT:

X NONE

N/A

SEE DETAIL

SHEET A 2017-2018/2021-2022 CAPITAL IMPROVEMENTS PROGRAM

PROJECT TITLE: Ansley Blvd Gas Extension Ph 3	PROJECT CATEGORY: Gas
PROJECT NUMBER: 781701	COUNCIL DISTRICT # 5
DIVISION: Utilities	DEPARTMENT: Gas

PROJECT BUDGET

REVENUE BREAKDOWN

REVENUE SOURCES					UTILITY FUND	TOTAL
PRIOR BDGTS					25,000	25,000
PRIOR EXP					24,975	24,975
BUDGET C/O					25	25
2017-2018						0
2018-2019						0
2019-2020						0
2020-2021						0
2021-2022						0
BEYOND 2022						0
TOTAL COST					25,000	25,000

EXPENDITURE BREAKDOWN

EXPENDITURE BREAKDOWN	ENGINEERING	TESTING	LAND ACQUISITION	CONSTRUCTION	OTHER	TOTAL
PRIOR BDGTS	5,000			20,000		25,000
2017-2018						0
2018-2019						0
2019-2020						0
2020-2021						0
2021-2022						0
BEYOND 2022						0
TOTAL COST	5,000	0	0	20,000	0	25,000

PROJECT DESCRIPTION:

Extension of approximately 1,000 linear feet of 4" P.E. main gas line along Ansley Boulevard in Lakes Subdivision.

PROJECT JUSTIFICATION:

Provide gas service for potential growth in area.

PROJECT PRIORITY:

A

START DATE: 2016

EST TIME TO COMPLETE:

6 months

OPERATING BUDGET EFFECT:

NONE

N/A

SEE DETAIL

SHEET A 2017-2018/2021-2022 CAPITAL IMPROVEMENTS PROGRAM

PROJECT TITLE: Ansley Blvd Gas Extension Ph 4	PROJECT CATEGORY: Gas
PROJECT NUMBER: 781702	COUNCIL DISTRICT # 5
DIVISION: Utilities	DEPARTMENT: Gas

PROJECT BUDGET

REVENUE BREAKDOWN

REVENUE SOURCES					UTILITY FUND	TOTAL
PRIOR BDGTS					25,000	25,000
PRIOR EXP					24,950	24,950
BUDGET C/O					50	50
2017-2018						0
2018-2019						0
2019-2020						0
2020-2021						0
2021-2022						0
BEYOND 2022						0
TOTAL COST					25,000	25,000

EXPENDITURE BREAKDOWN

EXPENDITURE BREAKDOWN	ENGINEERING	TESTING	LAND ACQUISITION	CONSTRUCTION	OTHER	TOTAL
PRIOR BDGTS	5,000			20,000		25,000
2017-2018						0
2018-2019						0
2019-2020						0
2020-2021						0
2021-2022						0
BEYOND 2022						0
TOTAL COST	5,000	0	0	20,000	0	25,000

PROJECT DESCRIPTION:

Extension of approximately 1,000 linear feet of 4" P.E. main gas line along Ansley Boulevard in Lakes Subdivision.

PROJECT JUSTIFICATION:

Provide gas service for potential growth in area.

PROJECT PRIORITY:

START DATE: 2016 **EST TIME TO COMPLETE:** A 6 months

OPERATING BUDGET EFFECT:

NONE N/A SEE DETAIL

SHEET A 2017-2018/2021-2022 CAPITAL IMPROVEMENTS PROGRAM

PROJECT TITLE: Lower 3rd/West Sandy Bayou Gas Repl	PROJECT CATEGORY: Gas
PROJECT NUMBER: 781801	COUNCIL DISTRICT # 5
DIVISION: Utilities	DEPARTMENT: Gas

PROJECT BUDGET

REVENUE BREAKDOWN

REVENUE SOURCES					UTILITY FUND	TOTAL
PRIOR BDGTS						0
PRIOR EXP						0
BUDGET C/O						0
2017-2018					300,000	300,000
2018-2019						0
2019-2020						0
2020-2021						0
2021-2022						0
BEYOND 2022						0
TOTAL COST					300,000	300,000

EXPENDITURE BREAKDOWN

EXPENDITURE BREAKDOWN	ENGINEERING	TESTING	LAND ACQUISITION	CONSTRUCTION	OTHER	TOTAL
PRIOR BDGTS						0
2017-2018	50,000			250,000		300,000
2018-2019						0
2019-2020						0
2020-2021						0
2021-2022						0
BEYOND 2022						0
TOTAL COST	50,000	0	0	250,000	0	300,000

PROJECT DESCRIPTION:

Replacement of gas mains, gas service lines, and meter sets in the area of Lower 3rd Street, West Sandy Bayou Drive, and Hudson Blvd.

PROJECT JUSTIFICATION:

Continued replacement and upgrade of natural gas system as per DIMP/PHMSA recommendations.

PROJECT PRIORITY:

START DATE: 2018 **EST TIME TO COMPLETE:** A 2 Years

OPERATING BUDGET EFFECT:

NONE N/A SEE DETAIL

SHEET A 2017-2018/2021-2022 CAPITAL IMPROVEMENTS PROGRAM

PROJECT TITLE: Wells Boulevard Gas Replacement	PROJECT CATEGORY: Gas
PROJECT NUMBER: N/A	COUNCIL DISTRICT # 5
DIVISION: Utilities	DEPARTMENT: Gas

**PROJECT BUDGET
REVENUE BREAKDOWN**

REVENUE SOURCES					UTILITY FUND	TOTAL
PRIOR BDGTS						0
PRIOR EXP						0
BUDGET C/O						0
2017-2018						0
2018-2019					300,000	300,000
2019-2020						0
2020-2021						0
2021-2022						0
BEYOND 2022						0
TOTAL COST					300,000	300,000

EXPENDITURE BREAKDOWN

EXPENDITURE BREAKDOWN	ENGINEERING	TESTING	LAND ACQUISITION	CONSTRUCTION	OTHER	TOTAL
PRIOR BDGTS						0
2017-2018						0
2018-2019	50,000			250,000		300,000
2019-2020						0
2020-2021						0
2021-2022						0
BEYOND 2022						0
TOTAL COST	50,000	0	0	250,000	0	300,000

PROJECT DESCRIPTION:

Replacement of gas mains, gas service lines, and meter sets in the area of Wells Boulevard, Richard Avenue, and Sugarhouse Road.

PROJECT JUSTIFICATION:

Continued replacement and upgrade of natural gas system as per DIMP/PHMSA recommendations.

PROJECT PRIORITY:

START DATE: N/A **EST TIME TO COMPLETE:** A N/A

OPERATING BUDGET EFFECT:

NONE N/A SEE DETAIL

SHEET A 2017-2018/2021-2022 CAPITAL IMPROVEMENTS PROGRAM

PROJECT TITLE: Zone 15 Gas Replacement	PROJECT CATEGORY: Gas
PROJECT NUMBER:	COUNCIL DISTRICT #
DIVISION: Utilities	DEPARTMENT: Gas

**PROJECT BUDGET
REVENUE BREAKDOWN**

REVENUE SOURCES					UTILITY FUND	TOTAL
PRIOR BDGTS						0
PRIOR EXP						0
BUDGET C/O						0
2017-2018						0
2018-2019						0
2019-2020					300,000	300,000
2020-2021						0
2021-2022						0
BEYOND 2022						0
TOTAL COST					300,000	300,000

EXPENDITURE BREAKDOWN

EXPENDITURE BREAKDOWN	ENGINEERING	TESTING	LAND ACQUISITION	CONSTRUCTION	OTHER	TOTAL
PRIOR BDGTS						0
2017-2018						0
2018-2019						0
2019-2020	50,000				250,000	300,000
2020-2021						0
2021-2022						0
BEYOND 2022						0
TOTAL COST	50,000	0	0	0	250,000	300,000

PROJECT DESCRIPTION:
Replacement of gas mains, gas service lines, and meter sets in the area of the former North Circle, including Railroad Avenue, Stracener Street and South Street.

PROJECT JUSTIFICATION:
Continued replacement and upgrade of natural gas system as per DIMP/PHMSA recommendations.

PROJECT PRIORITY: A

START DATE: N/A **EST TIME TO COMPLETE:** N/A

OPERATING BUDGET EFFECT:
 NONE N/A SEE DETAIL

SHEET A 2017-2018/2021-2022 CAPITAL IMPROVEMENTS PROGRAM

PROJECT TITLE: Alexandria West Side Gas Feed	PROJECT CATEGORY: Gas
PROJECT NUMBER:	COUNCIL DISTRICT #
DIVISION: Utilities	DEPARTMENT: Gas

PROJECT BUDGET

REVENUE BREAKDOWN

REVENUE SOURCES					UTILITY FUND	TOTAL
PRIOR BDGTS						0
PRIOR EXP						0
BUDGET C/O						0
2017-2018						0
2018-2019						0
2019-2020						0
2020-2021					650,000	650,000
2021-2022						0
BEYOND 2022						0
TOTAL COST					650,000	650,000

EXPENDITURE BREAKDOWN

EXPENDITURE BREAKDOWN	ENGINEERING	TESTING	LAND ACQUISITION	CONSTRUCTION	OTHER	TOTAL
PRIOR BDGTS						0
2017-2018						0
2018-2019						0
2019-2020						0
2020-2021	100,000			550,000		650,000
2021-2022						0
BEYOND 2022						0
TOTAL COST	100,000	0	0	550,000	0	650,000

PROJECT DESCRIPTION:

Construction of a Regulator/Meter Station and approximately 6000 LF-6" line Stl along Highway 28 West from Robinson Road to Vandenberg Drive.

PROJECT JUSTIFICATION:

Provide an additional natural gas feed for the City's Gas Distribution System.

PROJECT PRIORITY:

START DATE: N/A

EST TIME TO COMPLETE: A

N/A

OPERATING BUDGET EFFECT:

X NONE

N/A

SEE DETAIL

2017-2018 CAPITAL BUDGET

*****This Page Intentionally Left Blank*****

O. WASTEWATER

2017-2018/2021-2022 CAPITAL IMPROVEMENTS BUDGET

TABLE OF CONTENTS

WASTEWATER

		PAGE
818901	Sewer Line Rehab & Replacement	4
810904	Collection/Treatment Painting	5
811301	Atwood Station Odor Control	6
811501	Lift Station Upgrades	7
811502	Port Force Main Additions	8
811601	Lift Station Stand by Power	9
811602	Demolish Atwood Lift Station	10
811603	Samtown Lift Station & Force Main	11
811701	Wastewater Main Repl -Legacy Systems	12
811801	Vehicle Storage Building	13
*	Windemere Lift Station Gravity Sewer	14
*	Engine Replacement-Jones St Lift Station	15
*	Martin Park Flood Control Stand BY	16
*	Hwy 28 W Sewer Improvements	17
*	Main Lift Station Renovations	18
*	West Sandy Bayou Flood Control Stand By	19
*	Downtown Sewer Line Rehab	20
*	West Alexandria Treatment Plant	21
*	Perimeter Fence Treatment Plant	22
*	Treatment Plant Drainage	23
*	Calvert Street Lift Station	24

2017-2018

**COMBINED CAPITAL PROJECTS
SOURCES OF FUNDING SUMMARY**

WASTEWATER

PROJECT IDENTIFICATION	SALES TAXES	AD VAL TAX- 14	AD VAL TAX- 08	FEDERAL FUNDS	OTHER FUNDS	UTILITY FUND	OTHER	TOTALS
Sewer Line Rehab & Replacement						450,000		450,000
Lift Station Upgrades						220,000		220,000
Vehicle Storage Building						275,000		275,000
Total Wastewater	0	0	0	0	0	945,000	0	945,000

2017-2018

**ENTERPRISE CAPITAL PROJECTS
FIVE YEAR CAPITAL PLAN**

WASTEWATER

PROJ #	PROJECT IDENTIFICATION	BUDGET C/O	FISCAL YEAR					TOTAL 5 YEAR	BEYOND 2022	TOTAL COST
			17-18	18-19	19-20	20-21	21-22			
818901	Sewer Line Rehab & Replacement	1,165,509	450,000	750,000	750,000	750,000	750,000	3,450,000		4,615,509
810004	Collection/Treatment Planting	38,872		925,000				925,000		963,872
811301	Atwood Station Odor Control	238,447						0		238,447
811501	Lift Station Upgrades	415,000	220,000		220,000			440,000		655,000
811502	Port Force Main Additions	45,000						0		45,000
811601	Lift Station Stand by Power	246,740						0		246,740
811602	Demolish Atwood Lift Station	189,850						0		189,850
811603	Samtown Lift Station & Force Main	1,028,274						0		1,028,274
811701	Wastewater Main Rep - Legacy System	475,890						0		475,890
811801	Vehicle Storage Building	0	275,000					275,000		275,000
*	Windemere Lift Station Gravity Sewer	0		1,592,000				1,592,000		1,592,000
*	Engine Replacement-Jones St Lift Stati	0			2,400,000			2,400,000		2,400,000
*	Martin Park Flood Control Stand By	0			156,000			156,000		156,000
*	Highway 26 W Sewer Improvements	0				1,570,000		1,570,000		1,570,000
*	Main Lift Stations Renovation	0					4,148,000	4,148,000		4,148,000
*	W Sandy Bayou Flood Control Stand B	0					546,000	546,000		546,000
*	Downtown Sewer Line Rehab	0						0	6,000,000	6,000,000
*	West Alexandria Treatment Plant	0						0	57,910,000	57,910,000
*	Perimeter Fence Treatment Plant	0						0	356,000	356,000
*	Treatment Plant Drainage	0						0	465,000	465,000
*	Calvert Street Lift Station	0						0	6,600,000	6,600,000
Total Wastewater		3,843,682	945,000	3,267,000	3,526,000	2,330,000	5,444,000	15,502,000	71,331,000	90,676,582

- * Project Number to be Assigned
- ⊙ New or Revised Projects
- ▨ Projects to be closed

SHEET A 2017-2018/2021-2022 CAPITAL IMPROVEMENTS PROGRAM

PROJECT TITLE: Sewer Line Rehabilitation	PROJECT CATEGORY: Wastewater
PROJECT NUMBER: 818901	COUNCIL DISTRICT # N/A
DIVISION: Utilities	DEPARTMENT: Wastewater

PROJECT BUDGET

REVENUE BREAKDOWN

REVENUE SOURCES					UTILITY FUND	TOTAL
PRIOR BDGTS					11,242,766	11,242,766
PRIOR EXP					10,077,257	10,077,257
BUDGET C/O					1,165,509	1,165,509
2017-2018					450,000	450,000
2018-2019					750,000	750,000
2019-2020					750,000	750,000
2020-2021					750,000	750,000
2021-2022					750,000	750,000
BEYOND 2022						0
TOTAL COST					14,692,766	14,692,766

EXPENDITURE BREAKDOWN

EXPENDITURE BREAKDOWN	ENGINEERING	TESTING	LAND ACQUISITION	CONSTRUCTION	OTHER	TOTAL
PRIOR BDGTS	740,000			10,502,766		11,242,766
2017-2018				450,000		450,000
2018-2019				750,000		750,000
2019-2020				750,000		750,000
2020-2021				750,000		750,000
2021-2022				750,000		750,000
BEYOND 2022						0
TOTAL COST	740,000	0	0	13,952,766	0	14,692,766

PROJECT SPECIFICATIONS

PROJECT DESCRIPTION:

Sewer line rehabilitation.

PROJECT JUSTIFICATION:

Repair, reline or replace deteriorated mains, manholes and services that are identified as causing excess infiltration and inflow into the collection system. This project addresses our entire collection system. Increased cost are to ensure EPA compliance in coming years. We have received correspondence for the EPA urging the reimplemention of this program.

PROJECT PRIORITY:

START DATE: On Going **EST TIME TO COMPLETE:** A As Needed

OPERATING BUDGET EFFECT:

X NONE N/A SEE DETAIL

SHEET A 2017-2018/2021-2022 CAPITAL IMPROVEMENTS PROGRAM

PROJECT TITLE: Collection/Treatment Painting Project	PROJECT CATEGORY: Wastewater
PROJECT NUMBER: 810904	COUNCIL DISTRICT # 2
DIVISION: Utilities	DEPARTMENT: Wastewater

PROJECT BUDGET

REVENUE BREAKDOWN

REVENUE SOURCES	Utility Revenue Bonds 2014	REVENUE BONDS 2013	UTILITY FUND	TOTAL
PRIOR BDGTS	575,676	110,000	214,324	900,000
PRIOR EXP	575,676	110,000	175,452	861,128
BUDGET C/O	0	0	38,872	38,872
2017-2018				0
2018-2019			925,000	925,000
2019-2020				0
2020-2021				0
2021-2022				0
BEYOND 2022				0
TOTAL COST		110,000	1,139,324	1,825,000

EXPENDITURE BREAKDOWN

EXPENDITURE BREAKDOWN	ENGINEERING	TESTING	LAND ACQUISITION	CONSTRUCTION	OTHER	TOTAL
PRIOR BDGTS	75,000			825,000		900,000
2017-2018						0
2018-2019	115,000	18,000		792,000		925,000
2019-2020						0
2020-2021						0
2021-2022						0
BEYOND 2022						0
TOTAL COST	190,000	18,000	0	1,617,000	0	1,825,000

PROJECT SPECIFICATIONS

PROJECT DESCRIPTION:

Painting of buildings & equipment at the following locations: Casson Street Lift Station, Masonic Drive Lift Station, Atwood Lift Station, In-Plant Lift Station, Sludge Thickener Tanks and Sludge Hopper at Solids Handling Building.

PROJECT JUSTIFICATION:

Paint on these structures and equipment is severely deteriorated. Work is needed to maintain structural integrity.

PROJECT PRIORITY:

A

START DATE: 2019

EST TIME TO COMPLETE: 1 Year

OPERATING BUDGET EFFECT:

 NONE

 N/A

 SEE DETAIL

SHEET A 2017-2018/2021-2022 CAPITAL IMPROVEMENTS PROGRAM

PROJECT TITLE: Atwood Lift Station Odor Control	PROJECT CATEGORY: Wastewater
PROJECT NUMBER: 811301	COUNCIL DISTRICT # 2
DIVISION: Utilities	DEPARTMENT: Wastewater

PROJECT BUDGET

REVENUE BREAKDOWN

REVENUE SOURCES					UTILITY FUND	TOTAL
PRIOR BDGTS					255,000	255,000
PRIOR EXP					16,553	16,553
BUDGET C/O					238,447	238,447
2017-2018						0
2018-2019						0
2019-2020						0
2020-2021						0
2021-2022						0
BEYOND 2022						0
TOTAL COST					255,000	255,000

EXPENDITURE BREAKDOWN

EXPENDITURE BREAKDOWN	ENGINEERING	TESTING	LAND ACQUISITION	CONSTRUCTION	OTHER	TOTAL
PRIOR BDGTS	15,000			240,000		255,000
2017-2018						0
2018-2019						0
2019-2020						0
2020-2021						0
2021-2022						0
BEYOND 2022						0
TOTAL COST	15,000	0	0	240,000	0	255,000

PROJECT SPECIFICATIONS

PROJECT DESCRIPTION:
Construction of Odor Control System at Atwood Lift Station.

PROJECT JUSTIFICATION:
Very high levels of hydrogen sulfide are currently being emitted from this lift station. The City has received numerous complaints about odors at this site. The system will render this station odor free.

PROJECT PRIORITY: A

START DATE: 2017 **EST TIME TO COMPLETE:** 2 Years

OPERATING BUDGET EFFECT:
 NONE N/A SEE DETAIL

SHEET A 2017-2018/2021-2022 CAPITAL IMPROVEMENTS PROGRAM

PROJECT TITLE: Lift Station Upgrades	PROJECT CATEGORY: Wastewater
PROJECT NUMBER: 811501	COUNCIL DISTRICT # 2
DIVISION: Utilities	DEPARTMENT: Wastewater

PROJECT BUDGET

REVENUE BREAKDOWN

REVENUE SOURCES					UTILITY FUND	TOTAL
PRIOR BDGTS					415,000	415,000
PRIOR EXP						0
BUDGET C/O					415,000	415,000
2017-2018					220,000	220,000
2018-2019						0
2019-2020					220,000	220,000
2020-2021						0
2021-2022						0
BEYOND 2022						0
TOTAL COST					855,000	855,000

EXPENDITURE BREAKDOWN

EXPENDITURE BREAKDOWN	ENGINEERING	TESTING	LAND ACQUISITION	CONSTRUCTION	OTHER	TOTAL
PRIOR BDGTS					415,000	415,000
2017-2018					220,000	220,000
2018-2019						0
2019-2020					220,000	220,000
2020-2021						0
2021-2022						0
BEYOND 2022						0
TOTAL COST	0	0	0	0	855,000	855,000

PROJECT SPECIFICATIONS

PROJECT DESCRIPTION:
Installation of modern above-ground duplex pump package with high capacity pumps at Good Earth, Clermont, Twin Bridges Road, North Village, Briarwood, and Landmark Lift Stations.

PROJECT JUSTIFICATION:
Existing pumps at these stations are inefficient and have to be frequently repaired.

PROJECT PRIORITY: A

START DATE: Ongoing **EST TIME TO COMPLETE:** Ongoing

OPERATING BUDGET EFFECT:
 NONE N/A SEE DETAIL

SHEET A 2017-2018/2021-2022 CAPITAL IMPROVEMENTS PROGRAM

PROJECT TITLE: Port Force Main Additions	PROJECT CATEGORY: Wastewater
PROJECT NUMBER: 811502	COUNCIL DISTRICT # 2
DIVISION: Utilities	DEPARTMENT: Wastewater

PROJECT BUDGET

REVENUE BREAKDOWN

REVENUE SOURCES					UTILITY FUND	TOTAL
PRIOR BDGTS					45,000	45,000
PRIOR EXP						0
BUDGET C/O					45,000	45,000
2017-2018						0
2018-2019						0
2019-2020						0
2020-2021						0
2021-2022						0
BEYOND 2022						0
TOTAL COST					45,000	45,000

EXPENDITURE BREAKDOWN

EXPENDITURE BREAKDOWN	ENGINEERING	TESTING	LAND ACQUISITION	CONSTRUCTION	OTHER	TOTAL
PRIOR BDGTS					45,000	45,000
2017-2018						0
2018-2019						0
2019-2020						0
2020-2021						0
2021-2022						0
BEYOND 2022						0
TOTAL COST	0	0	0	0	45,000	45,000

PROJECT SPECIFICATIONS

PROJECT DESCRIPTION:
Construction of a lift station and force main to serve Port Addition.

PROJECT JUSTIFICATION:
Existing sewer service at Port is not adequate to facilitate this expansion.

PROJECT PRIORITY: A

START DATE: 2019 **EST TIME TO COMPLETE:** 1 Year

OPERATING BUDGET EFFECT:
 NONE N/A SEE DETAIL

SHEET A 2017-2018/2021-2022 CAPITAL IMPROVEMENTS PROGRAM

PROJECT TITLE: In-Plant Lift Station Stand-By Power	PROJECT CATEGORY: Wastewater
PROJECT NUMBER: 811601	COUNCIL DISTRICT # 2
DIVISION: Utilities	DEPARTMENT: Wastewater

PROJECT BUDGET

REVENUE BREAKDOWN

REVENUE SOURCES					UTILITY FUND	TOTAL
PRIOR BDGTS					256,400	256,400
PRIOR EXP					9,660	9,660
BUDGET C/O					246,740	246,740
2017-2018						0
2018-2019						0
2019-2020						0
2020-2021						0
2021-2022						0
BEYOND 2022						0
TOTAL COST					256,400	256,400

EXPENDITURE BREAKDOWN

EXPENDITURE BREAKDOWN	ENGINEERING	TESTING	LAND ACQUISITION	CONSTRUCTION	OTHER	TOTAL
PRIOR BDGTS	21,400	1,000		234,000		256,400
2017-2018						0
2018-2019						0
2019-2020						0
2020-2021						0
2021-2022						0
BEYOND 2022						0
TOTAL COST	21,400	1,000	0	234,000	0	256,400

PROJECT SPECIFICATIONS

PROJECT DESCRIPTION:

Addition of Stand-By Power Unit at Treatment Plant In-Plant Lift Station.

PROJECT JUSTIFICATION:

In the event of natural disaster and electrical power is unavailable, this will ensure normal treatment of our wastewater without interruption.

PROJECT PRIORITY:

A

START DATE: 2016

EST TIME TO COMPLETE: 2 Years

OPERATING BUDGET EFFECT:

NONE

N/A

SEE DETAIL

SHEET A 2017-2018/2021-2022 CAPITAL IMPROVEMENTS PROGRAM

PROJECT TITLE: Demolish Atwood Lift Station	PROJECT CATEGORY: Wastewater
PROJECT NUMBER: 811602	COUNCIL DISTRICT # N/A
DIVISION: Utilities	DEPARTMENT: Wastewater

PROJECT BUDGET

REVENUE BREAKDOWN

REVENUE SOURCES					UTILITY FUND	TOTAL
PRIOR BDGTS					412,500	412,500
PRIOR EXP					222,650	222,650
BUDGET C/O					189,850	189,850
2017-2018						0
2018-2019						0
2019-2020						0
2020-2021						0
2021-2022						0
BEYOND 2022						0
TOTAL COST					412,500	412,500

EXPENDITURE BREAKDOWN

EXPENDITURE BREAKDOWN	ENGINEERING	TESTING	LAND ACQUISITION	CONSTRUCTION	OTHER	TOTAL
PRIOR BDGTS					412,500	412,500
2017-2018						0
2018-2019						0
2019-2020						0
2020-2021						0
2021-2022						0
BEYOND 2022						0
TOTAL COST					412,500	412,500

PROJECT SPECIFICATIONS

PROJECT DESCRIPTION:
Demolition of the old Atwood Lift Station and wet well.

PROJECT JUSTIFICATION:
This lift station is abandon and has been out of service for 20 years and is in need of demolition.

PROJECT PRIORITY: A

START DATE: 2016 **EST TIME TO COMPLETE:** 1 Year

OPERATING BUDGET EFFECT:
 NONE N/A SEE DETAIL

SHEET A 2017-2018/2021-2022 CAPITAL IMPROVEMENTS PROGRAM

PROJECT TITLE: Samtown Lift Station & Force Main	PROJECT CATEGORY: Wastewater
PROJECT NUMBER: 811603	COUNCIL DISTRICT # 2
DIVISION: Utilities	DEPARTMENT: Wastewater

PROJECT BUDGET

REVENUE BREAKDOWN

REVENUE SOURCES	UTILITY FUND	STATE DEQ LOAN	TOTAL
PRIOR BDGTS	100,000	1,119,546	1,219,546
PRIOR EXP		191,272	191,272
BUDGET C/O	100,000	928,274	1,028,274
2017-2018			0
2018-2019			0
2019-2020			0
2020-2021			0
2021-2022			0
BEYOND 2022			0
TOTAL COST	100,000	1,119,546	1,219,546

EXPENDITURE BREAKDOWN

EXPENDITURE BREAKDOWN	ENGINEERING	TESTING	LAND ACQUISITION	CONSTRUCTION	OTHER	TOTAL
PRIOR BDGTS				1,219,546		1,219,546
2017-2018						0
2018-2019						0
2019-2020						0
2020-2021						0
2021-2022						0
BEYOND 2022						0
TOTAL COST				1,219,546	0	1,219,546

PROJECT SPECIFICATIONS

PROJECT DESCRIPTION:
Replacement of existing lift station and force main.

PROJECT JUSTIFICATION:
Existing lift station was constructed in the early 1970's and has had numerous repairs in recent years. Existing force main is cast iron and has had numerous failures due to acidic soil conditions and will be replaced with a PE force main.

PROJECT PRIORITY: A

START DATE: 2017 **EST TIME TO COMPLETE:** 2 Years

OPERATING BUDGET EFFECT:
 NONE N/A SEE DETAIL

SHEET A 2017-2018/2021-2022 CAPITAL IMPROVEMENTS PROGRAM

PROJECT TITLE: Wastewater Main Repl-Legacy System	PROJECT CATEGORY: Wastewater
PROJECT NUMBER: 811701	COUNCIL DISTRICT # 2
DIVISION: Utilities	DEPARTMENT: Wastewater

**PROJECT BUDGET
REVENUE BREAKDOWN**

REVENUE SOURCES					UTILITY FUND	TOTAL
PRIOR BDGTS					490,000	490,000
PRIOR EXP					14,110	14,110
BUDGET C/O					475,890	475,890
2017-2018						0
2018-2019						0
2019-2020						0
2020-2021						0
2021-2022						0
BEYOND 2022						0
TOTAL COST					490,000	490,000

EXPENDITURE BREAKDOWN

EXPENDITURE BREAKDOWN	ENGINEERING	TESTING	LAND ACQUISITION	CONSTRUCTION	OTHER	TOTAL
PRIOR BDGTS					490,000	490,000
2017-2018						0
2018-2019						0
2019-2020						0
2020-2021						0
2021-2022						0
BEYOND 2022						0
TOTAL COST					490,000	490,000

PROJECT SPECIFICATIONS

PROJECT DESCRIPTION:
Replace existing wastewater mains in the area generally bounded by the Red River, Lee Street, Bolton Avenue, and Rapides Avenue.

PROJECT JUSTIFICATION:
This will replace the utility infrastructure in one of the oldest areas of the City.

PROJECT PRIORITY: A

START DATE: Ongoing **EST TIME TO COMPLETE:** Ongoing

OPERATING BUDGET EFFECT:
 NONE N/A SEE DETAIL

SHEET A 2017-2018/2021-2022 CAPITAL IMPROVEMENTS PROGRAM

PROJECT TITLE: Vehicle Storage Building	PROJECT CATEGORY: Wastewater
PROJECT NUMBER: 811801	COUNCIL DISTRICT # 2
DIVISION: Utilities	DEPARTMENT: Wastewater

PROJECT BUDGET

REVENUE BREAKDOWN

REVENUE SOURCES					UTILITY FUND	TOTAL
PRIOR BDGTS						0
PRIOR EXP						0
BUDGET C/O						0
2017-2018						275,000
2018-2019						0
2019-2020						0
2020-2021						0
2021-2022						0
BEYOND 2022						0
TOTAL COST						275,000

EXPENDITURE BREAKDOWN

EXPENDITURE BREAKDOWN	ENGINEERING	TESTING	LAND ACQUISITION	CONSTRUCTION	OTHER	TOTAL
PRIOR BDGTS						0
2017-2018				275,000		275,000
2018-2019						0
2019-2020						0
2020-2021						0
2021-2022						0
BEYOND 2022						0
TOTAL COST	0	0	0	275,000	0	275,000

PROJECT SPECIFICATIONS

PROJECT DESCRIPTION:
Replacement of CMU wall and roofing at the Wastewater Treatment Plant shop and vehicle storage area.

PROJECT JUSTIFICATION:
Existing wall and roofing are severely deteriorated and in need of replacement.

PROJECT PRIORITY: A

START DATE: 2018 **EST TIME TO COMPLETE:** 1 Year

OPERATING BUDGET EFFECT:
 NONE X N/A SEE DETAIL

SHEET A 2017-2018/2021-2022 CAPITAL IMPROVEMENTS PROGRAM

PROJECT TITLE: Windemere Lift Station Gravity Sewer	PROJECT CATEGORY: Wastewater
PROJECT NUMBER: N/A	COUNCIL DISTRICT # 5
DIVISION: Utilities	DEPARTMENT: Wastewater

**PROJECT BUDGET
REVENUE BREAKDOWN**

REVENUE SOURCES					UTILITY FUND	TOTAL
PRIOR BDGTS						0
PRIOR EXP						0
BUDGET C/O					0	0
2017-2018						0
2018-2019					1,592,000	1,592,000
2019-2020						0
2020-2021						0
2021-2022						0
BEYOND 2022						0
TOTAL COST					1,592,000	1,592,000

EXPENDITURE BREAKDOWN

EXPENDITURE BREAKDOWN	ENGINEERING	TESTING	LAND ACQUISITION	CONSTRUCTION	OTHER	TOTAL
PRIOR BDGTS						0
2017-2018						0
2018-2019	238,000	7,000	172,000	1,175,000		1,592,000
2019-2020						0
2020-2021						0
2021-2022						0
BEYOND 2022						0
TOTAL COST	238,000	7,000	172,000	1,175,000		1,592,000

PROJECT SPECIFICATIONS

PROJECT DESCRIPTION:

Construction of a 24" Trunk Gravity Sewer to eliminate the Windemere Lift Station..

PROJECT JUSTIFICATION:

This will eliminate the severely hydraulically overloaded Windemere Lift Station. Will also facilitate flows from Charles Park Lift Station in the future planned West Alexandria Treatment Plant, and eliminate non-compliance during heavy rainfall events.

PROJECT PRIORITY:

START DATE: N/A **EST TIME TO COMPLETE:** N/A

OPERATING BUDGET EFFECT:

NONE
 N/A
 SEE DETAIL

SHEET A 2017-2018/2021-2022 CAPITAL IMPROVEMENTS PROGRAM

PROJECT TITLE: Engine Replacement-Jones St Lift Station	PROJECT CATEGORY: Wastewater
PROJECT NUMBER: N/A	COUNCIL DISTRICT # 2
DIVISION: Utilities	DEPARTMENT: Wastewater

PROJECT BUDGET

REVENUE BREAKDOWN

REVENUE SOURCES					UTILITY FUND	TOTAL
PRIOR BDGTS						0
PRIOR EXP						0
BUDGET C/O						0
2017-2018						0
2018-2019						0
2019-2020					2,400,000	2,400,000
2020-2021						0
2021-2022						0
BEYOND 2022						0
TOTAL COST					2,400,000	2,400,000

EXPENDITURE BREAKDOWN

EXPENDITURE BREAKDOWN	ENGINEERING	TESTING	LAND ACQUISITION	CONSTRUCTION	OTHER	TOTAL
PRIOR BDGTS						0
2017-2018						0
2018-2019						0
2019-2020	284,000				2,116,000	2,400,000
2020-2021						0
2021-2022						0
BEYOND 2022						0
TOTAL COST	284,000	0	0	0	2,116,000	2,400,000

PROJECT SPECIFICATIONS

PROJECT DESCRIPTION:

Replacement of (2) 600 HP Waukesha High Water / Stand By Engines

PROJECT JUSTIFICATION:

Existing engines were installed in the early 1970's and are becoming unreliable.

PROJECT PRIORITY:

A

START DATE:

N/A

EST TIME TO COMPLETE: N/A

OPERATING BUDGET EFFECT:

NONE

N/A

SEE DETAIL

SHEET A 2017-2018/2021-2022 CAPITAL IMPROVEMENTS PROGRAM

PROJECT TITLE: Martin Park Flood Control Stand By Power	PROJECT CATEGORY: Wastewater
PROJECT NUMBER: N/A	COUNCIL DISTRICT # 2
DIVISION: Utilities	DEPARTMENT: Wastewater

PROJECT BUDGET

REVENUE BREAKDOWN

REVENUE SOURCES					UTILITY FUND	TOTAL
PRIOR BDGTS						0
PRIOR EXP						0
BUDGET C/O					0	0
2017-2018						0
2018-2019						0
2019-2020					156,000	156,000
2020-2021						0
2021-2022						0
BEYOND 2022						0
TOTAL COST					156,000	156,000

EXPENDITURE BREAKDOWN

EXPENDITURE BREAKDOWN	ENGINEERING	TESTING	LAND ACQUISITION	CONSTRUCTION	OTHER	TOTAL
PRIOR BDGTS						0
2017-2018						0
2018-2019						0
2019-2020	19,000	2,000		135,000		156,000
2020-2021						0
2021-2022						0
BEYOND 2022						0
TOTAL COST	19,000	2,000	0	135,000	0	156,000

PROJECT SPECIFICATIONS

PROJECT DESCRIPTION:

Installation of backup generator capable of 72 hours of continuous operation without refueling. Generator would have the capacity to run all 3 existing electric storm water pumps.

PROJECT JUSTIFICATION:

Stand by power generation is needed in the event of power loss during inclement weather conditions.

PROJECT PRIORITY:

START DATE: N/A

EST TIME TO COMPLETE: N/A

OPERATING BUDGET EFFECT:

NONE

N/A

SEE DETAIL

SHEET A 2017-2018/2021-2022 CAPITAL IMPROVEMENTS PROGRAM

PROJECT TITLE: Highway 28 W Sewer Improvements	PROJECT CATEGORY: Wastewater
PROJECT NUMBER: N/A	COUNCIL DISTRICT # 2
DIVISION: Utilities	DEPARTMENT: Wastewater

PROJECT BUDGET

REVENUE BREAKDOWN

REVENUE SOURCES					UTILITY FUND	TOTAL
PRIOR BDGTS						0
PRIOR EXP						0
BUDGET C/O					0	0
2017-2018						0
2018-2019						0
2019-2020						0
2020-2021					1,570,000	1,570,000
2021-2022						0
BEYOND 2022						0
TOTAL COST					1,570,000	1,570,000

EXPENDITURE BREAKDOWN

EXPENDITURE BREAKDOWN	ENGINEERING	TESTING	LAND ACQUISITION	CONSTRUCTION	OTHER	TOTAL
PRIOR BDGTS						0
2017-2018						0
2018-2019						0
2019-2020						0
2020-2021	122,000	8,000	80,000	1,360,000		1,570,000
2021-2022						0
BEYOND 2022						0
TOTAL COST	122,000	8,000	80,000	1,360,000	0	1,570,000

PROJECT SPECIFICATIONS

PROJECT DESCRIPTION:

Construction of 8", 12", and 15" gravity sewer mains, as Package 8 of the multi-phased Highway 28 West Sewer Project.

PROJECT JUSTIFICATION:

Abandonment of lift stations along Highway 28 West will decrease O & M costs. Stations to be abandon include: Links Lift Station, John Eskew, West Wind and Louisiana Special Education Center.

PROJECT PRIORITY:

A

START DATE:

N/A

EST TIME TO COMPLETE: N/A

OPERATING BUDGET EFFECT:

NONE

N/A

SEE DETAIL

SHEET A 2017-2018/2021-2022 CAPITAL IMPROVEMENTS PROGRAM

PROJECT TITLE: Main Lift Stations Renovation	PROJECT CATEGORY: Wastewater
PROJECT NUMBER: N/A	COUNCIL DISTRICT # 2 & 3
DIVISION: Utilities	DEPARTMENT: Wastewater

**PROJECT BUDGET
REVENUE BREAKDOWN**

REVENUE SOURCES					UTILITY FUND	TOTAL
PRIOR BDGTS						0
PRIOR EXP						0
BUDGET C/O					0	0
2017-2018						0
2018-2019						0
2019-2020						0
2020-2021						0
2021-2022					4,148,000	4,148,000
BEYOND 2022						0
TOTAL COST					4,148,000	4,148,000

EXPENDITURE BREAKDOWN

EXPENDITURE BREAKDOWN	ENGINEERING	TESTING	LAND ACQUISITION	CONSTRUCTION	OTHER	TOTAL
PRIOR BDGTS						0
2017-2018						0
2018-2019						0
2019-2020						0
2020-2021						0
2021-2022	518,000	15,000		3,615,000		4,148,000
BEYOND 2022						0
TOTAL COST	518,000	15,000	0	3,615,000	0	4,148,000

PROJECT SPECIFICATIONS

PROJECT DESCRIPTION:
Major renovations to Masonic Drive, Casson Street, and Upper Third Lift Stations. These are 3 of the 5 major lift stations that move wastewater through the Collection System to the Treatment Plant.

PROJECT JUSTIFICATION:
These stations were constructed in the 1970's and have exceeded their useful design life. Renovations and capacity upgrades are needed to accommodate current and future flows.

PROJECT PRIORITY: A

START DATE: N/A **EST TIME TO COMPLETE:** N/A

OPERATING BUDGET EFFECT:
 NONE N/A SEE DETAIL

SHEET A 2017-2018/2021-2022 CAPITAL IMPROVEMENTS PROGRAM

PROJECT TITLE: W Sandy Bayou Flood Control Stand By	PROJECT CATEGORY: Wastewater
PROJECT NUMBER: N/A	COUNCIL DISTRICT # 3
DIVISION: Utilities	DEPARTMENT: Wastewater

**PROJECT BUDGET
REVENUE BREAKDOWN**

REVENUE SOURCES					UTILITY FUND	TOTAL
PRIOR BDGTS						0
PRIOR EXP						0
BUDGET C/O					0	0
2017-2018						0
2018-2019						0
2019-2020						0
2020-2021						0
2021-2022					546,000	546,000
BEYOND 2022						0
TOTAL COST					546,000	546,000

EXPENDITURE BREAKDOWN

EXPENDITURE BREAKDOWN	ENGINEERING	TESTING	LAND ACQUISITION	CONSTRUCTION	OTHER	TOTAL
PRIOR BDGTS						0
2017-2018						0
2018-2019						0
2019-2020						0
2020-2021						0
2021-2022	68,000	7,000		471,000		546,000
BEYOND 2022						0
TOTAL COST	68,000	7,000	0	471,000	0	546,000

PROJECT SPECIFICATIONS

PROJECT DESCRIPTION:

Installations of 5 backup generators capable of 72 hours continuous operation without refueling.

PROJECT JUSTIFICATION:

Stand by power is needed in the event of power loss during inclement weather conditions. This will prevent widespread flooding of the service area during an unexpected power outage.

PROJECT PRIORITY:

START DATE: N/A **EST TIME TO COMPLETE:** N/A

OPERATING BUDGET EFFECT:

NONE
 N/A
 SEE DETAIL

SHEET A 2017-2018/2021-2022 CAPITAL IMPROVEMENTS PROGRAM

PROJECT TITLE: Downtown Sewer Line Rehab	PROJECT CATEGORY: Wastewater
PROJECT NUMBER: N/A	COUNCIL DISTRICT # N/A
DIVISION: Utilities	DEPARTMENT: Wastewater

PROJECT BUDGET

REVENUE BREAKDOWN

REVENUE SOURCES					UTILITY FUND	TOTAL
PRIOR BDGTS						0
PRIOR EXP						0
BUDGET C/O						0
2017-2018						0
2018-2019						0
2019-2020						0
2020-2021						0
2021-2022						0
BEYOND 2022					6,000,000	6,000,000
TOTAL COST					6,000,000	6,000,000

EXPENDITURE BREAKDOWN

EXPENDITURE BREAKDOWN	ENGINEERING	TESTING	LAND ACQUISITION	CONSTRUCTION	OTHER	TOTAL
PRIOR BDGTS						0
2017-2018						0
2018-2019						0
2019-2020						0
2020-2021						0
2021-2022						0
BEYOND 2022					6,000,000	6,000,000
TOTAL COST	0	0	0	0	6,000,000	6,000,000

PROJECT SPECIFICATIONS

PROJECT DESCRIPTION:

Rehabilitation and replacement of existing downtown sewer mains.

PROJECT JUSTIFICATION:

Existing lines were constructed in the late 1800's and early 1900's. Along with being aged, some mains are undersized for the current capacity they carry.

PROJECT PRIORITY:

A

START DATE:

N/A

EST TIME TO COMPLETE: N/A

OPERATING BUDGET EFFECT:

NONE

N/A

SEE DETAIL

SHEET A 2017-2018/2021-2022 CAPITAL IMPROVEMENTS PROGRAM

PROJECT TITLE: West Alexandria Treatment Plant	PROJECT CATEGORY: Wastewater
PROJECT NUMBER: N/A	COUNCIL DISTRICT # 2
DIVISION: Utilities	DEPARTMENT: Wastewater

PROJECT BUDGET

REVENUE BREAKDOWN

REVENUE SOURCES					UTILITY FUND	TOTAL
PRIOR BDGTS						0
PRIOR EXP						0
BUDGET C/O						0
2017-2018						0
2018-2019						0
2019-2020						0
2020-2021						0
2021-2022						0
BEYOND 2022					57,910,000	57,910,000
TOTAL COST					57,910,000	57,910,000

EXPENDITURE BREAKDOWN

EXPENDITURE BREAKDOWN	ENGINEERING	TESTING	LAND ACQUISITION	CONSTRUCTION	OTHER	TOTAL
PRIOR BDGTS						0
2017-2018						0
2018-2019						0
2019-2020						0
2020-2021						0
2021-2022						0
BEYOND 2022					57,910,000	57,910,000
TOTAL COST					57,910,000	57,910,000

PROJECT SPECIFICATIONS

PROJECT DESCRIPTION:
Construction of a new Wastewater Treatment Plant to serve west Alexandria.

PROJECT JUSTIFICATION:
A new plant is needed due to the growth of the City in a westward direction.

PROJECT PRIORITY: A

START DATE: N/A **EST TIME TO COMPLETE:** N/A

OPERATING BUDGET EFFECT:
 NONE N/A SEE DETAIL

SHEET A 2017-2018/2021-2022 CAPITAL IMPROVEMENTS PROGRAM

PROJECT TITLE: Perimeter Fence Treatment Plant	PROJECT CATEGORY: Wastewater
PROJECT NUMBER: N/A	COUNCIL DISTRICT # N/A
DIVISION: Utilities	DEPARTMENT: Wastewater

PROJECT BUDGET

REVENUE BREAKDOWN

REVENUE SOURCES					UTILITY FUND	TOTAL
PRIOR BDGTS						0
PRIOR EXP						0
BUDGET C/O						0
2017-2018						0
2018-2019						0
2019-2020						0
2020-2021						0
2021-2022						0
BEYOND 2022					356,000	356,000
TOTAL COST					356,000	356,000

EXPENDITURE BREAKDOWN

EXPENDITURE BREAKDOWN	ENGINEERING	TESTING	LAND ACQUISITION	CONSTRUCTION	OTHER	TOTAL
PRIOR BDGTS						0
2017-2018						0
2018-2019						0
2019-2020						0
2020-2021						0
2021-2022						0
BEYOND 2022	48,975	1,750			305,275	356,000
TOTAL COST	48,975	1,750	0	0	305,275	356,000

PROJECT SPECIFICATIONS

PROJECT DESCRIPTION:

Replace existing perimeter fence.

PROJECT JUSTIFICATION:

Existing fence is badly deteriorated and damaged by trees and undergrowth.

PROJECT PRIORITY:

A

START DATE: N/A

EST TIME TO COMPLETE: N/A

OPERATING BUDGET EFFECT:

NONE

N/A

SEE DETAIL

SHEET A 2017-2018/2021-2022 CAPITAL IMPROVEMENTS PROGRAM

PROJECT TITLE: Treatment Plant Drainage	PROJECT CATEGORY: Wastewater
PROJECT NUMBER: N/A	COUNCIL DISTRICT # 2
DIVISION: Utilities	DEPARTMENT: Wastewater

PROJECT BUDGET

REVENUE BREAKDOWN

REVENUE SOURCES					UTILITY FUND	TOTAL
PRIOR BDGTS						0
PRIOR EXP						0
BUDGET C/O					0	0
2017-2018						0
2018-2019						0
2019-2020						0
2020-2021						0
2021-2022						0
BEYOND 2022					465,000	465,000
TOTAL COST					465,000	465,000

EXPENDITURE BREAKDOWN

EXPENDITURE BREAKDOWN	ENGINEERING	TESTING	LAND ACQUISITION	CONSTRUCTION	OTHER	TOTAL
PRIOR BDGTS						0
2017-2018						0
2018-2019						0
2019-2020						0
2020-2021						0
2021-2022						0
BEYOND 2022	65,000			400,000		465,000
TOTAL COST	65,000	0	0	400,000	0	465,000

PROJECT SPECIFICATIONS

PROJECT DESCRIPTION:
Replacement of 54" existing drain under Kansas City Southern Railroad at the Treatment Plant.

PROJECT JUSTIFICATION:
Existing drainage under railroad is inadequate. With proposed storm water regulation at the Wastewater Treatment Plant, this project is needed to move stormwater through the Plant.

PROJECT PRIORITY: A

START DATE: N/A **EST TIME TO COMPLETE:** N/A

OPERATING BUDGET EFFECT:
 NONE N/A SEE DETAIL

SHEET A 2017-2018/2021-2022 CAPITAL IMPROVEMENTS PROGRAM

PROJECT TITLE: Calvert Street Lift Station & Gravity Sewer	PROJECT CATEGORY: Wastewater
PROJECT NUMBER: N/A	COUNCIL DISTRICT # 2
DIVISION: Utilities	DEPARTMENT: Wastewater

PROJECT BUDGET

REVENUE BREAKDOWN

REVENUE SOURCES					UTILITY FUND	TOTAL
PRIOR BDGTS						0
PRIOR EXP						0
BUDGET C/O					0	0
2017-2018						0
2018-2019						0
2019-2020						0
2020-2021						0
2021-2022						0
BEYOND 2022					6,600,000	6,600,000
TOTAL COST					6,600,000	6,600,000

EXPENDITURE BREAKDOWN

EXPENDITURE BREAKDOWN	ENGINEERING	TESTING	LAND ACQUISITION	CONSTRUCTION	OTHER	TOTAL
PRIOR BDGTS						0
2017-2018						0
2018-2019						0
2019-2020						0
2020-2021						0
2021-2022						0
BEYOND 2022	680,000	9,500		5,910,500		6,600,000
TOTAL COST	680,000	9,500	0	5,910,500	0	6,600,000

PROJECT SPECIFICATIONS

PROJECT DESCRIPTION:

Construction of a new lift station at Calvert Street and a 15" Gravity Sewer Main along Coliseum Boulevard to Heyman Lane.

PROJECT JUSTIFICATION:

This is a phase of the West Alexandria Wastewater Treatment Plant. It will eliminate 5 existing lift stations along Coliseum Boulevard and provide gravity sewer service to Calvert Street.

PROJECT PRIORITY:

A

START DATE:

N/A

EST TIME TO COMPLETE: N/A

OPERATING BUDGET EFFECT:

NONE

N/A

SEE DETAIL

P. OTHER

2017-2018/2021-2022 CAPITAL IMPROVEMENTS BUDGET

TABLE OF CONTENTS

OTHER

			PAGE
860701	Telephone Network Upgrade	4
860702	GIS System/GPS Equipment	5
861801	City Hall Datacenter Battery Backup	6
861802	Council Chambers Broadcast Upgrade	7
*	Utility Services Annex	8

2017-2018

**COMBINED CAPITAL PROJECTS
SOURCES OF FUNDING SUMMARY**

OTHER

PROJECT IDENTIFICATION	SALES TAXES	AD VAL TAX- 14	AD VAL TAX- 08	FEDERAL FUNDS	OTHER FUNDS	UTILITY FUND	OTHER	TOTALS
City Hall Datacenter Battery Backup						150,000		150,000
Council Chambers Broadcast Upgrade						125,000		125,000
Total Other	0	0	0	0	0	275,000	0	275,000
Total Utility Capital	0	0	0	0	0	8,768,700	0	8,768,700

2017-2018

ENTERPRISE CAPITAL PROJECTS
FIVE YEAR CAPITAL PLAN

OTHER

PROJ #	PROJECT IDENTIFICATION	BUDGET C/O	FISCAL YEAR					TOTAL 5 YEAR	BEYOND 2022	TOTAL COST
			17-18	18-19	19-20	20-21	21-22			
860701	Telephone Network Upgrade	206,083						0		206,083
860702	GIS System/GPS Equipment	464,596						0		464,596
861801	City Hall Datacenter Battery Backup		150,000					150,000		150,000
861802	Council Chambers Broadcast Upgrade		125,000					125,000		125,000
*	Utility Services Annex			705,000				705,000		705,000
Total Other		670,679	275,000	705,000	0	0	0	980,000	0	1,650,679
TOTAL UTILITY CAPITAL		22,049,642	8,768,700	14,266,000	8,168,000	7,670,000	7,809,000	46,681,700	81,331,000	148,342,980

- * Project Number to be Assigned
- @ New or Revised Projects
- Projects to be closed

SHEET A 2017-2018/2021-2022 CAPITAL IMPROVEMENTS PROGRAM

PROJECT TITLE: Telephone Network Upgrade	PROJECT CATEGORY: Other
PROJECT NUMBER: 860701	COUNCIL DISTRICT # N/A
DIVISION: Finance	DEPARTMENT: Various

PROJECT BUDGET

REVENUE BREAKDOWN

REVENUE SOURCES					UTILITY FUND	TOTAL
PRIOR BDGTS					3,242,410	3,242,410
PRIOR EXP					3,036,327	3,036,327
BUDGET C/O					206,083	206,083
2017-2018						
2018-2019						
2019-2020						
2020-2021						
2021-2022						
BEYOND 2022						0
TOTAL COST					3,242,410	3,242,410

EXPENDITURE BREAKDOWN

EXPENDITURE BREAKDOWN	ENGINEERING	TESTING	LAND ACQUISITION	CONSTRUCTION	OTHER	TOTAL
PRIOR BDGTS					3,242,410	3,242,410
2017-2018						
2018-2019						
2019-2020						
2020-2021						
2021-2022						
BEYOND 2022						0
TOTAL COST					3,242,410	3,242,410

PROJECT SPECIFICATIONS

PROJECT DESCRIPTION:
Upgrade existing telephone network to be self reliant. Will allow phone communications between all city facilities to continue without interruption in service from Bell South is lost.

PROJECT JUSTIFICATION:
Eliminate dependence on Bell South and problems with old phone lines that Bell South refuses to replace. Creates redundancy where a single point of failure will not effect telephone network. All sites will be capable of running on their own without being connected to City Hall. No limitations on voice calls between facilities. All facilities would have features that the central switch has. All future upgrades can be done at once instead of at each different facility. Upgrades can be done without shutting down the telephone network.

PROJECT PRIORITY: A

START DATE: Ongoing **EST TIME TO COMPLETE:** As Needed

OPERATING BUDGET EFFECT:
 NONE N/A SEE DETAIL

SHEET A 2017-2018/2021-2022 CAPITAL IMPROVEMENTS PROGRAM

PROJECT TITLE: GIS System/GPS Equipment	PROJECT CATEGORY: Other
PROJECT NUMBER: 860702	COUNCIL DISTRICT # N/A
DIVISION: Finance	DEPARTMENT: Various

**PROJECT BUDGET
REVENUE BREAKDOWN**

REVENUE SOURCES					UTILITY FUND	TOTAL
PRIOR BDGTS					1,710,500	1,710,500
PRIOR EXP					1,245,904	1,245,904
BUDGET C/O					464,596	464,596
2017-2018						
2018-2019						
2019-2020						
2020-2021						
2021-2022						
BEYOND 2022						0
TOTAL COST					1,710,500	1,710,500

EXPENDITURE BREAKDOWN

EXPENDITURE BREAKDOWN	ENGINEERING	TESTING	LAND ACQUISITION	CONSTRUCTION	OTHER	TOTAL
PRIOR BDGTS					1,710,500	1,710,500
2017-2018						
2018-2019						
2019-2020						
2020-2021						
2021-2022						
BEYOND 2022						0
TOTAL COST					1,710,500	1,710,500

PROJECT SPECIFICATIONS

PROJECT DESCRIPTION:
Create a GIS system for city wide usage.

PROJECT JUSTIFICATION:
City is currently without GIS service. This project will enhance operations in Electric, Water, Gas, Wastewater, Engineering, Finance, Streets, Traffic, Building Inspection, Police and Fire by identifying each 911 address, existing utilities, streets, and drainage structures.

PROJECT PRIORITY: A

START DATE: Ongoing **EST TIME TO COMPLETE:** As Needed

OPERATING BUDGET EFFECT:

NONE
 X
 N/A
 SEE DETAIL

SHEET A 2017-2018/2021-2022 CAPITAL IMPROVEMENTS PROGRAM

PROJECT TITLE: City Hall Datacenter Battery Backup	PROJECT CATEGORY: Other
PROJECT NUMBER: 861801	COUNCIL DISTRICT # N/A
DIVISION: Finance	DEPARTMENT: Various

PROJECT BUDGET

REVENUE BREAKDOWN

REVENUE SOURCES					UTILITY FUND	TOTAL
PRIOR BDGTS						0
PRIOR EXP						0
BUDGET C/O						0
2017-2018					150,000	150,000
2018-2019						
2019-2020						
2020-2021						
2021-2022						
BEYOND 2022						0
TOTAL COST					150,000	150,000

EXPENDITURE BREAKDOWN

EXPENDITURE BREAKDOWN	ENGINEERING	TESTING	LAND ACQUISITION	CONSTRUCTION	OTHER	TOTAL
PRIOR BDGTS						0
2017-2018					150,000	150,000
2018-2019						
2019-2020						
2020-2021						
2021-2022						
BEYOND 2022						0
TOTAL COST					150,000	150,000

PROJECT SPECIFICATIONS

PROJECT DESCRIPTION:

Replace existing battery backup equipment and power conditioners located at the City Hall Datacenter.

PROJECT JUSTIFICATION:

Current equipment is aging, lessening the estimated up time it can provide.

PROJECT PRIORITY:

A

START DATE: 2018

EST TIME TO COMPLETE: 1 Year

OPERATING BUDGET EFFECT:

NONE

N/A

SEE DETAIL

SHEET A 2017-2018/2021-2022 CAPITAL IMPROVEMENTS PROGRAM

PROJECT TITLE: Council Chambers Broadcast Upgrade	PROJECT CATEGORY: Other
PROJECT NUMBER: 861802	COUNCIL DISTRICT # N/A
DIVISION: Finance	DEPARTMENT: Various

**PROJECT BUDGET
REVENUE BREAKDOWN**

REVENUE SOURCES					UTILITY FUND	TOTAL
PRIOR BDGTS						0
PRIOR EXP						0
BUDGET C/O						0
2017-2018					125,000	125,000
2018-2019						
2019-2020						
2020-2021						
2021-2022						
BEYOND 2022						0
TOTAL COST					125,000	125,000

EXPENDITURE BREAKDOWN

EXPENDITURE BREAKDOWN	ENGINEERING	TESTING	LAND ACQUISITION	CONSTRUCTION	OTHER	TOTAL
PRIOR BDGTS						0
2017-2018					125,000	125,000
2018-2019						
2019-2020						
2020-2021						
2021-2022						
BEYOND 2022						0
TOTAL COST					125,000	125,000

PROJECT SPECIFICATIONS

PROJECT DESCRIPTION:
Replace City Council Chambers video broadcasting system.

PROJECT JUSTIFICATION:
Existing system is due for replacement. Video servers and disk storage have required maintenance or replacement multiple times recently. Cameras are over 15 years old and nearing end of useful life.

PROJECT PRIORITY: A

START DATE: 2018 **EST TIME TO COMPLETE:** 1 Year

OPERATING BUDGET EFFECT:
 NONE X N/A SEE DETAIL

SHEET A 2017-2018/2021-2022 CAPITAL IMPROVEMENTS PROGRAM

PROJECT TITLE: Utility Services Annex Building	PROJECT CATEGORY: Other
PROJECT NUMBER: N/A	COUNCIL DISTRICT # N/A
DIVISION: Finance	DEPARTMENT: Various

PROJECT BUDGET

REVENUE BREAKDOWN

REVENUE SOURCES					UTILITY FUND	TOTAL
PRIOR BDGTS						0
PRIOR EXP						0
BUDGET C/O						0
2017-2018						
2018-2019					705,000	705,000
2019-2020						
2020-2021						
2021-2022						
BEYOND 2022						0
TOTAL COST						705,000

EXPENDITURE BREAKDOWN

EXPENDITURE BREAKDOWN	ENGINEERING	TESTING	LAND ACQUISITION	CONSTRUCTION	OTHER	TOTAL
PRIOR BDGTS						0
2017-2018						
2018-2019				705,000		705,000
2019-2020						
2020-2021						
2021-2022						
BEYOND 2022						0
TOTAL COST					0	705,000

PROJECT SPECIFICATIONS

PROJECT DESCRIPTION:

Construct a building where technological advancement operations will take place in respect to aerial operations, Hazmat operations, Geographical Information Systems, and Emergency Operations.

PROJECT JUSTIFICATION:

Existing facility has become overcrowded.

PROJECT PRIORITY:

A

START DATE: N/A

EST TIME TO COMPLETE: N/A

OPERATING BUDGET EFFECT:

NONE

N/A

SEE DETAIL

Q. MUNICIPAL TRANSIT

2017-2018/2021-2022 CAPITAL IMPROVEMENTS BUDGET

TABLE OF CONTENTS

MUNICIPAL TRANSIT

			PAGE
709706	Surveillance Equipment	4
709709	ADA Vans	5
709710	Replace Support Vehicles	6
709711	Misc Shop Equipment	7
709712	Buses	8
709721	Copier	9

2017-2018

**COMBINED CAPITAL PROJECTS
SOURCES OF FUNDING SUMMARY**

MUNICIPAL TRANSIT SYSTEM

PROJECT IDENTIFICATION	SALES TAXES	AD VAL TAX- 14	AD VAL TAX- 08	FEDERAL FUNDS	OTHER FUNDS	UTILITY FUND	OTHER	TOTALS
Buses	150,000			850,000				1,000,000
Total Transit Capital	150,000	0	0	850,000	0	0	0	1,000,000

2017-2018

**ENTERPRISE CAPITAL PROJECTS
FIVE YEAR CAPITAL PLAN**

MUNICIPAL TRANSIT

PROJ #	PROJECT IDENTIFICATION	BUDGET C/O	FISCAL YEAR					TOTAL 5 YEAR	BEYOND 2022	TOTAL COST
			17-18	18-19	19-20	20-21	21-22			
709706	Surveillance Equipment	71		20,000				20,000		20,071
709709	ADA Vans	40,190				250,000	250,000	500,000		540,190
709710	Replace Support Vehicles	39		35,000	35,000	35,000		105,000		105,039
709711	Misc Shop Equipment	17,593			10,000			10,000		27,593
709712	Buses	976,665	1,000,000		1,000,000		1,000,000	3,000,000		3,976,665
709721	Copier	145						0		145
TOTAL TRANSIT		1,034,703	1,000,000	55,000	1,045,000	285,000	1,250,000	3,635,000	0	4,669,703

- * Project Number to be Assigned
- ⊙ New or Revised Projects
- ▒ Projects to be closed

SHEET A 2017-2018/2021-2022 CAPITAL IMPROVEMENTS PROGRAM

PROJECT TITLE: Surveillance Equipment	PROJECT CATEGORY: Municipal Transit
PROJECT NUMBER: 709706	COUNCIL DISTRICT # N/A
DIVISION: Public Works	DEPARTMENT: Municipal Transit

**PROJECT BUDGET
REVENUE BREAKDOWN**

REVENUE SOURCES				SALES TAX	FEDERAL FUNDS	TOTAL
PRIOR BDGTS				2,000	8,000	10,000
PRIOR EXP				1,986	7,943	9,929
BUDGET C/O				14	57	71
2017-2018						0
2018-2019				4,000	16,000	20,000
2019-2020						0
2020-2021						0
2021-2022						0
BEYOND 2022						0
TOTAL COST				6,000	24,000	30,000

EXPENDITURE BREAKDOWN

EXPENDITURE BREAKDOWN	ENGINEERING	TESTING	LAND ACQUISITION	CONSTRUCTION	OTHER	TOTAL
PRIOR BDGTS					10,000	10,000
2017-2018						0
2018-2019					20,000	20,000
2019-2020						0
2020-2021						0
2021-2022						0
BEYOND 2022						0
TOTAL COST					30,000	30,000

PROJECT SPECIFICATIONS

PROJECT DESCRIPTION:

Surveillance equipment and other miscellaneous equipment used for surveillance.

PROJECT JUSTIFICATION:

Equipment used to monitor the increased number of traffic accidents, theft, incidents, employee compensation claims, and gang-related fights and disturbances.

PROJECT PRIORITY:

START DATE: N/A

A

EST TIME TO COMPLETE: N/A

OPERATING BUDGET EFFECT:

 NONE

 N/A

 SEE DETAIL

SHEET A 2017-2018/2021-2022 CAPITAL IMPROVEMENTS PROGRAM

PROJECT TITLE: Buses	PROJECT CATEGORY: Municipal Transit
PROJECT NUMBER: 709712	COUNCIL DISTRICT # N/A
DIVISION: Public Works	DEPARTMENT: Municipal Trar

PROJECT BUDGET

REVENUE BREAKDOWN

REVENUE SOURCES				SALES TAX	FEDERAL FUNDS	TOTAL
PRIOR BDGTS				1,170,501	3,559,225	4,729,726
PRIOR EXP				945,836	2,807,225	3,753,061
BUDGET C/O				224,665	752,000	976,665
2017-2018				150,000	850,000	1,000,000
2018-2019						0
2019-2020				150,000	850,000	1,000,000
2020-2021						0
2021-2022				150,000	850,000	1,000,000
BEYOND 2022						0
TOTAL COST				1,620,501	6,109,225	7,729,726

EXPENDITURE BREAKDOWN

EXPENDITURE BREAKDOWN	ENGINEERING	TESTING	LAND ACQUISITION	CONSTRUCTION	OTHER	TOTAL
PRIOR BDGTS					4,729,726	4,729,726
2017-2018					1,000,000	1,000,000
2018-2019						0
2019-2020					1,000,000	1,000,000
2020-2021						0
2021-2022					1,000,000	1,000,000
BEYOND 2022						0
TOTAL COST					7,729,726	7,729,726

PROJECT SPECIFICATIONS

PROJECT DESCRIPTION:

PROJECT JUSTIFICATION:

PROJECT PRIORITY: A

START DATE: N/A **EST TIME TO COMPLETE:** N/A

OPERATING BUDGET EFFECT:

NONE *
 N/A
 SEE DETAIL

SHEET A 2017-2018/2021-2022 CAPITAL IMPROVEMENTS PROGRAM

PROJECT TITLE: Copier	PROJECT CATEGORY: Municipal Transit
PROJECT NUMBER: 709721	COUNCIL DISTRICT # N/A
DIVISION: Public Works	DEPARTMENT: Municipal Transit

PROJECT BUDGET

REVENUE BREAKDOWN

REVENUE SOURCES				SALES TAX	FEDERAL FUNDS	TOTAL
PRIOR BDGTS				868	3,469	4,337
PRIOR EXP				838	3,354	4,192
BUDGET C/O				30	115	145
2017-2018						0
2018-2019						0
2019-2020						0
2020-2021						0
2021-2022						0
BEYOND 2022						0
TOTAL COST				868	3,469	4,337




EXPENDITURE BREAKDOWN

EXPENDITURE BREAKDOWN	ENGINEERING	TESTING	LAND ACQUISITION	CONSTRUCTION	OTHER	TOTAL
PRIOR BDGTS					4,337	4,337
2017-2018						0
2018-2019						0
2019-2020						0
2020-2021						0
2021-2022						0
BEYOND 2022						0
TOTAL COST					4,337	4,337

PROJECT SPECIFICATIONS

PROJECT DESCRIPTION:

PROJECT JUSTIFICATION:

PROJECT PRIORITY: A
START DATE: N/A **EST TIME TO COMPLETE:** N/A
OPERATING BUDGET EFFECT:
 NONE  N/A  SEE DETAIL

2017-2018 CAPITAL BUDGET

*****This Page Intentionally Left Blank*****

R. FIVE YEAR PLAN

**GENERAL CAPITAL PROJECTS
FIVE YEAR CAPITAL PLAN**

PUBLIC ENTERPRISE



PROJ #	PROJECT IDENTIFICATION	BUDGET C/O	FISCAL YEAR					TOTAL 5 YEAR	BEYOND 2022	TOTAL COST
			17-18	18-19	19-20	20-21	21-22			
059401	Reserve for Relocation Projects	400,000	100,000	100,000	100,000	100,000	100,000	500,000		900,000
050301	City Hall Renovation	0	400,000	7,700,000	4,000,000			12,100,000		12,100,000
860301	Info Technology Upgrades	55,708						0		0
050710	AUMP Lower Third	2,199,552						0		2,199,552
050801	Building Improvements	323,190	150,000	150,000	150,000	150,000	150,000	750,000		1,073,190
050802	Roof Replacement	666,980	150,000	150,000	150,000	150,000	150,000	750,000		1,419,980
051103	Red River Imp Venture	3,642,836	(400,000)					(400,000)		3,242,836
051104	Port of Alexandria Rail Spur Imp	57,224						0		57,224
051201	Port of Alex/Ruston Foundry	47,298						0		47,298
051302	Riverfront Center Improvements	433,726						0		433,726
051401	Energy Renovations	309,861	106,000					106,000		415,861
051403	Cerle Community College	140,176						0		140,176
051501	Code Enforcement Canopy	10,431						0		10,431
051502	Riverfront Improvements	881,901	(161,694)					(161,694)		0
051503	Two Way Communications Upgrade	51,816	350,000					350,000		401,816
051601	Convention Hall Improvements	160,420	30,000					30,000		190,420
051602	Boiler Replacement City Hall	135,639	21,974					21,974		157,613
051603	Business Incubator Chiller Repl	154,736	35,000					35,000		189,736
051604	Amphitheatre Improvements	756,753						0		756,753
051701	City Hall Waterproofing	600,000	(600,000)					(600,000)		0
051702	Security Improvements	33,614	40,000	30,000				70,000		103,614
051703	Naval Reserve Building Demotion	50,163	39,000					39,000		89,163
051704	Public Safety Datacenter Renovation	250,000						0		250,000
051801	Riverfront Center Waterproofing	0	555,600					555,600		555,600
051802	Riverfront Center Roof Replacement	0	250,000					250,000		250,000
Total Public Enterprise		11,375,024	1,065,880	8,130,000	4,400,000	400,000	400,000	14,395,880	0	24,994,960

- * Project Number to be Assigned
- ⊖ New or Revised Projects
- ⊕ Projects to be closed

**2017-2018
GENERAL CAPITAL PROJECTS
FIVE YEAR CAPITAL PLAN**

DRAINAGE

PROJ #	PROJECT IDENTIFICATION	BUDGET C/O	FISCAL YEAR					TOTAL 5 YEAR	BEYOND 2022	TOTAL COST
			17-18	18-19	19-20	20-21	21-22			
250211	Acquisition-ROW/Servitudes	431,516						0		431,516
250421	Residential Ditch Closure	1,095,774	375,000	375,000	375,000	375,000	375,000	1,875,000		2,970,774
250512	Pump Station Repairs	129,862						0		129,862
250604	Chattain Lake-Willow Glen Hudson	499,554						0		499,554
251003	Red River Levee Certification	50,026						0		50,026
251102	Woodale Outfall/ Railroad Ave Ph 3	499,382	(499,382)					(499,382)		0
251103	Masonic Drive RCB Extension	1,814,000						0		1,814,000
251104	Tangent Rail RCB	816,373						0		816,373
251105	Martin Park Drainage	500,000	499,382					499,382		999,382
251301	Citywide Drainage Improvements	90,423						0		90,423
251401	Culpepper Drainage	573,484						0		573,484
251701	Woodale Outfall/ Railroad Ave Ph 4	1,350,000						0		0
251702	Diversion Canal Reverse Flow System	40,639						0		0
251703	Rapides Avenue RCB Repair	450,000						0		450,000
251704	Choctaw Drive Drainage	24,899						0		24,899
251801	Mall Ditch Improvements	0	325,000	500,000	500,000			1,325,000		1,325,000
251802	Hey 28 West Drainage Canal	0	150,000		775,000			925,000		925,000
*	Dorchester Ditch Enclosure Phase 1	0		450,000	700,000			1,150,000		1,150,000
*	MacAdams Ditch Improvements	0		740,000				740,000		740,000
*	Good Earth Drainage Phase 1	0		250,000	750,000			1,000,000		1,000,000
*	Good Earth Drainage Phase 2	0			250,000	750,000		1,000,000		1,000,000
*	Dorchester Ditch Enclosure Phase 2	0			225,000	1,125,000		1,350,000		1,350,000
*	Shenandoah Ditch Closure	0					300,000	300,000		300,000
*	Worley Drive Ditch Closure	0					335,000	335,000		335,000
*	Hynson Bayou -Parkway -Stella Mills	0					900,000	900,000		900,000
*	Hynson Bayou -Poplar - Parkway	0					1,680,000	1,680,000		1,680,000
Total Drainage		8,365,932	850,000	2,315,000	3,575,000	2,250,000	3,590,000	12,580,000	0	19,555,293

* Project Number to be Assigned
 New or Revised Projects
 Projects to be closed

**2017-2018
GENERAL CAPITAL PROJECTS
FIVE YEAR CAPITAL PLAN**

STREETS

PROJ #	PROJECT IDENTIFICATION	BUDGET C/O	FISCAL YEAR					TOTAL 5 YEAR	BEYOND 2022	TOTAL COST
			17-18	18-19	19-20	20-21	21-22			
268823	Street, Drainage, Sidewalk Repairs	782,588	1,800,000	375,000	375,000	375,000	375,000	3,300,000		4,082,588
269007	Sugarhouse Road - Phase 1	7,542,623						0	3,500,000	11,042,623
269801	Jackson St at Horseshoe Drive	626,632						0		0
260407	Street Repairs	158,938	50,000	50,000	50,000	50,000	50,000	250,000		408,938
260507	Aerial Photography	170,554	15,000	15,000	15,000	15,000	15,000	75,000		245,554
260604	North Mall-North to Sterks	462,992						0	3,000,000	3,462,992
260608	Land Acquisitions	164,299		50,000			50,000	100,000		264,299
261002	Traffic Signals Renovations	367,070	25,000		25,000			50,000		417,070
261003	Citywide Directional Signage	81,020						0		81,020
261201	MPO Street Overlays	82,276	(82,276)					(82,276)		0
261203	Masonic Corridor Ph 2	2,120,915						0		2,120,915
261302	Directional Signage & Striping	79,091	50,000	50,000	50,000	50,000	50,000	250,000		329,091
261304	MPO Versailles Lighting	276,993						0		276,993
261307	MPO Sidewalk-Monroe St	96,105	(96,105)					(96,105)		0
261501	Hudson Bridge Chatlain Canal	841,304	450,000					450,000		450,000
261601	Prescott Road Sidewalk Improvement	105,624	(105,624)					(105,624)		0
261602	MPO Panel Replacement	3,274,352						0		3,274,352
261603	Industrial Park Road Reconstruction	652,802	100,000					100,000		652,802
261604	Cloverleaf Boulevard Extension	361,476						0		361,476
261701	City Park Bridge Repairs	225,000						0		225,000
261702	Horseshoe Drive Improvements	200,000						0		200,000
261801	N. 16th Street Bridge Replacement	0	350,000	1,350,000				1,700,000		1,700,000
261802	Pitts St/Broadway to Applewhite	0	645,000					645,000		645,000
*	North Mall/ North to Sterks Ph 2	0	0					0	1,250,000	1,250,000
*	Hudson Blvd/Eddie Williams to Futrell	0					1,620,000	1,620,000		1,620,000
*	Tulane Ave/Lincoln to Clinton	0					1,630,000	1,630,000		1,630,000
*	Clout St/Allen to Sterks Road	0					425,000	425,000		425,000
*	Provine Place Sidwalk/ Ansley-Versailles	0					270,000	270,000		270,000
Total Streets		18,572,654	3,200,995	1,890,000	515,000	540,000	-4,435,000	10,580,995	7,750,000	35,435,713



- * Project Number to be Assigned
- ⊕ New or Revised Projects
- ⊖ Projects to be closed

2017-2018

**GENERAL CAPITAL PROJECTS
FIVE YEAR CAPITAL PLAN**

POLICE

PROJ #	PROJECT IDENTIFICATION	BUDGET C/O	FISCAL YEAR					TOTAL 5 YEAR	BEYOND 2022	TOTAL COST
			17-18	18-19	19-20	20-21	21-22			
501401	Pistol Range Improvements	113,458						0		113,458
501502	Pistol Range Classroom	185,405						0		185,405
501504	Parking Canopies	127,785	30,000					30,000		157,785
501601	Filing & Storage System	14,463						0		14,463
501701	Public Safety Security System	73,000						0		73,000
501702	Body/Vehicle Camera System	36,157						0		36,157
Total Police		550,268	30,000	0	0	0	0	30,000	0	580,268



* Project Number to be Assigned
 New or Revised Projects
 Projects to be closed

2017-2018

**GENERAL CAPITAL PROJECTS
FIVE YEAR CAPITAL PLAN**

FIRE

PROJ #	PROJECT IDENTIFICATION	BUDGET C/O	FISCAL YEAR					TOTAL 5 YEAR	BEYOND 2022	TOTAL COST
			17-18	18-19	19-20	20-21	21-22			
600503	Fire Station Relocation	2,170,910						0		2,170,910
601701	Pumper Truck	3,789						0		3,789
601801	Pumper Truck		695,000					695,000		695,000
Total Fire		2,174,699	695,000	0	0	0	0	695,000	0	2,869,699



* Project Number to be Assigned
 New or Revised Projects
 Projects to be closed

2017-2018

**GENERAL CAPITAL PROJECTS
FIVE YEAR CAPITAL PLAN**

PARKS AND RECREATION

PROJ #	PROJECT IDENTIFICATION	BUDGET C/O	FISCAL YEAR					TOTAL 5 YEAR	BEYOND 2022	TOTAL COST
			17-18	18-19	19-20	20-21	21-22			
440901	Recreational Park Improvements	430,223						0		430,223
441501	Johnny Downs Park Improvements	397	400,000					400,000		400,397
441601	Park Building Improvements	786						0		786
441801	Civil Rights Monument		250,000	250,000				500,000		500,000
Total Park/Recreation		431,406	650,000	250,000	0	0	0	900,000	0	1,331,406

* Project Number to be Assigned
 New or Revised Projects
 Projects to be closed

**2017-2018
GENERAL CAPITAL PROJECTS
FIVE YEAR CAPITAL PLAN**

ZOOLOGICAL PARK

PROJ #	PROJECT IDENTIFICATION	BUDGET C/O	FISCAL YEAR					TOTAL 5 YEAR	BEYOND 2022	TOTAL COST
			17-18	18-19	19-20	20-21	21-22			
431401	AV System	40,347						0		40,347
431501	Zoo Improvements	809,128	200,000	400,000	400,000			1,000,000		1,809,128
431701	Otter Exhibit Renovation	200,000	(200,000)					(200,000)		0
431702	Colobus Monkey Exhibit	30,000	(30,000)					(30,000)		0
431703	Relocation of Red River Hogs	7,000	(7,000)					(7,000)		0
431801	Tiger Building Replacement	0	550,000					550,000		550,000
431802	Refurbish Wooden Walks & Decks	0	50,000	50,000	50,000			150,000		150,000
431803	Zoo Master Plan/Feasibility Study	0	50,000					50,000		50,000
Total Zoological Park		1,086,475	613,000	450,000	450,000	0	0	1,513,000	0	2,599,475
TOTAL GENERAL CAPITAL PROJECTS		42,556,458	7,104,875	13,035,000	8,940,000	3,190,000	8,425,000	40,694,875	7,750,000	87,366,843

- * Project Number to be Assigned
- ⊕ New or Revised Projects
- ▒ Projects to be closed

2017-2018

**GENERAL CAPITAL PROJECTS
FIVE YEAR CAPITAL PLAN**

COMMUNITY DEVELOPMENT BLOCK GRANT

PROJ #	PROJECT IDENTIFICATION	BUDGET C/O	FISCAL YEAR					TOTAL 5 YEAR	BEYOND 2022	TOTAL COST
			17-18	18-19	19-20	20-21	21-22			

TOTAL COBG

0 0 0 0 0 0 0 0 0

- * Project Number to be Assigned
- ⊖ New or Revised Projects
- ⊕ Projects to be closed

2017-2018

**ENTERPRISE CAPITAL PROJECTS
FIVE YEAR CAPITAL PLAN**

ELECTRIC

PROJ #	PROJECT IDENTIFICATION	BUDGET C/O	FISCAL YEAR					TOTAL 5 YEAR	BEYOND 2022	TOTAL COST
			17-18	18-19	19-20	20-21	21-22			
729202	Circuit Reconductoring	838,783	250,000	250,000	250,000	250,000	250,000	1,250,000		2,088,783
720003	Replace Distribution Breakers	30,333						0		30,333
720601	138 KV Pole Change Out	826,346	300,000					300,000		1,126,346
720601	Electric Utility Relocation	323,869	50,000	200,000	200,000	200,000	200,000	850,000		1,173,869
720804	Substation Maintenance	210,297	115,000	115,000	115,000	115,000	115,000	575,000		785,297
720805	Distribution Feeder Maintenance	201,180	200,000	200,000	200,000	200,000	200,000	1,000,000		1,201,180
720903	138 KV Pilot Wire Replacement	795,822						0		795,822
721302	138 KV Transmission Upgrade	823,603	375,000					375,000		1,198,603
721401	DG Hunter Units #5-11	1,203,081						0		1,203,081
721502	Bayou Cove #1 Comb Inspection	300,000						0		300,000
721503	Bayou Cove #1 Capital Imp	75,000						0		75,000
721504	Pecan Bayou Subdivision Ph 1	462	(16,300)					(16,300)		(15,838)
721505	Pecan Bayou Subdivision Ph 2	953						0		953
721601	Pecan Bayou Subdivision Ph 3	(18,687)						0		(18,687)
721602	Pecan Bayou Subdivision Ph 5	210,000						0		210,000
721701	Willow Glen Transformer Rep	819,982	750,000					750,000		750,000
721702	Rep Twin Bridges Autotransformer	4,493,061	900,000					900,000		4,493,061
721703	Rep Bayou Rapides Transformer	0		2,200,000				2,200,000		2,200,000
721704	MacArthur Drive Lighting Replacement	500,000	750,000					750,000		1,250,000
721801	Demolition DG Hunter 1-4	0	200,000	100,000	100,000	100,000	100,000	600,000		600,000
721802	Prescott 2400V Conversion	0	450,000					450,000		450,000
*	Prescott Breaker & Switch Replacemar	0		300,000				300,000		300,000
*	Willow Glen Breaker & Switch Rep	0			240,000			240,000		240,000
*	Twin Bridges Breaker & Switch Rep	0				400,000		400,000		400,000
*	DG Hunter Unit #12	0						0	10,000,000	10,000,000
Total Electric		11,633,265	4,323,700	3,365,000	1,105,000	1,295,000	865,000	10,923,700	10,000,000	30,837,803

- * Project Number to be Assigned
- ⊕ New or Revised Projects
- ▒ Projects to be closed

**2017-2018
ENTERPRISE CAPITAL PROJECTS
FIVE YEAR CAPITAL PLAN**

WATER

PROJ #	PROJECT IDENTIFICATION	BUDGET C/O	FISCAL YEAR					TOTAL 5 YEAR	BEYOND 2022	TOTAL COST
			17-18	18-19	19-20	20-21	21-22			
750004	Waterline Replacement & Rehab	494,129	750,000	750,000	750,000	750,000	750,000	3,750,000		4,244,129
751001	Water Well Reclamation	574,115	750,000	750,000	750,000	750,000	750,000	3,750,000		4,324,115
751201	Martin Park Water Main Rep	500,883						0		500,883
751202	Replace Water Wells	359,542	500,000	1,000,000	500,000			2,000,000		2,359,542
751301	Hwy 1 Water Tank Repairs & Painting	102,425						0		102,425
751302	McNitt Field Water Feeder Line	59,714		675,000	675,000			1,350,000		1,409,714
751401	Adams Station 2400V to 480V	599,598						0		599,598
751402	Shell Road Tank Study	75,000						0		75,000
751403	City Park Tank Replacement	622,119						0		622,119
751601	McKelthen Dr Tank Repair & Paint	493,016						0		493,016
751602	Fire Hydrant Thread Standardization	105,000						0		105,000
751701	Rosaline Tank Repair & Paint	296,000	565,000					565,000		861,000
751702	TRC Rechlorination Station	239,000						0		239,000
751703	Annadale Road Improvements	350,100	60,000					60,000		410,100
751704	Water Main Rep-Legacy System	476,972						0		476,972
751705	Chlorine Leak Detection	65,152						0		65,152
*	Koatchie By Pass Phase I	0		2,429,000				2,429,000		2,429,000
*	Adams Tank Repair & Paint	0		515,000	562,000			1,177,000		1,177,000
*	Water Well Meter Replacement	0		410,000				410,000		410,000
*	Adams Pump Station Line Renovation	0				1,935,000		1,935,000		1,935,000
Total Water		5,412,765	2,625,000	6,629,000	3,237,000	3,435,000	1,500,000	17,426,000	0	22,836,765

- * Project Number to be Assigned
- ⊗ New or Revised Projects
- ▨ Projects to be closed

2017-2018

**ENTERPRISE CAPITAL PROJECTS
FIVE YEAR CAPITAL PLAN**

GAS

PROJ #	PROJECT IDENTIFICATION	BUDGET C/O	FISCAL YEAR					TOTAL 5 YEAR	BEYOND 2022	TOTAL COST
			17-18	18-19	19-20	20-21	21-22			
780901	Martin Park Gas Main Rep	157,754	300,000					300,000		457,754
781401	Gas SCADA Upgrade	170,590						0		170,590
781503	Gas Main Extension 8" Port	55,000						0		55,000
781601	Pecan Bayou Subdivision Ph 4	11,551						0		11,551
781602	Pecan Bayou Subdivision Ph 5	12,525						0		12,525
781604	Pecan Bayou Subdivision Ph 6	2,801						0		2,801
781605	Vanderburg/England Gas Loop	35,000						0		35,000
781606	LA 28W Gas Extension	4,010						0		4,010
781701	Ansley Blvd Gas Extension Ph 3	25						0		25
781702	Ansley Blvd Gas Extension Ph 4	50						0		50
781703	Caldenwood Gas Extension	45						0		45
781704	Cloverleaf Gas Extension	40,000						0		40,000
781801	Lower 3rd/W Sandy Bayou Gas		300,000					300,000		300,000
*	Wells Boulevard Gas Rep			300,000				300,000		300,000
*	Zone 15 Gas Replacement				300,000			300,000		300,000
*	Alexandria West Side Gas Feed					650,000		650,000		650,000
Total Gas		489,351	600,000	300,000	300,000	650,000	0	1,850,000	0	2,339,351

- * Project Number to be Assigned
- ⊕ New or Revised Projects
- ▨ Projects to be closed

**2017-2018
ENTERPRISE CAPITAL PROJECTS
FIVE YEAR CAPITAL PLAN**

WASTEWATER

PROJ #	PROJECT IDENTIFICATION	BUDGET C/O	FISCAL YEAR					TOTAL 5 YEAR	BEYOND 2022	TOTAL COST
			17-18	18-19	19-20	20-21	21-22			
818901	Sewer Line Rehab & Replacement	1,165,509	450,000	750,000	750,000	750,000	750,000	3,450,000		4,615,509
810904	Collection/Treatment Planting	38,872		925,000				925,000		963,872
811301	Atwood Station Odor Control	238,447						0		238,447
811501	Lift Station Upgrades	415,000	220,000		220,000			440,000		855,000
811502	Port Force Main Additions	45,000						0		45,000
811601	Lift Station Stand by Power	246,740						0		246,740
811602	Demolish Atwood Lift Station	189,850						0		189,850
811605	Samtown Lift Station & Force Main	1,028,274						0		1,028,274
811701	Wastewater Main Rep - Legacy System	475,890						0		475,890
811801	Vehicle Storage Building	0	275,000					275,000		275,000
*	Windemere Lift Station Gravity Sewer	0		1,592,000				1,592,000		1,592,000
*	Engine Replacement-Jones St Lift Stati	0			2,400,000			2,400,000		2,400,000
*	Martin Park Flood Control Stand By	0			156,000			156,000		156,000
*	Highway 28 W Sewer Improvements	0				1,570,000		1,570,000		1,570,000
*	Main Lift Stations Renovation	0					4,148,000	4,148,000		4,148,000
*	W Sandy Bayou Flood Control Stand B	0					546,000	546,000		546,000
*	Downtown Sewer Line Rehab	0						0	6,000,000	6,000,000
*	West Alexandria Treatment Plant	0						0	57,910,000	57,910,000
*	Perimeter Fence Treatment Plant	0						0	356,000	356,000
*	Treatment Plant Drainage	0						0	465,000	465,000
*	Calvert Street Lift Station	0						0	6,600,000	6,600,000
Total Wastewater		3,843,582	945,000	3,267,000	3,526,000	2,320,000	5,444,000	15,802,000	71,331,000	90,676,582

- * Project Number to be Assigned
- ⊕ New or Revised Projects
- ▨ Projects to be closed

2017-2018

**ENTERPRISE CAPITAL PROJECTS
FIVE YEAR CAPITAL PLAN**

OTHER

PROJ #	PROJECT IDENTIFICATION	BUDGET C/O	FISCAL YEAR					TOTAL 5 YEAR	BEYOND 2022	TOTAL COST
			17-18	18-19	19-20	20-21	21-22			
860701	Telephone Network Upgrade	206,083						0		206,083
860702	GIS System/GPS Equipment	464,596						0		464,596
861801	City Hall Datacenter Battery Backup		150,000					150,000		150,000
861802	Council Chambers Broadcast Upgrade		125,000					125,000		125,000
*	Utility Services Annex			705,000				705,000		705,000
Total Other		670,679	275,000	705,000	0	0	0	980,000	0	1,650,679
TOTAL UTILITY CAPITAL		22,049,642	8,768,700	14,266,000	8,168,000	7,670,000	7,809,000	46,681,700	81,331,000	148,342,950

- * Project Number to be Assigned
- ⊕ New or Revised Projects
- ▨ Projects to be closed

2017-2018

**ENTERPRISE CAPITAL PROJECTS
FIVE YEAR CAPITAL PLAN**

MUNICIPAL TRANSIT

PROJ #	PROJECT IDENTIFICATION	BUDGET C/O	FISCAL YEAR					TOTAL 5 YEAR	BEYOND 2022	TOTAL COST
			17-18	18-19	19-20	20-21	21-22			
709706	Surveillance Equipment	71		20,000				20,000		20,071
709709	ADA Vans	40,190				250,000	250,000	500,000		540,190
709710	Replace Support Vehicles	39		35,000	35,000	35,000		105,000		105,039
709711	Misc Shop Equipment	17,593			10,000			10,000		27,593
709712	Buses	976,665	1,000,000		1,000,000		1,000,000	3,000,000		3,976,665
709721	Copier	145						0		145
TOTAL TRANSIT		1,034,703	1,000,000	55,000	1,045,000	285,000	1,290,000	3,635,000	0	4,669,703

- * Project Number to be Assigned
- ⊕ New or Revised Projects
- ▒ Projects to be closed