



City of Alexandria
Annual Capital Budget
and Five Year Plan
2014-2015



GOVERNMENT FINANCE OFFICERS ASSOCIATION

*Distinguished
Budget Presentation
Award*

PRESENTED TO

**City of Alexandria
Louisiana**

For the Fiscal Year Beginning

May 1, 2013

Executive Director

2014-2015/2018-2019 CAPITAL IMPROVEMENTS BUDGET

*****THIS PAGE LEFT BLANK*****

***CITY OF ALEXANDRIA
ELECTED OFFICIALS
2014 - 2015***

EXECUTIVE

Jacques M. Roy

Mayor

LEGISLATIVE

Edward Larvadain III

Mitzi LaSalle

Jules Green

Harry Silver

Chuck Fowler

Jim Villard

Lee Rubin

District One

District Two

District Three

District Four

District Five

At Large

At Large

JUDICIAL

Richard Starling, Jr.

Terrence Grines

City Judge

City Marshal

***CITY OF ALEXANDRIA
EXECUTIVE OFFICERS
2014 - 2015***

Joe Page	Chief of Staff
Daniel Williams	Director of Community Services
Loren Lampert	Police Chief
Bernard Wesley	Fire Chief
Michael Marcotte	Director of Utilities
Lisa Harris	Director of Human Resource
Charles Johnson	City Attorney
David Crutchfield	Director of Finance
Delores Brewer	Director of Planning
David Gill	Director of Public Works

2014-2015/2018-2019 CAPITAL IMPROVEMENTS BUDGET

TABLE OF CONTENTS

	<u>PAGE</u>
Table of Contents	5
Glossary	15
<u>A. BUDGET SUMMARIES</u>	
Combined Summary/Sources of Funding	A.1
<u>B. GENERAL CAPITAL PROJECTS</u>	
Summary of General Capital Projects	B.1
General Capital Projects-Five Year Plan	B.2
<u>C. PUBLIC ENTERPRISE</u>	
Source of Funding	C.2
Reserve for Relocation Projects	C.4
City Hall Plaza Sealing	C.5
Info Technology Upgrades	C.6
Animal Shelter Improvements	C.7
AUMP Lower Third	C.8
Building Improvements	C.9
Roof Replacement	C.10
Brownsfield Grants	C.11
Fueling Depot Improvements	C.12
City Compound Security Enhancements	C.13
Riverfront Improvements	C.14
Mobile Emergency Equipment	C.15
Red River Imp Venture	C.16
Port of Alexandria Rail Spur Imp	C.17
Port of Alex/Ruston Foundry	C.18
Hodges Stockbarn Development	C.19
Riverfront Center Improvements	C.20
Resiliency Program	C.21
Energy Renovations	C.22
Enviromental Mitigations	C.23
Cenla Community College	C.24
Code Enforcement Canopy	C.25
Riverfront Senescence Mitigation	C.26
<u>D. DRAINAGE</u>	
Source of Funding	D.2
Southern Heights Drainage	D.4

2014-2015/2018-2019 CAPITAL IMPROVEMENTS BUDGET

TABLE OF CONTENTS

	<u>PAGE</u>
<u>D. DRAINAGE CONTINUED</u>	
Acquisition-ROW/Servitudes	D.5
Residential Ditch Closure	D.6
Prescott/Shirley Park-Texas	D.7
Pump Station Repairs	D.8
Chatlain Lake-Willow Glen Hudson	D.9
Red River Levee Certification	D.10
Woodale Outfall/ Railrd Ave Ph 2	D.11
Woodale Outfall/ Railrd Ave Ph 3	D.12
Masonic Drive RCB Extension	D.13
Tangent Rail RCB	D.14
Martin Park Drainage	D.15
Citywide Drainage Improvements	D.16
Albert Street Box Culvert	D.17
Culpepper Drainage	D.18
 <u>E. STREETS</u>	
Source of Funding	E.2
Street, Drainage, Sidewalk Repairs	E.4
Sugarhouse Road - Phase 1	E.5
Jackson St at Horseshoe Drive	E.6
Horseshoe/Jackson-Masonic	E.7
Recon Horseshoe/Grove-Mac	E.8
Street Repairs	E.9
Aerial Photography	E.10
North Mall-North to Sterkx	E.11
Land Acquisitions	E.12
6th & 7th/Cotton to Monroe	E.13
Sidewalk/Intersection LS Rugg	E.14
Traffic Signals Renovations	E.15
Citywide Directional Signage	E.16
Masonic Drive Corridor Imp	E.17
North MacArthur Traffic Softening	E.18
Bolton Avenue Traffic Softening	E.19
MPO Street Overlays	E.20
Masonic Corridor Ph 2	E.21
Hudson Bridge Hynson Bayou	E.22
Directional Signage & Striping	E.23
MPO Versailles Lighting	E.24

2014-2015/2018-2019 CAPITAL IMPROVEMENTS BUDGET

TABLE OF CONTENTS

	<u>PAGE</u>
<u>E. STREETS CONTINUED</u>	
Bolton/Rapides Intersection Imp	E.25
MPO Sidewalk-Monroe St	E.26
North/Memorial Intersection	E.27
Hudson Bridge Chatlain Canal	E.28
<u>F. POLICE</u>	
Source of Funding	F.2
Communications Upgrade	F.4
Pistol Range Improvements	F.5
Radio System 700 MHz Statewide	F.6
Pistol Range Classroom	F.7
Metal Building-Command Bus	F.8
Parking Canopies	F.9
<u>G. PUBLIC SAFETY - FIRE</u>	
Source of Funding	G.2
Fire Station Relocation	G.4
Pumper Truck Replacement	G.5
<u>H. PARKS & RECREATION</u>	
Source of Funding	H.2
Recreational Park Improvements	H.4
Lincoln Park Improvements	H.5
<u>I. ZOOLOGICAL PARK</u>	
Source of Funding	I.2
Renovation of South America Section	I.4
AV System	I.5
Renovation of Animal Hospital	I.6
Zoo Senescence Mitigation	I.7
<u>J. COMMUNITY DEVELOPMENT</u>	
Source of Funding	J.2
Green Oak Drainage Ph 2	J.4
Monroe Street Sidewalks	J.5
Aaron Street Sidewalks	J.6

2014-2015/2018-2019 CAPITAL IMPROVEMENTS BUDGET

TABLE OF CONTENTS

	<u>PAGE</u>
<u>K. ENTERPRISE CAPITAL PROJECTS</u>	
Combined Enterprise Capital Projects	K.1
<u>L. ELECTRIC</u>	
Source of Funding	L.2
Circuit Reconductoring	L.4
Replace Distribution Breakers	L.5
Upgrade SCADA System	L.6
138 KV Pole Change Out	L.7
Substation Oil Containment	L.8
Electric Utility Relocation	L.9
Substation Maintenance	L.10
Distribution Feeder Maintenance	L.11
Vacuum Pump	L.12
Upgrade Transformers at Prescott	L.13
138 KV Pilot Wire Replacement	L.14
Sterkx Rd Transformer Rep	L.15
Buhlow Bridge Relocation-Electric	L.16
Power Generation Additions	L.17
Turbine Inspection Units 3 & 4	L.18
Bearing Inspection Units 3 & 4	L.19
#3 & #4 Boiler Maint Upgrade	L.20
Retube E Boiler Feed Water Heater	L.21
138 KV Transmission Upgrade	L.22
DG Hunter Units #5 - #11	L.23
Bayou Cove Acquisition	L.24
Port Distribution Improvments	L.25
Bayou Cove #1 Comb Inspection	L.26
Bayou Cove #1 Capital Imp	L.27
Pecan Bayou Subdivision Ph 1	L.28
Pecan Bayou Subdivision Ph 2	L.29
Pecan Bayou Subdivision Ph 3	L.30
<u>M. WATER</u>	
Source of Funding	M.2
Replace Water Lines	M.4
Pump Station Monroe Street	M.5
Replace 3 Ground Storage Tanks	M.6

2014-2015/2018-2019 CAPITAL IMPROVEMENTS BUDGET

TABLE OF CONTENTS

	<u>PAGE</u>
<u>M. WATER CONTINUED</u>	
Water Well Reclamation	M.7
SCADA System Upgrade	M.8
Pump Station City Park	M.9
Buhlow Bridge Relocation-Water	M.10
Replace Downtown Water Mains	M.11
Install 36" Valve @ Shell Rd	M.12
Martin Park Water Main Rep	M.13
Replace Water Wells	M.14
Hwy 1 Water Tank Repairs & Painting	M.15
McNutt Field Water Feeder Line	M.16
Adams Station 2400V to 480V	M.17
Shell Road Tank Study	M.18
City Park Tank Repair & Paint	M.19
Lee St Tank Repair & Paint	M.20
McKeithen Dr Tank Repair & Paint	M.21
Rosalino Tank Repair & Paint	M.22
Adams Tank Repair & Paint	M.23
<u>N. GAS</u>	
Source of Funding	N.2
Martin Park Gas Main Rep	N.4
Hwy 28W & Vandenburg	N.5
Gas SCADA Upgrade	N.6
Pecan Bayou Subdivision Ph 2	N.7
Pecan Bayou Subdivision Ph 3	N.8
Gas Main Extention 8" Port	N.9
Pecan Bayou Subdivision Ph 4	N.10
<u>O. WASTEWATER</u>	
Source of Funding	O.2
Sewer Line Rehab & Replacement	O.4
Hwy 28 W Pump Station/Sewer	O.5
SCADA System Upgrade	O.6
Shirley Park Lift Station	O.7
Collection/Treatment Painting	O.8
Treatment Plant Improvements	O.9
Atwood Station Odor Control	O.10
Lift Station Upgrades	O.11

2014-2015/2018-2019 CAPITAL IMPROVEMENTS BUDGET

TABLE OF CONTENTS

PAGE

O. WASTEWATER CONTINUED

Port Force Main Additions	O.12
Treatment Plant Drainage	O.13
Lift Station Stand by Power	O.14
Vehicle Storage Building	O.15

P. OTHER

Source of Funding	P.2
Telephone Network Upgrade	P.4
GIS System/GPS Equipment	P.5
CRM System	P.6
GIS Building	P.7

Q. MUNICIPAL TRANSIT

Source of Funding	Q.2
Buses	Q.4

R. FIVE YEAR PLAN

Enterprise Capital Projects

The following is a breakdown of the Enterprise Capital Projects by Category:

Category	No. of Projects	Total
Electric	10	1,625,000
Water	1	150,000
Gas	5	1,530,000
Wastewater	3	840,000
Other	2	200,000
Municipal Transit	<u>0</u>	<u>-0-</u>
Total	<u>21</u>	<u>\$4,345,000</u>

The Enterprise Capital Projects are funded by revenues generated by the City's Utility System, Utility Revenue Bonds, revolving loans from the State Department of Health and Hospitals, and matching FTA grants.

At present, the City is engaging consultants to assess the needs of its Utilities System infrastructure. This will assure the ability of the 4 components; electricity, gas, water and wastewater, to provide reliable service to the customer at the existing level of service as well as provide for any anticipated growth in all areas. This assessment will materially impact future capital budgets in the Enterprise Capital Projects. To this end, the City has begun upgrading electrical production facilities with the addition of DG Hunter #5-#11 which will add reciprocating internal combustion generators to the City's Power Plant, and the acquisition of one unit of an existing power plant at Bayou Cove in south Louisiana.

Sincerely,



David Crutchfield
Director of Finance
City of Alexandria

**City of Alexandria
Five Year Capital Improvement Program
Glossary of Terms**

Revenue Terms:

Community Development Block Grant (CDBG) - Revenue received from the Community Development Block Grant source via the City's Community Development department.

Federal Grants - Revenue received from the U.S. Government, or as a Federal pass-through grant from the State of Louisiana.

Property Taxes - Revenue from the 11.25 millage 1993 Streets and Drainage Tax.

Sales Tax (STX) - Revenue from the City's Capital Outlay Fund supported by the 1/2 cent sales tax.

Sales Tax Bonds (STXB) - Revenue from sales tax bonds.

Special Assessments (ASMT) - Revenue received from the legal process of assessing benefitted property owners or physical improvements such as sewer lines or street improvements such as sewer lines or street improvements.

State Grants - Funds received from the State of Louisiana, excluding pass-through grants.

Utility Revenue Bonds (RB) - Revenue from the sale of Utility Bonds.

Expenditure Terms:

Construction - Contracted cost associated with the actual implementation or construction of an improvement. This should include material costs associated with projects utilizing city crews for implementation.

Demolition Cost - Contract cost associated with demolition or site preparation.

Engineering/Architectural Design - Any cost related to the design phase of the project either by the city or private firm.

Inspection Fees - Costs of providing for project inspection usually performed by the design engineer.

Land Acquisition - Any cost associated with the acquisition of property to implement the project. It includes, but is not limited to, condemnations, right-of-ways, legal costs, etc.

Landscaping - Costs associated with miscellaneous grading and landscaping activities incidental to the construction activity. Landscaping for parks should be shown in the construction classification.

Major Equipment - Costs associated with movable or immovable equipment, generally costing over \$5,000 and having a useful life of five years.

**City of Alexandria
Five Year Capital Improvement Program
Glossary of Terms**

continued

Miscellaneous Definitions:

Activity - A service performed by a department or division.

Appropriations - Authorization granted by the City Council to make expenditures for a given period and the proposed means of financing them.

Assessments - An amount levied on personal property on a cost sharing basis for improvements made by the city for the benefit of a small group of property owners (e.g. Special Assessments for the reconstruction of a sewer line in a lightly populated area).

Budget Carryover - The total of the current budget, April 30, minus prior year(s) expenditures.

Capital Budget - The City's five year financial plan that contains both the estimated revenues to be received and the proposed Capital expenditures to be incurred to achieve a stated objective.

Department - A section of a Division.

Division - A functional unit of the City containing one or more departments or activities.

Fund - A fiscal and accounting entity with a self-balancing set of accounts recording cash and other financial resources, together with all related liabilities and residual equities or balances, and changes therein, which are segregated for the purpose of carrying on specific activities or attaining certain objectives in accordance with special regulations, restrictions, or limitations.

Fund Balance - Resources remaining from prior years which are available to be budgeted in the current year.

Fund Source - The source of Revenue used to pay for a particular project.

Ordinance - A formal legislative enactment by the governing body of a municipality.

Project - A large or major undertaking designed to achieve an objective.

Project Category - The functional improvement category under which a project is assigned, (e.g., Public Enterprise, Economic Development, Streets, etc.).

Urban Systems - Federal funded street projects that match local funds for the reconstruction of major streets.

2014-2015/2018-2019 CAPITAL IMPROVEMENTS BUDGET

THIS PAGE LEFT BLANK

A. BUDGET SUMMARIES

2014-2015
COMBINED CAPITAL PROJECTS
SOURCES OF FUNDING SUMMARY

DESCRIPTION	FISCAL YEAR					TOTAL FIVE YEAR
	14-15	15-16	16-17	17-18	18-19	
GENERAL CAPITAL PROJECTS						
REVENUES:						
Sales Taxes	3,713,764	3,700,836	3,692,571	3,684,172	3,670,277	18,461,620
Property Taxes	2,215,400	2,206,400	2,205,400	2,202,200	4,147,000	12,976,400
Investment Income	0	0	0	0	0	0
Transfer from Prior Projects	0	0	0	0	0	0
Interfund Tfr - Utility Fund	100,000	100,000	100,000	100,000	100,000	500,000
Intergovernmental	0	0	0	0	0	0
Private Contributions	0	0	0	0	0	0
Other	0	0	0	0	0	0
Fund Balance	3,338,634	3,463	67,699	1,365,935	1,166,906	5,942,637
TOTAL AVAILABLE FUNDS	9,367,798	6,010,699	6,065,670	7,352,307	9,084,183	37,880,657
EXPENDITURES:						
Transfers-General Fund	411,000	411,000	411,000	411,000	411,000	2,055,000
Transfers-Utilities Capital Projects	0	0	0	0	0	0
General Capital Projects	8,953,335	5,532,000	4,107,000	5,595,000	4,395,000	28,582,335
CDBG Capital Projects	0	0	0	0	0	0
TOTAL EXPENDITURES	9,364,335	5,943,000	4,518,000	6,006,000	4,806,000	30,637,335
BALANCE AVAILABLE FOR APP	3,463	67,699	1,547,670	1,346,307	4,278,183	7,243,322
ENTERPRISE CAPITAL PROJECTS						
REVENUES:						
Sales Taxes	0	0	0	0	0	0
Utility Fund	3,951,654	5,000,000	3,000,000	3,000,000	3,000,000	17,951,654
Transfer From Prior Projects	0	0	0	0	0	0
Investment Income	0	0	0	0	0	0
Intergovernmental	0	0	0	0	0	0
Transfer from Gen Capital Projects	0	0	0	0	0	0
Other	0	0	0	0	0	0
Retained Earnings	0	0	322,600	1,557,600	2,542,600	4,422,800
TOTAL AVAILABLE FUNDS	3,951,654	5,000,000	3,322,600	4,557,600	5,542,600	22,374,454
EXPENDITURES:						
Utility Capital Projects	3,951,654	4,677,400	1,765,000	2,015,000	1,515,000	13,924,054
Municipal Transit Projects	0	0	0	0	0	0
TOTAL EXPENDITURES	3,951,654	4,677,400	1,765,000	2,015,000	1,515,000	13,924,054
BALANCE AVAILABLE FOR APP	0	322,600	1,557,600	2,542,600	4,027,600	8,450,400

CITY OF ALEXANDRIA

2014-2015
COMBINED CAPITAL PROJECTS
SOURCES OF FUNDING SUMMARY

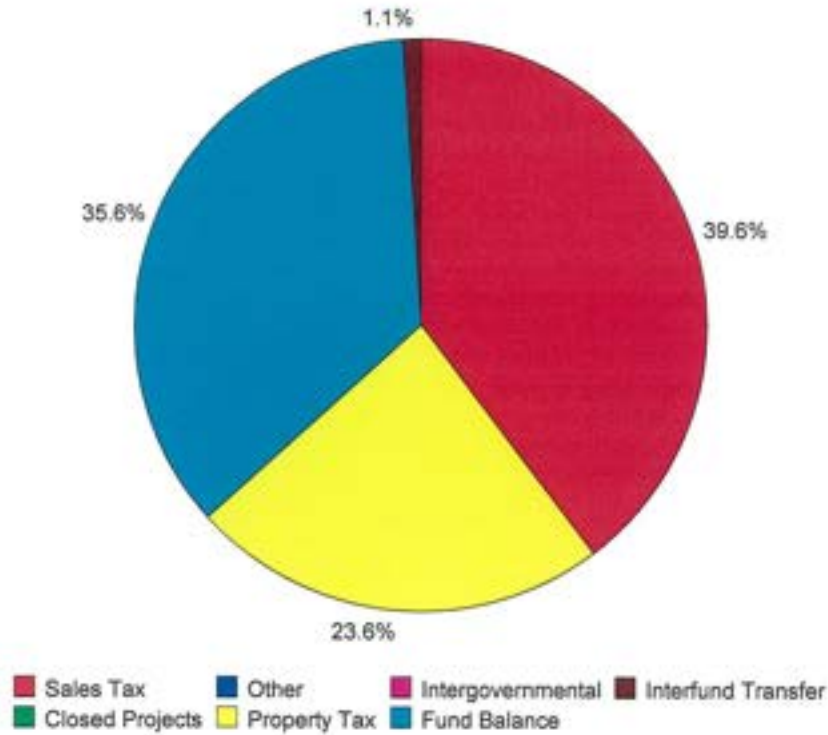
PROJECT IDENTIFICATION	SALES TAXES	SALES TAX BONDS 08	AD VAL TAX- 08	FEDERAL FUNDS	STATE FUNDS	UTILITY FUND	TOTALS
SUMMARY							
SOURCES OF FUNDING							
Current Year Transfers	6,775,000		4,147,000			3,951,654	14,873,654
(Less Debt Service)	(3,061,236)		(1,931,600)				(4,992,836)
Interest Income	0					0	0
Transfers From Prior Projects							0
Interfund Transfer Utility Fund						100,000	100,000
Interfund Transfer General Fund							0
Intergovernmental				0	0		0
Private Contributions							0
Debt Proceeds							0
Other							0
Fund Balance	295,000	0	171,000	0	0	0	0
TOTAL	4,008,764	0	2,386,400	0	0	4,051,654	9,980,818
EXPENDITURES							
Transfer to General Fund	411,000		0	0	0	0	411,000
General Capital Projects	3,594,801	0	2,385,900	0	0	100,000	6,080,701
CDBG	0		0	0	0	0	0
Enterprise CIP - Utility Fund	0		0	0	0	3,951,654	3,951,654
Enterprise CIP - Transit System	0		0	0	0	0	0
Enterprise CIP - Sanitation Fund	0		0	0	0	0	0
TOTAL	4,005,801	0	2,385,900	0	0	4,051,654	10,443,355
UNAPPRPTD BALANCE	2,963	0	500	0	0	0	3,463

B. GENERAL CAPITAL PROJECTS

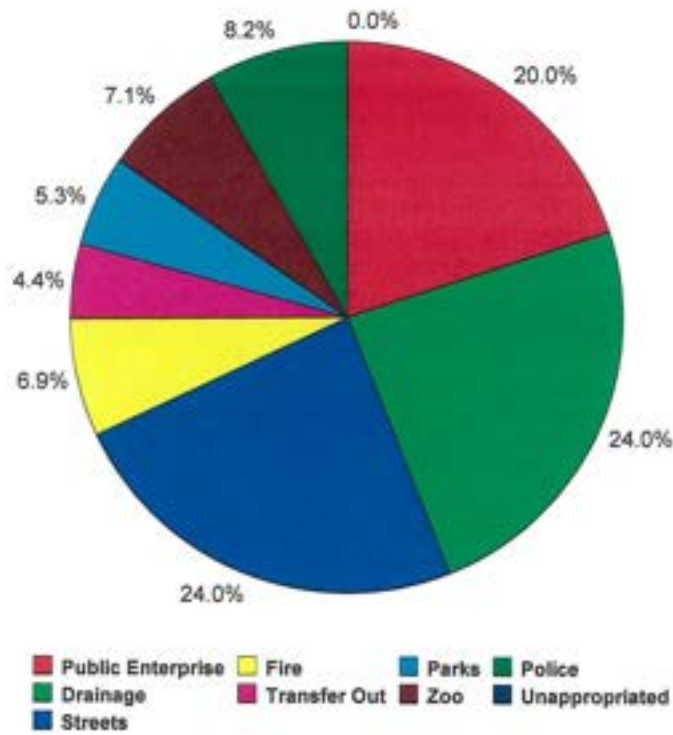
GENERAL CAPITAL PROJECTS

2014/2015 REVENUES AND EXPENSES

Revenues



Expenditures



2014-2015

**COMBINED GENERAL CAPITAL PROJECTS
SOURCES OF FUNDING SUMMARY**

PROJECT IDENTIFICATION	SALES TAXES	SALES TAX BONDS 08	AD VAL TAX- 08	FEDERAL FUNDS	STATE FUNDS	UTILITY FUND	TOTALS
SUMMARY							
SOURCES OF FUNDING							
Current Year Transfers	6,775,000		4,147,000				10,922,000
(Less Debt Service)	(3,061,236)		(1,931,600)				(4,992,836)
Interest Income	0		0				0
Transfers From Prior Projects							0
Interfund Transfer Utility Fund	0					100,000	100,000
Interfund Transfer General Fund	0					0	0
Intergovernmental				0	0		0
Private Contributions							0
Debt Proceeds							0
Other			0				0
Fund Balance	295,000	0	171,000	0	0	0	466,000
TOTAL	4,008,764	0	2,386,400	0	0	100,000	6,495,164
EXPENDITURES							
Transfer to General Fund	411,000		0	0	0	0	411,000
General Capital Projects	3,594,801	0	2,385,900	0	0	100,000	6,080,701
CDBG	0		0	0	0	0	0
TOTAL	4,005,801	0	2,385,900	0	0	100,000	6,491,701
UNAPPRPTD BALANCE	2,963	0	500	0	0	0	3,463

CITY OF ALEXANDRIA

C. PUBLIC ENTERPRISE

TABLE OF CONTENTS

		<u><i>PUBLIC ENTERPRISE</i></u>	<u>PAGE</u>
059401	Reserve for Relocation Projects	4
050301	City Hall Plaza Sealing	5
860301	Info Technology Upgrades	6
050701	Animal Shelter Improvements	7
050710	AUMP Lower Third	8
050801	Building Improvements	9
050802	Roof Replacement	10
050812	Brownsfield Grants	11
050903	Fueling Depot Improvements	12
050905	City Compound Security Enhancements	13
051002	Riverfront Improvements	14
051101	Mobile Emergency Equipment	15
051103	Red River Imp Venture	16
051104	Port of Alexandria Rail Spur Imp	17
051201	Port of Alex/Ruston Foundry	18
051202	Hodges Stockbarn Development	19
051302	Riverfront Center Improvements	20
051303	Resiliency Program	21
051401	Energy Renovations	22
051402	Enviromental Mitigations	23
051403	Cenla Community College	24
051501	Code Enforcement Canopy	25
051502	Riverfront Senescence Mitigation	26

2014-2015

**COMBINED CAPITAL PROJECTS
SOURCES OF FUNDING SUMMARY**

PUBLIC ENTERPRISE

PROJECT IDENTIFICATION	SALES TAXES	SALES TAX BONDS 08	AD VAL TAX- 08	FEDERAL FUNDS	STATE FUNDS	UTILITY FUND	TOTALS
Reserve for Relocation Proj						100,000	100,000
City Hall Plaza Sealing	(200,134)						(200,134)
AUMP Lower Third	200,000						200,000
Building Improvements	(72,500)						(72,500)
Roof Replacement	150,000						150,000
Fueling Depot Improvements	48,000						48,000
Red River Imp Venture	500,000						500,000
Port of Alexandria Rail Spur	100,000						100,000
Energy Renovations	200,000						200,000
Environmental Mitigations	(400,000)						(400,000)
Code Enforcement Canopy	85,000						85,000
Riverfront Senescence Mitigation	487,000						487,000
Total Public Enterprise	1,097,366	0	0	0	0	100,000	1,197,366

2014-2015
GENERAL CAPITAL PROJECTS
FIVE YEAR CAPITAL PLAN

PUBLIC ENTERPRISE

PROJ #	PROJECT IDENTIFICATION	BUDGET C/O	FISCAL YEAR					TOTAL 5 YEAR	BEYOND 2019	TOTAL COST	
			14-15	15-16	16-17	17-18	18-19				
059401	Reserve for Relocation Projects	100,000	100,000	100,000	100,000	100,000	100,000	500,000		600,000	
050301	City Hall Plaza Sealing	200,134	(200,134)	500,000			2,300,000	1,900,000	4,499,866	3,000,000	7,700,000
860301	Info Technology Upgrades	95,422						0			95,422
050701	Animal Shelter Improvements	17,202						0			17,202
050710	AUMP Lower Third	3,204,767	200,000					200,000			3,404,767
050801	Building Improvements	745,523	(72,500)	150,000	150,000	150,000	150,000	527,500			1,273,023
050802	Roof Replacement	425,555	150,000	150,000	150,000	150,000	150,000	750,000			1,175,555
050812	Brownsfield Grants	52,938						0			52,938
050903	Fueling Depot Improvements	183,342	48,000					48,000			231,342
050905	City Compound Security Enhancem	29,371						0			29,371
051002	Riverfront Improvements	1,990						0			1,990
051101	Mobile Emergency Equipment	93,810						0			93,810
051103	Red River Imp Venture	73,768	500,000					500,000			573,768
051104	Port of Alexandria Rail Spur Imp	526,430	100,000					100,000			626,430
051201	Port of Alex/Ruston Foundry	47,298						0			47,298
051202	Hodges Stockbarn Development	177,677						0			177,677
051302	Riverfront Center Improvements	722,484						0			722,484
051303	Resiliency Program	16,617						0			16,617
051401	Energy Renovations	225,000	200,000					200,000			425,000
051402	Enviromental Mitigations	600,000	(400,000)					(400,000)			200,000
051403	Cenla Community College	2,294,230						0			2,294,230
051501	Code Enforcement Canopy	0	85,000					85,000			85,000
051502	Riverfront Senescence Mitigation	0	487,000	487,000	412,000	150,000	150,000	1,686,000	150,000		1,836,000
Total Public Enterprise		9,833,558	1,197,366	1,387,000	812,000	2,850,000	2,450,000	8,696,366	3,150,000	21,679,924	

- * Project Number to be Assigned
- @ New or Revised Projects
- Projects to be closed

SHEET A 2014-2015/2018-2019 CAPITAL IMPROVEMENTS PROGRAM

PROJECT TITLE: Reserve for Relocation Projects	PROJECT CATEGORY: Public Enterprise
PROJECT NUMBER: 059401	COUNCIL DISTRICT # N/A
DIVISION: Public Works	DEPARTMENT: Engineering

PROJECT BUDGET

REVENUE BREAKDOWN

REVENUE SOURCES					UTILITY FUND	TOTAL
PRIOR BDGTS					1,839,964	1,839,964
PRIOR EXP					1,739,964	1,739,964
BUDGET C/O					100,000	100,000
2014-2015					100,000	100,000
2015-2016					100,000	100,000
2016-2017					100,000	100,000
2017-2018					100,000	100,000
2018-2019					100,000	100,000
BEYOND 2019						
TOTAL COST					2,339,964	2,339,964

EXPENDITURE BREAKDOWN

EXPENDITURE BREAKDOWN	ENGINEERING	TESTING	LAND ACQUISITION	CONSTRUCTION	OTHER	TOTAL
PRIOR BDGTS				1,839,964		1,839,964
2014-2015				100,000		100,000
2015-2016				100,000		100,000
2016-2017				100,000		100,000
2017-2018				100,000		100,000
2018-2019				100,000		100,000
BEYOND 2019						
TOTAL COST				2,339,964		2,339,964

PROJECT SPECIFICATIONS

PROJECT DESCRIPTION:

This project is being created in order to facilitate the coordination of appropriations necessary for the relocation of Utilities due to Street and Drainage projects. The Utility Fund will allocate funds to be used for utility relocations associated with Street and Drainage Projects proposed in the 1988 and 1993 Property Taxes. An amendment will be required to transfer the appropriation to the appropriate project.

PROJECT JUSTIFICATION:

The establishment of this flow through project allows for better coordination between the Utility Fund and the General Fund on projects associated with the Property Tax projects.

PROJECT PRIORITY:

A

START DATE:

May, 1993

EST TIME TO COMPLETE:

N/A

OPERATING BUDGET EFFECT:

 NONE

 X N/A

 SEE DETAIL

SHEET A 2014-2015/2018-2019 CAPITAL IMPROVEMENTS PROGRAM

PROJECT TITLE: City Hall Plaza Sealing	PROJECT CATEGORY: Public Enterprise
PROJECT NUMBER: 050301	COUNCIL DISTRICT # N/A
DIVISION: Public Works	DEPARTMENT: Central Facility

PROJECT BUDGET

REVENUE BREAKDOWN

REVENUE SOURCES				AD VALOREM TAX 2008	SALES TAX	TOTAL
PRIOR BDGTS					267,839	267,839
PRIOR EXP					67,705	67,705
BUDGET C/0					200,134	200,134
2014-2015					(200,134)	(200,134)
2015-2016					500,000	500,000
2016-2017						
2017-2018				1,300,000	1,000,000	2,300,000
2018-2019					1,900,000	1,900,000
BEYOND 2019					3,000,000	3,000,000
TOTAL COST				1,300,000	6,467,705	7,767,705

EXPENDITURE BREAKDOWN

EXPENDITURE BREAKDOWN	ENGINEERING	TESTING	LAND ACQUISITION	CONSTRUCTION	OTHER	TOTAL
PRIOR BDGTS	38,290			227,384	2,165	267,839
2014-2015				(200,134)		(200,134)
2015-2016				500,000		500,000
2016-2017						
2017-2018				2,300,000		2,300,000
2018-2019				1,900,000		1,900,000
BEYOND 2019				3,000,000		3,000,000
TOTAL COST	38,290			7,727,250	2,165	7,767,705

PROJECT SPECIFICATIONS

PROJECT DESCRIPTION:

Resealing of the plaza (porch) around City Hall, along with other surfaces not sealed by recent roofing project.

PROJECT JUSTIFICATION:

The plaza needs resealing to prevent further intrusion into foundation, deterioration of reinforcement steel, and damage to transformers in main electrical supply room.

PROJECT PRIORITY:

A

START DATE:

2008

EST TIME TO COMPLETE:

2 Years

OPERATING BUDGET EFFECT:

 NONE

 X N/A

 SEE DETAIL

SHEET A 2014-2015/2018-2019 CAPITAL IMPROVEMENTS PROGRAM

PROJECT TITLE: Information Technology Upgrades	PROJECT CATEGORY: Other
PROJECT NUMBER: 860301	COUNCIL DISTRICT # N/A
DIVISION: Finance	DEPARTMENT: Various

PROJECT BUDGET

REVENUE BREAKDOWN

REVENUE SOURCES					SALES TAX	TOTAL
PRIOR BDGTS					1,009,000	1,009,000
PRIOR EXP					913,578	913,578
BUDGET C/0					95,422	95,422
2014-2015						
2015-2016						
2016-2017						
2017-2018						
2018-2019						
BEYOND 2019						
TOTAL COST					1,009,000	1,009,000

EXPENDITURE BREAKDOWN

EXPENDITURE BREAKDOWN	ENGINEERING	TESTING	LAND ACQUISITION	CONSTRUCTION	OTHER	TOTAL
PRIOR BDGTS					1,009,000	1,009,000
2014-2015						
2015-2016						
2016-2017						
2017-2018						
2018-2019						
BEYOND 2019						
TOTAL COST					1,009,000	1,009,000

PROJECT SPECIFICATIONS

PROJECT DESCRIPTION:
Purchase of various upgrades of hardware and software to the existing system as needed.

PROJECT JUSTIFICATION:
The City's Information System is sophisticated. As such, continuous upgrades to the hardware and the software will be needed to maintain functionality.

PROJECT PRIORITY: A

START DATE: 2003 **EST TIME TO COMPLETE:** As Needed

OPERATING BUDGET EFFECT:
 NONE N/A SEE DETAIL

SHEET A 2014-2015/2018-2019 CAPITAL IMPROVEMENTS PROGRAM

PROJECT TITLE: Animal Shelter Improvements	PROJECT CATEGORY: Public Enterprise
PROJECT NUMBER: 050701	COUNCIL DISTRICT # N/A
DIVISION: Public Works	DEPARTMENT: Animal Shelter

PROJECT BUDGET

REVENUE BREAKDOWN

REVENUE SOURCES					SALES TAX	TOTAL
PRIOR BDGTS					664,200	664,200
PRIOR EXP					646,998	646,998
BUDGET C/O					17,202	17,202
2014-2015						
2015-2016						
2016-2017						
2017-2018						
2018-2019						
BEYOND 2019						
TOTAL COST					664,200	664,200

EXPENDITURE BREAKDOWN

EXPENDITURE BREAKDOWN	ENGINEERING	TESTING	LAND ACQUISITION	CONSTRUCTION	OTHER	TOTAL
PRIOR BDGTS	5,700			658,500		664,200
2014-2015						
2015-2016						
2016-2017						
2017-2018						
2018-2019						
BEYOND 2019						
TOTAL COST	5,700			658,500		664,200

PROJECT SPECIFICATIONS

PROJECT DESCRIPTION:

1. To provide for a covered drive through unloading animals and adequate quarantine areas
2. To provide a building for both the old and the new cremators
3. To provide for a new cremator and emergency generator.

PROJECT JUSTIFICATION:

An enclosed building is needed to perform the task of disposing of euthanized or discarded animals, both for the City and surrounding areas. Currently, animals are unloaded in the weather and in full view of the public. Disposal of animals is unpleasant but necessary, and comes with many criticisms and public relation concerns. The new building will provide seclusion and weather protection while loading and unloading impounded animals, some of whom are vicious and pose a threat during the process. The additional cremator will allow extra volume and be a backup to the existing unit in case of failure. Additional kennels will meet American Humane standards.

PROJECT PRIORITY:

A

START DATE:

2005

EST TIME TO COMPLETE:

3 Months

OPERATING BUDGET EFFECT:

 NONE

 N/A

 SEE DETAIL

SHEET A 2014-2015/2018-2019 CAPITAL IMPROVEMENTS PROGRAM

PROJECT TITLE: AUMP Lower Third Street	PROJECT CATEGORY: Public Enterprise
PROJECT NUMBER: 050710	COUNCIL DISTRICT # N/A
DIVISION: Public Works	DEPARTMENT: Building Services

PROJECT BUDGET

REVENUE BREAKDOWN

REVENUE SOURCES	FEDERAL FUNDS	SALES TAX	TOTAL
PRIOR BDGTS	2,800,000	975,000	3,775,000
PRIOR EXP		570,233	570,233
BUDGET C/O	2,800,000	404,767	3,204,767
2014-2015		200,000	200,000
2015-2016			
2016-2017			
2017-2018			
2018-2019			
BEYOND 2019			
TOTAL COST	2,800,000	1,175,000	3,975,000

EXPENDITURE BREAKDOWN

EXPENDITURE BREAKDOWN	ENGINEERING	TESTING	LAND ACQUISITION	CONSTRUCTION	OTHER	TOTAL
PRIOR BDGTS	310,000	90,000	100,000	3,275,000		3,775,000
2014-2015				200,000		200,000
2015-2016						
2016-2017						
2017-2018						
2018-2019						
BEYOND 2019						
TOTAL COST	310,000	90,000	100,000	3,475,000		3,975,000

PROJECT SPECIFICATIONS

PROJECT DESCRIPTION:

New lighting, sidewalks, asphalt street overlay, bus shelters, and landscaping on Third Street from the intersection with St. James Street to the intersection of Broadway Avenue.

PROJECT JUSTIFICATION:

As part of Alexandria Urban Master Plan, this will enhance the Lower Third area.

PROJECT PRIORITY:

A

START DATE:

2015

EST TIME TO COMPLETE:

2 Years

OPERATING BUDGET EFFECT:

 NONE

 N/A

 SEE DETAIL

SHEET A 2014-2015/2018-2019 CAPITAL IMPROVEMENTS PROGRAM

PROJECT TITLE: Building Improvements	PROJECT CATEGORY: Public Enterprise
PROJECT NUMBER: 050801	COUNCIL DISTRICT # N/A
DIVISION: Public Works	DEPARTMENT: Building Services

PROJECT BUDGET

REVENUE BREAKDOWN

REVENUE SOURCES				SALES TAX BONDS 2008	SALES TAX	TOTAL
PRIOR BDGTS				84,623	2,061,060	2,145,683
PRIOR EXP				84,623	1,315,537	1,400,160
BUDGET C/O				0	745,523	745,523
2014-2015					(72,500)	(72,500)
2015-2016					150,000	150,000
2016-2017					150,000	150,000
2017-2018					150,000	150,000
2018-2019					150,000	150,000
BEYOND 2019						
TOTAL COST				84,623	2,588,560	2,673,183

EXPENDITURE BREAKDOWN

EXPENDITURE BREAKDOWN	ENGINEERING	TESTING	LAND ACQUISITION	CONSTRUCTION	OTHER	TOTAL
PRIOR BDGTS	146,000			1,999,683		2,145,683
2014-2015				(72,500)		(72,500)
2015-2016				150,000		150,000
2016-2017				150,000		150,000
2017-2018				150,000		150,000
2018-2019				150,000		150,000
BEYOND 2019						
TOTAL COST	146,000			2,527,183		2,673,183

PROJECT SPECIFICATIONS

PROJECT DESCRIPTION:

As our many structures are aging, this project provides for a planned approach to replacement and enhancements of city properties. By including many sub-projects in this single project, this allows for adjustments in priorities of work pending conditions "on the ground" in the current fiscal year. By planning ahead on funding, the Council can anticipate inevitable expenditures while allowing the Building Maintenance operation the flexibility to apply the funds at the most expedient place.

PROJECT JUSTIFICATION:

Currently tasks in this project include HVAC Renovation at City Hall, Paint Shop addition, Foundation Repair/ door work at City Compound, Replacement of HVAC Split systems at City Compound and other projects.

PROJECT PRIORITY: A

START DATE: 2007 EST TIME TO COMPLETE: Ongoing

OPERATING BUDGET EFFECT: NONE X N/A SEE DETAIL

SHEET A 2014-2015/2018-2019 CAPITAL IMPROVEMENTS PROGRAM

PROJECT TITLE: Roof Replacement	PROJECT CATEGORY: Public Enterprise
PROJECT NUMBER: 050802	COUNCIL DISTRICT # N/A
DIVISION: Public Works	DEPARTMENT: Building Services

PROJECT BUDGET

REVENUE BREAKDOWN

REVENUE SOURCES					SALES TAX	TOTAL
PRIOR BDGTS					2,415,700	2,415,700
PRIOR EXP					1,990,145	1,990,145
BUDGET C/0					425,555	425,555
2014-2015					150,000	150,000
2015-2016					150,000	150,000
2016-2017					150,000	150,000
2017-2018					150,000	150,000
2018-2019					150,000	150,000
BEYOND 2019						
TOTAL COST					3,165,700	3,165,700

EXPENDITURE BREAKDOWN

EXPENDITURE BREAKDOWN	ENGINEERING	TESTING	LAND ACQUISITION	CONSTRUCTION	OTHER	TOTAL
PRIOR BDGTS	105,200			2,310,500		2,415,700
2014-2015				150,000		150,000
2015-2016				150,000		150,000
2016-2017				150,000		150,000
2017-2018				150,000		150,000
2018-2019				150,000		150,000
BEYOND 2019						
TOTAL COST	105,200			3,060,500		3,165,700

PROJECT SPECIFICATIONS

PROJECT DESCRIPTION:
Replace roofs on different buildings as needed.

PROJECT JUSTIFICATION:
As roofs age they begin to leak. Failure can be predicted through core sampling and analysis. This project will provide funding for the testing and the replacement if indicated.

PROJECT PRIORITY: A

START DATE: 2007 **EST TIME TO COMPLETE:** Ongoing

OPERATING BUDGET EFFECT:
 NONE X N/A SEE DETAIL

SHEET A 2014-2015/2018-2019 CAPITAL IMPROVEMENTS PROGRAM

PROJECT TITLE: Brownsfield Grants	PROJECT CATEGORY: Public Enterprise
PROJECT NUMBER: 050812	COUNCIL DISTRICT # N/A
DIVISION: Public Works	DEPARTMENT: Building Services

PROJECT BUDGET

REVENUE BREAKDOWN

REVENUE SOURCES	FEDERAL FUNDS	SALES TAX	TOTAL
PRIOR BDGTS	311,570	177,675	489,245
PRIOR EXP	258,632	177,675	436,307
BUDGET C/O	52,938	0	52,938
2014-2015			
2015-2016			
2016-2017			
2017-2018			
2018-2019			
BEYOND 2019			
TOTAL COST	311,570	177,675	489,245

EXPENDITURE BREAKDOWN

EXPENDITURE BREAKDOWN	ENGINEERING	TESTING	LAND ACQUISITION	CONSTRUCTION	OTHER	TOTAL
PRIOR BDGTS					489,245	489,245
2014-2015						
2015-2016						
2016-2017						
2017-2018						
2018-2019						
BEYOND 2019						
TOTAL COST					489,245	489,245

PROJECT SPECIFICATIONS

PROJECT DESCRIPTION:
The City has obtained 2 grants for Community Wide Hazardous Materials Assessment Grant to inventory, assess, and conduct clean up and redevelopment planning and community involvement related to eligible petroleum related contamination of local Brownsfields sites of local Brownsfields sites.

PROJECT JUSTIFICATION:
These grants are critical in located and mitigating these sites for safe reuse.

PROJECT PRIORITY: A

START DATE: Ongoing **EST TIME TO COMPLETE:** Ongoing

OPERATING BUDGET EFFECT:
 NONE X N/A SEE DETAIL

SHEET A 2014-2015/2018-2019 CAPITAL IMPROVEMENTS PROGRAM

PROJECT TITLE: Fueling Depot Improvements	PROJECT CATEGORY: Public Enterprise
PROJECT NUMBER: 050903	COUNCIL DISTRICT # N/A
DIVISION: Public Works	DEPARTMENT: Motor Pool

PROJECT BUDGET

REVENUE BREAKDOWN

REVENUE SOURCES					SALES TAX	TOTAL
PRIOR BDGTS					190,000	190,000
PRIOR EXP					6,658	6,658
BUDGET C/O					183,342	183,342
2014-2015					48,000	48,000
2015-2016						
2016-2017						
2017-2018						
2018-2019						
BEYOND 2019						
TOTAL COST					238,000	238,000

EXPENDITURE BREAKDOWN

EXPENDITURE BREAKDOWN	ENGINEERING	TESTING	LAND ACQUISITION	CONSTRUCTION	OTHER	TOTAL
PRIOR BDGTS	10,000			180,000		190,000
2014-2015				48,000		48,000
2015-2016						
2016-2017						
2017-2018						
2018-2019						
BEYOND 2019						
TOTAL COST	10,000			228,000		238,000

PROJECT SPECIFICATIONS

PROJECT DESCRIPTION:
Extend the Fueling Depot Canopy to cover all pumps.
Retrofit/replace obsolete Petrovend POS systems.

PROJECT JUSTIFICATION:
The City is required to operate the City Complex under a LDEQ stormwater discharging permit. The permit specifically regulates the discharge from fueling operations and places numerical limits on pollutants that can be discharged such as oil and grease. Initial testing showed the Fuel Depot to be out of compliance. A cover must be constructed over the fueling area to minimize the discharge of petroleum products to the storm drain system.

PROJECT PRIORITY:
START DATE: N/A **EST TIME TO COMPLETE:**
OPERATING BUDGET EFFECT:
 NONE N/A SEE DETAIL

SHEET A 2014-2015/2018-2019 CAPITAL IMPROVEMENTS PROGRAM

PROJECT TITLE: City Compound Security Enhancements	PROJECT CATEGORY: Public Enterprise
PROJECT NUMBER: 050905	COUNCIL DISTRICT # N/A
DIVISION: Public Works	DEPARTMENT: Building Services

PROJECT BUDGET

REVENUE BREAKDOWN

REVENUE SOURCES					SALES TAX	TOTAL
PRIOR BDGTS					88,000	88,000
PRIOR EXP					58,629	58,629
BUDGET C/O					29,371	29,371
2014-2015						
2015-2016						
2016-2017						
2017-2018						
2018-2019						
BEYOND 2019						
TOTAL COST					88,000	88,000

EXPENDITURE BREAKDOWN

EXPENDITURE BREAKDOWN	ENGINEERING	TESTING	LAND ACQUISITION	CONSTRUCTION	OTHER	TOTAL
PRIOR BDGTS				88,000		88,000
2014-2015						
2015-2016						
2016-2017						
2017-2018						
2018-2019						
BEYOND 2019						
TOTAL COST				88,000		88,000

PROJECT SPECIFICATIONS

PROJECT DESCRIPTION:

ID Prox Card access systems for gates & turnstiles
CCTV System Improvements
New vehicle gate operators and renovations

PROJECT JUSTIFICATION:

The City Compound houses most of the critical operations of the Public Works Division and some operations of the Utilities Division. There is a considerable investment in equipment and supplies that needs further securing. Existing CCTV system is outdated, inadequate, and is down for repair frequently. Existing gate operators are 15 years old, and should be upgraded with the proposed 24/7 automatic operation. The Card Access System will integrate with the city wide keyless security system to provide tighter control and reporting of access.

PROJECT PRIORITY:

START DATE: N/A

EST TIME TO COMPLETE:

OPERATING BUDGET EFFECT:

 NONE X N/A SEE DETAIL

SHEET A 2014-2015/2018-2019 CAPITAL IMPROVEMENTS PROGRAM

PROJECT TITLE: Riverfront Improvements	PROJECT CATEGORY: Public Enterprise
PROJECT NUMBER: 051002	COUNCIL DISTRICT # N/A
DIVISION: Public Works	DEPARTMENT: Central Facility

PROJECT BUDGET

REVENUE BREAKDOWN

REVENUE SOURCES	SALES TAX BONDS 2008	SALES TAX	TOTAL
PRIOR BDGTS	100,000	100,000	200,000
PRIOR EXP	110,932	87,078	198,010
BUDGET C/O	(10,932)	12,922	1,990
2014-2015			
2015-2016			
2016-2017			
2017-2018			
2018-2019			
BEYOND 2019			
TOTAL COST	100,000	100,000	200,000

EXPENDITURE BREAKDOWN

EXPENDITURE BREAKDOWN	ENGINEERING	TESTING	LAND ACQUISITION	CONSTRUCTION	OTHER	TOTAL
PRIOR BDGTS					200,000	200,000
2014-2015						
2015-2016						
2016-2017						
2017-2018						
2018-2019						
BEYOND 2019						
TOTAL COST					200,000	200,000

PROJECT SPECIFICATIONS

PROJECT DESCRIPTION: As this valued and essential asset is aging, this project provides for a planned approach to replacement and enhancements of the Riverfront property. By including many sub-projects in this single project, this allows for adjustments in priorities of work pending condition. This will be a consolidation of some existing projects and addition of some new projects.			
PROJECT JUSTIFICATION: Currently, tasks in this project include HVAC Control System upgrade (70K), sealing of exterior masonry(15K), modernization of temporary wiring for conventions(35k), conditioning of equipment storage room to prevent rusting of equipment and furniture (15K), furniture and fixture replacement (85K), upgrade of building lighting system(110K), and other projects.			
PROJECT PRIORITY:	B		
START DATE:	N/A	EST TIME TO COMPLETE:	N/A
OPERATING BUDGET EFFECT:	<input type="checkbox"/> NONE	<input checked="" type="checkbox"/> N/A	<input type="checkbox"/> SEE DETAIL

SHEET A 2014-2015/2018-2019 CAPITAL IMPROVEMENTS PROGRAM

PROJECT TITLE: Mobile Emergency Equipment	PROJECT CATEGORY: Public Enterprise
PROJECT NUMBER: 051101	COUNCIL DISTRICT # N/A
DIVISION: Public Works	DEPARTMENT: Central Facility

PROJECT BUDGET

REVENUE BREAKDOWN

REVENUE SOURCES					SALES TAX	TOTAL
PRIOR BDGTS					222,300	222,300
PRIOR EXP					128,490	128,490
BUDGET C/O					93,810	93,810
2014-2015						
2015-2016						
2016-2017						
2017-2018						
2018-2019						
BEYOND 2019						
TOTAL COST					222,300	222,300

EXPENDITURE BREAKDOWN

EXPENDITURE BREAKDOWN	ENGINEERING	TESTING	LAND ACQUISITION	CONSTRUCTION	OTHER	TOTAL
PRIOR BDGTS					222,300	222,300
2014-2015						
2015-2016						
2016-2017						
2017-2018						
2018-2019						
BEYOND 2019						
TOTAL COST					222,300	222,300

PROJECT SPECIFICATIONS

PROJECT DESCRIPTION: Acquisition of flood response equipment including both large and small format pumps, mobile generators, emergency lighting, automated sandbagging equipment, and related infrastructure.			
PROJECT JUSTIFICATION: This equipment will be key in responding to emergencies such as flooding and other special conditions.			
PROJECT PRIORITY:	B		
START DATE:	N/A	EST TIME TO COMPLETE:	N/A
OPERATING BUDGET EFFECT:	<input type="checkbox"/> NONE	<input checked="" type="checkbox"/> N/A	<input type="checkbox"/> SEE DETAIL

SHEET A 2014-2015/2018-2019 CAPITAL IMPROVEMENTS PROGRAM

PROJECT TITLE: Red River Improvement Venture & Essential Rec	PROJECT CATEGORY: Public Enterprise
PROJECT NUMBER: 051103	COUNCIL DISTRICT # N/A
DIVISION: Public Works	DEPARTMENT: Recreation

PROJECT BUDGET

REVENUE BREAKDOWN

REVENUE SOURCES	SALES TAX	SALES TAX BONDS 2008	AD VALOREM TAX 2008	TOTAL
PRIOR BDGTS		49,485	68,962	118,447
PRIOR EXP		44,679		44,679
BUDGET C/O		4,806	68,962	73,768
2014-2015	500,000			500,000
2015-2016				
2016-2017				
2017-2018				
2018-2019				
BEYOND 2019				
TOTAL COST	500,000	49,485	68,962	618,447

EXPENDITURE BREAKDOWN

EXPENDITURE BREAKDOWN	ENGINEERING	TESTING	LAND ACQUISITION	CONSTRUCTION	OTHER	TOTAL
PRIOR BDGTS					118,447	118,447
2014-2015					500,000	500,000
2015-2016						
2016-2017						
2017-2018						
2018-2019						
BEYOND 2019						
TOTAL COST					618,447	618,447

PROJECT SPECIFICATIONS

PROJECT DESCRIPTION:			
PROJECT JUSTIFICATION:			
PROJECT PRIORITY:	B	EST TIME TO COMPLETE:	N/A
START DATE:	N/A		
OPERATING BUDGET EFFECT:			
	NONE	X N/A	SEE DETAIL

SHEET A 2014-2015/2018-2019 CAPITAL IMPROVEMENTS PROGRAM

PROJECT TITLE: Port of Alexandria Rail Spur Improvements	PROJECT CATEGORY: Public Enterprise
PROJECT NUMBER: 051104	COUNCIL DISTRICT # N/A
DIVISION: Planning	DEPARTMENT: Engineering

PROJECT BUDGET

REVENUE BREAKDOWN

REVENUE SOURCES	FEDERAL	SALES TAX	TOTAL
PRIOR BDGTS	487,000	64,025	551,025
PRIOR EXP		24,595	24,595
BUDGET C/O	487,000	39,430	526,430
2014-2015		100,000	100,000
2015-2016			
2016-2017			
2017-2018			
2018-2019			
BEYOND 2019			
TOTAL COST	487,000	164,025	651,025

EXPENDITURE BREAKDOWN

EXPENDITURE BREAKDOWN	ENGINEERING	TESTING	LAND ACQUISITION	CONSTRUCTION	OTHER	TOTAL
PRIOR BDGTS				551,025		551,025
2014-2015				100,000		100,000
2015-2016						
2016-2017						
2017-2018						
2018-2019						
BEYOND 2019						
TOTAL COST				651,025		651,025

PROJECT SPECIFICATIONS

PROJECT DESCRIPTION:

Renovation of the existing Union Pacific Railroad spur adjacent to the Alexandria City Compound and the Port of Alexandria. This spur services the Port of Alexandria and is approximately 6,700 feet in length.

PROJECT JUSTIFICATION:

Existing spur was constructed in the mid 1980's and is in need of rehabilitation.

PROJECT PRIORITY:

B

START DATE:

N/A

EST TIME TO COMPLETE:

N/A

OPERATING BUDGET EFFECT:

 NONE

 N/A

 SEE DETAIL

SHEET A 2014-2015/2018-2019 CAPITAL IMPROVEMENTS PROGRAM

PROJECT TITLE: Port of Alexandria / Ruston Foundry	PROJECT CATEGORY: Public Enterprise
PROJECT NUMBER: 051201	COUNCIL DISTRICT # N/A
DIVISION: Planning	DEPARTMENT: Engineering

PROJECT BUDGET

REVENUE BREAKDOWN

REVENUE SOURCES					SALES TAX	TOTAL
PRIOR BDGTS					47,298	47,298
PRIOR EXP						
BUDGET C/0					47,298	47,298
2014-2015						
2015-2016						
2016-2017						
2017-2018						
2018-2019						
BEYOND 2019						
TOTAL COST					47,298	47,298

EXPENDITURE BREAKDOWN

EXPENDITURE BREAKDOWN	ENGINEERING	TESTING	LAND ACQUISITION	CONSTRUCTION	OTHER	TOTAL
PRIOR BDGTS					47,298	47,298
2014-2015						
2015-2016						
2016-2017						
2017-2018						
2018-2019						
BEYOND 2019						
TOTAL COST					47,298	47,298

PROJECT SPECIFICATIONS

PROJECT DESCRIPTION: Revitalization of the now unused site of the Ruston Foundry.			
PROJECT JUSTIFICATION: This site was classed a Superfund Site by the EPA. Site has been remediated. Plans to reuse the site are forthcoming.			
PROJECT PRIORITY:	B		
START DATE:	N/A	EST TIME TO COMPLETE:	N/A
OPERATING BUDGET EFFECT:	<input type="checkbox"/> NONE	<input checked="" type="checkbox"/> N/A	<input type="checkbox"/> SEE DETAIL

SHEET A 2014-2015/2018-2019 CAPITAL IMPROVEMENTS PROGRAM

PROJECT TITLE: Hodges Stockbarn Development	PROJECT CATEGORY: Public Enterprise
PROJECT NUMBER: 051202	COUNCIL DISTRICT # N/A
DIVISION: Planning	DEPARTMENT: Engineering

PROJECT BUDGET

REVENUE BREAKDOWN

REVENUE SOURCES					SALES TAX	TOTAL
PRIOR BDGTS					183,000	183,000
PRIOR EXP					5,323	5,323
BUDGET C/0					177,677	177,677
2014-2015						
2015-2016						
2016-2017						
2017-2018						
2018-2019						
BEYOND 2019						
TOTAL COST					183,000	183,000

EXPENDITURE BREAKDOWN

EXPENDITURE BREAKDOWN	ENGINEERING	TESTING	LAND ACQUISITION	CONSTRUCTION	OTHER	TOTAL
PRIOR BDGTS					183,000	183,000
2014-2015						
2015-2016						
2016-2017						
2017-2018						
2018-2019						
BEYOND 2019						
TOTAL COST					183,000	183,000

PROJECT SPECIFICATIONS

PROJECT DESCRIPTION: Provision of infrastructure for commercial development at the old Hodges Stockbarn site.			
PROJECT JUSTIFICATION: Spur economic development in the Lower Third area.			
PROJECT PRIORITY:		B	
START DATE:	N/A	EST TIME TO COMPLETE:	N/A
OPERATING BUDGET EFFECT:	<input type="checkbox"/> NONE	<input checked="" type="checkbox"/> N/A	<input type="checkbox"/> SEE DETAIL

SHEET A 2014-2015/2018-2019 CAPITAL IMPROVEMENTS PROGRAM

PROJECT TITLE: Riverfront Center Improvements	PROJECT CATEGORY: Public Enterprise
PROJECT NUMBER: 051302	COUNCIL DISTRICT # N/A
DIVISION: Planning	DEPARTMENT: Engineering

PROJECT BUDGET

REVENUE BREAKDOWN

REVENUE SOURCES	AD VALOREM TAX 2008	SALES TAX	TOTAL
PRIOR BDGTS	580,000	170,000	750,000
PRIOR EXP		27,516	27,516
BUDGET C/0	580,000	142,484	722,484
2014-2015			
2015-2016			
2016-2017			
2017-2018			
2018-2019			
BEYOND 2019			
TOTAL COST	580,000	170,000	750,000

EXPENDITURE BREAKDOWN

EXPENDITURE BREAKDOWN	ENGINEERING	TESTING	LAND ACQUISITION	CONSTRUCTION	OTHER	TOTAL
PRIOR BDGTS					750,000	750,000
2014-2015						
2015-2016						
2016-2017						
2017-2018						
2018-2019						
BEYOND 2019						
TOTAL COST					750,000	750,000

PROJECT SPECIFICATIONS

PROJECT DESCRIPTION:			
PROJECT JUSTIFICATION:			
PROJECT PRIORITY:	B		
START DATE:	N/A	EST TIME TO COMPLETE:	N/A
OPERATING BUDGET EFFECT:	<input type="checkbox"/> NONE	<input checked="" type="checkbox"/> N/A	<input type="checkbox"/> SEE DETAIL

SHEET A 2014-2015/2018-2019 CAPITAL IMPROVEMENTS PROGRAM

PROJECT TITLE: Resiliency Program	PROJECT CATEGORY: Public Enterprise
PROJECT NUMBER: 051303	COUNCIL DISTRICT # N/A
DIVISION: Planning	DEPARTMENT: Engineering

PROJECT BUDGET

REVENUE BREAKDOWN

REVENUE SOURCES					FEDERAL FUNDS	TOTAL
PRIOR BDGTS					416,000	416,000
PRIOR EXP					399,383	399,383
BUDGET C/0					16,617	16,617
2014-2015						
2015-2016						
2016-2017						
2017-2018						
2018-2019						
BEYOND 2019						
TOTAL COST					416,000	416,000

EXPENDITURE BREAKDOWN

EXPENDITURE BREAKDOWN	ENGINEERING	TESTING	LAND ACQUISITION	CONSTRUCTION	OTHER	TOTAL
PRIOR BDGTS					416,000	416,000
2014-2015						
2015-2016						
2016-2017						
2017-2018						
2018-2019						
BEYOND 2019						
TOTAL COST					416,000	416,000

PROJECT SPECIFICATIONS

PROJECT DESCRIPTION:

The City was awarded a grant in Gustave/Ike Disaster Recovery Community Development Block Grant through the Comprehensive Resiliency Program to update the City's community development strategy and create a unified development code. The Resiliency Plan would include a Land Use Plan, Housing Plan, and Transportation Plan. Another aspect is the GIS mapping the of City's storm drain system.

PROJECT JUSTIFICATION:

Planning and preparation are necessary steps to minimize the damage caused by natural disasters.

PROJECT PRIORITY:

A

START DATE:

N/A

EST TIME TO COMPLETE:

N/A

OPERATING BUDGET EFFECT:

 NONE

 N/A

 SEE DETAIL

SHEET A 2014-2015/2018-2019 CAPITAL IMPROVEMENTS PROGRAM

PROJECT TITLE: Energy Renovations	PROJECT CATEGORY: Public Enterprise
PROJECT NUMBER: 051401	COUNCIL DISTRICT # N/A
DIVISION: Public Works	DEPARTMENT: Building Services

PROJECT BUDGET

REVENUE BREAKDOWN

REVENUE SOURCES					SALES TAX	TOTAL
PRIOR BDGTS					225,000	225,000
PRIOR EXP						
BUDGET C/O					225,000	225,000
2014-2015					200,000	200,000
2015-2016						
2016-2017						
2017-2018						
2018-2019						
BEYOND 2019						
TOTAL COST					425,000	425,000

EXPENDITURE BREAKDOWN

EXPENDITURE BREAKDOWN	ENGINEERING	TESTING	LAND ACQUISITION	CONSTRUCTION	OTHER	TOTAL
PRIOR BDGTS					225,000	225,000
2014-2015					200,000	200,000
2015-2016						
2016-2017						
2017-2018						
2018-2019						
BEYOND 2019						
TOTAL COST					425,000	425,000

PROJECT SPECIFICATIONS

PROJECT DESCRIPTION: Replace Parking Garage lights, Jogging Trail lights, and parking lot lights with LED.			
PROJECT JUSTIFICATION: LED lights are rated at a 12 year cycle, indicating a 105 return on investment.			
PROJECT PRIORITY:	B		
START DATE:	N/A	EST TIME TO COMPLETE:	N/A
OPERATING BUDGET EFFECT:	<input type="checkbox"/> NONE	<input checked="" type="checkbox"/> X <input type="checkbox"/> N/A	<input type="checkbox"/> SEE DETAIL

SHEET A 2014-2015/2018-2019 CAPITAL IMPROVEMENTS PROGRAM

PROJECT TITLE: Environmental Mitigations	PROJECT CATEGORY: Public Enterprise
PROJECT NUMBER: 051402	COUNCIL DISTRICT # N/A
DIVISION: Public Works	DEPARTMENT: Building Services

PROJECT BUDGET

REVENUE BREAKDOWN

REVENUE SOURCES					SALES TAX	TOTAL
PRIOR BDGTS					600,000	600,000
PRIOR EXP						
BUDGET C/0					600,000	600,000
2014-2015					(400,000)	(400,000)
2015-2016						
2016-2017						
2017-2018						
2018-2019						
BEYOND 2019						
TOTAL COST					200,000	200,000

EXPENDITURE BREAKDOWN

EXPENDITURE BREAKDOWN	ENGINEERING	TESTING	LAND ACQUISITION	CONSTRUCTION	OTHER	TOTAL
PRIOR BDGTS					600,000	600,000
2014-2015					(400,000)	(400,000)
2015-2016						
2016-2017						
2017-2018						
2018-2019						
BEYOND 2019						
TOTAL COST					200,000	200,000

PROJECT SPECIFICATIONS

PROJECT DESCRIPTION:
Install vehicle Parking covers for Sanitation, Code Enforcement, and other various equipment. Install primary and secondary catchment traps for the containment of oil and grease laden runoff by reconstruction of various catch basins. Restructure drainage around vehicle fueling area to allow for secondary containment of spills.

PROJECT JUSTIFICATION:
DEQ requirements to meet storm water discharge requirements as part of our permit conditions.

PROJECT PRIORITY: B

START DATE: N/A **EST TIME TO COMPLETE:** N/A

OPERATING BUDGET EFFECT:
 NONE N/A SEE DETAIL

SHEET A 2014-2015/2018-2019 CAPITAL IMPROVEMENTS PROGRAM

PROJECT TITLE: Cenla Community College	PROJECT CATEGORY: Public Enterprise
PROJECT NUMBER: 051403	COUNCIL DISTRICT # N/A
DIVISION: Public Works	DEPARTMENT: Building Services

PROJECT BUDGET

REVENUE BREAKDOWN

REVENUE SOURCES				SALES TAX BONDS 2008	SALES TAX	TOTAL
PRIOR BDGTS				1,650,515	679,485	2,330,000
PRIOR EXP					35,770	35,770
BUDGET C/0				1,650,515	643,715	2,294,230
2014-2015						
2015-2016						
2016-2017						
2017-2018						
2018-2019						
BEYOND 2019						
TOTAL COST				1,650,515	679,485	2,330,000

EXPENDITURE BREAKDOWN

EXPENDITURE BREAKDOWN	ENGINEERING	TESTING	LAND ACQUISITION	CONSTRUCTION	OTHER	TOTAL
PRIOR BDGTS					2,330,000	2,330,000
2014-2015						
2015-2016						
2016-2017						
2017-2018						
2018-2019						
BEYOND 2019						
TOTAL COST					2,330,000	2,330,000

PROJECT SPECIFICATIONS

PROJECT DESCRIPTION:
The City responded to a request for proposals from the Louisiana Technical and Community College System which was searching for a location for a 2 year college in Central Louisiana. The City compiled graphics, research information, and other data in the response.

PROJECT JUSTIFICATION:
Locating the new college in Downtown Alexandria would greatly rejuvenate the area.

PROJECT PRIORITY: A

START DATE: 2015 **EST TIME TO COMPLETE:** 2 Years

OPERATING BUDGET EFFECT:
 NONE X N/A SEE DETAIL

SHEET A 2014-2015/2018-2019 CAPITAL IMPROVEMENTS PROGRAM

PROJECT TITLE: Code Enforcement Canopy	PROJECT CATEGORY: Public Enterprise
PROJECT NUMBER: 051501	COUNCIL DISTRICT # N/A
DIVISION: Public Works	DEPARTMENT: Building Services

PROJECT BUDGET

REVENUE BREAKDOWN

REVENUE SOURCES					SALES TAX	TOTAL
PRIOR BDGTS						
PRIOR EXP						
BUDGET C/0						
2014-2015					85,000	85,000
2015-2016						
2016-2017						
2017-2018						
2018-2019						
BEYOND 2019						
TOTAL COST					85,000	85,000

EXPENDITURE BREAKDOWN

EXPENDITURE BREAKDOWN	ENGINEERING	TESTING	LAND ACQUISITION	CONSTRUCTION	OTHER	TOTAL
PRIOR BDGTS						
2014-2015					85,000	85,000
2015-2016						
2016-2017						
2017-2018						
2018-2019						
BEYOND 2019						
TOTAL COST					85,000	85,000

PROJECT SPECIFICATIONS

PROJECT DESCRIPTION:
Placing approximately 2,300 square feet of space under canopy.

PROJECT JUSTIFICATION:
This will place Code Enforcement's equipment under covered storage keeping out of the weather and increasing it's useful life.

PROJECT PRIORITY: B

START DATE: N/A **EST TIME TO COMPLETE:** N/A

OPERATING BUDGET EFFECT:
 NONE X N/A SEE DETAIL

SHEET A 2014-2015/2018-2019 CAPITAL IMPROVEMENTS PROGRAM

PROJECT TITLE: Riverfront Senescence Mitigation	PROJECT CATEGORY: Public Enterprise
PROJECT NUMBER: 051502	COUNCIL DISTRICT # N/A
DIVISION: Public Works	DEPARTMENT: Building Services

PROJECT BUDGET

REVENUE BREAKDOWN

REVENUE SOURCES					SALES TAX	TOTAL
PRIOR BDGTS						
PRIOR EXP						
BUDGET C/0						
2014-2015					487,000	487,000
2015-2016					487,000	487,000
2016-2017					412,000	412,000
2017-2018					150,000	150,000
2018-2019					150,000	150,000
BEYOND 2019					150,000	150,000
TOTAL COST					1,836,000	1,836,000

EXPENDITURE BREAKDOWN

EXPENDITURE BREAKDOWN	ENGINEERING	TESTING	LAND ACQUISITION	CONSTRUCTION	OTHER	TOTAL
PRIOR BDGTS						
2014-2015					487,000	487,000
2015-2016					487,000	487,000
2016-2017					412,000	412,000
2017-2018					150,000	150,000
2018-2019					150,000	150,000
BEYOND 2019					150,000	150,000
TOTAL COST					1,836,000	1,836,000

PROJECT SPECIFICATIONS

PROJECT DESCRIPTION:

Various projects including HVAC renovations, Clear Story Window rework to mitigate leaks, service aprons, plaza exit ramp, technology upgrades, and addition of an elevator in Area J.

PROJECT JUSTIFICATION:

Improvements are needed to keep the Riverfront Center functioning as a modern meeting center.

PROJECT PRIORITY: B

START DATE: N/A EST TIME TO COMPLETE: N/A

OPERATING BUDGET EFFECT:

NONE

N/A

SEE DETAIL

D. DRAINAGE

TABLE OF CONTENTS

	<u><i>DRAINAGE</i></u>	<u>PAGE</u>
250203	Southern Heights Drainage	4
250211	Acquisition-ROW/Servitudes	5
250421	Residential Ditch Closure	6
250511	Prescott/Shirley Park-Texas	7
250512	Pump Station Repairs	8
250604	Chatlain Lake-Willow Glen Hudson	9
251003	Red River Levee Certification	10
251101	Woodale Outfall/ Railrd Ave Ph 2	11
251102	Woodale Outfall/ Railrd Ave Ph 3	12
251103	Masonic Drive RCB Extension	13
251104	Tangent Rail RCB	14
251105	Martin Park Drainage	15
251301	Citywide Drainage Improvements	16
251303	Albert Street Box Culvert	17
251401	Culpepper Drainage	18

2014-2015

**COMBINED CAPITAL PROJECTS
SOURCES OF FUNDING SUMMARY**

DRAINAGE

PROJECT IDENTIFICATION	SALES TAXES	SALES TAX BONDS 08	AD VAL TAX- 08	FEDERAL FUNDS	STATE FUNDS	UTILITY FUND	TOTALS
Acquisition-ROW/Servitudes	60,000						60,000
Residential Ditch Closure			375,000				375,000
Pump Station Repairs	10,000						10,000
Woodale Outfall/ Railrd Ave Ph 3		700,000	200,000				900,000
Tangent Rail RCB			200,000				200,000
Culpeper Drainage Improvement			700,000				700,000
							0
							0
							0
Total Drainage	70,000	700,000	1,475,000	0	0	0	2,245,000

**2014-2015
GENERAL CAPITAL PROJECTS
FIVE YEAR CAPITAL PLAN**

DRAINAGE

PROJ #	PROJECT IDENTIFICATION	BUDGET C/O	FISCAL YEAR					TOTAL 5 YEAR	BEYOND 2019	TOTAL COST
			14-15	15-16	16-17	17-18	18-19			
250203	Southern Heights Drainage	€ 205,201						0	1,000,000	1,205,201
250211	Acquisition-ROW/Servitudes	396,596	60,000	60,000	60,000	60,000	60,000	300,000		696,596
250421	Residential Ditch Closure	€ 174,881	375,000	375,000	375,000	375,000	375,000	1,875,000		2,049,881
250511	Prescott/Shirley Park-Texas	€ 193,717						0		193,717
250512	Pump Station Repairs	109,862	10,000	10,000	10,000	10,000	10,000	50,000		159,862
250604	Chatlain Lake-Willow Glen Hudson	2,165,336						0		2,165,336
251003	Red River Levee Certification	83,228						0		83,228
251101	Woodale Outfall/ Railrd Ave Ph 2	1,344,112						0		1,344,112
251102	Woodale Outfall/ Railrd Ave Ph 3	730,000	900,000					900,000		1,630,000
251103	Masonic Drive RCB Extension	1,814,000						0		1,814,000
251104	Tangent Rail RCB	500,000	200,000					200,000		700,000
251105	Martin Park Drainage	500,000						0		500,000
251301	Citywide Drainage Improvements	90,423						0		90,423
251303	Albert Street Box Culvert	3,840						0		3,840
251401	Culpepper Drainage	460,577	700,000	500,000	500,000	300,000		2,000,000		2,460,577
Total Drainage		8,771,773	2,245,000	945,000	945,000	745,000	445,000	5,325,000	1,000,000	15,096,773

* Project Number to be Assigned

@ New or Revised Projects

Projects to be closed

SHEET A 2014-2015/2018-2019 CAPITAL IMPROVEMENTS PROGRAM

PROJECT TITLE: Southern Heights Subdivision Drainage/Street Improvements	PROJECT CATEGORY: Drainage
PROJECT NUMBER: 250203	COUNCIL DISTRICT # 2
DIVISION: Planning & Economic Development	DEPARTMENT: Engineering

PROJECT BUDGET

REVENUE BREAKDOWN

REVENUE SOURCES	SALES TAX BONDS 2008	UTILITY FUNDS	SALES TAX BONDS 2004	SALES TAX	TOTAL
PRIOR BDGTS	249,924	61,910	811,220	1,146,812	2,269,866
PRIOR EXP	44,723	61,910	811,220	1,146,812	2,064,665
BUDGET C/O	205,201	0	0	0	205,201
2014-2015					
2015-2016					
2016-2017					
2017-2018					
2018-2019					
Future Funding				1,000,000	1,000,000
TOTAL COST	249,924	61,910	811,220	2,146,812	3,269,866

EXPENDITURE BREAKDOWN

EXPENDITURE BREAKDOWN	ENGINEERING	TESTING	LAND ACQUISITION	CONSTRUCTION	OTHER	TOTAL
PRIOR BDGTS	216,000	3,500	12,500	2,023,866	14,000	2,269,866
2014-2015						
2015-2016						
2016-2017						
2017-2018						
2018-2019						
Future Funding					1,000,000	1,000,000
TOTAL COST	216,000	3,500	12,500	2,023,866	1,014,000	3,269,866

PROJECT SPECIFICATIONS

PROJECT DESCRIPTION:

Installation of 15", 18", 24" and 30" RCP, catch basins, 24 feet wide 6" thick concrete street with curb and gutters, relocation of utilities and all additional street and drainage appurtenances required to complete this Project.

Street and drainage improvements are to be provided on Jefferson Street from Lee Street to Joseph Street, on Joseph Street from Jefferson Street to Carlton Street and on Carlton Street from Joseph Street to Green Street.

PROJECT JUSTIFICATION:

The existing drainage facility is inadequate to accommodate the storm flow in this neighborhood. Street and drainage improvements are proposed to reduce flooding.

PROJECT PRIORITY:

A

START DATE:

June 2005

EST TIME TO COMPLETE:

Four Months

OPERATING BUDGET EFFECT:

X

NONE

N/A

SEE DETAIL

SHEET A 2014-2015/2018-2019 CAPITAL IMPROVEMENTS PROGRAM

PROJECT TITLE: Right of Ways & Servitudes	PROJECT CATEGORY: Drainage
PROJECT NUMBER: 250211	COUNCIL DISTRICT # All
DIVISION: Planning & Economic Development	DEPARTMENT: Engineering

PROJECT BUDGET

REVENUE BREAKDOWN

REVENUE SOURCES					SALES TAX	TOTAL
PRIOR BDGTS					550,000	550,000
PRIOR EXP					153,404	153,404
BUDGET C/0					396,596	396,596
2014-2015					60,000	60,000
2015-2016					60,000	60,000
2016-2017					60,000	60,000
2017-2018					60,000	60,000
2018-2019					60,000	60,000
Future Funding						
TOTAL COST					850,000	850,000

EXPENDITURE BREAKDOWN

EXPENDITURE BREAKDOWN	ENGINEERING	TESTING	LAND ACQUISITION	CONSTRUCTION	OTHER	TOTAL
PRIOR BDGTS			525,000		25,000	550,000
2014-2015			60,000			60,000
2015-2016			60,000			60,000
2016-2017			60,000			60,000
2017-2018			60,000			60,000
2018-2019			60,000			60,000
Future Funding						
TOTAL COST			825,000		25,000	850,000

PROJECT SPECIFICATIONS

PROJECT DESCRIPTION:

To purchase right-of-ways or servitudes from property owners for the Street Department.

PROJECT JUSTIFICATION:

Needed to maintain existing ditches in the City's corporate limits.

PROJECT PRIORITY:

A

START DATE:

Ongoing

EST TIME TO COMPLETE:

Ongoing

OPERATING BUDGET EFFECT:

 NONE

 N/A

 SEE DETAIL

SHEET A 2014-2015/2018-2019 CAPITAL IMPROVEMENTS PROGRAM

PROJECT TITLE: Residential Drainage Ditch Closure		PROJECT CATEGORY: Drainage	
PROJECT NUMBER: 250421		COUNCIL DISTRICT # All	
DIVISION: Planning & Economic Development		DEPARTMENT: Engineering	

PROJECT BUDGET

REVENUE BREAKDOWN

REVENUE SOURCES	PROPERTY TAX 2008	LIMITED TAX BONDS 2008	PROPERTY TAX 2003	TOTAL
PRIOR BDGTS	814,943	2,553,463	2,980,596	6,349,002
PRIOR EXP	639,879	2,553,646	2,980,596	6,174,121
BUDGET C/O	175,064	(183)	0	174,881
2014-2015	375,000			375,000
2015-2016	375,000			375,000
2016-2017	375,000			375,000
2017-2018	375,000			375,000
2018-2019	375,000			375,000
Future Funding				
TOTAL COST	2,689,943	2,553,463	2,980,596	8,224,002

EXPENDITURE BREAKDOWN

EXPENDITURE BREAKDOWN	ENGINEERING	TESTING	LAND ACQUISITION	CONSTRUCTION	OTHER	TOTAL
PRIOR BDGTS	100,000			6,249,002		6,349,002
2014-2015	50,000			325,000		375,000
2015-2016	50,000			325,000		375,000
2016-2017	50,000			325,000		375,000
2017-2018	50,000			325,000		375,000
2018-2019	50,000			325,000		375,000
Future Funding						
TOTAL COST	350,000			7,874,002		8,224,002

PROJECT SPECIFICATIONS

PROJECT DESCRIPTION:

Closure of drainage ditches within residential areas.

PROJECT JUSTIFICATION:

Included as part of 2003 Property Tax Issue.

PROJECT PRIORITY:

A

START DATE:

May 2003

EST TIME TO COMPLETE:

Five Years

OPERATING BUDGET EFFECT:

NONE

N/A

SEE DETAIL

SHEET A 2014-2015/2018-2019 CAPITAL IMPROVEMENTS PROGRAM

PROJECT TITLE: Prescott Road - Shirley Park Place towards Texas Avenue	PROJECT CATEGORY: Drainage
PROJECT NUMBER: 250511	COUNCIL DISTRICT # 4
DIVISION: Planning & Economic Development	DEPARTMENT: Engineering

PROJECT BUDGET

REVENUE BREAKDOWN

REVENUE SOURCES	SALES TAX	LIMITED TAX BONDS 2008	PROPERTY TAX 03	TOTAL
PRIOR BDGTS	193,717		94,283	288,000
PRIOR EXP		0	94,283	94,283
BUDGET C/0	193,717		0	193,717
2014-2015				
2015-2016				
2016-2017				
2017-2018				
2018-2019				
Future Funding				
TOTAL COST	193,717		94,283	288,000

EXPENDITURE BREAKDOWN

EXPENDITURE BREAKDOWN	ENGINEERING	TESTING	LAND ACQUISITION	CONSTRUCTION	OTHER	TOTAL
PRIOR BDGTS	105,000	2,000	25,000	133,000	23,000	288,000
2014-2015						
2015-2016						
2016-2017						
2017-2018						
2018-2019						
Future Funding						
TOTAL COST	105,000	2,000	25,000	133,000	23,000	288,000

PROJECT SPECIFICATIONS

PROJECT DESCRIPTION:

Installation of 15", 18", 24" 30", 36", 42" and 48" RCP along Prescott Road with catch basins and all additional drainage appurtenances required for the construction of this project.

PROJECT JUSTIFICATION:

Project is included in 2003 Property Tax Issue.

PROJECT PRIORITY:

A

START DATE: March 2007

EST TIME TO COMPLETE:

Six Months

OPERATING BUDGET EFFECT:

 NONE N/A SEE DETAIL

SHEET A 2014-2015/2018-2019 CAPITAL IMPROVEMENTS PROGRAM

PROJECT TITLE: Pump Station Repairs		PROJECT CATEGORY: Drainage	
PROJECT NUMBER: 250512		COUNCIL DISTRICT # All	
DIVISION: Planning & Economic Development		DEPARTMENT: Engineering	

PROJECT BUDGET**REVENUE BREAKDOWN**

REVENUE SOURCES					SALES TAX	TOTAL
PRIOR BDGTS					165,000	165,000
PRIOR EXP					55,138	55,138
BUDGET C/0					109,862	109,862
2014-2015					10,000	10,000
2015-2016					10,000	10,000
2016-2017					10,000	10,000
2017-2018					10,000	10,000
2018-2019					10,000	10,000
Future Funding						
TOTAL COST					215,000	215,000

EXPENDITURE BREAKDOWN

EXPENDITURE BREAKDOWN	ENGINEERING	TESTING	LAND ACQUISITION	CONSTRUCTION	OTHER	TOTAL
PRIOR BDGTS				165,000		165,000
2014-2015				10,000		10,000
2015-2016				10,000		10,000
2016-2017				10,000		10,000
2017-2018				10,000		10,000
2018-2019				10,000		10,000
Future Funding						
TOTAL COST				215,000		215,000

PROJECT SPECIFICATIONS**PROJECT DESCRIPTION:**

Needed repairs to existing pump stations.

PROJECT JUSTIFICATION:

The City has numerous pump stations and in lieu of having individual projects for making repairs to our pump stations this account is established.

PROJECT PRIORITY:

A

START DATE: On Going**EST TIME TO COMPLETE:**

On Going

OPERATING BUDGET EFFECT:

NONE

 N/A

 SEE DETAIL

SHEET A 2014-2015/2018-2019 CAPITAL IMPROVEMENTS PROGRAM

PROJECT TITLE: Chatlain Lake Canal - Willow Glen to Hudson	PROJECT CATEGORY: Drainage
PROJECT NUMBER: 250604	COUNCIL DISTRICT # 3
DIVISION: Planning & Economic Development	DEPARTMENT: Engineering

PROJECT BUDGET**REVENUE BREAKDOWN**

REVENUE SOURCES			STATE FUNDS	SALES TAX	SALES TAX BONDS 2004	TOTAL
PRIOR BDGTS			1,890,000	434,320	680	2,325,000
PRIOR EXP			145,586	13,398	680	159,664
BUDGET C/0			1,744,414	420,922	0	2,165,336
2014-2015						
2015-2016						
2016-2017						
2017-2018						
2018-2019						
Future Funding						
TOTAL COST			1,890,000	434,320	680	2,325,000

EXPENDITURE BREAKDOWN

EXPENDITURE BREAKDOWN	ENGINEERING	TESTING	LAND ACQUISITION	CONSTRUCTION	OTHER	TOTAL
PRIOR BDGTS	140,000		95,000	2,090,000		2,325,000
2014-2015						
2015-2016						
2016-2017						
2017-2018						
2018-2019						
Future Funding						
TOTAL COST	140,000		95,000	2,090,000		2,325,000

PROJECT SPECIFICATIONS**PROJECT DESCRIPTION:**

Improve existing earthen channel by extending concrete-lining.

PROJECT JUSTIFICATION:

South Alexandria experiences flooding along the drainage way. Improvements are needed to allow greater volumes of water flow.

PROJECT PRIORITY:

A

START DATE: August 2005**EST TIME TO COMPLETE:**

Two Months

OPERATING BUDGET EFFECT: NONE N/A SEE DETAIL

SHEET A 2014-2015/2018-2019 CAPITAL IMPROVEMENTS PROGRAM

PROJECT TITLE: Red River Levee Certification	PROJECT CATEGORY: Drainage
PROJECT NUMBER: 251003	COUNCIL DISTRICT # 2
DIVISION: Planning & Economic Development	DEPARTMENT: Engineering

PROJECT BUDGET

REVENUE BREAKDOWN

REVENUE SOURCES					SALES TAX	TOTAL
PRIOR BDGTS					300,000	300,000
PRIOR EXP					216,772	216,772
BUDGET C/0					83,228	83,228
2014-2015						
2015-2016						
2016-2017						
2017-2018						
2018-2019						
Future Funding						
TOTAL COST					300,000	300,000

EXPENDITURE BREAKDOWN

EXPENDITURE BREAKDOWN	ENGINEERING	TESTING	LAND ACQUISITION	CONSTRUCTION	OTHER	TOTAL
PRIOR BDGTS					300,000	300,000
2014-2015						
2015-2016						
2016-2017						
2017-2018						
2018-2019						
Future Funding						
TOTAL COST					300,000	300,000

PROJECT SPECIFICATIONS

PROJECT DESCRIPTION:

Certification of Red River Levee in cooperation with the Red River, Atchafalaya, and Bayou Bouef Levee and Drainage District(RRABB).

PROJECT JUSTIFICATION:

Due to flood hazard remapping efforts by the Federal Emergency Management Agency (FEMA), the Red River Levee was not certified by the US Army Corps of Engineers and accredited by FEMA because of issues with sand boils in close proximity to the levee. As this de-accreditation would have a significant negative economic impact within the City and Parish, the City will enter into a cooperative endeavor agreement with RRABB to secure certification and accreditation.

PROJECT PRIORITY:

A

START DATE:

EST TIME TO COMPLETE:

OPERATING BUDGET EFFECT:

 NONE

 N/A

 SEE DETAIL

SHEET A 2014-2015/2018-2019 CAPITAL IMPROVEMENTS PROGRAM

PROJECT TITLE: Woodale Outfall/Railroad Avenue Drainage Ph 2	PROJECT CATEGORY: Drainage
PROJECT NUMBER: 251101	COUNCIL DISTRICT # 1
DIVISION: Planning & Economic Development	DEPARTMENT: Engineering

PROJECT BUDGET**REVENUE BREAKDOWN**

REVENUE SOURCES				SALES TAX BONDS 2008	PROPERTY TAX 2008	TOTAL
PRIOR BDGTS				840,000	825,000	1,665,000
PRIOR EXP				320,888		320,888
BUDGET C/O				519,112	825,000	1,344,112
2014-2015						
2015-2016						
2016-2017						
2017-2018						
2018-2019						
Future Funding						
TOTAL COST				840,000	825,000	1,665,000

EXPENDITURE BREAKDOWN

EXPENDITURE BREAKDOWN	ENGINEERING	TESTING	LAND ACQUISITION	CONSTRUCTION	OTHER	TOTAL
PRIOR BDGTS	65,000		25,000	1,575,000		1,665,000
2014-2015						
2015-2016						
2016-2017						
2017-2018						
2018-2019						
Future Funding						
TOTAL COST	65,000		25,000	1,575,000		1,665,000

PROJECT SPECIFICATIONS**PROJECT DESCRIPTION:**

Drainage channel improvements from the the end of previous drainage improvementsat Martha Lane to Bayou Rapides along the railroad.

PROJECT JUSTIFICATION:

The first two phases of this project are complete. The channel grade must be deepened to accommodate positive drainage to Bayou Rapides.

PROJECT PRIORITY:

A

START DATE: March 2009**EST TIME TO COMPLETE:**

Four Months

OPERATING BUDGET EFFECT: NONE N/A SEE DETAIL

SHEET A 2014-2015/2018-2019 CAPITAL IMPROVEMENTS PROGRAM

PROJECT TITLE: Woodale Outfall/Railroad Avenue Drainage Ph 3	PROJECT CATEGORY: Drainage
PROJECT NUMBER: 251102	COUNCIL DISTRICT # 1
DIVISION: Planning & Economic Development	DEPARTMENT: Engineering

PROJECT BUDGET

REVENUE BREAKDOWN

REVENUE SOURCES	PROPERTY TAX 2008	SALES TAX BONDS 2008	SALES TAX	TOTAL
PRIOR BDGTS	730,000	0		730,000
PRIOR EXP				
BUDGET C/O	730,000			730,000
2014-2015	200,000	700,000		900,000
2015-2016				
2016-2017				
2017-2018				
2018-2019				
Future Funding				
TOTAL COST	930,000	700,000		1,630,000

EXPENDITURE BREAKDOWN

EXPENDITURE BREAKDOWN	ENGINEERING	TESTING	LAND ACQUISITION	CONSTRUCTION	OTHER	TOTAL
PRIOR BDGTS	0			730,000		730,000
2014-2015				900,000		900,000
2015-2016						
2016-2017						
2017-2018						
2018-2019						
Future Funding						
TOTAL COST				1,630,000		1,630,000

PROJECT SPECIFICATIONS

PROJECT DESCRIPTION:

Drainage channel improvements from the the end of previous drainage improvements at Martha Lane to Bayou Rapides along the railroad.

PROJECT JUSTIFICATION:

The first two phases of this project are complete. The channel grade must be deepened to accommodate positive drainage to Bayou Rapides.

PROJECT PRIORITY:

A

START DATE: March 2009

EST TIME TO COMPLETE:

Four Months

OPERATING BUDGET EFFECT:

NONE

N/A

 SEE DETAIL

SHEET A 2014-2015/2018-2019 CAPITAL IMPROVEMENTS PROGRAM

PROJECT TITLE: Masonic Drive RCB Extension	PROJECT CATEGORY: Drainage
PROJECT NUMBER: 251103	COUNCIL DISTRICT # 4
DIVISION: Planning & Economic Development	DEPARTMENT: Engineering

PROJECT BUDGET**REVENUE BREAKDOWN**

REVENUE SOURCES				STATE FUNDS	SALES TAX	TOTAL
PRIOR BDGTS				1,614,000	200,000	1,814,000
PRIOR EXP						
BUDGET C/O				1,614,000	200,000	1,814,000
2014-2015						
2015-2016						
2016-2017						
2017-2018						
2018-2019						
Future Funding						
TOTAL COST				1,614,000	200,000	1,814,000

EXPENDITURE BREAKDOWN

EXPENDITURE BREAKDOWN	ENGINEERING	TESTING	LAND ACQUISITION	CONSTRUCTION	OTHER	TOTAL
PRIOR BDGTS	200,000			1,614,000		1,814,000
2014-2015						
2015-2016						
2016-2017						
2017-2018						
2018-2019						
Future Funding						
TOTAL COST	200,000			1,614,000		1,814,000

PROJECT SPECIFICATIONS**PROJECT DESCRIPTION:**

Construction of Box Culvert under Masonic Drive.

PROJECT JUSTIFICATION:

Decrease flooding of Shirley Park, Nutley Grove, and Cypress Addition Subdivision.

PROJECT PRIORITY:

A

START DATE: N/A**EST TIME TO COMPLETE:****OPERATING BUDGET EFFECT:** NONE N/A SEE DETAIL

SHEET A 2014-2015/2018-2019 CAPITAL IMPROVEMENTS PROGRAM

PROJECT TITLE: Tangent Rail RCB	PROJECT CATEGORY: Drainage
PROJECT NUMBER: 251104	COUNCIL DISTRICT # 4
DIVISION: Planning & Economic Development	DEPARTMENT: Engineering

PROJECT BUDGET

REVENUE BREAKDOWN

REVENUE SOURCES					PROPERTY TAX 2008	TOTAL
PRIOR BDGTS					500,000	500,000
PRIOR EXP						
BUDGET C/0					500,000	500,000
2014-2015					200,000	200,000
2015-2016						
2016-2017						
2017-2018						
2018-2019						
Future Funding						
TOTAL COST					700,000	700,000

EXPENDITURE BREAKDOWN

EXPENDITURE BREAKDOWN	ENGINEERING	TESTING	LAND ACQUISITION	CONSTRUCTION	OTHER	TOTAL
PRIOR BDGTS	150,000			350,000		500,000
2014-2015				200,000		200,000
2015-2016						
2016-2017						
2017-2018						
2018-2019						
Future Funding						
TOTAL COST	150,000			550,000		700,000

PROJECT SPECIFICATIONS

PROJECT DESCRIPTION:

Replace existing 66" Corrugated Metal Pipe with double 9' by 9' Reinforced Concrete Box at railroad spur track at Durawood Plant within Hynson Bayou.

PROJECT JUSTIFICATION:

Alleviation of obstruction at this location and improvement of flow (hydraulic grade line) of Hynson Bayou, one of the City's major drainage outfalls.

PROJECT PRIORITY:

A

START DATE:

N/A

EST TIME TO COMPLETE:

OPERATING BUDGET EFFECT:

 X NONE

 N/A

 SEE DETAIL

SHEET A 2014-2015/2018-2019 CAPITAL IMPROVEMENTS PROGRAM

PROJECT TITLE: Martin Park Drainage		PROJECT CATEGORY: Drainage	
PROJECT NUMBER: 251105		COUNCIL DISTRICT # 4	
DIVISION: Planning & Economic Development		DEPARTMENT: Engineering	

PROJECT BUDGET

REVENUE BREAKDOWN

REVENUE SOURCES					SALES TAX	TOTAL
PRIOR BDGTS					500,000	500,000
PRIOR EXP						
BUDGET C/0					500,000	500,000
2014-2015						
2015-2016						
2016-2017						
2017-2018						
2018-2019						
Future Funding						
TOTAL COST					500,000	500,000

EXPENDITURE BREAKDOWN

EXPENDITURE BREAKDOWN	ENGINEERING	TESTING	LAND ACQUISITION	CONSTRUCTION	OTHER	TOTAL
PRIOR BDGTS				500,000		500,000
2014-2015						
2015-2016						
2016-2017						
2017-2018						
2018-2019						
Future Funding						
TOTAL COST				500,000		500,000

PROJECT SPECIFICATIONS

PROJECT DESCRIPTION:
Provide relief structures through existing at rear of Martin Park Subdivision, and replacement of deteriorated corrugated metal pipe within drainage easement between Martin Park and Airview Terrace subdivisions.

PROJECT JUSTIFICATION:
Help prevent home flooding in the area of Spencer Street.

PROJECT PRIORITY: A

START DATE: N/A **EST TIME TO COMPLETE:**

OPERATING BUDGET EFFECT:
 NONE N/A SEE DETAIL

SHEET A 2014-2015/2018-2019 CAPITAL IMPROVEMENTS PROGRAM

PROJECT TITLE: Citywide Drainage Improvements	PROJECT CATEGORY: Drainage
PROJECT NUMBER: 251301	COUNCIL DISTRICT # N/A
DIVISION: Planning & Economic Development	DEPARTMENT: Engineering

PROJECT BUDGET

REVENUE BREAKDOWN

REVENUE SOURCES				LIMITED TAX BONDS 2008	SALES TAX	TOTAL
PRIOR BDGTS				247,164	152,836	400,000
PRIOR EXP				247,164	62,413	309,577
BUDGET C/0				0	90,423	90,423
2014-2015						
2015-2016						
2016-2017						
2017-2018						
2018-2019						
Future Funding						
TOTAL COST				247,164	152,836	400,000

EXPENDITURE BREAKDOWN

EXPENDITURE BREAKDOWN	ENGINEERING	TESTING	LAND ACQUISITION	CONSTRUCTION	OTHER	TOTAL
PRIOR BDGTS					400,000	400,000
2014-2015						
2015-2016						
2016-2017						
2017-2018						
2018-2019						
Future Funding						
TOTAL COST					400,000	400,000

PROJECT SPECIFICATIONS

PROJECT DESCRIPTION:

Cleaning, grubbing, and repairing as needed major components of the drainage system in the City.

PROJECT JUSTIFICATION:

Heavy rains have produced flooding recently in some areas of the City, making it imperative that the existing drainage components operate efficiently.

PROJECT PRIORITY:

A

START DATE: March 2009

EST TIME TO COMPLETE:

Four Months

OPERATING BUDGET EFFECT:

 NONE N/A SEE DETAIL

SHEET A 2014-2015/2018-2019 CAPITAL IMPROVEMENTS PROGRAM

PROJECT TITLE: Albert Street Box Culvert		PROJECT CATEGORY: Drainage	
PROJECT NUMBER: 251303		COUNCIL DISTRICT # N/A	
DIVISION: Planning & Economic Development		DEPARTMENT: Engineering	

PROJECT BUDGET**REVENUE BREAKDOWN**

REVENUE SOURCES					SALES TAX	TOTAL
PRIOR BDGTS					110,000	110,000
PRIOR EXP					106,160	106,160
BUDGET C/0					3,840	3,840
2014-2015						
2015-2016						
2016-2017						
2017-2018						
2018-2019						
Future Funding						
TOTAL COST					110,000	110,000

EXPENDITURE BREAKDOWN

EXPENDITURE BREAKDOWN	ENGINEERING	TESTING	LAND ACQUISITION	CONSTRUCTION	OTHER	TOTAL
PRIOR BDGTS				110,000		110,000
2014-2015						
2015-2016						
2016-2017						
2017-2018						
2018-2019						
Future Funding						
TOTAL COST				110,000		110,000

PROJECT SPECIFICATIONS**PROJECT DESCRIPTION:**

Replace existing structure .

PROJECT JUSTIFICATION:

Existing box has failed and needs replacement before riding surface fails.

PROJECT PRIORITY:

A

START DATE: March 2009**EST TIME TO COMPLETE:**

Four Months

OPERATING BUDGET EFFECT:

NONE

 N/A SEE DETAIL

SHEET A 2014-2015/2018-2019 CAPITAL IMPROVEMENTS PROGRAM

PROJECT TITLE: Culpepper Drainage Improvement	PROJECT CATEGORY: Drainage
PROJECT NUMBER: 251401	COUNCIL DISTRICT # N/A
DIVISION: Planning & Economic Development	DEPARTMENT: Engineering

PROJECT BUDGET**REVENUE BREAKDOWN**

REVENUE SOURCES	PROPERTY TAX 2008	SALES TAX BONDS 2008	SALES TAX	TOTAL
PRIOR BDGTS		500,000		500,000
PRIOR EXP		39,423		39,423
BUDGET C/0		460,577		460,577
2014-2015	700,000			700,000
2015-2016	15,000		485,000	500,000
2016-2017			500,000	500,000
2017-2018			500,000	300,000
2018-2019				
Future Funding				
TOTAL COST	715,000	500,000	1,485,000	2,500,000

EXPENDITURE BREAKDOWN

EXPENDITURE BREAKDOWN	ENGINEERING	TESTING	LAND ACQUISITION	CONSTRUCTION	OTHER	TOTAL
PRIOR BDGTS				500,000		500,000
2014-2015				700,000		700,000
2015-2016				500,000		500,000
2016-2017				500,000		500,000
2017-2018				300,000		300,000
2018-2019						
Future Funding						
TOTAL COST				2,500,000		2,500,000

PROJECT SPECIFICATIONS**PROJECT DESCRIPTION:**

Placement of subsurface drainage and sidewalks along with closure of existng ditches on Culpepper Road.

PROJECT JUSTIFICATION:

Construction of sidewalks and closure of ditches will improve safety for pedestrian traffic.

PROJECT PRIORITY:

A

START DATE:**EST TIME TO COMPLETE:****OPERATING BUDGET EFFECT:**
 NONE

 N/A

 SEE DETAIL

E. STREETS

TABLE OF CONTENTS

	<u><i>STREETS</i></u>	<u>PAGE</u>
268823	Street, Drainage, Sidewalk Repairs	4
269007	Sugarhouse Road - Phase 1	5
269801	Jackson St at Horseshoe Drive	6
260003	Horseshoe/Jackson-Masonic	7
260402	Recon Horseshoe/Grove-Mac	8
260407	Street Repairs	9
260507	Aerial Photography	10
260604	North Mall-North to Sterkx	11
260608	Land Acquisitions	12
260801	6th & 7th/Cotton to Monroe	13
260901	Sidewalk/Intersection LS Rugg	14
261002	Traffic Signals Renovations	15
261003	Citywide Directional Signage	16
261004	Masonic Drive Corridor Imp	17
261005	North MacArthur Traffic Softening	18
261006	Bolton Avenue Traffic Softening	19
261201	MPO Street Overlays	20
261203	Masonic Corridor Ph 2	21
261204	Hudson Bridge Hynson Bayou	22
261302	Directional Signage & Striping	23
261304	MPO Versailles Lighting	24
261306	Bolton/Rapides Intersection Imp	25
261307	MPO Sidewalk-Monroe St	26
261401	North/Memorial Intersection	27
261501	Hudson Bridge Chatlain Canal	28

2014-2015

**COMBINED CAPITAL PROJECTS
SOURCES OF FUNDING SUMMARY**

STREETS

PROJECT IDENTIFICATION	SALES TAXES	SALES TAX BONDS 08	AD VAL TAX- 08	FEDERAL FUNDS	STATE FUNDS	UTILITY FUND	TOTALS
Street, Drain, Sidewalk Repr	375,000						375,000
Sugarhouse Road - Phase 1			250,000				250,000
Jackson @ Horseshoe Drive	100,000						100,000
Street Improvements			50,000				50,000
Aerial Photography	15,000						15,000
North Mall-North to Sterkx			100,000				100,000
Acquisitions	60,000						60,000
Traffic Signal Renovations	100,000						100,000
Masonic Drive Corridor Imp		150,000					150,000
North McArthur Traffic Softening		(2,000,000)					(2,000,000)
Bolton Avenue Traffic Softening			100,000				100,000
MPO Street Overlays	100,000						100,000
Hudson Bridge @ Hymson Bayou	100,000						100,000
Directional Signage & Striping	100,000						100,000
MPO Versailles Lighting			150,000				150,000
Bolton & Rapides Intersection Imp	39,100		260,900				300,000
North/Memorial Intersection		(69,000)	(131,000)				(200,000)
Hudson Bridge @ Chatlain Canal		69,000	131,000				200,000
Total Streets	989,100	(1,850,000)	910,900	0	0	0	50,000

CITY OF ALEXANDRIA

**2014-2015
GENERAL CAPITAL PROJECTS
FIVE YEAR CAPITAL PLAN**

STREETS

PROJ #	PROJECT IDENTIFICATION	BUDGET C/O	FISCAL YEAR					TOTAL 5 YEAR	BEYOND 2019	TOTAL COST
			14-15	15-16	16-17	17-18	18-19			
268823	Street, Drainage, Sidewalk Repairs	873,347	375,000	375,000	375,000	375,000	375,000	1,875,000		2,748,347
269007	Sugarhouse Road - Phase I	9,461,996	250,000					250,000	3,500,000	13,211,996
269801	Jackson St at Horseshoe Drive	€ 526,632	100,000					100,000		626,632
260003	Horseshoe/Jackson-Masonic	19,055						0		19,055
260402	Recon Horseshoe/Grove-Mac	28,831						0	1,560,000	1,588,831
260407	Street Repairs	€ 391,503	50,000	50,000	50,000	50,000	50,000	250,000		641,503
260507	Aerial Photography	€ 125,554	15,000	15,000	15,000	15,000	15,000	75,000		200,554
260604	North Mall-North to Sterks	444,012	100,000					100,000	3,000,000	3,544,012
260608	Land Acquisitions	€ 214,814	60,000	60,000	60,000	60,000	60,000	300,000		514,814
260801	6th & 7th/Cotton to Monroe	219,245						0		219,245
260901	Sidewalk/Intersection LS Rugg	117,811						0		117,811
261002	Traffic Signals Renovations	213,918	100,000	100,000	100,000	100,000	100,000	500,000		713,918
261003	Citywide Directional Signage	575,204						0		575,204
261004	Masonic Drive Corridor Imp	216,029	150,000					150,000		366,029
261005	North MacArthur Traffic Softening	3,915,115	(2,000,000)			1,000,000	500,000	(500,000)		3,415,115
261006	Bolton Avenue Traffic Softening	814,356	100,000		900,000			1,000,000		1,814,356
261201	MPO Street Overlays	(40,362)	100,000					100,000		59,638
261203	Masonic Corridor Ph 2	155,815						0		155,815
261204	Hudson Bridge Hymson Bayou	1,391,292	100,000					100,000		1,491,292
261302	Directional Signage & Striping	39,860	100,000	100,000	100,000	100,000	100,000	500,000		539,860
261304	MPO Versailles Lighting	369,110	150,000					150,000		519,110
261306	Bolton/Rapides Intersection Imp	100,000	300,000					300,000		400,000
261307	MPO Sidewalk-Monroe St	1,871,922						0		1,871,922
261401	North/Memorial Intersection	200,000	(200,000)					(200,000)		0
261501	Hudson Bridge Chatlain Canal	0	200,000					200,000	1,400,000	1,600,000
Total Streets			50,000	700,000	1,600,000	1,700,000	1,200,000	5,250,000	9,460,000	36,955,059

- * Project Number to be Assigned
- € New or Revised Projects
- Projects to be closed

SHEET A 2014-2015/2018-2019 CAPITAL IMPROVEMENTS PROGRAM

PROJECT TITLE: Street, Drainage, Sidewalk Repairs		PROJECT CATEGORY: Streets	
PROJECT NUMBER: 268823		COUNCIL DISTRICT # All	
DIVISION: Planning & Economic Development		DEPARTMENT: Engineering	

PROJECT BUDGET

REVENUE BREAKDOWN

REVENUE SOURCES	LIMITED TAX BONDS 2008	SALES TAX BONDS 2008	PROPERTY TAX - 2008	SALES TAX	SALES TAX BONDS	TOTAL
PRIOR BDGTS	283,455	350,000	500,000	2,701,590	469,245	4,304,290
PRIOR EXP	283,455	266,655	432,130	1,979,458	469,245	3,430,943
BUDGET C/O	0	83,345	67,870	722,132	0	873,347
2014-2015				375,000		375,000
2015-2016				375,000		375,000
2016-2017				375,000		375,000
2017-2018				375,000		375,000
2018-2019				375,000		375,000
Future Funding						
TOTAL COST				4,576,590	469,245	6,179,290

EXPENDITURE BREAKDOWN

EXPENDITURE BREAKDOWN	ENGINEERING	TESTING	LAND ACQUISITION	CONSTRUCTION	OTHER	TOTAL
PRIOR BDGTS	183,000	27,500		4,057,790	36,000	4,304,290
2014-2015				375,000		375,000
2015-2016				375,000		375,000
2016-2017				375,000		375,000
2017-2018				375,000		375,000
2018-2019				375,000		375,000
Future Funding						
TOTAL COST	183,000	27,500		5,932,790	36,000	6,179,290

PROJECT SPECIFICATIONS

PROJECT DESCRIPTION:

Repairs to street, drainage and sidewalk infrastructure which have failed and need to be repaired.

PROJECT JUSTIFICATION:

To alleviate deteriorated street conditions.

PROJECT PRIORITY:

A

START DATE: On Going

EST TIME TO COMPLETE:

As Needed

OPERATING BUDGET EFFECT:

 NONE

 N/A

 SEE DETAIL

SHEET A 2014-2015/2018-2019 CAPITAL IMPROVEMENTS PROGRAM

PROJECT TITLE: Sugarhouse Road Phase 1	PROJECT CATEGORY: Streets
PROJECT NUMBER: 269007	COUNCIL DISTRICT # 3
DIVISION: Planning & Economic Development	DEPARTMENT: Engineering

PROJECT BUDGET

REVENUE BREAKDOWN

REVENUE SOURCES	SALES TAX	STATE FUNDS	PROPERTY TAX 2008	UTILITY FUNDS	SALES TAX BONDS 2008	TOTAL
PRIOR BDGTS	1,773,667	7,200,000	1,237,656	953,713	1,400,000	12,565,036
PRIOR EXP	1,154,449		237,656	487,493	1,223,442	3,103,040
BUDGET C/O	619,218	7,200,000	1,000,000	466,220	176,558	9,461,996
2014-2015			250,000			250,000
2015-2016						
2016-2017						
2017-2018						
2018-2019						
Future Funding	700,000	2,800,000				3,500,000
TOTAL COST	2,473,667	10,000,000	1,487,656	953,713	1,400,000	16,315,036

EXPENDITURE BREAKDOWN

EXPENDITURE BREAKDOWN	ENGINEERING	TESTING	LAND ACQUISITION	CONSTRUCTION	OTHER	TOTAL
PRIOR BDGTS	457,903	7,863	374,796	11,625,710	98,764	12,565,036
2014-2015			250,000			250,000
2015-2016						
2016-2017						
2017-2018						
2018-2019						
Future Funding				3,500,000		3,500,000
TOTAL COST	457,903	7,863	624,796	15,125,710	98,764	16,315,036

PROJECT SPECIFICATIONS

PROJECT DESCRIPTION: Construct two traffic lanes measuring 12' wide with 10' and 8' shoulders along with necessary street and drainage appurtenances from the relocation of New York Ave. (La. 1208-1) along Sugarhouse Road towards Bayou Hynson approximately 1100 linear feet past Lincoln Road.			
PROJECT JUSTIFICATION: Drainage improvements are needed to accommodate the required drainage for the relocation of New York Ave. (La. 1208-1) since our existing drainage facilities will be unable to handle the increased design flow from La 1208-1 to Bayou Hynson. The Master Street Plan indicates a proposed street improvement connecting MacArthur Drive To La. Highway 1. By implementing the Master Street Plan we will not only construct a proposed street improvement but also construct drainage improvements which are shown on the Master Drainage Plan.			
PROJECT PRIORITY:	A	EST TIME TO COMPLETE:	Twelve Months
START DATE:	February 2010	OPERATING BUDGET EFFECT:	
	X NONE		N/A
			SEE DETAIL

CITY OF ALEXANDRIA

SHEET A 2014-2015/2018-2019 CAPITAL IMPROVEMENTS PROGRAM

PROJECT TITLE: Jackson Street at Horseshoe Drive		PROJECT CATEGORY: Streets	
PROJECT NUMBER: 269801		COUNCIL DISTRICT # 4 & 5	
DIVISION: Planning & Economic Development		DEPARTMENT: Engineering	

PROJECT BUDGET

REVENUE BREAKDOWN

REVENUE SOURCES	SALES TAX BONDS 2008	UTILITY FUNDS	SALES TAX	FEDERAL FUNDS	TOTAL
PRIOR BDGTS	526,632		100,368		627,000
PRIOR EXP			100,368		100,368
BUDGET C/0	526,632		0		526,632
2014-2015			100,000		100,000
2015-2016					
2016-2017					
2017-2018					
2018-2019					
Future Funding					
TOTAL COST	526,632		204,500		727,000

EXPENDITURE BREAKDOWN

EXPENDITURE BREAKDOWN	ENGINEERING	TESTING	LAND ACQUISITION	CONSTRUCTION	OTHER	TOTAL
PRIOR BDGTS	126,000	3,500	80,500	402,000	15,000	627,000
2014-2015			100,000			100,000
2015-2016						
2016-2017						
2017-2018						
2018-2019						
Future Funding						
TOTAL COST	126,000	3,500	180,500	402,000	15,000	727,000

PROJECT SPECIFICATIONS

PROJECT DESCRIPTION:

Installation of 8" concrete pavement with curb, reinforce concrete pipe, catch basins, traffic control devices and all required street and drainage appurtenances at the intersection of Jackson Street and Horseshoe Drive.

PROJECT JUSTIFICATION:

Reconstruct the intersection of Jackson Street and Horseshoe Drive due to increase traffic flow. Horseshoe Drive to be widen from two lanes to three lanes, Twin Bridges Road from two lanes to three lanes, Jackson Street from four lanes to five lanes and Lodi Road from two lanes to four lanes.

PROJECT PRIORITY:

A

START DATE: March 2009

EST TIME TO COMPLETE:

9 Months

OPERATING BUDGET EFFECT:

 NONE N/A SEE DETAIL

SHEET A 2014-2015/2018-2019 CAPITAL IMPROVEMENTS PROGRAM

PROJECT TITLE: Reconstruction of Horseshoe Drive from Jackson Str to Masonic Drive	PROJECT CATEGORY: Streets
PROJECT NUMBER: 260003	COUNCIL DISTRICT # 4 & 5
DIVISION: Planning & Economic Development	DEPARTMENT: Engineering

PROJECT BUDGET

REVENUE BREAKDOWN

REVENUE SOURCES	UTILITY FUNDS	SALES TAX BONDS 2004	PROPERTY TAX - 93	FEDERAL FUNDS	SALES TAX	TOTAL
PRIOR BDGTS		113,261	1,373		242,366	357,000
PRIOR EXP		113,261	1,373		223,311	337,945
BUDGET C/O		0	0		19,055	19,055
2014-2015						
2015-2016						
2016-2017						
2017-2018						
2018-2019						
Future Funding						
TOTAL COST		113,261	1,373		242,366	357,000

EXPENDITURE BREAKDOWN

EXPENDITURE BREAKDOWN	ENGINEERING	TESTING	LAND ACQUISITION	CONSTRUCTION	OTHER	TOTAL
PRIOR BDGTS	343,000	5,000			9,000	357,000
2014-2015						
2015-2016						
2016-2017						
2017-2018						
2018-2019						
Future Funding						
TOTAL COST	343,000	5,000			9,000	357,000

PROJECT SPECIFICATIONS

PROJECT DESCRIPTION: Reconstruction of Horseshoe Drive from Jackson Street to Masonic Drive, consisting of an 8" thick 30' wide concrete pavement, catch basins, and all additional street and drainage appurtenances required to construct this Project.			
PROJECT JUSTIFICATION: Project was approved as part of TIP and is eligible for Federal Funds.			
PROJECT PRIORITY:	A	EST TIME TO COMPLETE:	One Year
START DATE:	February 2009	OPERATING BUDGET EFFECT:	
	X NONE		N/A
			SEE DETAIL

SHEET A 2014-2015/2018-2019 CAPITAL IMPROVEMENTS PROGRAM

PROJECT TITLE: Reconstruct Horseshoe from Grove to MacArthur	PROJECT CATEGORY: Streets
PROJECT NUMBER: 260402	COUNCIL DISTRICT # 2
DIVISION: Planning & Economic Development	DEPARTMENT: Engineering

PROJECT BUDGET

REVENUE BREAKDOWN

REVENUE SOURCES				SALES TAX BONDS 2004	SALES TAX	TOTAL
PRIOR BDGTS				111,169	28,831	140,000
PRIOR EXP				111,169		111,169
BUDGET C/0				0	28,831	28,831
2014-2015						
2015-2016						
2016-2017						
2017-2018						
2018-2019						
Future Funding					1,560,000	1,560,000
TOTAL COST				111,169	1,588,831	1,700,000

EXPENDITURE BREAKDOWN

EXPENDITURE BREAKDOWN	ENGINEERING	TESTING	LAND ACQUISITION	CONSTRUCTION	OTHER	TOTAL
PRIOR BDGTS	140,000					140,000
2014-2015						
2015-2016						
2016-2017						
2017-2018						
2018-2019						
Future Funding	10,000	10,000	250,000	1,200,000	90,000	1,560,000
TOTAL COST	150,000	10,000	250,000	1,200,000	90,000	1,700,000

PROJECT SPECIFICATIONS

PROJECT DESCRIPTION:

Construction of a 30 feet minimum 8" thick concrete pavement; concrete sidewalks; sub surface drainage; intersection improvements at Grove Lane and Horseshoe Drive and widening Horseshoe at MacArthur from a two lane to a three lane pavement section.

PROJECT JUSTIFICATION:

Horseshoe Drive handles a large volume of traffic that flows from Masonic Drive, Martin Park and several subdivisions along Horseshoe to MacArthur Drive. This project will improve the flow of traffic and correct a bad intersection at Horseshoe and Grove Lane.

PROJECT PRIORITY: A

START DATE: EST TIME TO COMPLETE: 8 months

OPERATING BUDGET EFFECT:

NONE

N/A

SEE DETAIL

SHEET A 2014-2015/2018-2019 CAPITAL IMPROVEMENTS PROGRAM

PROJECT TITLE: Street Improvements & Repair	PROJECT CATEGORY: Streets
PROJECT NUMBER: 260407	COUNCIL DISTRICT # All
DIVISION: Planning & Economic Development	DEPARTMENT: Engineering

PROJECT BUDGET**REVENUE BREAKDOWN**

REVENUE SOURCES	SALES TAX	SALES TAX BONDS 2008	LIMITED TAX BONDS 2008	PROPERTY TAX 2008	PROPERTY TAX 2003	TOTAL
PRIOR BDGTS	117,054	200,000	986,508	505,384	2,883,070	4,692,016
PRIOR EXP		136,840	986,508	294,095	2,883,070	4,300,513
BUDGET C/O	117,054	63,160	0	211,289	0	391,503
2014-2015				50,000		50,000
2015-2016				50,000		50,000
2016-2017				50,000		50,000
2017-2018				50,000		50,000
2018-2019				50,000		50,000
Future Funding						
TOTAL COST	117,054	200,000	986,508	755,384	2,883,070	4,942,016

EXPENDITURE BREAKDOWN

EXPENDITURE BREAKDOWN	ENGINEERING	TESTING	LAND ACQUISITION	CONSTRUCTION	OTHER	TOTAL
PRIOR BDGTS	100,000			4,592,016		4,692,016
2014-2015				50,000		50,000
2015-2016				50,000		50,000
2016-2017				50,000		50,000
2017-2018				50,000		50,000
2018-2019				50,000		50,000
Future Funding						
TOTAL COST	100,000			4,842,016		4,942,016

PROJECT SPECIFICATIONS**PROJECT DESCRIPTION:**

Repair streets though out City.

PROJECT JUSTIFICATION:

There are numerous streets that have failed concrete pavement which needs to be repaired. The 2003 Property Tax call includes funds, that can be made available to assist in repairing streets.

PROJECT PRIORITY: A**START DATE:** May 2003**EST TIME TO COMPLETE:** Five Years**OPERATING BUDGET EFFECT:**
 NONE

 N/A

 SEE DETAIL

SHEET A 2014-2015/2018-2019 CAPITAL IMPROVEMENTS PROGRAM

PROJECT TITLE: Aerial Photography		PROJECT CATEGORY: Streets	
PROJECT NUMBER: 260507		COUNCIL DISTRICT # All	
DIVISION: Planning & Economic Development		DEPARTMENT: Engineering	

PROJECT BUDGET

REVENUE BREAKDOWN

REVENUE SOURCES					SALES TAX	TOTAL
PRIOR BDGTS					260,000	260,000
PRIOR EXP					134,446	134,446
BUDGET C/O					125,554	125,554
2014-2015					15,000	15,000
2015-2016					15,000	15,000
2016-2017					15,000	15,000
2017-2018					15,000	15,000
2018-2019					15,000	15,000
Future Funding						
TOTAL COST					335,000	335,000

EXPENDITURE BREAKDOWN

EXPENDITURE BREAKDOWN	ENGINEERING	TESTING	LAND ACQUISITION	CONSTRUCTION	OTHER	TOTAL
PRIOR BDGTS					260,000	260,000
2014-2015					15,000	15,000
2015-2016					15,000	15,000
2016-2017					15,000	15,000
2017-2018					15,000	15,000
2018-2019					15,000	15,000
Future Funding						
TOTAL COST					335,000	335,000

PROJECT SPECIFICATIONS

PROJECT DESCRIPTION:

Aerial photos of the City in computer files.

PROJECT JUSTIFICATION:

The City is involved with numerous Capital Projects. The use of current aerial photos, in computer files, assist the City in determining the scope of proposed projects and a visual map that provides the concept of the proposed improvements before the project is actually designed.

PROJECT PRIORITY: A

START DATE: On Going **EST TIME TO COMPLETE:** N/A

OPERATING BUDGET EFFECT:

NONE

N/A

SEE DETAIL

SHEET A 2014-2015/2018-2019 CAPITAL IMPROVEMENTS PROGRAM

PROJECT TITLE: North Mall - North Boulevard to Sterkx Road	PROJECT CATEGORY: Streets
PROJECT NUMBER: 260604	COUNCIL DISTRICT # 4
DIVISION: Planning & Economic Development	DEPARTMENT: Engineering

PROJECT BUDGET

REVENUE BREAKDOWN

REVENUE SOURCES	PROPERTY TAX 2008	SALES TAX BONDS 2008	UTILITY FUNDS	SALES TAX	SALES TAX BONDS 2004	TOTAL
PRIOR BDGTS		50,000		657,132	2,868	710,000
PRIOR EXP		12,240		250,880	2,868	265,988
BUDGET C/O		37,760		406,252	0	444,012
2014-2015	100,000					100,000
2015-2016						
2016-2017						
2017-2018						
2018-2019						
Future Funding	3,000,000					3,000,000
TOTAL COST	3,100,000	50,000		657,132	2,868	3,810,000

EXPENDITURE BREAKDOWN

EXPENDITURE BREAKDOWN	ENGINEERING	TESTING	LAND ACQUISITION	CONSTRUCTION	OTHER	TOTAL
PRIOR BDGTS	285,000		425,000			710,000
2014-2015	100,000					100,000
2015-2016						
2016-2017						
2017-2018						
2018-2019						
Future Funding				3,000,000		3,000,000
TOTAL COST	385,000		425,000	3,000,000		3,810,000

PROJECT SPECIFICATIONS

PROJECT DESCRIPTION:

Widen North Mall Drive from Sterkx Road to North Boulevard by adding additional travel lanes and improved radii.

PROJECT JUSTIFICATION:

The traffic from I-49 to the mall and area businesses has increased. North Mall from Lee Street to Sterkx Road is under construction to widen to improve the flow of traffic.

PROJECT PRIORITY:

A

START DATE:

March 2011

EST TIME TO COMPLETE:

Six Months

OPERATING BUDGET EFFECT:

 NONE

 N/A

 SEE DETAIL

SHEET A 2014-2015/2018-2019 CAPITAL IMPROVEMENTS PROGRAM

PROJECT TITLE: Land Acquisitions	PROJECT CATEGORY: Streets
PROJECT NUMBER: 260608	COUNCIL DISTRICT # 5
DIVISION: Planning & Economic Development	DEPARTMENT: Engineering

PROJECT BUDGET

REVENUE BREAKDOWN

REVENUE SOURCES					SALES TAX	TOTAL
PRIOR BDGTS					674,000	674,000
PRIOR EXP					459,186	459,186
BUDGET C/0					214,814	214,814
2014-2015					60,000	60,000
2015-2016					60,000	60,000
2016-2017					60,000	60,000
2017-2018					60,000	60,000
2018-2019					60,000	60,000
Future Funding						
TOTAL COST					974,000	974,000

EXPENDITURE BREAKDOWN

EXPENDITURE BREAKDOWN	ENGINEERING	TESTING	LAND ACQUISITION	CONSTRUCTION	OTHER	TOTAL
PRIOR BDGTS			674,000			674,000
2014-2015			60,000			60,000
2015-2016			60,000			60,000
2016-2017			60,000			60,000
2017-2018			60,000			60,000
2018-2019			60,000			60,000
Future Funding						
TOTAL COST			974,000			974,000

PROJECT SPECIFICATIONS

PROJECT DESCRIPTION: Purchase right-of-way for various City projects.			
PROJECT JUSTIFICATION: With construction of new projects and improvements to existing infrastructure, these funds can be readily accessible to aid in speeding the design and construction of these improvements.			
PROJECT PRIORITY:	A	EST TIME TO COMPLETE:	Six Months
START DATE:	March 2011	OPERATING BUDGET EFFECT:	
	X NONE		N/A
			SEE DETAIL

SHEET A 2014-2015/2018-2019 CAPITAL IMPROVEMENTS PROGRAM

PROJECT TITLE: 6th & 7th Street / Cotton to Monroe	PROJECT CATEGORY: Streets
PROJECT NUMBER: 260801	COUNCIL DISTRICT # 3
DIVISION: Planning & Economic Development	DEPARTMENT: Engineering

PROJECT BUDGET

REVENUE BREAKDOWN

REVENUE SOURCES				PROPERTY TAX 2008	SALES TAX	TOTAL
PRIOR BDGTS					650,000	650,000
PRIOR EXP					430,755	430,755
BUDGET C/O					219,245	219,245
2014-2015						
2015-2016						
2016-2017						
2017-2018						
2018-2019						
Future Funding						
TOTAL COST					650,000	650,000

EXPENDITURE BREAKDOWN

EXPENDITURE BREAKDOWN	ENGINEERING	TESTING	LAND ACQUISITION	CONSTRUCTION	OTHER	TOTAL
PRIOR BDGTS	650,000					650,000
2014-2015						
2015-2016						
2016-2017						
2017-2018						
2018-2019						
Future Funding						
TOTAL COST	650,000					650,000

PROJECT SPECIFICATIONS

PROJECT DESCRIPTION:

Connect Upper Third Street to 6th and 7th (Foisy) Streets by constructing a bridge over Bayou Rapides and its approaches.

PROJECT JUSTIFICATION:

With the expansion of Rapides Regional Medical Center, the major north-south corridor for downtown Alexandria was severed. This project will re-establish that corridor and enhance the flow of traffic in this area of the city.

PROJECT PRIORITY:

A

START DATE: March 2007

EST TIME TO COMPLETE:

Four Months

OPERATING BUDGET EFFECT:

 NONE

 N/A

 SEE DETAIL

SHEET A 2014-2015/2018-2019 CAPITAL IMPROVEMENTS PROGRAM

PROJECT TITLE: Sidewalk/Intersection Improvements @ L S Rugg	PROJECT CATEGORY: Streets
PROJECT NUMBER: 260901	COUNCIL DISTRICT # 1
DIVISION: Planning & Economic Development	DEPARTMENT: Engineering

PROJECT BUDGET

REVENUE BREAKDOWN

REVENUE SOURCES					STATE FUNDS	TOTAL
PRIOR BDGTS					254,500	254,500
PRIOR EXP					136,689	136,689
BUDGET C/O					117,811	117,811
2014-2015						
2015-2016						
2016-2017						
2017-2018						
2018-2019						
Future Funding						
TOTAL COST					254,500	254,500

EXPENDITURE BREAKDOWN

EXPENDITURE BREAKDOWN	ENGINEERING	TESTING	LAND ACQUISITION	CONSTRUCTION	OTHER	TOTAL
PRIOR BDGTS				254,500		254,500
2014-2015						
2015-2016						
2016-2017						
2017-2018						
2018-2019						
Future Funding						
TOTAL COST				254,500		254,500

PROJECT SPECIFICATIONS

PROJECT DESCRIPTION:

Addition of and improvements to existing sidewalks around L S Rugg Elementary School.

PROJECT JUSTIFICATION:

Improve safety for students.

PROJECT PRIORITY:

A

START DATE: March 2007

EST TIME TO COMPLETE:

Four Months

OPERATING BUDGET EFFECT:

 NONE

 N/A

 SEE DETAIL

SHEET A 2014-2015/2018-2019 CAPITAL IMPROVEMENTS PROGRAM

PROJECT TITLE: Traffic Signal Renovations		PROJECT CATEGORY: Streets	
PROJECT NUMBER: 261002		COUNCIL DISTRICT # 5	
DIVISION: Planning & Economic Development		DEPARTMENT: Engineering	

PROJECT BUDGET

REVENUE BREAKDOWN

REVENUE SOURCES					SALES TAX	TOTAL
PRIOR BDGTS					426,700	426,700
PRIOR EXP					212,782	212,782
BUDGET C/O					213,918	213,918
2014-2015					100,000	100,000
2015-2016					100,000	100,000
2016-2017					100,000	100,000
2017-2018					100,000	100,000
2018-2019					100,000	100,000
Future Funding						
TOTAL COST					926,700	926,700

EXPENDITURE BREAKDOWN

EXPENDITURE BREAKDOWN	ENGINEERING	TESTING	LAND ACQUISITION	CONSTRUCTION	OTHER	TOTAL
PRIOR BDGTS					426,700	426,700
2014-2015					100,000	100,000
2015-2016					100,000	100,000
2016-2017					100,000	100,000
2017-2018					100,000	100,000
2018-2019					100,000	100,000
Future Funding						
TOTAL COST					926,700	926,700

PROJECT SPECIFICATIONS

PROJECT DESCRIPTION:
Renovate traffic signals with controllers, LEDs, cameras, and other related traffic control devices.

PROJECT JUSTIFICATION:
Many of existing signal controllers are in need of updating. The LED retrofit will save on maintenance labor as well as energy use. The cameras replace troublesome ground loops as traffic detectors.

PROJECT PRIORITY: A

START DATE: February 2010 **EST TIME TO COMPLETE:** 1 Year

OPERATING BUDGET EFFECT:
 NONE N/A SEE DETAIL

SHEET A 2014-2015/2018-2019 CAPITAL IMPROVEMENTS PROGRAM

PROJECT TITLE: Citywide Directional Signage	PROJECT CATEGORY: Streets
PROJECT NUMBER: 261003	COUNCIL DISTRICT # 5
DIVISION: Planning & Economic Development	DEPARTMENT: Engineering

PROJECT BUDGET**REVENUE BREAKDOWN**

REVENUE SOURCES	SALES TAX	SALES TAX BONDS 2008	LTD TAX BONDS 2008	TOTAL
PRIOR BDGTS	395,719	500,000	317,531	1,213,250
PRIOR EXP	17,611	302,904	317,531	638,046
BUDGET C/O	378,108	197,096	0	575,204
2014-2015				
2015-2016				
2016-2017				
2017-2018				
2018-2019				
Future Funding				
TOTAL COST	395,719	500,000	317,531	1,213,250

EXPENDITURE BREAKDOWN

EXPENDITURE BREAKDOWN	ENGINEERING	TESTING	LAND ACQUISITION	CONSTRUCTION	OTHER	TOTAL
PRIOR BDGTS					1,213,250	1,213,250
2014-2015						
2015-2016						
2016-2017						
2017-2018						
2018-2019						
Future Funding						
TOTAL COST					1,213,250	1,213,250

PROJECT SPECIFICATIONS**PROJECT DESCRIPTION:**

Design and construction of a public wayfinding, district identity, gateway and interpretive signage system for the City.

PROJECT JUSTIFICATION:

This will enable visitors and local citizens to more readily navigate in the City.

PROJECT PRIORITY:

A

START DATE: N/A**EST TIME TO COMPLETE:****OPERATING BUDGET EFFECT:**
 NONE

 N/A

 SEE DETAIL

SHEET A 2014-2015/2018-2019 CAPITAL IMPROVEMENTS PROGRAM

PROJECT TITLE: Masonic Drive Corridor Improvements		PROJECT CATEGORY: Streets	
PROJECT NUMBER: 261004		COUNCIL DISTRICT # 5	
DIVISION: Planning & Economic Development		DEPARTMENT: Engineering	

PROJECT BUDGET

REVENUE BREAKDOWN

REVENUE SOURCES				GAEDA	SALES TAX BONDS 2008	TOTAL
PRIOR BDGTS				25,000	2,060,000	2,085,000
PRIOR EXP					1,868,971	1,868,971
BUDGET C/O				25,000	191,029	216,029
2014-2015					150,000	150,000
2015-2016						
2016-2017						
2017-2018						
2018-2019						
Future Funding						
TOTAL COST				25,000	2,210,000	2,235,000

EXPENDITURE BREAKDOWN

EXPENDITURE BREAKDOWN	ENGINEERING	TESTING	LAND ACQUISITION	CONSTRUCTION	OTHER	TOTAL
PRIOR BDGTS					2,085,000	2,085,000
2014-2015					150,000	150,000
2015-2016						
2016-2017						
2017-2018						
2018-2019						
Future Funding						
TOTAL COST					2,235,000	2,235,000

PROJECT SPECIFICATIONS

PROJECT DESCRIPTION:

Develop a new streetscape along Masonic Drive that will attract and encourage businesses to redevelop the area and begin to establish a new identity for the corridor. Access to and improvement of City assets along the corridor such as the Alexandria Zoological Park, Bringham Golf Course, and other facilities in Alexandria City Park fronting both sides of Masonic Drive will be incorporated into the design. The streets and sidewalks will be designed to accommodate biking and pedestrians along with cars in a safe manner.

PROJECT JUSTIFICATION:

This will enhance public infrastructure to stimulate private sector development, establishing a new identity for the corridor.

PROJECT PRIORITY:

A

START DATE:

February 2010

EST TIME TO COMPLETE:

1 Year

OPERATING BUDGET EFFECT:

 NONE

 N/A

 SEE DETAIL

SHEET A 2014-2015/2018-2019 CAPITAL IMPROVEMENTS PROGRAM

PROJECT TITLE: North MacArthur Traffic Softening		PROJECT CATEGORY: Streets	
PROJECT NUMBER: 261005		COUNCIL DISTRICT #	
DIVISION: Planning & Economic Development		DEPARTMENT: Engineering	

PROJECT BUDGET

REVENUE BREAKDOWN

REVENUE SOURCES	PROPERTY TAX - 2008	SALES TAX	SALES TAX BONDS 2008	TOTAL
PRIOR BDGTS			4,353,997	4,353,997
PRIOR EXP			438,882	438,882
BUDGET C/O			3,915,115	3,915,115
2014-2015			(2,000,000)	(2,000,000)
2015-2016				
2016-2017				
2017-2018		1,000,000		1,000,000
2018-2019		500,000		500,000
Future Funding				
TOTAL COST		1,500,000	2,353,997	3,853,997

EXPENDITURE BREAKDOWN

EXPENDITURE BREAKDOWN	ENGINEERING	TESTING	LAND ACQUISITION	CONSTRUCTION	OTHER	TOTAL
PRIOR BDGTS				4,353,997		4,353,997
2014-2015				(2,000,000)		(2,000,000)
2015-2016						
2016-2017						
2017-2018				1,000,000		1,000,000
2018-2019				500,000		500,000
Future Funding						
TOTAL COST				3,853,997		3,853,997

PROJECT SPECIFICATIONS

PROJECT DESCRIPTION: Develop a new streetscape along North MacArthur Drive that will attract and encourage businesses to redevelop the area and begin to establish a new identity for the corridor. Landscaping will be augmented, along with opportunities for walking and biking.			
PROJECT JUSTIFICATION: This will enhance public infrastructure to stimulate private sector development, establishing a new identity for the corridor.			
PROJECT PRIORITY:	A	EST TIME TO COMPLETE:	1 Year
START DATE:	February 2010	OPERATING BUDGET EFFECT:	
	<input checked="" type="checkbox"/> NONE	<input type="checkbox"/> N/A	<input type="checkbox"/> SEE DETAIL

SHEET A 2014-2015/2018-2019 CAPITAL IMPROVEMENTS PROGRAM

PROJECT TITLE: Bolton Avenue Traffic Softening	PROJECT CATEGORY: Streets
PROJECT NUMBER: 261006	COUNCIL DISTRICT #
DIVISION: Planning & Economic Development	DEPARTMENT: Engineering

PROJECT BUDGET**REVENUE BREAKDOWN**

REVENUE SOURCES	PROPERTY TAX - 2008	SALES TAX	LTD TAX BONDS 2008	TOTAL
PRIOR BDGTS	241,711	709,423	1,848,866	2,800,000
PRIOR EXP	12,999	123,779	1,848,866	1,985,644
BUDGET C/0	228,712	585,644	0	814,356
2014-2015	100,000			100,000
2015-2016				
2016-2017		900,000		900,000
2017-2018				
2018-2019				
Future Funding				
TOTAL COST	341,711	1,609,423	1,848,866	3,800,000

EXPENDITURE BREAKDOWN

EXPENDITURE BREAKDOWN	ENGINEERING	TESTING	LAND ACQUISITION	CONSTRUCTION	OTHER	TOTAL
PRIOR BDGTS				2,800,000		2,800,000
2014-2015				100,000		100,000
2015-2016						
2016-2017				900,000		900,000
2017-2018						
2018-2019						
Future Funding						
TOTAL COST				3,800,000		3,800,000

PROJECT SPECIFICATIONS**PROJECT DESCRIPTION:**

Develop a new streetscape along Bolton Avenue that will attract and encourage businesses to redevelop the area and begin to establish a new identity for the corridor. Elements of the area's historic background will be reincorporated into the design. Parks and open green space will be incorporated along with pedestrian access.

PROJECT JUSTIFICATION:

This will enhance public infrastructure to stimulate private sector development, establishing a new identity for the corridor.

PROJECT PRIORITY: A

START DATE: N/A

EST TIME TO COMPLETE:

OPERATING BUDGET EFFECT:

NONE

N/A

SEE DETAIL

SHEET A 2014-2015/2018-2019 CAPITAL IMPROVEMENTS PROGRAM

PROJECT TITLE: MPO Street Overlays	PROJECT CATEGORY: Streets
PROJECT NUMBER: 261201	COUNCIL DISTRICT # 3
DIVISION: Planning & Economic Development	DEPARTMENT: Engineering

PROJECT BUDGET

REVENUE BREAKDOWN

REVENUE SOURCES	FEDERAL FUNDS	SALES TAX	TOTAL
PRIOR BDGTS	4,544,233	1,400,000	5,944,233
PRIOR EXP	4,544,233	1,440,362	5,984,595
BUDGET C/0	0	(40,362)	(40,362)
2014-2015		100,000	100,000
2015-2016			
2016-2017			
2017-2018			
2018-2019			
Future Funding			
TOTAL COST	4,544,233	1,500,000	6,044,233

EXPENDITURE BREAKDOWN

EXPENDITURE BREAKDOWN	ENGINEERING	TESTING	LAND ACQUISITION	CONSTRUCTION	OTHER	TOTAL
PRIOR BDGTS				5,944,233		5,944,233
2014-2015				100,000		100,000
2015-2016						
2016-2017						
2017-2018						
2018-2019						
Future Funding						
TOTAL COST				6,044,233		6,044,233

PROJECT SPECIFICATIONS

PROJECT DESCRIPTION:

Resurfacing and reconstruction of multiple streets in the City.

PROJECT JUSTIFICATION:

Streets are in deteriorated condition and need repair. This is funded 80% by FHWA/DOTD with a match of 20% City funds.

PROJECT PRIORITY:

A

START DATE: February 2010

EST TIME TO COMPLETE:

1 Year

OPERATING BUDGET EFFECT:

 NONE

 N/A

 SEE DETAIL

SHEET A 2014-2015/2018-2019 CAPITAL IMPROVEMENTS PROGRAM

PROJECT TITLE: Masonic Drive Corridor Improvements Ph 2	PROJECT CATEGORY: Streets
PROJECT NUMBER: 261203	COUNCIL DISTRICT # 3
DIVISION: Planning & Economic Development	DEPARTMENT: Engineering

PROJECT BUDGET

REVENUE BREAKDOWN

REVENUE SOURCES					SALES TAX	TOTAL
PRIOR BDGTS					290,000	290,000
PRIOR EXP					134,185	134,185
BUDGET C/0					155,815	155,815
2014-2015						
2015-2016						
2016-2017						
2017-2018						
2018-2019						
Future Funding						
TOTAL COST					290,000	290,000

EXPENDITURE BREAKDOWN

EXPENDITURE BREAKDOWN	ENGINEERING	TESTING	LAND ACQUISITION	CONSTRUCTION	OTHER	TOTAL
PRIOR BDGTS				290,000		290,000
2014-2015						
2015-2016						
2016-2017						
2017-2018						
2018-2019						
Future Funding						
TOTAL COST				290,000		290,000

PROJECT SPECIFICATIONS

PROJECT DESCRIPTION: Sidewalk additions from Texas Avenue to the Service Road near the South Circle.			
PROJECT JUSTIFICATION: Improve safety for pedestrians along the Masonic Drive commercial corridor.			
PROJECT PRIORITY:	A	EST TIME TO COMPLETE:	1 Year
START DATE:	February 2010	OPERATING BUDGET EFFECT:	
	<input checked="" type="checkbox"/> NONE	<input type="checkbox"/> N/A	<input type="checkbox"/> SEE DETAIL

SHEET A 2014-2015/2018-2019 CAPITAL IMPROVEMENTS PROGRAM

PROJECT TITLE: Hudson Bridge at Hynson Bayou	PROJECT CATEGORY: Streets
PROJECT NUMBER: 261204	COUNCIL DISTRICT # 3
DIVISION: Planning & Economic Development	DEPARTMENT: Engineering

PROJECT BUDGET

REVENUE BREAKDOWN

REVENUE SOURCES				SALES TAX BONDS 2008	SALES TAX	TOTAL
PRIOR BDGTS				1,400,000	100,000	1,500,000
PRIOR EXP				22,554	86,154	108,708
BUDGET C/0				1,377,446	13,846	1,391,292
2014-2015					100,000	100,000
2015-2016						
2016-2017						
2017-2018						
2018-2019						
Future Funding						
TOTAL COST				1,400,000	200,000	1,600,000

EXPENDITURE BREAKDOWN

EXPENDITURE BREAKDOWN	ENGINEERING	TESTING	LAND ACQUISITION	CONSTRUCTION	OTHER	TOTAL
PRIOR BDGTS				1,500,000		1,500,000
2014-2015				100,000		100,000
2015-2016						
2016-2017						
2017-2018						
2018-2019						
Future Funding						
TOTAL COST				1,600,000		1,600,000

PROJECT SPECIFICATIONS

PROJECT DESCRIPTION: Replace existing bridge.			
PROJECT JUSTIFICATION: Existing bridge has deteriorating wooden pilings.			
PROJECT PRIORITY:	A	EST TIME TO COMPLETE:	1 Year
START DATE:	February 2010	OPERATING BUDGET EFFECT:	
	X NONE		N/A
			SEE DETAIL

SHEET A 2014-2015/2018-2019 CAPITAL IMPROVEMENTS PROGRAM

PROJECT TITLE: Directional Signage & Striping		PROJECT CATEGORY: Streets	
PROJECT NUMBER: 261302		COUNCIL DISTRICT # 3	
DIVISION: Planning & Economic Development		DEPARTMENT: Engineering	

PROJECT BUDGET

REVENUE BREAKDOWN

REVENUE SOURCES					SALES TAX	TOTAL
PRIOR BDGTS					40,000	40,000
PRIOR EXP					140	140
BUDGET C/O					39,860	39,860
2014-2015					100,000	100,000
2015-2016					100,000	100,000
2016-2017					100,000	100,000
2017-2018					100,000	100,000
2018-2019					100,000	100,000
Future Funding						
TOTAL COST					540,000	540,000

EXPENDITURE BREAKDOWN

EXPENDITURE BREAKDOWN	ENGINEERING	TESTING	LAND ACQUISITION	CONSTRUCTION	OTHER	TOTAL
PRIOR BDGTS					40,000	40,000
2014-2015					100,000	100,000
2015-2016					100,000	100,000
2016-2017					100,000	100,000
2017-2018					100,000	100,000
2018-2019					100,000	100,000
Future Funding						
TOTAL COST					540,000	540,000

PROJECT SPECIFICATIONS

PROJECT DESCRIPTION:

Improve signage and striping for vehicular traffic throughout the City.

PROJECT JUSTIFICATION:

Assist in directing citizens to points of interest such as cultural activities.

PROJECT PRIORITY:

A

START DATE: February 2010

EST TIME TO COMPLETE:

1 Year

OPERATING BUDGET EFFECT:

NONE

N/A

SEE DETAIL

SHEET A 2014-2015/2018-2019 CAPITAL IMPROVEMENTS PROGRAM

PROJECT TITLE: MPO Versailles Lighting	PROJECT CATEGORY: Streets
PROJECT NUMBER: 261304	COUNCIL DISTRICT # 3
DIVISION: Planning & Economic Development	DEPARTMENT: Engineering

PROJECT BUDGET

REVENUE BREAKDOWN

REVENUE SOURCES				PROPERTY TAX - 2008	SALES TAX BONDS 2008	TOTAL
PRIOR BDGTS				250,000	150,000	400,000
PRIOR EXP					30,890	30,890
BUDGET C/O				250,000	119,110	369,110
2014-2015				150,000		150,000
2015-2016						
2016-2017						
2017-2018						
2018-2019						
Future Funding						
TOTAL COST				400,000	150,000	550,000

EXPENDITURE BREAKDOWN

EXPENDITURE BREAKDOWN	ENGINEERING	TESTING	LAND ACQUISITION	CONSTRUCTION	OTHER	TOTAL
PRIOR BDGTS					400,000	400,000
2014-2015					150,000	150,000
2015-2016						
2016-2017						
2017-2018						
2018-2019						
Future Funding						
TOTAL COST					550,000	550,000

PROJECT SPECIFICATIONS

PROJECT DESCRIPTION: Provide and upgrade existing street lighting on Versailles Boulevard from Jackson Street Extension to Coliseum Boulevard.			
PROJECT JUSTIFICATION: Improve and enhance lighting for vehicular and pedestrian traffic.			
PROJECT PRIORITY:	A	EST TIME TO COMPLETE:	1 Year
START DATE:	February 2010	OPERATING BUDGET EFFECT:	
	<input checked="" type="checkbox"/> NONE	<input type="checkbox"/> N/A	<input type="checkbox"/> SEE DETAIL

SHEET A 2014-2015/2018-2019 CAPITAL IMPROVEMENTS PROGRAM

PROJECT TITLE: Bolton & Rapides Avenue Intersection Improvements	PROJECT CATEGORY: Streets
PROJECT NUMBER: 261306	COUNCIL DISTRICT # 3
DIVISION: Planning & Economic Development	DEPARTMENT: Engineering

PROJECT BUDGET

REVENUE BREAKDOWN

REVENUE SOURCES				PROPERTY TAX - 2008	SALES TAX	TOTAL
PRIOR BDGTS					100,000	100,000
PRIOR EXP						
BUDGET C/0					100,000	100,000
2014-2015				260,900	39,100	300,000
2015-2016						
2016-2017						
2017-2018						
2018-2019						
Future Funding						
TOTAL COST				260,900	139,100	400,000

EXPENDITURE BREAKDOWN

EXPENDITURE BREAKDOWN	ENGINEERING	TESTING	LAND ACQUISITION	CONSTRUCTION	OTHER	TOTAL
PRIOR BDGTS					100,000	100,000
2014-2015					300,000	300,000
2015-2016						
2016-2017						
2017-2018						
2018-2019						
Future Funding						
TOTAL COST					400,000	400,000

PROJECT SPECIFICATIONS

PROJECT DESCRIPTION: Construct a roundabout at this intersection. The City has requested 80% participation by the State as Bolton Avenue is LA Highway 1.			
PROJECT JUSTIFICATION: Improve traffic flow and enhance safety travelling through this intersection.			
PROJECT PRIORITY:	A	EST TIME TO COMPLETE:	1 Year
START DATE:	February 2010	OPERATING BUDGET EFFECT:	
	<input checked="" type="checkbox"/> NONE	<input type="checkbox"/> N/A	<input type="checkbox"/> SEE DETAIL

SHEET A 2014-2015/2018-2019 CAPITAL IMPROVEMENTS PROGRAM

PROJECT TITLE: MPO Sidewalk Improvements- Monroe Street	PROJECT CATEGORY: Streets
PROJECT NUMBER: 261307	COUNCIL DISTRICT # 3
DIVISION: Planning & Economic Development	DEPARTMENT: Engineering

PROJECT BUDGET**REVENUE BREAKDOWN**

REVENUE SOURCES				FEDERAL FUNDS	PROPERTY TAX - 2008	TOTAL
PRIOR BDGTS				1,471,292	421,887	1,893,179
PRIOR EXP				17,006	4,251	21,257
BUDGET C/0				1,454,286	417,636	1,871,922
2014-2015						
2015-2016						
2016-2017						
2017-2018						
2018-2019						
Future Funding						
TOTAL COST				1,471,292	421,887	1,893,179

EXPENDITURE BREAKDOWN

EXPENDITURE BREAKDOWN	ENGINEERING	TESTING	LAND ACQUISITION	CONSTRUCTION	OTHER	TOTAL
PRIOR BDGTS				1,743,179	150,000	1,893,179
2014-2015						
2015-2016						
2016-2017						
2017-2018						
2018-2019						
Future Funding						
TOTAL COST				1,743,179	150,000	1,893,179

PROJECT SPECIFICATIONS**PROJECT DESCRIPTION:**

Construction of sidewalk along Monroe corridor and Texas Avenue corridor where none exist. Also will construct handicap ramps at intersections on Texas Avenue. 80% of construction costs will be funded by the State.

PROJECT JUSTIFICATION:

Improve pedestrian safety in 2 heavily traveled corridors.

PROJECT PRIORITY:

A

START DATE: February 2010**EST TIME TO COMPLETE:**

1 Year

OPERATING BUDGET EFFECT: NONE N/A SEE DETAIL

SHEET A 2014-2015/2018-2019 CAPITAL IMPROVEMENTS PROGRAM

PROJECT TITLE: North/Memorial Intersection Improvements	PROJECT CATEGORY: Streets
PROJECT NUMBER: 261401	COUNCIL DISTRICT # 3
DIVISION: Planning & Economic Development	DEPARTMENT: Engineering

PROJECT BUDGET

REVENUE BREAKDOWN

REVENUE SOURCES				SALES TAX BONDS 2008	PROPERTY TAX - 2008	TOTAL
PRIOR BDGTS				69,000	131,000	200,000
PRIOR EXP						
BUDGET C/O				69,000	131,000	200,000
2014-2015				(69,000)	(131,000)	(200,000)
2015-2016						
2016-2017						
2017-2018						
2018-2019						
Future Funding						
TOTAL COST						

EXPENDITURE BREAKDOWN

EXPENDITURE BREAKDOWN	ENGINEERING	TESTING	LAND ACQUISITION	CONSTRUCTION	OTHER	TOTAL
PRIOR BDGTS				200,000		200,000
2014-2015				(200,000)		(200,000)
2015-2016						
2016-2017						
2017-2018						
2018-2019						
Future Funding						
TOTAL COST						

PROJECT SPECIFICATIONS

PROJECT DESCRIPTION:

Construct a roundabout at this intersection. The City has requested 80% participation by the State through MPO STP funding

PROJECT JUSTIFICATION:

Improve traffic flow and enhance safety travelling through this intersection.

PROJECT PRIORITY:

A

START DATE: February 2010

EST TIME TO COMPLETE:

1 Year

OPERATING BUDGET EFFECT:

 NONE N/A SEE DETAIL

SHEET A 2014-2015/2018-2019 CAPITAL IMPROVEMENTS PROGRAM

PROJECT TITLE: Hudson Bridge Chatlain Canal	PROJECT CATEGORY: Streets
PROJECT NUMBER: 261501	COUNCIL DISTRICT # 3
DIVISION: Planning & Economic Development	DEPARTMENT: Engineering

PROJECT BUDGET

REVENUE BREAKDOWN

REVENUE SOURCES				SALES TAX BONDS 2008	PROPERTY TAX - 2008	TOTAL
PRIOR BDGTS						
PRIOR EXP						
BUDGET C/0						
2014-2015				69,000	131,000	200,000
2015-2016						
2016-2017						
2017-2018						
2018-2019						
Future Funding					1,400,000	1,400,000
TOTAL COST				69,000	1,531,000	1,600,000

EXPENDITURE BREAKDOWN

EXPENDITURE BREAKDOWN	ENGINEERING	TESTING	LAND ACQUISITION	CONSTRUCTION	OTHER	TOTAL
PRIOR BDGTS						
2014-2015	200,000					200,000
2015-2016						
2016-2017						
2017-2018						
2018-2019						
Future Funding				1,400,000		1,400,000
TOTAL COST	200,000			1,400,000		1,600,000

PROJECT SPECIFICATIONS

PROJECT DESCRIPTION:
Replace existing bridge on Hudson Road as it crosses the Chatlain Canal.

PROJECT JUSTIFICATION:
The bridge is in need of replacement due to deteriorated piling. Load limits have been reduced and further decay could result in the closure of the bridge.

PROJECT PRIORITY: A
START DATE: 2015 **EST TIME TO COMPLETE:** 2 Years
OPERATING BUDGET EFFECT:
 NONE N/A SEE DETAIL

F. PUBLIC SAFETY - POLICE

TABLE OF CONTENTS

<i>PUBLIC SAFETY - POLICE</i>			PAGE
501301	Communications Upgrade	4
501401	Pistol Range Improvements	5
501501	Radio System 700 MHz Statewide	6
501502	Pistol Range Classroom	7
501503	Metal Building-Command Bus	8
501504	Parking Canopies	9

2014-2015

**COMBINED CAPITAL PROJECTS
SOURCES OF FUNDING SUMMARY**

PUBLIC SAFETY - POLICE

PROJECT IDENTIFICATION	SALES TAXES	SALES TAX BONDS 08	AD VAL TAX-08	FEDERAL FUNDS	STATE FUNDS	UTILITY FUND	TOTALS
Radio System 700 Mhz Statewide	371,200						371,200
Pistol Range Classroom	200,000						200,000
Metal Building-Command Bus	71,350						71,350
Parking Canopies	127,785						127,785
Total Police	770,335	0	0	0	0	0	770,335

**2014-2015
GENERAL CAPITAL PROJECTS
FIVE YEAR CAPITAL PLAN**

POLICE

PROJ #	PROJECT IDENTIFICATION	BUDGET C/O	FISCAL YEAR					TOTAL 5 YEAR	BEYOND 2019	TOTAL COST	
			14-15	15-16	16-17	17-18	18-19				
501301	Communications Upgrade	58,165						0		58,165	
501401	Pistol Range Improvements	133,971						0		133,971	
501501	Radio System 700 MHz Statewide		371,200					371,200		371,200	
501502	Pistol Range Classroom		200,000					200,000		200,000	
501503	Metal Building-Command Bus		71,350					71,350		71,350	
501504	Parking Canopies		127,785					127,785		127,785	
Total Police			192,136	770,335	0	0	0	0	770,335	0	962,471

- * Project Number to be Assigned
- @ New or Revised Projects
- Projects to be closed

SHEET A 2014-2015/2018-2019 CAPITAL IMPROVEMENTS PROGRAM

PROJECT TITLE: Communications System Upgrade	PROJECT CATEGORY: Public Safety
PROJECT NUMBER: 501301	COUNCIL DISTRICT # N/A
DIVISION: Police	DEPARTMENT: Police

PROJECT BUDGET

REVENUE BREAKDOWN

REVENUE SOURCES					SALES TAX BONDS 2008	TOTAL
PRIOR BDGTS					58,165	58,165
PRIOR EXP						
BUDGET C/O					58,165	58,165
2014-2015						
2015-2016						
2016-2017						
2017-2018						
2018-2019						
BEYOND 2019						
TOTAL COST					58,165	58,165

EXPENDITURE BREAKDOWN

EXPENDITURE BREAKDOWN	ENGINEERING	TESTING	LAND ACQUISITION	CONSTRUCTION	OTHER	TOTAL
PRIOR BDGTS					58,165	58,165
2014-2015						
2015-2016						
2016-2017						
2017-2018						
2018-2019						
BEYOND 2019						
TOTAL COST					58,165	58,165

PROJECT SPECIFICATIONS

PROJECT DESCRIPTION: Programming and installation of radio equipment for the 10 state channels assigned to APD including console radios.		
PROJECT JUSTIFICATION: Needed upgrade in communications equipment.		
PROJECT PRIORITY:		
START DATE: 2012	EST TIME TO COMPLETE:	1 Year
OPERATING BUDGET EFFECT:		
<input type="checkbox"/> NONE	<input type="checkbox"/> N/A	<input type="checkbox"/> SEE DETAIL

SHEET A 2014-2015/2018-2019 CAPITAL IMPROVEMENTS PROGRAM

PROJECT TITLE: Pistol Range Improvements	PROJECT CATEGORY: Public Safety
PROJECT NUMBER: 501401	COUNCIL DISTRICT # N/A
DIVISION: Police	DEPARTMENT: Police

PROJECT BUDGET

REVENUE BREAKDOWN

REVENUE SOURCES					SALES TAX	TOTAL
PRIOR BDGTS					140,000	140,000
PRIOR EXP					6,029	6,029
BUDGET C/O					133,971	133,971
2014-2015						
2015-2016						
2016-2017						
2017-2018						
2018-2019						
BEYOND 2019						
TOTAL COST					140,000	140,000

EXPENDITURE BREAKDOWN

EXPENDITURE BREAKDOWN	ENGINEERING	TESTING	LAND ACQUISITION	CONSTRUCTION	OTHER	TOTAL
PRIOR BDGTS					140,000	140,000
2014-2015						
2015-2016						
2016-2017						
2017-2018						
2018-2019						
BEYOND 2019						
TOTAL COST					140,000	140,000

PROJECT SPECIFICATIONS

PROJECT DESCRIPTION:

Replacement and improvement of overhead baffle system. This baffle is engineered to prevent any live rounds from exiting the range compound. It consists of a series of laminated steel overhead baffles - supported by upright poles. This system is used by the Dallas Police Department to prevent the accidental escape of live fired rounds.

PROJECT JUSTIFICATION:

There are people and property in the line of fire down range. This safety system is needed to prevent loss of life, injury, and property damage.

PROJECT PRIORITY:

START DATE: 2015

EST TIME TO COMPLETE:

1 Year

OPERATING BUDGET EFFECT:

NONE

N/A

SEE DETAIL

SHEET A 2014-2015/2018-2019 CAPITAL IMPROVEMENTS PROGRAM

PROJECT TITLE: Radio System 700 MHz Statewide	PROJECT CATEGORY: Public Safety
PROJECT NUMBER: 501501	COUNCIL DISTRICT # N/A
DIVISION: Police	DEPARTMENT: Police

PROJECT BUDGET

REVENUE BREAKDOWN

REVENUE SOURCES					SALES TAX	TOTAL
PRIOR BDGTS						
PRIOR EXP						
BUDGET C/O						
2014-2015					371,200	371,200
2015-2016						
2016-2017						
2017-2018						
2018-2019						
BEYOND 2019						
TOTAL COST					371,200	371,200

EXPENDITURE BREAKDOWN

EXPENDITURE BREAKDOWN	ENGINEERING	TESTING	LAND ACQUISITION	CONSTRUCTION	OTHER	TOTAL
PRIOR BDGTS						
2014-2015					371,200	371,200
2015-2016						
2016-2017						
2017-2018						
2018-2019						
BEYOND 2019						
TOTAL COST					371,200	371,200

PROJECT SPECIFICATIONS

PROJECT DESCRIPTION: Radio Dispatch System that operates on 700 MHz. Will include replacing all 3 dispatch consoles, controller, combiners, routers, and switches.			
PROJECT JUSTIFICATION: This will provide state wide coverage to dispatch center, police units, and portable radios. Will have commucation interoperability with every parish in the state in case of emergencies, and will allow encryption of all channels to prevent monitoring of radio communications. Most public safety agencies in state have already converted to this system.			
PROJECT PRIORITY:		EST TIME TO COMPLETE:	1 Year
START DATE: 2015			
OPERATING BUDGET EFFECT:	NONE	N/A	SEE DETAIL

SHEET A 2014-2015/2018-2019 CAPITAL IMPROVEMENTS PROGRAM

PROJECT TITLE: Pistol Range Classroom	PROJECT CATEGORY: Public Safety
PROJECT NUMBER: 501502	COUNCIL DISTRICT # N/A
DIVISION: Police	DEPARTMENT: Police

PROJECT BUDGET

REVENUE BREAKDOWN

REVENUE SOURCES					SALES TAX	TOTAL
PRIOR BDGTS						
PRIOR EXP						
BUDGET C/O						
2014-2015					200,000	200,000
2015-2016						
2016-2017						
2017-2018						
2018-2019						
BEYOND 2019						
TOTAL COST					200,000	200,000

EXPENDITURE BREAKDOWN

EXPENDITURE BREAKDOWN	ENGINEERING	TESTING	LAND ACQUISITION	CONSTRUCTION	OTHER	TOTAL
PRIOR BDGTS						
2014-2015					200,000	200,000
2015-2016						
2016-2017						
2017-2018						
2018-2019						
BEYOND 2019						
TOTAL COST					200,000	200,000

PROJECT SPECIFICATIONS

PROJECT DESCRIPTION: Classroom Building with Simulator Room, Driving Simulator Room and Office for Academy Staff.		
PROJECT JUSTIFICATION: Existing Building is old and deteriorated, and additional space is needed for a classroom.		
PROJECT PRIORITY:		
START DATE: 2012	EST TIME TO COMPLETE:	1 Year
OPERATING BUDGET EFFECT:		
<input type="checkbox"/> NONE	<input type="checkbox"/> N/A	<input type="checkbox"/> SEE DETAIL

SHEET A 2014-2015/2018-2019 CAPITAL IMPROVEMENTS PROGRAM

PROJECT TITLE: Metal Building - Command Bus/Crime Scene	PROJECT CATEGORY: Public Safety
PROJECT NUMBER: 501503	COUNCIL DISTRICT # N/A
DIVISION: Police	DEPARTMENT: Police

PROJECT BUDGET

REVENUE BREAKDOWN

REVENUE SOURCES					SALES TAX	TOTAL
PRIOR BDGTS						
PRIOR EXP						
BUDGET C/0						
2014-2015					71,350	71,350
2015-2016						
2016-2017						
2017-2018						
2018-2019						
BEYOND 2019						
TOTAL COST					71,350	71,350

EXPENDITURE BREAKDOWN

EXPENDITURE BREAKDOWN	ENGINEERING	TESTING	LAND ACQUISITION	CONSTRUCTION	OTHER	TOTAL
PRIOR BDGTS						
2014-2015					71,350	71,350
2015-2016						
2016-2017						
2017-2018						
2018-2019						
BEYOND 2019						
TOTAL COST					71,350	71,350

PROJECT SPECIFICATIONS

PROJECT DESCRIPTION:

Erect a metal building 35' X 40' X 16' with 2 14' roll up doors, 1 12' roll up door, 3 walk in doors and needed wiring. Will be located on existing parking lot.

PROJECT JUSTIFICATION:

This will secure the Command Bus from weather and vandalism extending it's useful life. Will also give crime scene a secure location to process vehicles for finger prints, blood, hair, or other items eliminating possible contamination of evidence.

PROJECT PRIORITY:

START DATE: 2015

EST TIME TO COMPLETE:

1 Year

OPERATING BUDGET EFFECT:

NONE

N/A

SEE DETAIL

SHEET A 2014-2015/2018-2019 CAPITAL IMPROVEMENTS PROGRAM

PROJECT TITLE: Parking Canopies	PROJECT CATEGORY: Public Safety
PROJECT NUMBER: 501504	COUNCIL DISTRICT # N/A
DIVISION: Police	DEPARTMENT: Police

PROJECT BUDGET

REVENUE BREAKDOWN

REVENUE SOURCES					SALES TAX	TOTAL
PRIOR BDGTS						
PRIOR EXP						
BUDGET C/0						
2014-2015					127,785	127,785
2015-2016						
2016-2017						
2017-2018						
2018-2019						
BEYOND 2019						
TOTAL COST					127,785	127,785

EXPENDITURE BREAKDOWN

EXPENDITURE BREAKDOWN	ENGINEERING	TESTING	LAND ACQUISITION	CONSTRUCTION	OTHER	TOTAL
PRIOR BDGTS						
2014-2015					127,785	127,785
2015-2016						
2016-2017						
2017-2018						
2018-2019						
BEYOND 2019						
TOTAL COST					127,785	127,785

PROJECT SPECIFICATIONS

PROJECT DESCRIPTION:

One single sloping canopy approximately 215 ft long to be erected over parking spaces, 2 single canopies erected over walkway leading to main building. Will also include needed electrical wiring and lighting.

PROJECT JUSTIFICATION:

This will protect police units from weather and the lighting will deter vandalism. Walkways will be covered to protect machinery and personnel from weather.

PROJECT PRIORITY:

START DATE: 2015

EST TIME TO COMPLETE:

1 Year

OPERATING BUDGET EFFECT:

NONE

N/A

SEE DETAIL

2014-2015/2018-2019 CAPITAL IMPROVEMENTS BUDGET

*****THIS PAGE LEFT BLANK*****

G. PUBLIC SAFETY - FIRE

TABLE OF CONTENTS

		<u>PUBLIC SAFETY - FIRE</u>	<u>PAGE</u>
600503	Fire Station Relocation	4
601301	Pumper Truck Replacement	5

2014-2015

**COMBINED CAPITAL PROJECTS
SOURCES OF FUNDING SUMMARY**

PUBLIC SAFETY - FIRE

PROJECT IDENTIFICATION	SALES TAXES	SALES TAX BONDS 08	AD VAL TAX- 08	FEDERAL FUNDS	STATE FUNDS	UTILITY FUND	TOTALS
Pumper Truck Replacement		650,000					650,000
Total Fire	0	650,000	0	0	0	0	650,000

**2014-2015
GENERAL CAPITAL PROJECTS
FIVE YEAR CAPITAL PLAN**

FIRE

PROJ #	PROJECT IDENTIFICATION	BUDGET C/O	FISCAL YEAR					TOTAL 5 YEAR	BEYOND 2019	TOTAL COST
			14-15	15-16	16-17	17-18	18-19			
600503	Fire Station Relocation	332,076		2,200,000	450,000			2,650,000	8,000,000	10,982,076
601301	Pumper Truck Replacement	11,142	650,000					650,000		661,142
Total Fire		343,218	650,000	2,200,000	450,000	0	0	3,300,000	8,000,000	11,643,218

- * Project Number to be Assigned
- @ New or Revised Projects
- Projects to be closed

SHEET A 2014-2015/2018-2019 CAPITAL IMPROVEMENTS PROGRAM

PROJECT TITLE: Fire Station Relocation	PROJECT CATEGORY: Public Safety
PROJECT NUMBER: 600503	COUNCIL DISTRICT # N/A
DIVISION: Fire	DEPARTMENT: Fire

PROJECT BUDGET

REVENUE BREAKDOWN

REVENUE SOURCES		PROPERTY	SALES	SALES TAX	SALES TAX	TOTAL
		TAX 2008	TAX	BONDS 2008	BONDS 2004	
PRIOR BDGTS			200,000	3,834,074	1,215,926	5,250,000
PRIOR EXP				3,701,998	1,215,926	4,917,924
BUDGET C/O			200,000	132,076	0	332,076
2014-2015						
2015-2016		1,700,000	500,000			2,200,000
2016-2017			450,000			450,000
2017-2018						
2018-2019						
BEYOND 2019					8,000,000	8,000,000
TOTAL COST		1,700,000	1,150,000	3,834,074	9,215,926	15,900,000

EXPENDITURE BREAKDOWN

EXPENDITURE BREAKDOWN	ENGINEERING	TESTING	LAND ACQUISITION	CONSTRUCTION	OTHER	TOTAL
PRIOR BDGTS	400,000			4,850,000		5,250,000
2014-2015						
2015-2016				2,200,000		2,200,000
2016-2017				450,000		450,000
2017-2018						
2018-2019						
BEYOND 2019				8,000,000		8,000,000
TOTAL COST	400,000			15,500,000		15,900,000

PROJECT SPECIFICATIONS

PROJECT DESCRIPTION:

Study the location of existing fire stations and replace those deemed in poor locations where indicated.

PROJECT JUSTIFICATION:

Very little relocation has been done since the 1950's. Current locations may not maximize the use of the trucks and crews.

PROJECT PRIORITY:

A

START DATE:

2006

EST TIME TO COMPLETE:

3 Years

OPERATING BUDGET EFFECT:

 NONE

 X N/A

 SEE DETAIL

SHEET A 2014-2015/2018-2019 CAPITAL IMPROVEMENTS PROGRAM

PROJECT TITLE: Pumper Truck Replacement	PROJECT CATEGORY: Public Safety
PROJECT NUMBER: 601301	COUNCIL DISTRICT # N/A
DIVISION: Fire	DEPARTMENT: Fire

PROJECT BUDGET

REVENUE BREAKDOWN

REVENUE SOURCES			SALES TAX BONDS 2004	SALES TAX	TOTAL
PRIOR BDGTS				650,000	650,000
PRIOR EXP				638,858	638,858
BUDGET C/O				11,142	11,142
2014-2015			650,000		650,000
2015-2016					
2016-2017					
2017-2018					
2018-2019					
BEYOND 2019					0
TOTAL COST			650,000	650,000	1,300,000

EXPENDITURE BREAKDOWN

EXPENDITURE BREAKDOWN	ENGINEERING	TESTING	LAND ACQUISITION	CONSTRUCTION	OTHER	TOTAL
PRIOR BDGTS					650,000	650,000
2014-2015					650,000	650,000
2015-2016						
2016-2017						
2017-2018						
2018-2019						
BEYOND 2019						
TOTAL COST					1,300,000	1,300,000

PROJECT SPECIFICATIONS

PROJECT DESCRIPTION:
Purchase of a replacement Fire Pumper Truck.

PROJECT JUSTIFICATION:
This will replace one of the existing 1995 Pierce Pumper trucks, that is becoming costly to maintain.

PROJECT PRIORITY: A

START DATE: 2015 **EST TIME TO COMPLETE:** 1 Year

OPERATING BUDGET EFFECT:
 NONE X N/A SEE DETAIL

2014-2015/2018-2019 CAPITAL IMPROVEMENTS BUDGET

*****THIS PAGE LEFT BLANK*****

H. PARKS & RECREATION

TABLE OF CONTENTS

		<u>PARKS AND RECREATION</u>	<u>PAGE</u>
440901	Recreational Park Improvements	4
441301	Lincoln Park Improvements	5

2014-2015

**COMBINED CAPITAL PROJECTS
SOURCES OF FUNDING SUMMARY**

PARKS AND RECREATION

PROJECT IDENTIFICATION	SALES TAXES	SALES TAX BONDS 08	AD VAL TAX- 08	FEDERAL FUNDS	STATE FUNDS	UTILITY FUND	TOTALS
Recreational Park Improvements		500,000					500,000
Total Parks and Recreation	0	500,000	0	0	0	0	500,000

2014-2015

GENERAL CAPITAL PROJECTS
FIVE YEAR CAPITAL PLAN

PARKS AND RECREATION

PROJ #	PROJECT IDENTIFICATION	BUDGET C/O	FISCAL YEAR					TOTAL 5 YEAR	BEYOND 2019	TOTAL COST
			14-15	15-16	16-17	17-18	18-19			
440901	Recreational Park Improvements	1,585,949	500,000					500,000		2,085,949
441301	Lincoln Park Improvements	2,215						0		2,215
Total Park/Recreation		1,588,164	500,000	0	0	0	0	500,000	0	2,088,164

- * Project Number to be Assigned
- @ New or Revised Projects
- Projects to be closed

SHEET A 2014-2015/2018-2019 CAPITAL IMPROVEMENTS PROGRAM

PROJECT TITLE: Recreational Park Improvements	PROJECT CATEGORY: Parks
PROJECT NUMBER: 440901	COUNCIL DISTRICT # N/A
DIVISION: Public Works	DEPARTMENT: Parks & Recreation

PROJECT BUDGET

REVENUE BREAKDOWN

REVENUE SOURCES	SALES TAX BONDS 2008	LIMITED TAX BONDS 2008	AD VAL TAX 2008	SALES TAX	TOTAL
PRIOR BDGTS		516,438	3,768,600	2,257,040	6,542,078
PRIOR EXP		516,438	3,768,600	671,091	4,956,129
BUDGET C/O		0	0	1,585,949	1,585,949
2014-2015	500,000				500,000
2015-2016					
2016-2017					
2017-2018					
2018-2019					
BEYOND 2019					
TOTAL COST	500,000	516,438	3,768,600	2,257,040	7,042,078

EXPENDITURE BREAKDOWN

EXPENDITURE BREAKDOWN	ENGINEERING	TESTING	LAND ACQUISITION	CONSTRUCTION	OTHER	TOTAL
PRIOR BDGTS					6,542,078	6,542,078
2014-2015					500,000	500,000
2015-2016						
2016-2017						
2017-2018						
2018-2019						
BEYOND 2019						
TOTAL COST					7,042,078	7,042,078

PROJECT SPECIFICATIONS

PROJECT DESCRIPTION: Improvement and expansion of several recreational facilities within the City, including Harmon Park Playground, City Park Playground, Cheatham Park Playground, Frank O Hunter Park. Development of a new park in Acadian Village and redevelopment of the abandoned Martin Park. Some planned improvements include restrooms, tables, benches, lighting, parking, and landscaping.			
PROJECT JUSTIFICATION: Comprehensive improvements of the recreational opportunities within the City.			
PROJECT PRIORITY:	A	EST TIME TO COMPLETE:	
START DATE:	N/A	OPERATING BUDGET EFFECT:	
	X NONE		N/A SEE DETAIL

SHEET A 2014-2015/2018-2019 CAPITAL IMPROVEMENTS PROGRAM

PROJECT TITLE: Lincoln Park Improvements	PROJECT CATEGORY: Parks
PROJECT NUMBER: 441301	COUNCIL DISTRICT # N/A
DIVISION: Public Works	DEPARTMENT: Parks & Recreation

PROJECT BUDGET

REVENUE BREAKDOWN

REVENUE SOURCES				Rapides Foundation	SALES TAX	TOTAL
PRIOR BDGTS				25,000	12,000	37,000
PRIOR EXP				25,000	9,785	34,785
BUDGET C/0				0	2,215	2,215
2014-2015						
2015-2016						
2016-2017						
2017-2018						
2018-2019						
BEYOND 2019						
TOTAL COST				25,000	12,000	37,000

EXPENDITURE BREAKDOWN

EXPENDITURE BREAKDOWN	ENGINEERING	TESTING	LAND ACQUISITION	CONSTRUCTION	OTHER	TOTAL
PRIOR BDGTS					37,000	37,000
2014-2015						
2015-2016						
2016-2017						
2017-2018						
2018-2019						
BEYOND 2019						
TOTAL COST					37,000	37,000

PROJECT SPECIFICATIONS

PROJECT DESCRIPTION:
Construction of a walking trail and other improvements.

PROJECT JUSTIFICATION:
Add to recreational opportunities in this neighborhood.

PROJECT PRIORITY: A

START DATE: N/A **EST TIME TO COMPLETE:**

OPERATING BUDGET EFFECT:
 NONE N/A SEE DETAIL

2014-2015/2018-2019 CAPITAL IMPROVEMENTS BUDGET

THIS PAGE LEFT BLANK

I. ZOOLOGICAL PARK

TABLE OF CONTENTS

	<i><u>ZOOLOGICAL PARK</u></i>	PAGE
430902	Renovation of South America Section	4
431401	AV System	5
431402	Renovation of Animal Hospital	6
431501	Zoo Senescence Mitigation	7

2014-2015

**COMBINED CAPITAL PROJECTS
SOURCES OF FUNDING SUMMARY**

ZOOLOGICAL PARK

PROJECT IDENTIFICATION	SALES TAXES	SALES TAX BONDS 08	AD VAL TAX- 08	FEDERAL FUNDS	STATE FUNDS	UTILITY FUND	TOTALS
Renovation of South America Section	75,000						75,000
AV System	75,000						75,000
Renovation of Animal Hospital	60,000						60,000
Zoo Senescence Mitigation	458,000						458,000
Total Zoo	668,000	0	0	0	0	0	668,000
Total General Capital	3,594,801	0	2,385,900	0	0	100,000	6,080,701

CITY OF ALEXANDRIA

**2014-2015
GENERAL CAPITAL PROJECTS
FIVE YEAR CAPITAL PLAN**

ZOOLOGICAL PARK

PROJ #	PROJECT IDENTIFICATION	BUDGET C/O	FISCAL YEAR					TOTAL 5 YEAR	BEYOND 2019	TOTAL COST
			14-15	15-16	16-17	17-18	18-19			
430902	Renovation of South America Secti	153,126	75,000					75,000		228,126
431401	AV System	75,000	75,000					75,000		150,000
431402	Renovation of Animal Hospital	340,000	60,000					60,000		400,000
431501	Zoo Senescence Mitigation	0	458,000	300,000	300,000	300,000	300,000	1,658,000		1,658,000
Total Zoological Park		568,126	668,000	300,000	300,000	300,000	300,000	1,868,000	0	2,436,126
TOTAL GENERAL CAPITAL PROJECT		43,542,034	6,080,701	5,532,000	4,107,000	5,595,000	4,395,000	25,709,701	21,610,000	90,861,735

SHEET A 2014-2015/2018-2019 CAPITAL IMPROVEMENTS PROGRAM

PROJECT TITLE: Renovation of South America Section	PROJECT CATEGORY: Zoological Park
PROJECT NUMBER: 430902	COUNCIL DISTRICT # 4
DIVISION: Public Works	DEPARTMENT: Zoo

PROJECT BUDGET

REVENUE BREAKDOWN

REVENUE SOURCES	LIMITED TAX BONDS 2008	SALES TAX BONDS 2008	SALES TAX	TOTAL
PRIOR BDGTS	316,541	1,714,000	1,415,189	3,445,730
PRIOR EXP	316,541	1,714,000	1,261,663	3,292,204
BUDGET C/0	0	0	153,526	153,526
2014-2015			75,000	75,000
2015-2016				
2016-2017				
2017-2018				
2018-2019				
BEYOND 2019				
TOTAL COST	316,541	1,714,000	1,490,189	3,520,730

EXPENDITURE BREAKDOWN

EXPENDITURE BREAKDOWN	ENGINEERING	TESTING	LAND ACQUISITION	CONSTRUCTION	OTHER	TOTAL
PRIOR BDGTS	233,730			3,212,000		3,445,730
2014-2015				75,000		75,000
2015-2016						
2016-2017						
2017-2018						
2018-2019						
BEYOND 2019						
TOTAL COST	233,730			3,287,000		3,520,730

PROJECT SPECIFICATIONS

PROJECT DESCRIPTION:

Increase the size of the jaguar, spectacled bear, ocelot, and primate enclosures.

PROJECT JUSTIFICATION:

Allows for realistic environments and more accommodating housing for the animals and a more exciting visitor experience.

PROJECT PRIORITY:

START DATE: N/A EST TIME TO COMPLETE: 10 months

OPERATING BUDGET EFFECT:

NONE N/A SEE DETAIL

SHEET A 2014-2015/2018-2019 CAPITAL IMPROVEMENTS PROGRAM

PROJECT TITLE: AV System	PROJECT CATEGORY: Zoological Park
PROJECT NUMBER: 431401	COUNCIL DISTRICT # 4
DIVISION: Public Works	DEPARTMENT: Zoo

PROJECT BUDGET

REVENUE BREAKDOWN

REVENUE SOURCES					SALES TAX	TOTAL
PRIOR BDGTS					75,000	75,000
PRIOR EXP						
BUDGET C/O					75,000	75,000
2014-2015					75,000	75,000
2015-2016						
2016-2017						
2017-2018						
2018-2019						
BEYOND 2019						
TOTAL COST					150,000	150,000

EXPENDITURE BREAKDOWN

EXPENDITURE BREAKDOWN	ENGINEERING	TESTING	LAND ACQUISITION	CONSTRUCTION	OTHER	TOTAL
PRIOR BDGTS					75,000	75,000
2014-2015					75,000	75,000
2015-2016						
2016-2017						
2017-2018						
2018-2019						
BEYOND 2019						
TOTAL COST					150,000	150,000

PROJECT SPECIFICATIONS

PROJECT DESCRIPTION:

Will add extensive CCTV and Zoned Audio public address and automated messaging systems. This includes an IP camera system and NVR servers. The audio section includes IP distribution and SIP interface from zoned messaging, paging and kiosk interfaces for centralized management.

PROJECT JUSTIFICATION:

The CCTV system is primarily a risk management tool to limit liability for slip and falls and other incidents. It is also a security tool for point of sales operations and other vandalism and theft. This system will replace and expand upon the system destroyed by Hurricane Gustav. This opening in exposure has raised theft and vandalism considerably. The ability to communicate with the public is critical for reasons such as approaching weather, security incidents, lockdown instructions, and lost children. The zoned system will provide the capability for localized announcements. A SIP interface to phone systems will tie in with City wide emergency communication.

PROJECT PRIORITY:

START DATE: 2015

EST TIME TO COMPLETE:

6 Months

OPERATING BUDGET EFFECT:

 NONE N/A SEE DETAIL

SHEET A 2014-2015/2018-2019 CAPITAL IMPROVEMENTS PROGRAM

PROJECT TITLE: Renovation of Animal Hospital	PROJECT CATEGORY: Zoological Park
PROJECT NUMBER: 431402	COUNCIL DISTRICT # 4
DIVISION: Public Works	DEPARTMENT: Zoo

PROJECT BUDGET

REVENUE BREAKDOWN

REVENUE SOURCES					SALES TAX	TOTAL
PRIOR BDGTS					340,000	340,000
PRIOR EXP						
BUDGET C/O					340,000	340,000
2014-2015					60,000	60,000
2015-2016						
2016-2017						
2017-2018						
2018-2019						
BEYOND 2019						
TOTAL COST					400,000	400,000

EXPENDITURE BREAKDOWN

EXPENDITURE BREAKDOWN	ENGINEERING	TESTING	LAND ACQUISITION	CONSTRUCTION	OTHER	TOTAL
PRIOR BDGTS					340,000	340,000
2014-2015					60,000	60,000
2015-2016						
2016-2017						
2017-2018						
2018-2019						
BEYOND 2019						
TOTAL COST					400,000	400,000

PROJECT SPECIFICATIONS

PROJECT DESCRIPTION:
Expansion of Animal Hospital to include updates such as to the Sterile Surgery Room to meet current requirements and an office for the Veterinarian.

PROJECT JUSTIFICATION:
Recent inspections by AZA and USDA mandated these changes. The original hospital was built in the 1980's with limited resources, reflecting a clear need for updating and expansion.

PROJECT PRIORITY:

START DATE: 2015 **EST TIME TO COMPLETE:** 6 Months

OPERATING BUDGET EFFECT:
 NONE N/A SEE DETAIL

SHEET A 2014-2015/2018-2019 CAPITAL IMPROVEMENTS PROGRAM

PROJECT TITLE: Zoo Senescence Mitigation	PROJECT CATEGORY: Zoological Park
PROJECT NUMBER: 431501	COUNCIL DISTRICT # 4
DIVISION: Public Works	DEPARTMENT: Zoo

PROJECT BUDGET

REVENUE BREAKDOWN

REVENUE SOURCES					SALES TAX	TOTAL
PRIOR BDGTS						
PRIOR EXP						
BUDGET C/O						
2014-2015					458,000	458,000
2015-2016					300,000	300,000
2016-2017					300,000	300,000
2017-2018					300,000	300,000
2018-2019					300,000	300,000
BEYOND 2019						
TOTAL COST					1,658,000	1,658,000

EXPENDITURE BREAKDOWN

EXPENDITURE BREAKDOWN	ENGINEERING	TESTING	LAND ACQUISITION	CONSTRUCTION	OTHER	TOTAL
PRIOR BDGTS						
2014-2015					458,000	458,000
2015-2016					300,000	300,000
2016-2017					300,000	300,000
2017-2018					300,000	300,000
2018-2019					300,000	300,000
BEYOND 2019						
TOTAL COST					1,658,000	1,658,000

PROJECT SPECIFICATIONS

PROJECT DESCRIPTION: This will include electrical infrastructure improvements, exhibit improvements to meet code and health standards, water conservation measures to reduce water consumption, deployment of electrical generators at selected locations, and other items as needed.			
PROJECT JUSTIFICATION: The Zoo needs substantial infrastructure improvements to take advantage of new technology and to counter the inevitable effects of time and usage in order to remain the treasured asset that it is to the City and the surrounding community that enjoys it use.			
PROJECT PRIORITY:			
START DATE: N/A	EST TIME TO COMPLETE:		N/A
OPERATING BUDGET EFFECT:			
<input type="checkbox"/> NONE	<input type="checkbox"/> N/A	<input checked="" type="checkbox"/>	SEE DETAIL

2014-2015/2018-2019 CAPITAL IMPROVEMENTS BUDGET

*****THIS PAGE LEFT BLANK*****

TABLE OF CONTENTS

	<u>COMMUNITY DEVELOPMENT</u>		<u>PAGE</u>
000853	Green Oak Drainage Ph 2	4
000854	Monroe Street Sidewalks	5
000855	Aaron Street Sidewalks	6

2014-2015

**COMBINED CAPITAL PROJECTS
SOURCES OF FUNDING SUMMARY**

COMMUNITY DEVELOPMENT

PROJECT IDENTIFICATION	SALES TAXES	SALES TAX BONDS 08	AD VAL TAX- 08	FEDERAL FUNDS	STATE FUNDS	UTILITY FUND	TOTALS
							0
	0	0	0	0	0	0	0
Total CDBG Capital	0	0	0	0	0	0	0

2014-2015

ENTERPRISE CAPITAL PROJECTS
FIVE YEAR CAPITAL PLAN

COMMUNITY DEVELOPMENT BLOCK GRANT

PROJ #	PROJECT IDENTIFICATION	BUDGET C/O	FISCAL YEAR					TOTAL 5 YEAR	BEYOND 2019	TOTAL COST
			14-15	15-16	16-17	17-18	18-19			
000853	Green Oak Drainage Ph 2	72,824						0		72,824
000854	Monroe Street Sidewalks	(2,646)						0		(2,646)
000855	Aaron Street Sidewalks	(7,403)						0		(7,403)
TOTAL CDBG		62,775	0	0	0	0	0	0	0	62,775

- * Project Number to be Assigned
- @ New or Revised Projects
- Projects to be closed

SHEET A 2014-2015/2018-2019 CAPITAL IMPROVEMENTS PROGRAM

PROJECT TITLE: Green Oak Drainage Ph 2	PROJECT CATEGORY: Streets and Drainage
PROJECT NUMBER: 000853	COUNCIL DISTRICT # 3
DIVISION: Planning	DEPARTMENT: Community Development

PROJECT BUDGET

REVENUE BREAKDOWN

REVENUE SOURCES					CDBG	TOTAL
PRIOR BDGTS					178,191	178,191
PRIOR EXP					105,367	105,367
BUDGET C/O					72,824	72,824
2014-2015						
2015-2016						
2016-2017						
2017-2018						
2018-2019						
BEYOND 2019						
TOTAL COST					178,191	178,191

EXPENDITURE BREAKDOWN

EXPENDITURE BREAKDOWN	ENGINEERING	TESTING	LAND ACQUISITION	CONSTRUCTION	OTHER	TOTAL
PRIOR BDGTS				178,191		178,191
2014-2015						
2015-2016						
2016-2017						
2017-2018						
2018-2019						
BEYOND 2019						
TOTAL COST				178,191		178,191

PROJECT SPECIFICATIONS

PROJECT DESCRIPTION:			
PROJECT JUSTIFICATION:			
PROJECT PRIORITY:	A	EST TIME TO COMPLETE:	6 months
START DATE:	2008	OPERATING BUDGET EFFECT:	
	<input type="checkbox"/> NONE	<input checked="" type="checkbox"/> N/A	<input type="checkbox"/> SEE DETAIL

K. ENTERPRISE CAPITAL PROJECTS

2014-2015

**COMBINED ENTERPRISE CAPITAL PROJECTS
SOURCES OF FUNDING SUMMARY**

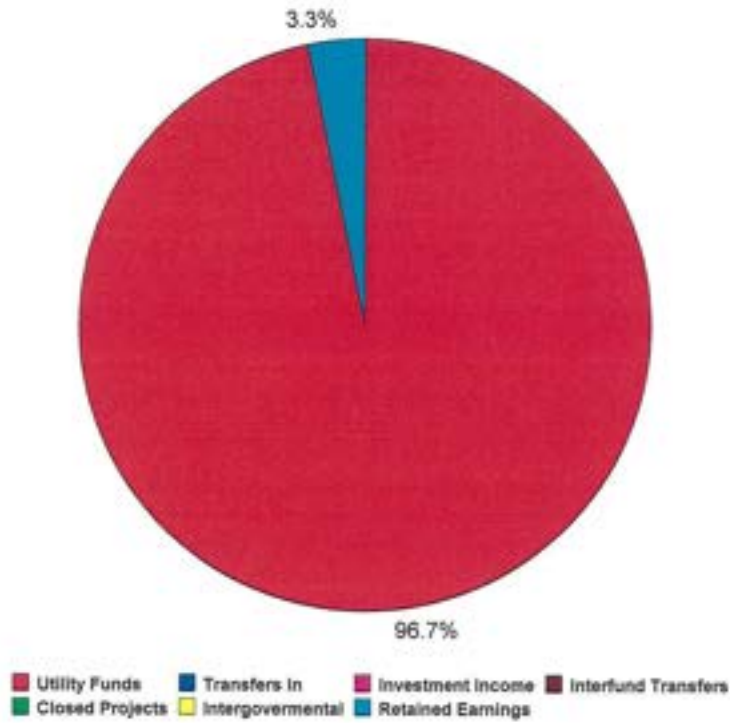
PROJECT IDENTIFICATION	SALES TAXES	SALES TAX BONDS 08	AD VAL TAX- 08	FEDERAL FUNDS	STATE FUNDS	UTILITY FUND	TOTALS
SUMMARY							
SOURCES OF FUNDING							
Current Year Transfers	0					3,951,654	3,951,654
(Less Debt Service)							0
Interest Income						0	0
Transfers From Prior Projects							0
Interfund Transfer Utility Fund							0
Interfund Transfer General Fund							0
Intergovernmental				0			0
Private Contributions							0
Debt Proceeds						0	0
Other							0
Fund Balance	0	0	0	0	0	0	0
TOTAL	0	0	0	0	0	3,951,654	3,951,654
EXPENDITURES							
Enterprise CIP - Utility Fund	0	0	0	0	0	3,951,654	3,951,654
Enterprise CIP - Transit System	0	0	0	0	0	0	0
Enterprise CIP - Sanitation Fund	0	0	0	0	0	0	0
TOTAL	0	0	0	0	0	3,951,654	3,951,654
UNAPPRPTD BALANCE	0	0	0	0	0	0	0

CITY OF ALEXANDRIA

ENTERPRISE CAPITAL PROJECTS

2014/2015 REVENUES AND EXPENSES

Revenues



Expenses

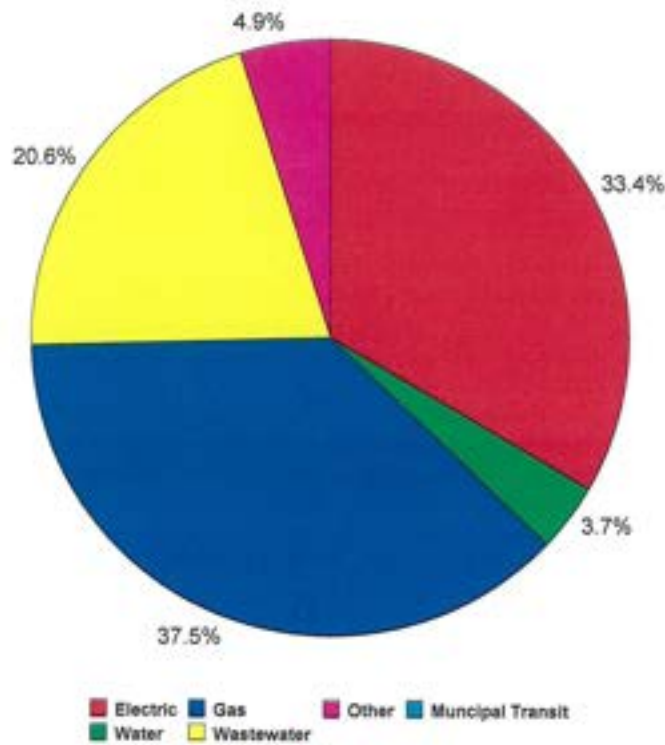


TABLE OF CONTENTS

	<u><i>ELECTRIC</i></u>	<u>PAGE</u>
729202	Circuit Reconductoring	4
720003	Replace Distribution Breakers	5
720202	Upgrade SCADA System	6
720601	138 KV Pole Change Out	7
720702	Substation Oil Containment	8
720801	Electric Utility Relocation	9
720804	Substation Maintenance	10
720805	Distribution Feeder Maintenance	11
720807	Vacuum Pump	12
720901	Upgrade Transformers at Prescott	13
720903	138 KV Pilot Wire Replacement	14
720905	Sterkx Rd Transformer Rep	15
721003	Buhlow Bridge Relocation-Electric	16
721101	Power Generation Additions	17
721201	Turbine Inspection Units 3 & 4	18
721202	Bearing Inspection Units 3 & 4	19
721203	#3 & #4 Boiler Maint Upgrade	20
721301	Retube E Boiler Feed Water Heater	21
721302	138 KV Transmission Upgrade	22
721401	DG Hunter Units #5-11	23
721402	Bayou Cove Acquisition	24
721501	Port Distribution Improvements	25
721502	Bayou Cove #1 Comb Inspection	26
721503	Bayou Cove #1 Capital Imp	27
721504	Pecan Bayou Subdivision Ph 1	28
721505	Pecan Bayou Subdivision Ph 2	29
*	Pecan Bayou Subdivision Ph 3	30

2014-2015

**COMBINED CAPITAL PROJECTS
SOURCES OF FUNDING SUMMARY**

ELECTRIC

PROJECT IDENTIFICATION	SALES TAXES	SALES TAX BONDS 08	AD VAL TAX- 08	FEDERAL FUNDS	STATE FUNDS	UTILITY FUND	TOTALS
Circuit Reconductoring						125,000	125,000
Electric Utility Relocation						150,000	150,000
Substation Maintenance						115,000	115,000
Distribution Feeder Maintenance						125,000	125,000
138 KV Pilot Wire Replacement						250,000	250,000
Turbine Inspection Units 3 & 4						(75,000)	(75,000)
Bearing Inspection Units 3 & 4						(35,000)	(35,000)
Retube E Boiler Feed Water Heater						(150,000)	(150,000)
Port Distribution Improvements						105,000	105,000
Bayou Cove #1 Comb Inspection						400,000	400,000
Bayou Cove #1 Capital Imp						75,000	75,000
Pecan Bayou Subdivision Ph 1						185,000	185,000
Pecan Bayou Subdivision Ph 2						95,000	95,000
Total Electric	0	0	0	0	0	1,365,000	1,365,000

2014-2015
ENTERPRISE CAPITAL PROJECTS
FIVE YEAR CAPITAL PLAN

ELECTRIC

PROJ #	PROJECT IDENTIFICATION	BUDGET C/O	FISCAL YEAR					TOTAL 5 YEAR	BEYOND 2019	TOTAL COST	
			14-15	15-16	16-17	17-18	18-19				
729202	Circuit Reconductoring	406,372	125,000	250,000	250,000	250,000	250,000	1,125,000		1,531,372	
720003	Replace Distribution Breakers	30,333						0		30,333	
720202	Upgrade SCADA System	57,117						0		57,117	
720601	138 KV Pole Change Out	634,961						0		634,961	
720702	Substation Oil Containment	23,544						0		23,544	
720801	Electric Utility Relocation	85,054	150,000	200,000	200,000	200,000	200,000	950,000		1,035,054	
720804	Substation Maintenance @	86,868	115,000	115,000	115,000	115,000	115,000	575,000		661,868	
720805	Distribution Feeder Maintenance @	511,573	125,000	200,000	200,000	200,000	200,000	925,000		1,436,573	
720807	Vacuum Pump	50,000						0		50,000	
720901	Upgrade Transformers at Prescott@	111,621						0	950,000	1,061,621	
720903	138 KV Pilot Wire Replacement @	518,074	250,000					250,000		768,074	
720905	Sterkx Rd Transformer Rep @	1,474,853						0		1,474,853	
721003	Buhlow Bridge Relocation-Electric	53,912						0		53,912	
721101	Power Generation Additions	65,035						0		65,035	
721201	Turbine Inspection Units 3 & 4	150,000	(75,000)					(75,000)		75,000	
721202	Bearing Inspection Units 3 & 4	80,000	(35,000)					(35,000)		45,000	
721203	#3 & #4 Boiler Maint Upgrade	26,765						0		26,765	
721301	Retube E Boiler Feed Water Heater	150,000	(150,000)					(150,000)		0	
721302	138 KV Transmission Upgrade	385,689						0		385,689	
721401	DO Hunter Units #5-11	80,231,197									
721402	Bayou Cove Acquisition	1,025,000									
721501	Port Distribution Improvements		105,000					105,000		105,000	
721502	Bayou Cove #1 Comb Inspection		400,000					400,000		400,000	
721503	Bayou Cove #1 Capital Imp		75,000					75,000		75,000	
721504	Pecan Bayou Subdivision Ph 1		185,000					185,000		185,000	
721505	Pecan Bayou Subdivision Ph 2		95,000					95,000		95,000	
*	Pecan Bayou Subdivision Ph 3			125,000				125,000		125,000	
Total Electric			86,157,968	1,365,000	890,000	765,000	765,000	765,000	4,550,000	950,000	10,401,771

* Project Number to be Assigned
@ New or Revised Projects
Projects to be closed

SHEET A 2014-2015/2018-2019 CAPITAL IMPROVEMENTS PROGRAM

PROJECT TITLE: Circuit Reconductoring/ Distribution Voltage	PROJECT CATEGORY: Electric
PROJECT NUMBER: 729202	COUNCIL DISTRICT # N/A
DIVISION: Utilities	DEPARTMENT: Electric Distribution

PROJECT BUDGET

REVENUE BREAKDOWN

REVENUE SOURCES	UTILITY FUND	REVENUE BONDS-'89	TOTAL
PRIOR BDGTS	4,541,605	404,409	4,946,014
PRIOR EXP	4,135,233	404,409	4,539,642
BUDGET C/O	406,372	0	406,372
2014-2015	125,000		125,000
2015-2016	250,000		250,000
2016-2017	250,000		250,000
2017-2018	250,000		250,000
2018-2019	250,000		250,000
BEYOND 2019			
TOTAL COST	5,666,605	404,409	6,071,014

EXPENDITURE BREAKDOWN

EXPENDITURE BREAKDOWN	ENGINEERING	TESTING	LAND ACQUISITION	CONSTRUCTION	OTHER	TOTAL
PRIOR BDGTS	72,000			3,124,014	1,750,000	4,946,014
2014-2015					125,000	125,000
2015-2016					250,000	250,000
2016-2017					250,000	250,000
2017-2018					250,000	250,000
2018-2019					250,000	250,000
BEYOND 2019						
TOTAL COST	72,000			3,124,014	2,875,000	6,071,014

PROJECT SPECIFICATIONS

PROJECT DESCRIPTION:

Replace undersized, old conductors on existing 12.5 KV circuits that have become too small to carry the load required and to replace existing 2.5 KV line with 7.2 KV Distribution.

2006-2007 Budget includes preparation for Recycling Services.

PROJECT JUSTIFICATION:

Continued expansion of the system, along with load growth has made many old circuits inadequate. Voltage regulation, burned connections and customer complaints require upgrades on a continuing schedule as workload and funds allow.

PROJECT PRIORITY:

B

START DATE:

Ongoing

EST TIME TO COMPLETE:

As needed

OPERATING BUDGET EFFECT:

X NONE

N/A

SEE DETAIL

SHEET A 2014-2015/2018-2019 CAPITAL IMPROVEMENTS PROGRAM

PROJECT TITLE: Replace Distribution Breakers at Power Plant	PROJECT CATEGORY: Electric
PROJECT NUMBER: 720003	COUNCIL DISTRICT # N/A
DIVISION: Utilities	DEPARTMENT: Electric Distribution

PROJECT BUDGET**REVENUE BREAKDOWN**

REVENUE SOURCES					UTILITY FUND	TOTAL
PRIOR BDGTS					167,500	167,500
PRIOR EXP					137,167	137,167
BUDGET C/O					30,333	30,333
2014-2015						
2015-2016						
2016-2017						
2017-2018						
2018-2019						
BEYOND 2019						
TOTAL COST					167,500	167,500

EXPENDITURE BREAKDOWN

EXPENDITURE BREAKDOWN	ENGINEERING	TESTING	LAND ACQUISITION	CONSTRUCTION	OTHER	TOTAL
PRIOR BDGTS					167,500	167,500
2014-2015						
2015-2016						
2016-2017						
2017-2018						
2018-2019						
BEYOND 2019						
TOTAL COST					167,500	167,500

PROJECT SPECIFICATIONS**PROJECT DESCRIPTION:**

Replace outdated & obsolete 12.5 KV breakers in Switchgear at Power Plant. Existing will be changed out at a rate of 3 per year by departmental personnel.

PROJECT JUSTIFICATION:

Existing breakers were installed in the mid 1960's and do not have relcosing capabilities.

PROJECT PRIORITY: A**START DATE:** 2004**EST TIME TO COMPLETE:** 4 Years**OPERATING BUDGET EFFECT:**
 NONE

 N/A

 SEE DETAIL

SHEET A 2014-2015/2018-2019 CAPITAL IMPROVEMENTS PROGRAM

PROJECT TITLE: Upgrade SCADA System	PROJECT CATEGORY: Electric
PROJECT NUMBER: 720202	COUNCIL DISTRICT # N/A
DIVISION: Utilities	DEPARTMENT: Electric Distribution

PROJECT BUDGET**REVENUE BREAKDOWN**

REVENUE SOURCES					UTILITY FUND	TOTAL
PRIOR BDGTS					620,000	620,000
PRIOR EXP					562,883	562,883
BUDGET C/O					57,117	57,117
2014-2015						
2015-2016						
2016-2017						
2017-2018						
2018-2019						
BEYOND 2019						
TOTAL COST					620,000	620,000

EXPENDITURE BREAKDOWN

EXPENDITURE BREAKDOWN	ENGINEERING	TESTING	LAND ACQUISITION	CONSTRUCTION	OTHER	TOTAL
PRIOR BDGTS					620,000	620,000
2014-2015						
2015-2016						
2016-2017						
2017-2018						
2018-2019						
BEYOND 2019						
TOTAL COST					620,000	620,000

PROJECT SPECIFICATIONS

PROJECT DESCRIPTION: Install new SCADA control at Electric Distribution Office.			
PROJECT JUSTIFICATION: Current SCADA System (Landis & Gyr 6700) was installed in 1988 and is now obsolete. New systems are PC driven, with accessory programs to monitor, track, & forecast load flow, trends, connectivity for outage reporting and many new features that are functioning at other utilities nationwide, but cannot be installed on our present system.			
PROJECT PRIORITY:	A	EST TIME TO COMPLETE:	1 Year
START DATE:	2003	OPERATING BUDGET EFFECT:	
	X NONE		N/A SEE DETAIL

CITY OF ALEXANDRIA

SHEET A 2014-2015/2018-2019 CAPITAL IMPROVEMENTS PROGRAM

PROJECT TITLE: 138 KV Pole Change Out	PROJECT CATEGORY: Electric
PROJECT NUMBER: 720601	COUNCIL DISTRICT # N/A
DIVISION: Utilities	DEPARTMENT: Electric Distribution

PROJECT BUDGET

REVENUE BREAKDOWN

REVENUE SOURCES					UTILITY FUND	TOTAL
PRIOR BDGTS					1,910,000	1,910,000
PRIOR EXP					1,275,039	1,275,039
BUDGET C/O					634,961	634,961
2014-2015						
2015-2016						
2016-2017						
2017-2018						
2018-2019						
BEYOND 2019						
TOTAL COST					1,910,000	1,910,000

EXPENDITURE BREAKDOWN

EXPENDITURE BREAKDOWN	ENGINEERING	TESTING	LAND ACQUISITION	CONSTRUCTION	OTHER	TOTAL
PRIOR BDGTS				1,070,000	840,000	1,910,000
2014-2015						
2015-2016						
2016-2017						
2017-2018						
2018-2019						
BEYOND 2019						
TOTAL COST				1,070,000	840,000	1,910,000

PROJECT SPECIFICATIONS

PROJECT DESCRIPTION:

Replace approximately 84 transmission poles in the 138 KV Loop. Original poles were installed in the 1960's and had an anticipated life of 30 years. Most of the engineering has been done "in house".

PROJECT JUSTIFICATION:

The 138 KV Loop provides power to all the substations in the system. If 2 sections of the loop are lost simultaneously, many customers would be without power until the 90' and 100' poles could be replaced, which would take too long with existing City crews and equipment.

PROJECT PRIORITY:

A

START DATE:

2005

EST TIME TO COMPLETE:

10 months

OPERATING BUDGET EFFECT:

 NONE

 N/A

 SEE DETAIL

SHEET A 2014-2015/2018-2019 CAPITAL IMPROVEMENTS PROGRAM

PROJECT TITLE: Substation Oil Containment	PROJECT CATEGORY: Electric
PROJECT NUMBER: 720702	COUNCIL DISTRICT # N/A
DIVISION: Utilities	DEPARTMENT: Electric Distribution

PROJECT BUDGET

REVENUE BREAKDOWN

REVENUE SOURCES					UTILITY FUND	TOTAL
PRIOR BDGTS					350,000	350,000
PRIOR EXP					326,456	326,456
BUDGET C/O					23,544	23,544
2014-2015						
2015-2016						
2016-2017						
2017-2018						
2018-2019						
BEYOND 2019						
TOTAL COST					350,000	350,000

EXPENDITURE BREAKDOWN

EXPENDITURE BREAKDOWN	ENGINEERING	TESTING	LAND ACQUISITION	CONSTRUCTION	OTHER	TOTAL
PRIOR BDGTS	50,000			300,000		350,000
2014-2015						
2015-2016						
2016-2017						
2017-2018						
2018-2019						
BEYOND 2019						
TOTAL COST	50,000			300,000		350,000

PROJECT SPECIFICATIONS

PROJECT DESCRIPTION:

Install oil containment around oil filled equipment (transformers, OCB) in substation to prevent spills from failed equipment.

PROJECT JUSTIFICATION:

EPA & DEQ regulations require containment provision around oil filled electrical equipment to prevent contamination of waterways that are subject to run-off from leaks and spills. Affected substations are D.G. Hunter, Willow Glen, Sterkx Road and Prescott Road.

PROJECT PRIORITY:

A

START DATE:

EST TIME TO COMPLETE:

18 months

OPERATING BUDGET EFFECT:

 NONE

 N/A

 SEE DETAIL

SHEET A 2014-2015/2018-2019 CAPITAL IMPROVEMENTS PROGRAM

PROJECT TITLE: Electric Utility Relocations	PROJECT CATEGORY: Electric
PROJECT NUMBER: 720801	COUNCIL DISTRICT # N/A
DIVISION: Utilities	DEPARTMENT: Electric Distribution

PROJECT BUDGET**REVENUE BREAKDOWN**

REVENUE SOURCES					UTILITY FUND	TOTAL
PRIOR BDGTS					500,000	500,000
PRIOR EXP					414,946	414,946
BUDGET C/0					85,054	85,054
2014-2015					150,000	150,000
2015-2016					200,000	200,000
2016-2017					200,000	200,000
2017-2018					200,000	200,000
2018-2019					200,000	200,000
BEYOND 2019						
TOTAL COST					1,450,000	1,450,000

EXPENDITURE BREAKDOWN

EXPENDITURE BREAKDOWN	ENGINEERING	TESTING	LAND ACQUISITION	CONSTRUCTION	OTHER	TOTAL
PRIOR BDGTS	15,000		30,000	455,000		500,000
2014-2015	5,000		10,000	135,000		150,000
2015-2016	5,000		10,000	185,000		200,000
2016-2017	5,000		10,000	185,000		200,000
2017-2018	5,000		10,000	185,000		200,000
2018-2019	5,000		10,000	185,000		200,000
BEYOND 2019						
TOTAL COST	40,000		80,000	1,330,000		1,450,000

PROJECT SPECIFICATIONS**PROJECT DESCRIPTION:**

Relocation of electrical lines and poles for various capital projects throughout the year.

PROJECT JUSTIFICATION:

Presently using Maintenance funds for utility relocations for ditch closures and road improvements. There is no way to anticipate future projects and their relocation costs.

PROJECT PRIORITY:

A

START DATE:**EST TIME TO COMPLETE:**

3 Years

OPERATING BUDGET EFFECT:
 NONE

 N/A

 SEE DETAIL

SHEET A 2014-2015/2018-2019 CAPITAL IMPROVEMENTS PROGRAM

PROJECT TITLE: Substation Maintenance	PROJECT CATEGORY: Electric
PROJECT NUMBER: 720804	COUNCIL DISTRICT # N/A
DIVISION: Utilities	DEPARTMENT: Electric Distribution

PROJECT BUDGET

REVENUE BREAKDOWN

REVENUE SOURCES					UTILITY FUND	TOTAL
PRIOR BDGTS					1,310,000	1,310,000
PRIOR EXP					1,223,132	1,223,132
BUDGET C/O					86,868	86,868
2014-2015					115,000	115,000
2015-2016					115,000	115,000
2016-2017					115,000	115,000
2017-2018					115,000	115,000
2018-2019					115,000	115,000
BEYOND 2019						
TOTAL COST					1,885,000	1,885,000

EXPENDITURE BREAKDOWN

EXPENDITURE BREAKDOWN	ENGINEERING	TESTING	LAND ACQUISITION	CONSTRUCTION	OTHER	TOTAL
PRIOR BDGTS					1,310,000	1,310,000
2014-2015					115,000	115,000
2015-2016					115,000	115,000
2016-2017					115,000	115,000
2017-2018					115,000	115,000
2018-2019					115,000	115,000
BEYOND 2019						
TOTAL COST					1,885,000	1,885,000

PROJECT SPECIFICATIONS

PROJECT DESCRIPTION:

Inspection, testing, and cleaning of all oil filled transformers and Oil Circuit Breakers in the Substations. This would include filtering or replacing the oil as needed and testing all components of the Tap Changers and Oil Circuit Breakers

PROJECT JUSTIFICATION:

Most equipment was installed in the 1960's. Maintenance and testing has not been done for lack of funding. This will more greatly ensure reliability.

PROJECT PRIORITY: A

START DATE:

EST TIME TO COMPLETE: 3 Years

OPERATING BUDGET EFFECT:

X NONE

N/A

SEE DETAIL

SHEET A 2014-2015/2018-2019 CAPITAL IMPROVEMENTS PROGRAM

PROJECT TITLE: Distribution Feeder Maintenance	PROJECT CATEGORY: Electric
PROJECT NUMBER: 720805	COUNCIL DISTRICT # N/A
DIVISION: Utilities	DEPARTMENT: Electric Distribution

PROJECT BUDGET**REVENUE BREAKDOWN**

REVENUE SOURCES					UTILITY FUND	TOTAL
PRIOR BDGTS					1,350,000	1,350,000
PRIOR EXP					838,427	838,427
BUDGET C/O					511,573	511,573
2014-2015					125,000	125,000
2015-2016					200,000	200,000
2016-2017					200,000	200,000
2017-2018					200,000	200,000
2018-2019					200,000	200,000
BEYOND 2019						
TOTAL COST					2,275,000	2,275,000

EXPENDITURE BREAKDOWN

EXPENDITURE BREAKDOWN	ENGINEERING	TESTING	LAND ACQUISITION	CONSTRUCTION	OTHER	TOTAL
PRIOR BDGTS					1,350,000	1,350,000
2014-2015					125,000	125,000
2015-2016					200,000	200,000
2016-2017					200,000	200,000
2017-2018					200,000	200,000
2018-2019					200,000	200,000
BEYOND 2019						
TOTAL COST					2,275,000	2,275,000

PROJECT SPECIFICATIONS

PROJECT DESCRIPTION: Upgrade and rehab main feeder circuits coming from substations.			
PROJECT JUSTIFICATION: There are 61 major circuits feeding from substations and spread out to service customers. An organized, continuing maintenance program is needed to ensure system reliability.			
PROJECT PRIORITY:	A	EST TIME TO COMPLETE:	Ongoing
START DATE:		OPERATING BUDGET EFFECT:	
	X NONE		N/A
			SEE DETAIL

SHEET A 2014-2015/2018-2019 CAPITAL IMPROVEMENTS PROGRAM

PROJECT TITLE: Vacuum Pump	PROJECT CATEGORY: Electric
PROJECT NUMBER: 720807	COUNCIL DISTRICT # N/A
DIVISION: Utilities	DEPARTMENT: Electric Production

PROJECT BUDGET

REVENUE BREAKDOWN

REVENUE SOURCES					UTILITY FUND	TOTAL
PRIOR BDGTS					50,000	50,000
PRIOR EXP						
BUDGET C/O					50,000	50,000
2014-2015						
2015-2016						
2016-2017						
2017-2018						
2018-2019						
BEYOND 2019						
TOTAL COST					50,000	50,000

EXPENDITURE BREAKDOWN

EXPENDITURE BREAKDOWN	ENGINEERING	TESTING	LAND ACQUISITION	CONSTRUCTION	OTHER	TOTAL
PRIOR BDGTS					50,000	50,000
2014-2015						
2015-2016						
2016-2017						
2017-2018						
2018-2019						
BEYOND 2019						
TOTAL COST					50,000	50,000

PROJECT SPECIFICATIONS

PROJECT DESCRIPTION: To purchase and install a vacuum pump for Unit #3 Condenser.			
PROJECT JUSTIFICATION: The present air ejector has been in service since 1965 and is obsolete. A vacuum pump could make this system more reliable.			
PROJECT PRIORITY:	A	EST TIME TO COMPLETE:	1 Year
START DATE:	2004	OPERATING BUDGET EFFECT:	
	X NONE		N/A SEE DETAIL

SHEET A 2014-2015/2018-2019 CAPITAL IMPROVEMENTS PROGRAM

PROJECT TITLE: Upgrade Transformers at Prescott Substation	PROJECT CATEGORY: Electric
PROJECT NUMBER: 720901	COUNCIL DISTRICT # N/A
DIVISION: Utilities	DEPARTMENT: Electric Distribution

PROJECT BUDGET

REVENUE BREAKDOWN

REVENUE SOURCES					UTILITY FUND	TOTAL
PRIOR BDGTS					929,199	929,199
PRIOR EXP					817,578	817,578
BUDGET C/0					111,621	111,621
2014-2015						
2015-2016						
2016-2017						
2017-2018						
2018-2019						
BEYOND 2019					950,000	950,000
TOTAL COST					1,879,199	1,879,199

EXPENDITURE BREAKDOWN

EXPENDITURE BREAKDOWN	ENGINEERING	TESTING	LAND ACQUISITION	CONSTRUCTION	OTHER	TOTAL
PRIOR BDGTS	179,199				750,000	929,199
2014-2015						
2015-2016						
2016-2017						
2017-2018						
2018-2019						
BEYOND 2019	55,000			895,000		950,000
TOTAL COST	234,199			895,000	750,000	1,879,199

PROJECT SPECIFICATIONS

PROJECT DESCRIPTION: Install 2 each 28 MVA 138,000/12470 volt transformers at Prescott Substation, replacing existing			
PROJECT JUSTIFICATION: Existing transformers were installed in the 1960's, and are too small to carry the current load.			
PROJECT PRIORITY:	A	EST TIME TO COMPLETE:	10 Months
START DATE:		OPERATING BUDGET EFFECT:	
	X NONE		N/A SEE DETAIL

SHEET A 2014-2015/2018-2019 CAPITAL IMPROVEMENTS PROGRAM

PROJECT TITLE: 138 KV Pilot Wire Replacement	PROJECT CATEGORY: Electric
PROJECT NUMBER: 720903	COUNCIL DISTRICT # N/A
DIVISION: Utilities	DEPARTMENT: Electric Distribution

PROJECT BUDGET

REVENUE BREAKDOWN

REVENUE SOURCES					UTILITY FUND	TOTAL
PRIOR BDGTS					1,195,000	1,195,000
PRIOR EXP					676,926	676,926
BUDGET C/0					518,074	518,074
2014-2015					250,000	250,000
2015-2016						
2016-2017						
2017-2018						
2018-2019						
BEYOND 2019						
TOTAL COST					1,445,000	1,445,000

EXPENDITURE BREAKDOWN

EXPENDITURE BREAKDOWN	ENGINEERING	TESTING	LAND ACQUISITION	CONSTRUCTION	OTHER	TOTAL
PRIOR BDGTS	445,000			750,000		1,195,000
2014-2015				250,000		250,000
2015-2016						
2016-2017						
2017-2018						
2018-2019						
BEYOND 2019						
TOTAL COST	445,000			1,000,000		1,445,000

PROJECT SPECIFICATIONS

PROJECT DESCRIPTION: Replace existing pilot communications system with ADSS Fiber Optic Cable.			
PROJECT JUSTIFICATION: Existing pilot wire system does not correctly control the transfer trip scheme between substations. In some instances, cascading 138KV outages have resulted from this poor communication. This problem must be corrected on the the City will face fines from NERC for failing to correct a know misoperation. Excess capacity will be made available for use by other City departments.			
PROJECT PRIORITY:	A	EST TIME TO COMPLETE:	1 Year
START DATE:		OPERATING BUDGET EFFECT:	
	X NONE		N/A SEE DETAIL

SHEET A 2014-2015/2018-2019 CAPITAL IMPROVEMENTS PROGRAM

PROJECT TITLE: Sterkx Road Substation Transformer Replacement	PROJECT CATEGORY: Electric
PROJECT NUMBER: 720905	COUNCIL DISTRICT # N/A
DIVISION: Utilities	DEPARTMENT: Electric Distribution

PROJECT BUDGET

REVENUE BREAKDOWN

REVENUE SOURCES					UTILITY FUND	TOTAL
PRIOR BDGTS					2,540,047	2,540,047
PRIOR EXP					1,065,194	1,065,194
BUDGET C/0					1,474,853	1,474,853
2014-2015						
2015-2016						
2016-2017						
2017-2018						
2018-2019						
BEYOND 2019						
TOTAL COST					2,540,047	2,540,047

EXPENDITURE BREAKDOWN

EXPENDITURE BREAKDOWN	ENGINEERING	TESTING	LAND ACQUISITION	CONSTRUCTION	OTHER	TOTAL
PRIOR BDGTS	340,047				2,200,000	2,540,047
2014-2015						
2015-2016						
2016-2017						
2017-2018						
2018-2019						
BEYOND 2019						
TOTAL COST	340,047				2,200,000	2,540,047

PROJECT SPECIFICATIONS

PROJECT DESCRIPTION: Removal of existing and installation of 20 MVA 12.5 KV transformers.			
PROJECT JUSTIFICATION: Existing 12.5 KV transformers are expected to be overloaded in the next 4 years.			
PROJECT PRIORITY:	A	EST TIME TO COMPLETE:	1 Year
START DATE:			
OPERATING BUDGET EFFECT:	X NONE	N/A	SEE DETAIL

SHEET A 2014-2015/2018-2019 CAPITAL IMPROVEMENTS PROGRAM

PROJECT TITLE: Buhlow Bridge Relocation - Electrical	PROJECT CATEGORY: Electric
PROJECT NUMBER: 721003	COUNCIL DISTRICT # N/A
DIVISION: Utilities	DEPARTMENT: Electric Distribution

PROJECT BUDGET

REVENUE BREAKDOWN

REVENUE SOURCES	STATE DOTD	UTILITY FUND	TOTAL
PRIOR BDGTS	11,290	49,428	60,718
PRIOR EXP		6,806	6,806
BUDGET C/O	11,290	42,622	53,912
2014-2015			
2015-2016			
2016-2017			
2017-2018			
2018-2019			
BEYOND 2019			
TOTAL COST	11,290	49,428	60,718

EXPENDITURE BREAKDOWN

EXPENDITURE BREAKDOWN	ENGINEERING	TESTING	LAND ACQUISITION	CONSTRUCTION	OTHER	TOTAL
PRIOR BDGTS	5,000			30,000	25,718	60,718
2014-2015						
2015-2016						
2016-2017						
2017-2018						
2018-2019						
BEYOND 2019						
TOTAL COST	5,000			30,000	25,718	60,718

PROJECT SPECIFICATIONS

PROJECT DESCRIPTION: Relocation of Utility Infrastructure in preparation of the State's Department of Transportation and Development replacement of the O. K. Allen Bridge over Red River between Alexandria and Pineville.			
PROJECT JUSTIFICATION: The State has deemed the existing bridge as in need of replacement.			
PROJECT PRIORITY:	A	EST TIME TO COMPLETE:	6 months
START DATE:		OPERATING BUDGET EFFECT:	
	X NONE		N/A
			SEE DETAIL

CITY OF ALEXANDRIA

SHEET A 2014-2015/2018-2019 CAPITAL IMPROVEMENTS PROGRAM

PROJECT TITLE: Power Generation Additions & Upgrades	PROJECT CATEGORY: Electric
PROJECT NUMBER: 721101	COUNCIL DISTRICT # N/A
DIVISION: Utilities	DEPARTMENT: Electric Production

PROJECT BUDGET

REVENUE BREAKDOWN

REVENUE SOURCES					UTILITY FUND	TOTAL
PRIOR BDGTS					1,430,000	1,430,000
PRIOR EXP					1,364,965	1,364,965
BUDGET C/O					65,035	65,035
2014-2015						
2015-2016						
2016-2017						
2017-2018						
2018-2019						
BEYOND 2019						
TOTAL COST					1,430,000	1,430,000

EXPENDITURE BREAKDOWN

EXPENDITURE BREAKDOWN	ENGINEERING	TESTING	LAND ACQUISITION	CONSTRUCTION	OTHER	TOTAL
PRIOR BDGTS	500,000		250,000		680,000	1,430,000
2014-2015						
2015-2016						
2016-2017						
2017-2018						
2018-2019						
BEYOND 2019						
TOTAL COST	500,000		250,000		680,000	1,430,000

PROJECT SPECIFICATIONS

PROJECT DESCRIPTION: Feasibility study for the repowering of D. G. Hunter Units #1 and #2 and/or the acquisition of additional generating assets at an alternate site.			
PROJECT JUSTIFICATION: Accomplish the City's stated goal of a self-sufficient long-term power supply option.			
PROJECT PRIORITY:	A	EST TIME TO COMPLETE:	18 months
START DATE:			
OPERATING BUDGET EFFECT:	X NONE	N/A	SEE DETAIL

SHEET A 2014-2015/2018-2019 CAPITAL IMPROVEMENTS PROGRAM

PROJECT TITLE: Turbine Inspection Units 3 & 4	PROJECT CATEGORY: Electric
PROJECT NUMBER: 721201	COUNCIL DISTRICT # N/A
DIVISION: Utilities	DEPARTMENT: Electric Production

PROJECT BUDGET

REVENUE BREAKDOWN

REVENUE SOURCES					UTILITY FUND	TOTAL
PRIOR BDGTS					150,000	150,000
PRIOR EXP						
BUDGET C/O					150,000	150,000
2014-2015					(75,000)	(75,000)
2015-2016						
2016-2017						
2017-2018						
2018-2019						
BEYOND 2019						
TOTAL COST					75,000	75,000

EXPENDITURE BREAKDOWN

EXPENDITURE BREAKDOWN	ENGINEERING	TESTING	LAND ACQUISITION	CONSTRUCTION	OTHER	TOTAL
PRIOR BDGTS					150,000	150,000
2014-2015					(75,000)	(75,000)
2015-2016						
2016-2017						
2017-2018						
2018-2019						
BEYOND 2019						
TOTAL COST					75,000	75,000

PROJECT SPECIFICATIONS

PROJECT DESCRIPTION: Turbine tear down and inspection.			
PROJECT JUSTIFICATION: Required preventive maintenance.			
PROJECT PRIORITY:	A	EST TIME TO COMPLETE:	18 months
START DATE:		OPERATING BUDGET EFFECT:	
	X NONE		N/A SEE DETAIL

SHEET A 2014-2015/2018-2019 CAPITAL IMPROVEMENTS PROGRAM

PROJECT TITLE: Bearing Inspection Units 3 & 4	PROJECT CATEGORY: Electric
PROJECT NUMBER: 721202	COUNCIL DISTRICT # N/A
DIVISION: Utilities	DEPARTMENT: Electric Production

PROJECT BUDGET

REVENUE BREAKDOWN

REVENUE SOURCES					UTILITY FUND	TOTAL
PRIOR BDGTS					80,000	80,000
PRIOR EXP						
BUDGET C/0					80,000	80,000
2014-2015					(35,000)	(35,000)
2015-2016						
2016-2017						
2017-2018						
2018-2019						
BEYOND 2019						
TOTAL COST					45,000	45,000

EXPENDITURE BREAKDOWN

EXPENDITURE BREAKDOWN	ENGINEERING	TESTING	LAND ACQUISITION	CONSTRUCTION	OTHER	TOTAL
PRIOR BDGTS					80,000	80,000
2014-2015					(35,000)	(35,000)
2015-2016						
2016-2017						
2017-2018						
2018-2019						
BEYOND 2019						
TOTAL COST					45,000	45,000

PROJECT SPECIFICATIONS

PROJECT DESCRIPTION: Main rotor bearing inspection.			
PROJECT JUSTIFICATION: Required preventive maintenance.			
PROJECT PRIORITY:	A	EST TIME TO COMPLETE:	18 months
START DATE:		OPERATING BUDGET EFFECT:	
	X NONE		N/A
			SEE DETAIL

SHEET A 2014-2015/2018-2019 CAPITAL IMPROVEMENTS PROGRAM

PROJECT TITLE: #3 & #4 Boiler Maintenance Upgrade	PROJECT CATEGORY: Electric
PROJECT NUMBER: 721203	COUNCIL DISTRICT # N/A
DIVISION: Utilities	DEPARTMENT: Electric Production

PROJECT BUDGET

REVENUE BREAKDOWN

REVENUE SOURCES					UTILITY FUND	TOTAL
PRIOR BDGTS					250,000	250,000
PRIOR EXP					223,235	223,235
BUDGET C/O					26,765	26,765
2014-2015						
2015-2016						
2016-2017						
2017-2018						
2018-2019						
BEYOND 2019						
TOTAL COST					250,000	250,000

EXPENDITURE BREAKDOWN

EXPENDITURE BREAKDOWN	ENGINEERING	TESTING	LAND ACQUISITION	CONSTRUCTION	OTHER	TOTAL
PRIOR BDGTS					250,000	250,000
2014-2015						
2015-2016						
2016-2017						
2017-2018						
2018-2019						
BEYOND 2019						
TOTAL COST					250,000	250,000

PROJECT SPECIFICATIONS

PROJECT DESCRIPTION: Maintenance and inspection of boiler tubes and related equipment.			
PROJECT JUSTIFICATION: Required maintenance.			
PROJECT PRIORITY:	A	EST TIME TO COMPLETE:	18 months
START DATE:		OPERATING BUDGET EFFECT:	
	X NONE		N/A SEE DETAIL

SHEET A 2014-2015/2018-2019 CAPITAL IMPROVEMENTS PROGRAM

PROJECT TITLE: Retube E Boiler Feed Water Heater	PROJECT CATEGORY: Electric
PROJECT NUMBER: 721301	COUNCIL DISTRICT # N/A
DIVISION: Utilities	DEPARTMENT: Electric Production

PROJECT BUDGET

REVENUE BREAKDOWN

REVENUE SOURCES					UTILITY FUND	TOTAL
PRIOR BDGTS					150,000	150,000
PRIOR EXP						
BUDGET C/0					150,000	150,000
2014-2015					(150,000)	(150,000)
2015-2016						
2016-2017						
2017-2018						
2018-2019						
BEYOND 2019						
TOTAL COST						

EXPENDITURE BREAKDOWN

EXPENDITURE BREAKDOWN	ENGINEERING	TESTING	LAND ACQUISITION	CONSTRUCTION	OTHER	TOTAL
PRIOR BDGTS					150,000	150,000
2014-2015					(150,000)	(150,000)
2015-2016						
2016-2017						
2017-2018						
2018-2019						
BEYOND 2019						
TOTAL COST						

PROJECT SPECIFICATIONS

PROJECT DESCRIPTION:
Replace existing tube bundle in the heater.

PROJECT JUSTIFICATION:
Existing unit has been out of service since 2003 due to condition of tubes.

PROJECT PRIORITY: A

START DATE: EST TIME TO COMPLETE: 18 months

OPERATING BUDGET EFFECT:
 NONE N/A SEE DETAIL

SHEET A 2014-2015/2018-2019 CAPITAL IMPROVEMENTS PROGRAM

PROJECT TITLE: 138 KV Transmission Upgrade	PROJECT CATEGORY: Electric
PROJECT NUMBER: 721302	COUNCIL DISTRICT # N/A
DIVISION: Utilities	DEPARTMENT: Electric Production

PROJECT BUDGET

REVENUE BREAKDOWN

REVENUE SOURCES					UTILITY FUND	TOTAL
PRIOR BDGTS					1,348,099	1,348,099
PRIOR EXP					962,410	962,410
BUDGET C/0					385,689	385,689
2014-2015						
2015-2016						
2016-2017						
2017-2018						
2018-2019						
BEYOND 2019						
TOTAL COST					1,348,099	1,348,099

EXPENDITURE BREAKDOWN

EXPENDITURE BREAKDOWN	ENGINEERING	TESTING	LAND ACQUISITION	CONSTRUCTION	OTHER	TOTAL
PRIOR BDGTS					1,348,099	1,348,099
2014-2015						
2015-2016						
2016-2017						
2017-2018						
2018-2019						
BEYOND 2019						
TOTAL COST					1,348,099	1,348,099

PROJECT SPECIFICATIONS

PROJECT DESCRIPTION: Replacement of existing 40 year old conductor.			
PROJECT JUSTIFICATION: Existing conductor is aged and undersized as demand has increased.			
PROJECT PRIORITY:	A	EST TIME TO COMPLETE:	18 months
START DATE:		OPERATING BUDGET EFFECT:	
	X NONE		N/A SEE DETAIL

SHEET A 2014-2015/2018-2019 CAPITAL IMPROVEMENTS PROGRAM

PROJECT TITLE: DG Hunter Units #5-11	PROJECT CATEGORY: Electric
PROJECT NUMBER: 721401	COUNCIL DISTRICT # N/A
DIVISION: Utilities	DEPARTMENT: Electric Production

PROJECT BUDGET

REVENUE BREAKDOWN

REVENUE SOURCES					Utility Revenue Bonds 2013	TOTAL
PRIOR BDGTS					88,000,000	88,000,000
PRIOR EXP					7,768,803	7,768,803
BUDGET C/O					80,231,197	80,231,197
2014-2015						
2015-2016						
2016-2017						
2017-2018						
2018-2019						
BEYOND 2019						
TOTAL COST					88,000,000	88,000,000

EXPENDITURE BREAKDOWN

EXPENDITURE BREAKDOWN	ENGINEERING	TESTING	LAND ACQUISITION	CONSTRUCTION	OTHER	TOTAL
PRIOR BDGTS					88,000,000	88,000,000
2014-2015						
2015-2016						
2016-2017						
2017-2018						
2018-2019						
BEYOND 2019						
TOTAL COST					88,000,000	88,000,000

PROJECT SPECIFICATIONS

PROJECT DESCRIPTION:

Installation of seven (7) 9.3 MW Wartsila natural gas fueled reciprocating engine generators at DG Hunter Electrical Generating Station.

PROJECT JUSTIFICATION:

Provide generation for the City's future electrical resource plan.

PROJECT PRIORITY:

A

START DATE:

EST TIME TO COMPLETE:

18 months

OPERATING BUDGET EFFECT:

 NONE

 N/A

 SEE DETAIL

SHEET A 2014-2015/2018-2019 CAPITAL IMPROVEMENTS PROGRAM

PROJECT TITLE: Bayou Cove Acquisition	PROJECT CATEGORY: Electric
PROJECT NUMBER: 721402	COUNCIL DISTRICT # N/A
DIVISION: Utilities	DEPARTMENT: Electric Production

PROJECT BUDGET

REVENUE BREAKDOWN

REVENUE SOURCES					Utility Revenue Bonds 2014	TOTAL
PRIOR BDGTS					27,800,000	27,800,000
PRIOR EXP					26,775,000	26,775,000
BUDGET C/O					1,025,000	1,025,000
2014-2015						
2015-2016						
2016-2017						
2017-2018						
2018-2019						
BEYOND 2019						
TOTAL COST					27,800,000	27,800,000

EXPENDITURE BREAKDOWN

EXPENDITURE BREAKDOWN	ENGINEERING	TESTING	LAND ACQUISITION	CONSTRUCTION	OTHER	TOTAL
PRIOR BDGTS					27,800,000	27,800,000
2014-2015						
2015-2016						
2016-2017						
2017-2018						
2018-2019						
BEYOND 2019						
TOTAL COST					27,800,000	27,800,000

PROJECT SPECIFICATIONS

PROJECT DESCRIPTION:

Purchase of the 75 MW Bayou Cove #1 Generating Unit.

PROJECT JUSTIFICATION:

Provide generation for the City's future electrical resource plan.

PROJECT PRIORITY:

A

START DATE:

EST TIME TO COMPLETE:

18 months

OPERATING BUDGET EFFECT:

 NONE

 N/A

 SEE DETAIL

SHEET A 2014-2015/2018-2019 CAPITAL IMPROVEMENTS PROGRAM

PROJECT TITLE: Port Distribution Improvements	PROJECT CATEGORY: Electric
PROJECT NUMBER: 721501	COUNCIL DISTRICT # N/A
DIVISION: Utilities	DEPARTMENT: Electric Distribution

PROJECT BUDGET

REVENUE BREAKDOWN

REVENUE SOURCES					UTILITY FUND	TOTAL
PRIOR BDGTS						
PRIOR EXP						
BUDGET C/O						
2014-2015					105,000	105,000
2015-2016						
2016-2017						
2017-2018						
2018-2019						
BEYOND 2019						
TOTAL COST					105,000	105,000

EXPENDITURE BREAKDOWN

EXPENDITURE BREAKDOWN	ENGINEERING	TESTING	LAND ACQUISITION	CONSTRUCTION	OTHER	TOTAL
PRIOR BDGTS						
2014-2015					105,000	105,000
2015-2016						
2016-2017						
2017-2018						
2018-2019						
BEYOND 2019						
TOTAL COST					105,000	105,000

PROJECT SPECIFICATIONS

PROJECT DESCRIPTION: Extend electrical service for expansion and development of the Port of Alexandria.			
PROJECT JUSTIFICATION: Extension of electrical service in this area will add to the utility customer base and aid in economic development.			
PROJECT PRIORITY:	A	EST TIME TO COMPLETE:	18 months
START DATE:		OPERATING BUDGET EFFECT:	
	X NONE		N/A SEE DETAIL

SHEET A 2014-2015/2018-2019 CAPITAL IMPROVEMENTS PROGRAM

PROJECT TITLE: Bayou Cove #1 Comb Inspection	PROJECT CATEGORY: Electric
PROJECT NUMBER: 721502	COUNCIL DISTRICT # N/A
DIVISION: Utilities	DEPARTMENT: Electric Production

PROJECT BUDGET

REVENUE BREAKDOWN

REVENUE SOURCES					UTILITY FUND	TOTAL
PRIOR BDGTS						
PRIOR EXP						
BUDGET C/0						
2014-2015					400,000	400,000
2015-2016						
2016-2017						
2017-2018						
2018-2019						
BEYOND 2019						
TOTAL COST					400,000	400,000

EXPENDITURE BREAKDOWN

EXPENDITURE BREAKDOWN	ENGINEERING	TESTING	LAND ACQUISITION	CONSTRUCTION	OTHER	TOTAL
PRIOR BDGTS						
2014-2015					400,000	400,000
2015-2016						
2016-2017						
2017-2018						
2018-2019						
BEYOND 2019						
TOTAL COST					400,000	400,000

PROJECT SPECIFICATIONS

PROJECT DESCRIPTION:
Tear down and inspection of Bayou Cove #1 turbine and combustion path.

PROJECT JUSTIFICATION:
Required by the manufacturer.

PROJECT PRIORITY: A

START DATE: EST TIME TO COMPLETE: 18 months

OPERATING BUDGET EFFECT:
 NONE N/A SEE DETAIL

SHEET A 2014-2015/2018-2019 CAPITAL IMPROVEMENTS PROGRAM

PROJECT TITLE: Bayou Cove #1 Capital Improvement	PROJECT CATEGORY: Electric
PROJECT NUMBER: 721503	COUNCIL DISTRICT # N/A
DIVISION: Utilities	DEPARTMENT: Electric Production

PROJECT BUDGET

REVENUE BREAKDOWN

REVENUE SOURCES					UTILITY FUND	TOTAL
PRIOR BDGTS						
PRIOR EXP						
BUDGET C/0						
2014-2015					75,000	75,000
2015-2016						
2016-2017						
2017-2018						
2018-2019						
BEYOND 2019						
TOTAL COST					75,000	75,000

EXPENDITURE BREAKDOWN

EXPENDITURE BREAKDOWN	ENGINEERING	TESTING	LAND ACQUISITION	CONSTRUCTION	OTHER	TOTAL
PRIOR BDGTS						
2014-2015					75,000	75,000
2015-2016						
2016-2017						
2017-2018						
2018-2019						
BEYOND 2019						
TOTAL COST					75,000	75,000

PROJECT SPECIFICATIONS

PROJECT DESCRIPTION:
Capital Improvement as needed for Bayou Cove #1.

PROJECT JUSTIFICATION:
The City acquired Bayou Cove #1 in 2014, and recognized the need for minor capital improvements as needs arise.

PROJECT PRIORITY: A
START DATE:
OPERATING BUDGET EFFECT: X NONE N/A SEE DETAIL
EST TIME TO COMPLETE: Ongoing

SHEET A 2014-2015/2018-2019 CAPITAL IMPROVEMENTS PROGRAM

PROJECT TITLE: Pecan Grove Subdivision Ph 1	PROJECT CATEGORY: Electric
PROJECT NUMBER: 721504	COUNCIL DISTRICT # N/A
DIVISION: Utilities	DEPARTMENT: Electric Production

PROJECT BUDGET

REVENUE BREAKDOWN

REVENUE SOURCES					UTILITY FUND	TOTAL
PRIOR BDGTS						
PRIOR EXP						
BUDGET C/O						
2014-2015					185,000	185,000
2015-2016						
2016-2017						
2017-2018						
2018-2019						
BEYOND 2019						
TOTAL COST					185,000	185,000

EXPENDITURE BREAKDOWN

EXPENDITURE BREAKDOWN	ENGINEERING	TESTING	LAND ACQUISITION	CONSTRUCTION	OTHER	TOTAL
PRIOR BDGTS						
2014-2015					185,000	185,000
2015-2016						
2016-2017						
2017-2018						
2018-2019						
BEYOND 2019						
TOTAL COST					185,000	185,000

PROJECT SPECIFICATIONS

PROJECT DESCRIPTION: Extend electrical service to Pecan Bayou Subdivision Phase I.			
PROJECT JUSTIFICATION: Expansion of the utility customer base due to private development.			
PROJECT PRIORITY:	A	EST TIME TO COMPLETE:	18 months
START DATE:	2015		
OPERATING BUDGET EFFECT:	X NONE	N/A	SEE DETAIL

SHEET A 2014-2015/2018-2019 CAPITAL IMPROVEMENTS PROGRAM

PROJECT TITLE: Pecan Grove Subdivision Ph 2	PROJECT CATEGORY: Electric
PROJECT NUMBER: 721505	COUNCIL DISTRICT # N/A
DIVISION: Utilities	DEPARTMENT: Electric Production

PROJECT BUDGET

REVENUE BREAKDOWN

REVENUE SOURCES					UTILITY FUND	TOTAL
PRIOR BDGTS						
PRIOR EXP						
BUDGET C/0						
2014-2015					95,000	95,000
2015-2016						
2016-2017						
2017-2018						
2018-2019						
BEYOND 2019						
TOTAL COST					95,000	95,000

EXPENDITURE BREAKDOWN

EXPENDITURE BREAKDOWN	ENGINEERING	TESTING	LAND ACQUISITION	CONSTRUCTION	OTHER	TOTAL
PRIOR BDGTS						
2014-2015					95,000	95,000
2015-2016						
2016-2017						
2017-2018						
2018-2019						
BEYOND 2019						
TOTAL COST					95,000	95,000

PROJECT SPECIFICATIONS

PROJECT DESCRIPTION: Extend electrical service to Pecan Bayou Subdivision Phase 2.			
PROJECT JUSTIFICATION: Expansion of the utility customer base due to private development.			
PROJECT PRIORITY:	A	EST TIME TO COMPLETE:	18 months
START DATE:	2015	OPERATING BUDGET EFFECT:	SEE DETAIL
	X NONE		N/A

SHEET A 2014-2015/2018-2019 CAPITAL IMPROVEMENTS PROGRAM

PROJECT TITLE: Pecan Grove Subdivision Ph 3	PROJECT CATEGORY: Electric
PROJECT NUMBER: N/A	COUNCIL DISTRICT # N/A
DIVISION: Utilities	DEPARTMENT: Electric Production

PROJECT BUDGET

REVENUE BREAKDOWN

REVENUE SOURCES					UTILITY FUND	TOTAL
PRIOR BDGTS						
PRIOR EXP						
BUDGET C/O						
2014-2015						
2015-2016					125,000	125,000
2016-2017						
2017-2018						
2018-2019						
BEYOND 2019						
TOTAL COST					125,000	125,000

EXPENDITURE BREAKDOWN

EXPENDITURE BREAKDOWN	ENGINEERING	TESTING	LAND ACQUISITION	CONSTRUCTION	OTHER	TOTAL
PRIOR BDGTS						
2014-2015						
2015-2016					125,000	125,000
2016-2017						
2017-2018						
2018-2019						
BEYOND 2019						
TOTAL COST					125,000	125,000

PROJECT SPECIFICATIONS

PROJECT DESCRIPTION: Extend electrical service to Pecan Bayou Subdivision Phase 3.			
PROJECT JUSTIFICATION: Expansion of the utility customer base due to private development.			
PROJECT PRIORITY:	A	EST TIME TO COMPLETE:	18 months
START DATE:	2016	OPERATING BUDGET EFFECT:	SEE DETAIL
	X NONE		X N/A

TABLE OF CONTENTS

	<u>WATER</u>	<u>PAGE</u>
750004	Replace Water Lines	4
750806	Pump Station Monroe Street	5
750909	Replace 3 Ground Storage Tanks	6
751001	Water Well Reclamation	7
751002	SCADA System Upgrade	8
751003	Pump Station City Park	9
751004	Buhlow Bridge Relocation-Water	10
751101	Replace Downtown Water Mains	11
751103	Install 36" Valve @ Shell Rd	12
751201	Martin Park Water Main Rep	13
751202	Replace Water Wells	14
751301	Hwy 1 Water Tank Repairs & Painting	15
751302	McNutt Field Water Feeder Line	16
751401	Adams Station 2400V to 480V	17
751402	Shell Road Tank Study	18
751403	City Park Tank Repair & Paint	19
751404	Lee St Tank Repair & Paint	20
*	McKeithen Dr Tank Repair & Paint	21
*	Rosalino Tank Repair & Paint	22
*	Adams Tank Repair & Paint	23

2014-2015

**COMBINED CAPITAL PROJECTS
SOURCES OF FUNDING SUMMARY**

WATER

PROJECT IDENTIFICATION	SALES TAXES	SALES TAX BONDS 08	AD VAL TAX- 08	FEDERAL FUNDS	STATE FUNDS	UTILITY FUND	TOTALS
SCADA System Upgrade						150,000	150,000
Total Water	0	0	0	0	0	150,000	150,000

2014-2015
**ENTERPRISE CAPITAL PROJECTS
 FIVE YEAR CAPITAL PLAN**

WATER

PROJ #	PROJECT IDENTIFICATION	BUDGET C/O	FISCAL YEAR					TOTAL 5 YEAR	BEYOND 2019	TOTAL COST
			14-15	15-16	16-17	17-18	18-19			
750004	Replace Water Lines	110,389						0	800,000	910,389
750806	Pump Station Monroe Street	220,000						0	450,000	670,000
750909	Replace 3 Ground Storage Tanks @	488,815						0		488,815
751001	Water Well Reclamation	2,213,349		500,000	500,000	500,000		1,500,000		3,713,349
751002	SCADA System Upgrade	299,838	150,000					150,000		449,838
751003	Pump Station City Park	551,100						0		551,100
751004	Buhlow Bridge Relocation-Water	35,825						0		35,825
751101	Replace Downtown Water Mains	407,814						0		407,814
751103	Install 36" Valve @ Shell Rd	15,000						0		15,000
751201	Martin Park Water Main Rep	186,465						0		186,465
751202	Replace Water Wells	1,375,073						0		1,375,073
751301	Hwy 1 Water Tank Repairs & Paint	361,545						0		361,545
751302	McNutt Field Water Feeder Line	460,762						0		460,762
751401	Adams Station 2400V to 480V	150,000						0		150,000
751402	Shell Road Tank Study	75,000						0		75,000
751403	City Park Tank Repair & Paint	460,000						0		460,000
751404	Lee St Tank Repair & Paint	192,000						0		192,000
*	McKeithen Dr Tank Repair & Paint	0		735,000				735,000		735,000
*	Rosalino Tank Repair & Paint	0		296,000				296,000		296,000
*	Adams Tank Repair & Paint	0		615,000				615,000		615,000
Total Water		7,602,975	150,000	2,146,000	500,000	500,000	0	3,296,000	1,250,000	12,148,975

* Project Number to be Assigned

@ New or Revised Projects

Projects to be closed

SHEET A 2014-2015/2018-2019 CAPITAL IMPROVEMENTS PROGRAM

PROJECT TITLE: Replacement of Water Lines	PROJECT CATEGORY: Water
PROJECT NUMBER: 750004	COUNCIL DISTRICT # N/A
DIVISION: Utilities	DEPARTMENT: Water

PROJECT BUDGET**REVENUE BREAKDOWN**

REVENUE SOURCES					UTILITY FUND	TOTAL
PRIOR BDGTS					1,148,111	1,148,111
PRIOR EXP					1,037,722	1,037,722
BUDGET C/0					110,389	110,389
2014-2015						
2015-2016						
2016-2017						
2017-2018						
2018-2019						
BEYOND 2019					800,000	800,000
TOTAL COST					1,948,111	1,948,111

EXPENDITURE BREAKDOWN

EXPENDITURE BREAKDOWN	ENGINEERING	TESTING	LAND ACQUISITION	CONSTRUCTION	OTHER	TOTAL
PRIOR BDGTS	25,000			1,123,111		1,148,111
2014-2015						
2015-2016						
2016-2017						
2017-2018						
2018-2019						
BEYOND 2019				800,000		800,000
TOTAL COST	25,000			1,923,111		1,948,111

PROJECT SPECIFICATIONS**PROJECT DESCRIPTION:**

Replacement of worn and inadequate water lines.

PROJECT JUSTIFICATION:

Due to growth of the City and aging, water lines will be replaced as needed.

PROJECT PRIORITY:

A

START DATE: Ongoing**EST TIME TO COMPLETE:**

As needed

OPERATING BUDGET EFFECT:

NONE

X N/A

SEE DETAIL

SHEET A 2014-2015/2018-2019 CAPITAL IMPROVEMENTS PROGRAM

PROJECT TITLE: Pump Station - Monroe Street	PROJECT CATEGORY: Water
PROJECT NUMBER: 750806	COUNCIL DISTRICT # N/A
DIVISION: Utilities	DEPARTMENT: Water

PROJECT BUDGET

REVENUE BREAKDOWN

REVENUE SOURCES				STATE DHH LOAN	UTILITY FUND	TOTAL
PRIOR BDGTS					220,000	220,000
PRIOR EXP						
BUDGET C/O					220,000	220,000
2014-2015						
2015-2016						
2016-2017						
2017-2018						
2018-2019						
BEYOND 2019						450,000
TOTAL COST					220,000	670,000

EXPENDITURE BREAKDOWN

EXPENDITURE BREAKDOWN	ENGINEERING	TESTING	LAND ACQUISITION	CONSTRUCTION	OTHER	TOTAL
PRIOR BDGTS	70,000			150,000		220,000
2014-2015						
2015-2016						
2016-2017						
2017-2018						
2018-2019						
BEYOND 2019						450,000
TOTAL COST	70,000			150,000		670,000

PROJECT SPECIFICATIONS

PROJECT DESCRIPTION: New pump station to be installed at Monroe Street Reservoir.			
PROJECT JUSTIFICATION: Existing station was designed in the 1940's and does not serve present needs vital for fire protection of hospital and downtown area.			
PROJECT PRIORITY:	A	EST TIME TO COMPLETE:	As needed
START DATE:	2005	OPERATING BUDGET EFFECT:	SEE DETAIL
	<input type="checkbox"/> NONE	<input checked="" type="checkbox"/> N/A	

SHEET A 2014-2015/2018-2019 CAPITAL IMPROVEMENTS PROGRAM

PROJECT TITLE: Replace 100,000 Gallon Ground Storage Tanks	PROJECT CATEGORY: Water
PROJECT NUMBER: 750909	COUNCIL DISTRICT # 2
DIVISION: Utilities	DEPARTMENT: Water

PROJECT BUDGET

REVENUE BREAKDOWN

REVENUE SOURCES	REVENUE BONDS-2008	STATE DHH LOAN	UTILITY FUND	TOTAL
PRIOR BDGTS	0	1,606,780	750,875	2,357,655
PRIOR EXP		1,606,780	262,060	1,868,840
BUDGET C/0		0	488,815	488,815
2014-2015				
2015-2016				
2016-2017				
2017-2018				
2018-2019				
BEYOND 2019				
TOTAL COST		1,606,780	750,875	2,357,655

EXPENDITURE BREAKDOWN

EXPENDITURE BREAKDOWN	ENGINEERING	TESTING	LAND ACQUISITION	CONSTRUCTION	OTHER	TOTAL
PRIOR BDGTS	310,000			2,047,655		2,357,655
2014-2015						
2015-2016						
2016-2017						
2017-2018						
2018-2019						
BEYOND 2019						
TOTAL COST	310,000			2,047,655		2,357,655

PROJECT SPECIFICATIONS

PROJECT DESCRIPTION:

Replace tanks at Stercx Road and Highway 28 West.

PROJECT JUSTIFICATION:

Methane gas is present in the wells that feed these tanks. New tanks are necessary to aerate the water.

PROJECT PRIORITY:

A

START DATE:

EST TIME TO COMPLETE:

OPERATING BUDGET EFFECT:

 NONE

 X N/A

 SEE DETAIL

SHEET A 2014-2015/2018-2019 CAPITAL IMPROVEMENTS PROGRAM

PROJECT TITLE: Water Well Reclamation	PROJECT CATEGORY: Water
PROJECT NUMBER: 751001	COUNCIL DISTRICT # 2
DIVISION: Utilities	DEPARTMENT: Water

PROJECT BUDGET

REVENUE BREAKDOWN

REVENUE SOURCES					UTILITY FUND	TOTAL
PRIOR BDGTS					2,500,000	2,500,000
PRIOR EXP					286,651	286,651
BUDGET C/0					2,213,349	2,213,349
2014-2015						
2015-2016					500,000	500,000
2016-2017					500,000	500,000
2017-2018					500,000	500,000
2018-2019						
BEYOND 2019						
TOTAL COST					4,000,000	4,000,000

EXPENDITURE BREAKDOWN

EXPENDITURE BREAKDOWN	ENGINEERING	TESTING	LAND ACQUISITION	CONSTRUCTION	OTHER	TOTAL
PRIOR BDGTS	200,000			2,300,000		2,500,000
2014-2015						
2015-2016				500,000		500,000
2016-2017				500,000		500,000
2017-2018				500,000		500,000
2018-2019						
BEYOND 2019						
TOTAL COST	200,000			3,800,000		4,000,000

PROJECT SPECIFICATIONS

PROJECT DESCRIPTION:

Reclaim abandoned water well within the City's corporate limits.

PROJECT JUSTIFICATION:

Increasing water production inside the City would reduce dependency on the Kisatchie Well Field in time of emergency.

PROJECT PRIORITY:

A

START DATE: 2008

EST TIME TO COMPLETE:

1 Year

OPERATING BUDGET EFFECT:

 NONE

 X N/A

 SEE DETAIL

SHEET A 2014-2015/2018-2019 CAPITAL IMPROVEMENTS PROGRAM

PROJECT TITLE: SCADA System Upgrade	PROJECT CATEGORY: Water
PROJECT NUMBER: 751002	COUNCIL DISTRICT # N/A
DIVISION: Utilities	DEPARTMENT: Water

PROJECT BUDGET

REVENUE BREAKDOWN

REVENUE SOURCES					UTILITY FUND	TOTAL
PRIOR BDGTS					307,000	307,000
PRIOR EXP					7,162	7,162
BUDGET C/0					299,838	299,838
2014-2015					150,000	150,000
2015-2016						
2016-2017						
2017-2018						
2018-2019						
BEYOND 2019						
TOTAL COST					457,000	457,000

EXPENDITURE BREAKDOWN

EXPENDITURE BREAKDOWN	ENGINEERING	TESTING	LAND ACQUISITION	CONSTRUCTION	OTHER	TOTAL
PRIOR BDGTS					307,000	307,000
2014-2015					150,000	150,000
2015-2016						
2016-2017						
2017-2018						
2018-2019						
BEYOND 2019						
TOTAL COST					457,000	457,000

PROJECT SPECIFICATIONS

PROJECT DESCRIPTION: Replacing existing outdated SCADA system.			
PROJECT JUSTIFICATION:			
PROJECT PRIORITY: A		EST TIME TO COMPLETE: As needed	
START DATE: 2008			
OPERATING BUDGET EFFECT:	<input type="checkbox"/> NONE	<input checked="" type="checkbox"/> N/A	<input type="checkbox"/> SEE DETAIL

SHEET A 2014-2015/2018-2019 CAPITAL IMPROVEMENTS PROGRAM

PROJECT TITLE: Replace Pump Station - City Park	PROJECT CATEGORY: Water
PROJECT NUMBER: 751003	COUNCIL DISTRICT # N/A
DIVISION: Utilities	DEPARTMENT: Water

PROJECT BUDGET

REVENUE BREAKDOWN

REVENUE SOURCES					UTILITY FUND	TOTAL
PRIOR BDGTS					807,000	807,000
PRIOR EXP					255,900	255,900
BUDGET C/0					551,100	551,100
2014-2015						
2015-2016						
2016-2017						
2017-2018						
2018-2019						
BEYOND 2019						
TOTAL COST					807,000	807,000

EXPENDITURE BREAKDOWN

EXPENDITURE BREAKDOWN	ENGINEERING	TESTING	LAND ACQUISITION	CONSTRUCTION	OTHER	TOTAL
PRIOR BDGTS	107,000			700,000		807,000
2014-2015						
2015-2016						
2016-2017						
2017-2018						
2018-2019						
BEYOND 2019						
TOTAL COST	107,000			700,000		807,000

PROJECT SPECIFICATIONS

PROJECT DESCRIPTION:

Construction of new pump station at City Park site and removal of existing station upon completion.

PROJECT JUSTIFICATION:

Existing station was designed in the 1930's and does not meet existing pump requirements, equipment is outdated.

PROJECT PRIORITY:

A

START DATE:

2005

EST TIME TO COMPLETE:

As needed

OPERATING BUDGET EFFECT:

NONE

X

N/A

SEE DETAIL

SHEET A 2014-2015/2018-2019 CAPITAL IMPROVEMENTS PROGRAM

PROJECT TITLE: Buhlow Bridge Relocation - Water	PROJECT CATEGORY: Water
PROJECT NUMBER: 751004	COUNCIL DISTRICT # N/A
DIVISION: Utilities	DEPARTMENT: Water

PROJECT BUDGET

REVENUE BREAKDOWN

REVENUE SOURCES				STATE DOTD	UTILITY FUND	TOTAL
PRIOR BDGTS				33,862	43,272	77,134
PRIOR EXP					41,309	41,309
BUDGET C/0				33,862	1,963	35,825
2014-2015						
2015-2016						
2016-2017						
2017-2018						
2018-2019						
BEYOND 2019						
TOTAL COST				33,862	43,272	77,134

EXPENDITURE BREAKDOWN

EXPENDITURE BREAKDOWN	ENGINEERING	TESTING	LAND ACQUISITION	CONSTRUCTION	OTHER	TOTAL
PRIOR BDGTS					77,134	77,134
2014-2015						
2015-2016						
2016-2017						
2017-2018						
2018-2019						
BEYOND 2019						
TOTAL COST					77,134	77,134

PROJECT SPECIFICATIONS

PROJECT DESCRIPTION: Relocation of Utility Infrastructure in preparation of the State's Department of Transportation and Development replacement of the O. K. Allen Bridge over Red River between Alexandria and Pineville.			
PROJECT JUSTIFICATION: The State has deemed the existing bridge as in need of replacement.			
PROJECT PRIORITY:	A	EST TIME TO COMPLETE:	6 months
START DATE:	2010	OPERATING BUDGET EFFECT:	
	<input type="checkbox"/> NONE	<input checked="" type="checkbox"/> N/A	<input type="checkbox"/> SEE DETAIL

SHEET A 2014-2015/2018-2019 CAPITAL IMPROVEMENTS PROGRAM

PROJECT TITLE: Replace Downtown Water Mains	PROJECT CATEGORY: Water
PROJECT NUMBER: 751101	COUNCIL DISTRICT # N/A
DIVISION: Utilities	DEPARTMENT: Water

PROJECT BUDGET

REVENUE BREAKDOWN

REVENUE SOURCES				STATE DHH LOAN	UTILITY FUND	TOTAL
PRIOR BDGTS				7,410,262		7,410,262
PRIOR EXP				7,002,448		7,002,448
BUDGET C/0				407,814		407,814
2014-2015						
2015-2016						
2016-2017						
2017-2018						
2018-2019						
BEYOND 2019						
TOTAL COST				7,410,262		7,410,262

EXPENDITURE BREAKDOWN

EXPENDITURE BREAKDOWN	ENGINEERING	TESTING	LAND ACQUISITION	CONSTRUCTION	OTHER	TOTAL
PRIOR BDGTS	140,000			7,270,262		7,410,262
2014-2015						
2015-2016						
2016-2017						
2017-2018						
2018-2019						
BEYOND 2019						
TOTAL COST	140,000			7,270,262		7,410,262

PROJECT SPECIFICATIONS

PROJECT DESCRIPTION:
Replace existing downtown water mains.

PROJECT JUSTIFICATION:
Existing lines have to be flushed weekly due to age and condition of lines. Installation of these lines vary from the 1890's to the 1940's.

PROJECT PRIORITY: A
START DATE: 2005 **EST TIME TO COMPLETE:** As needed
OPERATING BUDGET EFFECT:
 NONE N/A SEE DETAIL

SHEET A 2014-2015/2018-2019 CAPITAL IMPROVEMENTS PROGRAM

PROJECT TITLE: Install 36" Valve at Shell Road	PROJECT CATEGORY: Water
PROJECT NUMBER: 751103	COUNCIL DISTRICT # N/A
DIVISION: Utilities	DEPARTMENT: Water

PROJECT BUDGET

REVENUE BREAKDOWN

REVENUE SOURCES					UTILITY FUND	TOTAL
PRIOR BDGTS					15,000	15,000
PRIOR EXP						
BUDGET C/0					15,000	15,000
2014-2015						
2015-2016						
2016-2017						
2017-2018						
2018-2019						
BEYOND 2019						
TOTAL COST					15,000	15,000

EXPENDITURE BREAKDOWN

EXPENDITURE BREAKDOWN	ENGINEERING	TESTING	LAND ACQUISITION	CONSTRUCTION	OTHER	TOTAL
PRIOR BDGTS					15,000	15,000
2014-2015						
2015-2016						
2016-2017						
2017-2018						
2018-2019						
BEYOND 2019						
TOTAL COST					15,000	15,000

PROJECT SPECIFICATIONS

PROJECT DESCRIPTION: Replace 36" Valve at Shell Road.			
PROJECT JUSTIFICATION: Valve is needed to reroute flows to correct issues created by the closure of the IP Plant.			
PROJECT PRIORITY:	A	EST TIME TO COMPLETE:	6 months
START DATE:	2016	OPERATING BUDGET EFFECT:	NONE
		X	N/A
			SEE DETAIL

SHEET A 2014-2015/2018-2019 CAPITAL IMPROVEMENTS PROGRAM

PROJECT TITLE: Martin Park Water Main Replacement	PROJECT CATEGORY: Water
PROJECT NUMBER: 751201	COUNCIL DISTRICT # N/A
DIVISION: Utilities	DEPARTMENT: Water

PROJECT BUDGET

REVENUE BREAKDOWN

REVENUE SOURCES				REVENUE BONDS-2008	UTILITY FUND	TOTAL
PRIOR BDGTS				1,001,305	720,000	1,721,305
PRIOR EXP				1,001,305	533,535	1,534,840
BUDGET C/0				0	186,465	186,465
2014-2015						
2015-2016						
2016-2017						
2017-2018						
2018-2019						
BEYOND 2019						
TOTAL COST				1,001,305	720,000	1,721,305

EXPENDITURE BREAKDOWN

EXPENDITURE BREAKDOWN	ENGINEERING	TESTING	LAND ACQUISITION	CONSTRUCTION	OTHER	TOTAL
PRIOR BDGTS	50,000			1,671,305		1,721,305
2014-2015						
2015-2016						
2016-2017						
2017-2018						
2018-2019						
BEYOND 2019						
TOTAL COST	50,000			1,671,305		1,721,305

PROJECT SPECIFICATIONS

PROJECT DESCRIPTION:
Replace water mains throughout Martin Park Subdivision.

PROJECT JUSTIFICATION:
Existing DI mains are deteriorated and in need of replacement.

PROJECT PRIORITY: A
START DATE: 2013 **EST TIME TO COMPLETE:** 2 years
OPERATING BUDGET EFFECT: NONE X N/A SEE DETAIL

SHEET A 2014-2015/2018-2019 CAPITAL IMPROVEMENTS PROGRAM

PROJECT TITLE: Replace Water Wells		PROJECT CATEGORY: Water	
PROJECT NUMBER: 751202		COUNCIL DISTRICT # N/A	
DIVISION: Utilities		DEPARTMENT: Water	

PROJECT BUDGET

REVENUE BREAKDOWN

REVENUE SOURCES					STATE DHH LOAN	TOTAL
PRIOR BDGTS					3,033,700	3,033,700
PRIOR EXP					1,658,627	1,658,627
BUDGET C/0					1,375,073	1,375,073
2014-2015						
2015-2016						
2016-2017						
2017-2018						
2018-2019						
BEYOND 2019						
TOTAL COST					3,033,700	3,033,700

EXPENDITURE BREAKDOWN

EXPENDITURE BREAKDOWN	ENGINEERING	TESTING	LAND ACQUISITION	CONSTRUCTION	OTHER	TOTAL
PRIOR BDGTS				3,033,700		3,033,700
2014-2015						
2015-2016						
2016-2017						
2017-2018						
2018-2019						
BEYOND 2019						
TOTAL COST				3,033,700		3,033,700

PROJECT SPECIFICATIONS

PROJECT DESCRIPTION:
Redrill or replace water wells.

PROJECT JUSTIFICATION:
Wells have to be replaced or redrilled as they approach their useful lives.

PROJECT PRIORITY: A
START DATE: 2013
EST TIME TO COMPLETE: Ongoing
OPERATING BUDGET EFFECT:
 NONE X N/A SEE DETAIL

SHEET A 2014-2015/2018-2019 CAPITAL IMPROVEMENTS PROGRAM

PROJECT TITLE: Hwy 1 Water Tank Repairs & Painting		PROJECT CATEGORY: Water	
PROJECT NUMBER: 751301		COUNCIL DISTRICT # N/A	
DIVISION: Utilities		DEPARTMENT: Water	

PROJECT BUDGET

REVENUE BREAKDOWN

REVENUE SOURCES					UTILITY FUND	TOTAL
PRIOR BDGTS					422,000	422,000
PRIOR EXP					60,455	60,455
BUDGET C/0					361,545	361,545
2014-2015						
2015-2016						
2016-2017						
2017-2018						
2018-2019						
BEYOND 2019						
TOTAL COST					422,000	422,000

EXPENDITURE BREAKDOWN

EXPENDITURE BREAKDOWN	ENGINEERING	TESTING	LAND ACQUISITION	CONSTRUCTION	OTHER	TOTAL
PRIOR BDGTS					422,000	422,000
2014-2015						
2015-2016						
2016-2017						
2017-2018						
2018-2019						
BEYOND 2019						
TOTAL COST					422,000	422,000

PROJECT SPECIFICATIONS

PROJECT DESCRIPTION: Replace Highway 1 Water Tank.			
PROJECT JUSTIFICATION: Existing superstructure is beyond repair.			
PROJECT PRIORITY:	A	EST TIME TO COMPLETE:	2 Years
START DATE:	2016	OPERATING BUDGET EFFECT:	NONE
		X	N/A
			SEE DETAIL

SHEET A 2014-2015/2018-2019 CAPITAL IMPROVEMENTS PROGRAM

PROJECT TITLE: McNutt Field Water Feeder Line	PROJECT CATEGORY: Water
PROJECT NUMBER: 751302	COUNCIL DISTRICT # N/A
DIVISION: Utilities	DEPARTMENT: Water

PROJECT BUDGET

REVENUE BREAKDOWN

REVENUE SOURCES					UTILITY FUND	TOTAL
PRIOR BDGTS					510,000	510,000
PRIOR EXP					49,238	49,238
BUDGET C/0					460,762	460,762
2014-2015						
2015-2016						
2016-2017						
2017-2018						
2018-2019						
BEYOND 2019						
TOTAL COST					510,000	510,000

EXPENDITURE BREAKDOWN

EXPENDITURE BREAKDOWN	ENGINEERING	TESTING	LAND ACQUISITION	CONSTRUCTION	OTHER	TOTAL
PRIOR BDGTS					510,000	510,000
2014-2015						
2015-2016						
2016-2017						
2017-2018						
2018-2019						
BEYOND 2019						
TOTAL COST					510,000	510,000

PROJECT SPECIFICATIONS

PROJECT DESCRIPTION: Replace water line main from McNutt Well Field to Hwy 1 Tank.	
PROJECT JUSTIFICATION: Existing DI main is deteriorated and in need of replacement.	
PROJECT PRIORITY: A	EST TIME TO COMPLETE: 6 months
START DATE: 2015	OPERATING BUDGET EFFECT: NONE X N/A SEE DETAIL

SHEET A 2014-2015/2018-2019 CAPITAL IMPROVEMENTS PROGRAM

PROJECT TITLE: Adams Station 2400V to 480V	PROJECT CATEGORY: Water
PROJECT NUMBER: 751401	COUNCIL DISTRICT # N/A
DIVISION: Utilities	DEPARTMENT: Water

PROJECT BUDGET

REVENUE BREAKDOWN

REVENUE SOURCES					UTILITY FUND	TOTAL
PRIOR BDGTS					150,000	150,000
PRIOR EXP						
BUDGET C/O					150,000	150,000
2014-2015						
2015-2016						
2016-2017						
2017-2018						
2018-2019						
BEYOND 2019						
TOTAL COST					150,000	150,000

EXPENDITURE BREAKDOWN

EXPENDITURE BREAKDOWN	ENGINEERING	TESTING	LAND ACQUISITION	CONSTRUCTION	OTHER	TOTAL
PRIOR BDGTS					150,000	150,000
2014-2015						
2015-2016						
2016-2017						
2017-2018						
2018-2019						
BEYOND 2019						
TOTAL COST					150,000	150,000

PROJECT SPECIFICATIONS

PROJECT DESCRIPTION:
Replace existing electrical switchgear with modern 480V switchgear.

PROJECT JUSTIFICATION:
Existing switchgear is obsolete.

PROJECT PRIORITY: A
START DATE: 2016 **EST TIME TO COMPLETE:** 6 months
OPERATING BUDGET EFFECT: NONE X N/A SEE DETAIL

SHEET A 2014-2015/2018-2019 CAPITAL IMPROVEMENTS PROGRAM

PROJECT TITLE: Shell Road Tank Study	PROJECT CATEGORY: Water
PROJECT NUMBER: 751402	COUNCIL DISTRICT # N/A
DIVISION: Utilities	DEPARTMENT: Water

PROJECT BUDGET

REVENUE BREAKDOWN

REVENUE SOURCES					UTILITY FUND	TOTAL
PRIOR BDGTS					75,000	75,000
PRIOR EXP						
BUDGET C/0					75,000	75,000
2014-2015						
2015-2016						
2016-2017						
2017-2018						
2018-2019						
BEYOND 2019						
TOTAL COST					75,000	75,000

EXPENDITURE BREAKDOWN

EXPENDITURE BREAKDOWN	ENGINEERING	TESTING	LAND ACQUISITION	CONSTRUCTION	OTHER	TOTAL
PRIOR BDGTS					75,000	75,000
2014-2015						
2015-2016						
2016-2017						
2017-2018						
2018-2019						
BEYOND 2019						
TOTAL COST					75,000	75,000

PROJECT SPECIFICATIONS

PROJECT DESCRIPTION: Hydrodynamic modeling of the water system in the vicinity of Shell Road.	
PROJECT JUSTIFICATION:	
PROJECT PRIORITY: A	EST TIME TO COMPLETE: 6 months
START DATE: 2015	OPERATING BUDGET EFFECT: NONE <input checked="" type="checkbox"/> N/A <input type="checkbox"/> SEE DETAIL <input type="checkbox"/>

SHEET A 2014-2015/2018-2019 CAPITAL IMPROVEMENTS PROGRAM

PROJECT TITLE: City Park Tank Repair & Paint	PROJECT CATEGORY: Water
PROJECT NUMBER: 751403	COUNCIL DISTRICT # N/A
DIVISION: Utilities	DEPARTMENT: Water

PROJECT BUDGET

REVENUE BREAKDOWN

REVENUE SOURCES					UTILITY FUND	TOTAL
PRIOR BDGTS					460,000	460,000
PRIOR EXP						
BUDGET C/O					460,000	460,000
2014-2015						
2015-2016						
2016-2017						
2017-2018						
2018-2019						
BEYOND 2019						
TOTAL COST					460,000	460,000

EXPENDITURE BREAKDOWN

EXPENDITURE BREAKDOWN	ENGINEERING	TESTING	LAND ACQUISITION	CONSTRUCTION	OTHER	TOTAL
PRIOR BDGTS					460,000	460,000
2014-2015						
2015-2016						
2016-2017						
2017-2018						
2018-2019						
BEYOND 2019						
TOTAL COST					460,000	460,000

PROJECT SPECIFICATIONS

PROJECT DESCRIPTION:
Repair and paint City Park Tank.

PROJECT JUSTIFICATION:
Tank walls are in need of repair and painting.

PROJECT PRIORITY: A

START DATE: 2016 **EST TIME TO COMPLETE:** 6 months

OPERATING BUDGET EFFECT:
 NONE X N/A SEE DETAIL

SHEET A 2014-2015/2018-2019 CAPITAL IMPROVEMENTS PROGRAM

PROJECT TITLE: Lee Street Tank Repair & Paint	PROJECT CATEGORY: Water
PROJECT NUMBER: 751404	COUNCIL DISTRICT # N/A
DIVISION: Utilities	DEPARTMENT: Water

PROJECT BUDGET

REVENUE BREAKDOWN

REVENUE SOURCES					UTILITY FUND	TOTAL
PRIOR BDGTS					192,000	192,000
PRIOR EXP						
BUDGET C/O					192,000	192,000
2014-2015						
2015-2016						
2016-2017						
2017-2018						
2018-2019						
BEYOND 2019						
TOTAL COST					192,000	192,000

EXPENDITURE BREAKDOWN

EXPENDITURE BREAKDOWN	ENGINEERING	TESTING	LAND ACQUISITION	CONSTRUCTION	OTHER	TOTAL
PRIOR BDGTS					192,000	192,000
2014-2015						
2015-2016						
2016-2017						
2017-2018						
2018-2019						
BEYOND 2019						
TOTAL COST					192,000	192,000

PROJECT SPECIFICATIONS

PROJECT DESCRIPTION:
Repair and paint Lee Street Tank.

PROJECT JUSTIFICATION:
Tank walls are in need of repair and painting.

PROJECT PRIORITY: A

START DATE: 2016 **EST TIME TO COMPLETE:** 6 months

OPERATING BUDGET EFFECT:
 NONE X N/A SEE DETAIL

SHEET A 2014-2015/2018-2019 CAPITAL IMPROVEMENTS PROGRAM

PROJECT TITLE: McKeithen Drive Tank Repair & Paint	PROJECT CATEGORY: Water
PROJECT NUMBER: N/A	COUNCIL DISTRICT # N/A
DIVISION: Utilities	DEPARTMENT: Water

PROJECT BUDGET

REVENUE BREAKDOWN

REVENUE SOURCES					UTILITY FUND	TOTAL
PRIOR BDGTS						
PRIOR EXP						
BUDGET C/O						
2014-2015						
2015-2016					735,000	735,000
2016-2017						
2017-2018						
2018-2019						
BEYOND 2019						
TOTAL COST					735,000	735,000

EXPENDITURE BREAKDOWN

EXPENDITURE BREAKDOWN	ENGINEERING	TESTING	LAND ACQUISITION	CONSTRUCTION	OTHER	TOTAL
PRIOR BDGTS						
2014-2015						
2015-2016					735,000	735,000
2016-2017						
2017-2018						
2018-2019						
BEYOND 2019						
TOTAL COST					735,000	735,000

PROJECT SPECIFICATIONS

PROJECT DESCRIPTION: Repair and paint McKeithen Drive Tank.	
PROJECT JUSTIFICATION: Tank walls are in need of repair and painting.	
PROJECT PRIORITY: A	EST TIME TO COMPLETE: 6 months
START DATE: 2017	
OPERATING BUDGET EFFECT:	
<input type="checkbox"/> NONE	<input checked="" type="checkbox"/> N/A
	<input type="checkbox"/> SEE DETAIL

SHEET A 2014-2015/2018-2019 CAPITAL IMPROVEMENTS PROGRAM

PROJECT TITLE: Rosalino Street Tank Repair & Paint	PROJECT CATEGORY: Water
PROJECT NUMBER: N/A	COUNCIL DISTRICT # N/A
DIVISION: Utilities	DEPARTMENT: Water

PROJECT BUDGET

REVENUE BREAKDOWN

REVENUE SOURCES					UTILITY FUND	TOTAL
PRIOR BDGTS						
PRIOR EXP						
BUDGET C/0						
2014-2015						
2015-2016					296,000	296,000
2016-2017						
2017-2018						
2018-2019						
BEYOND 2019						
TOTAL COST					296,000	296,000

EXPENDITURE BREAKDOWN

EXPENDITURE BREAKDOWN	ENGINEERING	TESTING	LAND ACQUISITION	CONSTRUCTION	OTHER	TOTAL
PRIOR BDGTS						
2014-2015						
2015-2016					296,000	296,000
2016-2017						
2017-2018						
2018-2019						
BEYOND 2019						
TOTAL COST					296,000	296,000

PROJECT SPECIFICATIONS

PROJECT DESCRIPTION:
Repair and paint Rosalino Tank.

PROJECT JUSTIFICATION:
Tank walls are in need of repair and painting.

PROJECT PRIORITY: A
START DATE: 2017 **EST TIME TO COMPLETE:** 6 months
OPERATING BUDGET EFFECT:
 NONE X N/A SEE DETAIL

SHEET A 2014-2015/2018-2019 CAPITAL IMPROVEMENTS PROGRAM

PROJECT TITLE: Adams Station Tank Repair & Paint	PROJECT CATEGORY: Water
PROJECT NUMBER: N/A	COUNCIL DISTRICT # N/A
DIVISION: Utilities	DEPARTMENT: Water

PROJECT BUDGET

REVENUE BREAKDOWN

REVENUE SOURCES					UTILITY FUND	TOTAL
PRIOR BDGTS						
PRIOR EXP						
BUDGET C/0						
2014-2015						
2015-2016					615,000	615,000
2016-2017						
2017-2018						
2018-2019						
BEYOND 2019						
TOTAL COST					615,000	615,000

EXPENDITURE BREAKDOWN

EXPENDITURE BREAKDOWN	ENGINEERING	TESTING	LAND ACQUISITION	CONSTRUCTION	OTHER	TOTAL
PRIOR BDGTS						
2014-2015						
2015-2016					615,000	615,000
2016-2017						
2017-2018						
2018-2019						
BEYOND 2019						
TOTAL COST					615,000	615,000

PROJECT SPECIFICATIONS

PROJECT DESCRIPTION:
Repair and paint Adams Station Tank.

PROJECT JUSTIFICATION:
Tank walls are in need of repair and painting.

PROJECT PRIORITY: A

START DATE: 2017 **EST TIME TO COMPLETE:** 6 months

OPERATING BUDGET EFFECT:
 NONE X N/A SEE DETAIL

2014-2015/2018-2019 CAPITAL IMPROVEMENTS BUDGET

*****THIS PAGE LEFT BLANK*****

TABLE OF CONTENTS

	<u><i>GAS</i></u>		<u>PAGE</u>
780901	Martin Park Gas Main Rep	4
781301	Hwy 28W & Vandenburg	5
781401	Gas SCADA Upgrade	6
781501	Pecan Bayou Subdivision Ph 2	7
781502	Pecan Bayou Subdivision Ph 3	8
781503	Gas Main Extention 8" Port	9
*	Pecan Bayou Subdivision Ph 4	10

2014-2015

**COMBINED CAPITAL PROJECTS
SOURCES OF FUNDING SUMMARY**

GAS

PROJECT IDENTIFICATION	SALES TAXES	SALES TAX BONDS 08	AD VAL TAX- 08	FEDERAL FUNDS	STATE FUNDS	UTILITY FUND	TOTALS
Martin Park Gas Main Rep						250,000	250,000
Hwy 28W & Vandenburg						(133,346)	(133,346)
Gas SCADA Upgrade						175,000	175,000
Pecan Bayou Subdivision Ph 2						165,000	165,000
Pecan Bayou Subdivision Ph 3						85,000	85,000
Gas Main Extension 8" Port						855,000	855,000
Total Gas	0	0	0	0	0	1,396,654	1,396,654

2014-2015

ENTERPRISE CAPITAL PROJECTS
FIVE YEAR CAPITAL PLAN

GAS

PROJ #	PROJECT IDENTIFICATION	BUDGET C/O	FISCAL YEAR					TOTAL 5 YEAR	BEYOND 2019	TOTAL COST	
			14-15	15-16	16-17	17-18	18-19				
780901	Martin Park Gas Main Rep	@	338,093	250,000				250,000		588,093	
781301	Hwy 28W & Vandenburg		133,346	(133,346)				(133,346)		0	
781401	Gas SCADA Upgrade		145,937	175,000				175,000		320,937	
781501	Pecan Bayou Sddivision Ph 2			165,000				165,000		165,000	
781502	Pecan Bayou Sddivision Ph 3			85,000				85,000		85,000	
781503	Gas Main Estention 8" Port			855,000				855,000		855,000	
*	Pecan Bayou Sddivision Ph 4				110,000			110,000		110,000	
Total Gas			617,376	1,396,654	110,000	0	0	0	1,506,654	0	2,124,030

- * Project Number to be Assigned
- @ New or Revised Projects
- Projects to be closed

SHEET A 2014-2015/2018-2019 CAPITAL IMPROVEMENTS PROGRAM

PROJECT TITLE: Gas Replacement-Martin Park Subdivision	PROJECT CATEGORY: Gas
PROJECT NUMBER: 780901	COUNCIL DISTRICT #
DIVISION: Utilities	DEPARTMENT: Gas

PROJECT BUDGET

REVENUE BREAKDOWN

REVENUE SOURCES	REVENUE BONDS-2004	UTILITY FUND	TOTAL
PRIOR BDGTS	433,305	1,598,000	2,031,305
PRIOR EXP	433,305	1,259,907	1,693,212
BUDGET C/0	0	338,093	338,093
2014-2015		250,000	250,000
2015-2016			
2016-2017			
2017-2018			
2018-2019			
BEYOND 2019			
TOTAL COST	433,305	1,848,000	2,281,305

EXPENDITURE BREAKDOWN

EXPENDITURE BREAKDOWN	ENGINEERING	TESTING	LAND ACQUISITION	CONSTRUCTION	OTHER	TOTAL
PRIOR BDGTS	134,750	18,000	7,250	1,871,305		2,031,305
2014-2015				250,000		250,000
2015-2016						
2016-2017						
2017-2018						
2018-2019						
BEYOND 2019						
TOTAL COST	134,750	18,000	7,250	2,121,305		2,281,305

PROJECT DESCRIPTION:

Replacement and reconstruction of Martin Park Subdivision, Zone 21 gas distribution system for the area from Horseshoe Drive to Spencer Street and from Manor Drive to Mansour Avenue. This project will include a gas regulator station, 2" through 4" mains and new service lines and assemblies.

PROJECT JUSTIFICATION:

The existing gas lines in this area are antiquated and leak prone causing a very hazardous situation. This work will upgrade the area's gas system and reduce the probability of hazardous gas problems.

PROJECT PRIORITY:

A

START DATE:

2005

EST TIME TO COMPLETE:

22 months

OPERATING BUDGET EFFECT:

NONE

N/A

SEE DETAIL

SHEET A 2014-2015/2018-2019 CAPITAL IMPROVEMENTS PROGRAM

PROJECT TITLE: Hwy 28 W & Vandenburg	PROJECT CATEGORY: Gas
PROJECT NUMBER: 781301	COUNCIL DISTRICT #
DIVISION: Utilities	DEPARTMENT: Gas

PROJECT BUDGET

REVENUE BREAKDOWN

REVENUE SOURCES					UTILITY FUND	TOTAL
PRIOR BDGTS					150,000	150,000
PRIOR EXP					16,654	16,654
BUDGET C/0					133,346	133,346
2014-2015					(133,346)	(133,346)
2015-2016						
2016-2017						
2017-2018						
2018-2019						
BEYOND 2019						
TOTAL COST					16,654	16,654

EXPENDITURE BREAKDOWN

EXPENDITURE BREAKDOWN	ENGINEERING	TESTING	LAND ACQUISITION	CONSTRUCTION	OTHER	TOTAL
PRIOR BDGTS	150,000					150,000
2014-2015	(133,346)					(133,346)
2015-2016						
2016-2017						
2017-2018						
2018-2019						
BEYOND 2019						
TOTAL COST	16,654					16,654

PROJECT DESCRIPTION:

Construct 4" gas line in order to tie existing line at England Airpark to existing line at Hwy 28.

PROJECT JUSTIFICATION:

Provide 2 additional feeds in west Alexandria and a redundant feed to England Airpark.

PROJECT PRIORITY:

A

START DATE:

2005

EST TIME TO COMPLETE:

6 months

OPERATING BUDGET EFFECT:

X NONE

N/A

SEE DETAIL

SHEET A 2014-2015/2018-2019 CAPITAL IMPROVEMENTS PROGRAM

PROJECT TITLE: Gas SCADA Upgrade	PROJECT CATEGORY: Gas
PROJECT NUMBER: 781401	COUNCIL DISTRICT #
DIVISION: Utilities	DEPARTMENT: Gas

PROJECT BUDGET

REVENUE BREAKDOWN

REVENUE SOURCES					UTILITY FUND	TOTAL
PRIOR BDGTS					150,000	150,000
PRIOR EXP					4,063	4,063
BUDGET C/O					145,937	145,937
2014-2015					175,000	175,000
2015-2016						
2016-2017						
2017-2018						
2018-2019						
BEYOND 2019						
TOTAL COST					325,000	325,000

EXPENDITURE BREAKDOWN

EXPENDITURE BREAKDOWN	ENGINEERING	TESTING	LAND ACQUISITION	CONSTRUCTION	OTHER	TOTAL
PRIOR BDGTS					150,000	150,000
2014-2015					175,000	175,000
2015-2016						
2016-2017						
2017-2018						
2018-2019						
BEYOND 2019						
TOTAL COST					325,000	325,000

PROJECT DESCRIPTION:

Replace existing SCADA (Supervisory Control and Data Acquisition System).

PROJECT JUSTIFICATION:

Existing system is over 20 years old and antiquated. Replacement parts are no longer available.

PROJECT PRIORITY:

A

START DATE:

2005

EST TIME TO COMPLETE:

6 months

OPERATING BUDGET EFFECT:

NONE

N/A

SEE DETAIL

SHEET A 2014-2015/2018-2019 CAPITAL IMPROVEMENTS PROGRAM

PROJECT TITLE: Pecan Bayou Subdivision Ph 2	PROJECT CATEGORY: Gas
PROJECT NUMBER: 781501	COUNCIL DISTRICT #
DIVISION: Utilities	DEPARTMENT: Gas

PROJECT BUDGET

REVENUE BREAKDOWN

REVENUE SOURCES					UTILITY FUND	TOTAL
PRIOR BDGTS						
PRIOR EXP						
BUDGET C/0						
2014-2015					165,000	165,000
2015-2016						
2016-2017						
2017-2018						
2018-2019						
BEYOND 2019						
TOTAL COST					165,000	165,000

EXPENDITURE BREAKDOWN

EXPENDITURE BREAKDOWN	ENGINEERING	TESTING	LAND ACQUISITION	CONSTRUCTION	OTHER	TOTAL
PRIOR BDGTS						
2014-2015					165,000	165,000
2015-2016						
2016-2017						
2017-2018						
2018-2019						
BEYOND 2019						
TOTAL COST					165,000	165,000

PROJECT DESCRIPTION:

Extend gas service to Pecan Bayou Subdivision Phase 2.

PROJECT JUSTIFICATION:

Expansion of the utility customer base due to private development.

PROJECT PRIORITY:

A

START DATE:

2015

EST TIME TO COMPLETE:

6 months

OPERATING BUDGET EFFECT:

NONE

N/A

SEE DETAIL

SHEET A 2014-2015/2018-2019 CAPITAL IMPROVEMENTS PROGRAM

PROJECT TITLE: Pecan Bayou Subdivision Ph 3	PROJECT CATEGORY: Gas
PROJECT NUMBER: 781502	COUNCIL DISTRICT #
DIVISION: Utilities	DEPARTMENT: Gas

PROJECT BUDGET

REVENUE BREAKDOWN

REVENUE SOURCES					UTILITY FUND	TOTAL
PRIOR BDGTS						
PRIOR EXP						
BUDGET C/0						
2014-2015					85,000	85,000
2015-2016						
2016-2017						
2017-2018						
2018-2019						
BEYOND 2019						
TOTAL COST					85,000	85,000

EXPENDITURE BREAKDOWN

EXPENDITURE BREAKDOWN	ENGINEERING	TESTING	LAND ACQUISITION	CONSTRUCTION	OTHER	TOTAL
PRIOR BDGTS						
2014-2015					85,000	85,000
2015-2016						
2016-2017						
2017-2018						
2018-2019						
BEYOND 2019						
TOTAL COST					85,000	85,000

PROJECT DESCRIPTION:

Extend gas service to Pecan Bayou Subdivision Phase 3.

PROJECT JUSTIFICATION:

Expansion of the utility customer base due to private development.

PROJECT PRIORITY:

A

START DATE:

2015

EST TIME TO COMPLETE:

6 months

OPERATING BUDGET EFFECT:

NONE

N/A

SEE DETAIL

SHEET A 2014-2015/2018-2019 CAPITAL IMPROVEMENTS PROGRAM

PROJECT TITLE: Gas Main Extension 8" Port	PROJECT CATEGORY: Gas
PROJECT NUMBER: 781503	COUNCIL DISTRICT #
DIVISION: Utilities	DEPARTMENT: Gas

PROJECT BUDGET

REVENUE BREAKDOWN

REVENUE SOURCES					UTILITY FUND	TOTAL
PRIOR BDGTS						
PRIOR EXP						
BUDGET C/0						
2014-2015					855,000	855,000
2015-2016						
2016-2017						
2017-2018						
2018-2019						
BEYOND 2019						
TOTAL COST					855,000	855,000

EXPENDITURE BREAKDOWN

EXPENDITURE BREAKDOWN	ENGINEERING	TESTING	LAND ACQUISITION	CONSTRUCTION	OTHER	TOTAL
PRIOR BDGTS						
2014-2015					855,000	855,000
2015-2016						
2016-2017						
2017-2018						
2018-2019						
BEYOND 2019						
TOTAL COST					855,000	855,000

PROJECT DESCRIPTION:

Extend gas service for expansion and development of the Port of Alexandria.

PROJECT JUSTIFICATION:

Extension of gas service at the point will add to utility customer base and aid in economic development.

PROJECT PRIORITY:

A

START DATE:

2015

EST TIME TO COMPLETE:

6 months

OPERATING BUDGET EFFECT:

NONE

N/A

SEE DETAIL

SHEET A 2014-2015/2018-2019 CAPITAL IMPROVEMENTS PROGRAM

PROJECT TITLE: Pecan Bayou Subdivision Ph 4	PROJECT CATEGORY: Gas
PROJECT NUMBER: N/A	COUNCIL DISTRICT #
DIVISION: Utilities	DEPARTMENT: Gas

PROJECT BUDGET

REVENUE BREAKDOWN

REVENUE SOURCES					UTILITY FUND	TOTAL
PRIOR BDGTS						
PRIOR EXP						
BUDGET C/0						
2014-2015						
2015-2016					110,000	110,000
2016-2017						
2017-2018						
2018-2019						
BEYOND 2019						
TOTAL COST					110,000	110,000

EXPENDITURE BREAKDOWN

EXPENDITURE BREAKDOWN	ENGINEERING	TESTING	LAND ACQUISITION	CONSTRUCTION	OTHER	TOTAL
PRIOR BDGTS						
2014-2015						
2015-2016					110,000	110,000
2016-2017						
2017-2018						
2018-2019						
BEYOND 2019						
TOTAL COST					110,000	110,000

PROJECT DESCRIPTION:

Extend gas service to Pecan Bayou Subdivision Phase 4.

PROJECT JUSTIFICATION:

Expansion of the utility customer base due to private development.

PROJECT PRIORITY:

A

START DATE:

2016

EST TIME TO COMPLETE:

6 months

OPERATING BUDGET EFFECT:

NONE

N/A

SEE DETAIL

O. WASTEWATER

TABLE OF CONTENTS

		<u><i>WASTEWATER</i></u>	<u>PAGE</u>
818901	Sewer Line Rehab & Replacement	4
810402	Hwy 28 W Pump Station/Sewer	5
810802	SCADA System Upgrade	6
810901	Shirley Park Lift Station	7
810904	Collection/Treatment Painting	8
810905	Treatment Plant Improvements	9
811301	Atwood Station Odor Control	10
811501	Lift Station Upgrades	11
811502	Port Force Main Additions	12
*	Treatment Plant Drainage	13
*	Lift Station Stand by Power	14
*	Vehicle Storage Building	15

2014-2015

**COMBINED CAPITAL PROJECTS
SOURCES OF FUNDING SUMMARY**

WASTEWATER

PROJECT IDENTIFICATION	SALES TAXES	SALES TAX BONDS 08	AD VAL TAX- 08	FEDERAL FUNDS	STATE FUNDS	UTILITY FUND	TOTALS
Sewer Line Rehab & Replacement						500,000	500,000
Lift Station Upgrades						195,000	195,000
Port Force Main Additions						145,000	145,000
Total Wastewater	0	0	0	0	0	840,000	840,000

2014-2015

ENTERPRISE CAPITAL PROJECTS
FIVE YEAR CAPITAL PLAN

WASTEWATER

PROJ #	PROJECT IDENTIFICATION	BUDGET C/O	FISCAL YEAR					TOTAL 5 YEAR	BEYOND 2019	TOTAL COST
			14-15	15-16	16-17	17-18	18-19			
818901	Sewer Line Rehab & Replacemer	194,297	500,000	500,000	500,000	750,000	750,000	3,000,000		3,194,297
810402	Hwy 28 W Pump Station/Sewer	540,289						0		540,289
810802	SCADA System Upgrade	70,467						0		70,467
810901	Shirley Park Lift Station @	589,650						0		589,650
810904	Collection/Treatment Painting @	733,395						0		733,395
810905	Treatment Plant Improvements @	1,459,255						0		1,459,255
811301	Atwood Station Odor Control	205,000						0		205,000
811501	Lift Station Upgrades	0	195,000					195,000		195,000
811502	Port Force Main Additions	0	145,000					145,000		145,000
*	Treatment Plant Drainage	0		465,000				465,000		465,000
*	Lift Station Stand by Power	0		256,400				256,400		256,400
*	Vehicle Storage Building	0		210,000				210,000		210,000
Total Wastewater		3,792,353	840,000	1,431,400	500,000	750,000	750,000	4,271,400	0	8,063,753

- * Project Number to be Assigned
- @ New or Revised Projects
- Projects to be closed

SHEET A 2014-2015/2018-2019 CAPITAL IMPROVEMENTS PROGRAM

PROJECT TITLE: Sewer Line Rehabilitation	PROJECT CATEGORY: Wastewater
PROJECT NUMBER: 818901	COUNCIL DISTRICT # N/A
DIVISION: Utilities	DEPARTMENT: Wastewater

PROJECT BUDGET

REVENUE BREAKDOWN

REVENUE SOURCES					UTILITY FUND	TOTAL
PRIOR BDGTS					9,267,766	9,267,766
PRIOR EXP					9,073,469	9,073,469
BUDGET C/O					194,297	194,297
2014-2015					500,000	500,000
2015-2016					500,000	500,000
2016-2017					500,000	500,000
2017-2018					750,000	750,000
2018-2019					750,000	750,000
BEYOND 2019						
TOTAL COST					12,267,766	12,267,766

EXPENDITURE BREAKDOWN

EXPENDITURE BREAKDOWN	ENGINEERING	TESTING	LAND ACQUISITION	CONSTRUCTION	OTHER	TOTAL
PRIOR BDGTS	740,000			8,527,766		9,267,766
2014-2015				500,000		500,000
2015-2016				500,000		500,000
2016-2017				500,000		500,000
2017-2018				750,000		750,000
2018-2019				750,000		750,000
BEYOND 2019						
TOTAL COST	740,000			11,527,766		12,267,766

PROJECT SPECIFICATIONS

PROJECT DESCRIPTION: Sewer line rehabilitation.			
PROJECT JUSTIFICATION: Repair, reline or replace deteriorated mains, manholes and services that are identified as causing excess infiltration and inflow into the collection system. This project addresses our entire collection system. Increased cost are to ensure EPA compliance in coming years. We have received correspondence for the EPA urging the reimplementation of this program.			
PROJECT PRIORITY:	A	EST TIME TO COMPLETE:	As Needed
START DATE:	On Going		
OPERATING BUDGET EFFECT:	<input checked="" type="checkbox"/> NONE	<input type="checkbox"/> N/A	<input type="checkbox"/> SEE DETAIL.

SHEET A 2014-2015/2018-2019 CAPITAL IMPROVEMENTS PROGRAM

PROJECT TITLE: Hwy 28 Pump Station / Sewer	PROJECT CATEGORY: Wastewater
PROJECT NUMBER: 810402	COUNCIL DISTRICT # 2
DIVISION: Utilities	DEPARTMENT: Wastewater

PROJECT BUDGET

REVENUE BREAKDOWN

REVENUE SOURCES					UTILITY FUND	TOTAL
PRIOR BDGTS					1,995,000	1,995,000
PRIOR EXP					1,454,711	1,454,711
BUDGET C/0					540,289	540,289
2014-2015						
2015-2016						
2016-2017						
2017-2018						
2018-2019						
BEYOND 2019						
TOTAL COST					1,995,000	1,995,000

EXPENDITURE BREAKDOWN

EXPENDITURE BREAKDOWN	ENGINEERING	TESTING	LAND ACQUISITION	CONSTRUCTION	OTHER	TOTAL
PRIOR BDGTS				1,995,000		1,995,000
2014-2015						
2015-2016						
2016-2017						
2017-2018						
2018-2019						
BEYOND 2019						
TOTAL COST				1,995,000		1,995,000

PROJECT SPECIFICATIONS

PROJECT DESCRIPTION: Construction of Major Pumping Station, Force Main, and Gravity Sewer.	
PROJECT JUSTIFICATION: This project will eliminate 7 smaller lift stations and will also relieve the overloading of Charles Park Lift Station. This is also a vital part of the West Alexandria Wastewater Treatment Plant Study. This will also facilitate the development along Versailles Boulevard.	
PROJECT PRIORITY: B	
START DATE: 2005	EST TIME TO COMPLETE: 2 months
OPERATING BUDGET EFFECT:	
<input type="checkbox"/> NONE	<input checked="" type="checkbox"/> N/A
	<input type="checkbox"/> SEE DETAIL

SHEET A 2014-2015/2018-2019 CAPITAL IMPROVEMENTS PROGRAM

PROJECT TITLE: SCADA System Upgrade	PROJECT CATEGORY: Wastewater
PROJECT NUMBER: 810802	COUNCIL DISTRICT # 2
DIVISION: Utilities	DEPARTMENT: Wastewater

PROJECT BUDGET

REVENUE BREAKDOWN

REVENUE SOURCES				STATE DEQ LOAN	UTILITY FUND	TOTAL
PRIOR BDGTS				920,845	150,000	1,070,845
PRIOR EXP				920,845	79,533	1,000,378
BUDGET C/0				0	70,467	70,467
2014-2015						
2015-2016						
2016-2017						
2017-2018						
2018-2019						
BEYOND 2019						
TOTAL COST				920,845	150,000	1,070,845

EXPENDITURE BREAKDOWN

EXPENDITURE BREAKDOWN	ENGINEERING	TESTING	LAND ACQUISITION	CONSTRUCTION	OTHER	TOTAL
PRIOR BDGTS	42,000			108,000	920,845	1,070,845
2014-2015						
2015-2016						
2016-2017						
2017-2018						
2018-2019						
BEYOND 2019						
TOTAL COST	42,000			108,000	920,845	1,070,845

PROJECT SPECIFICATIONS

PROJECT DESCRIPTION: Upgrade existing INTRAC sites to MOSCAD and add additional lift station sites to remote status.			
PROJECT JUSTIFICATION: Existing support to INTRAC sites is becoming obsolete. Upgrade to MOSCAD will ensure much needed support. Additional lift stations sites to be included for early warning of potential overflows.			
PROJECT PRIORITY:	A	EST TIME TO COMPLETE:	6 months
START DATE:	2011	OPERATING BUDGET EFFECT:	NONE
			X N/A
			SEE DETAIL

SHEET A 2014-2015/2018-2019 CAPITAL IMPROVEMENTS PROGRAM

PROJECT TITLE: Shirley Park Lift Station Replacement	PROJECT CATEGORY: Wastewater
PROJECT NUMBER: 810901	COUNCIL DISTRICT # 2
DIVISION: Utilities	DEPARTMENT: Wastewater

PROJECT BUDGET

REVENUE BREAKDOWN

REVENUE SOURCES					UTILITY FUND	TOTAL
PRIOR BDGTS					611,000	611,000
PRIOR EXP					21,350	21,350
BUDGET C/O					589,650	589,650
2014-2015						
2015-2016						
2016-2017						
2017-2018						
2018-2019						
BEYOND 2019						
TOTAL COST					611,000	611,000

EXPENDITURE BREAKDOWN

EXPENDITURE BREAKDOWN	ENGINEERING	TESTING	LAND ACQUISITION	CONSTRUCTION	OTHER	TOTAL
PRIOR BDGTS	79,550	2,950		528,500		611,000
2014-2015						
2015-2016						
2016-2017						
2017-2018						
2018-2019						
BEYOND 2019						
TOTAL COST	79,550	2,950		528,500		611,000

PROJECT SPECIFICATIONS

PROJECT DESCRIPTION:

Installation of a modern below ground duplex pump package with high efficiency pumps.

PROJECT JUSTIFICATION:

Existing station is equipped with an antiquated horizontal axial flow pump. Parts and support are no longer available.

PROJECT PRIORITY: A

START DATE: 2006

EST TIME TO COMPLETE: 6 months

OPERATING BUDGET EFFECT:

NONE

N/A

SEE DETAIL

SHEET A 2014-2015/2018-2019 CAPITAL IMPROVEMENTS PROGRAM

PROJECT TITLE: Collection/Treatment Painting Project	PROJECT CATEGORY: Wastewater
PROJECT NUMBER: 810904	COUNCIL DISTRICT # 2
DIVISION: Utilities	DEPARTMENT: Wastewater

PROJECT BUDGET

REVENUE BREAKDOWN

REVENUE SOURCES					UTILITY FUND	TOTAL
PRIOR BDGTS					790,000	790,000
PRIOR EXP					56,605	56,605
BUDGET C/0					733,395	733,395
2014-2015						
2015-2016						
2016-2017						
2017-2018						
2018-2019						
BEYOND 2019						
TOTAL COST					790,000	790,000

EXPENDITURE BREAKDOWN

EXPENDITURE BREAKDOWN	ENGINEERING	TESTING	LAND ACQUISITION	CONSTRUCTION	OTHER	TOTAL
PRIOR BDGTS	75,000			715,000		790,000
2014-2015						
2015-2016						
2016-2017						
2017-2018						
2018-2019						
BEYOND 2019						
TOTAL COST	75,000			715,000		790,000

PROJECT SPECIFICATIONS

PROJECT DESCRIPTION: Painting of buildings & equipment at the following locations: Casson Street Lift Station, Masonic Drive Lift Station, Atwood Lift Station, In-Plant Lift Station, Sludge Thickener Tanks and Sludge Hopper at Solids Handling Building.			
PROJECT JUSTIFICATION: Paint on these structures and equipment is severely deteriorated. Work is needed to maintain structural integrity.			
PROJECT PRIORITY:	A	EST TIME TO COMPLETE:	As needed
START DATE:	2005	OPERATING BUDGET EFFECT:	NONE
		X	N/A
			SEE DETAIL

SHEET A 2014-2015/2018-2019 CAPITAL IMPROVEMENTS PROGRAM

PROJECT TITLE: Wastewater Treatment Plant Improvements	PROJECT CATEGORY: Wastewater
PROJECT NUMBER: 810905	COUNCIL DISTRICT # 2
DIVISION: Utilities	DEPARTMENT: Wastewater

PROJECT BUDGET

REVENUE BREAKDOWN

REVENUE SOURCES	STATE DEQ LOAN	UTILITY FUND	TOTAL
PRIOR BDGTS	3,531,585	35,000	3,566,585
PRIOR EXP	2,107,330		2,107,330
BUDGET C/0	1,424,255	35,000	1,459,255
2014-2015			
2015-2016			
2016-2017			
2017-2018			
2018-2019			
BEYOND 2019			
TOTAL COST	3,531,585	35,000	3,566,585

EXPENDITURE BREAKDOWN

EXPENDITURE BREAKDOWN	ENGINEERING	TESTING	LAND ACQUISITION	CONSTRUCTION	OTHER	TOTAL
PRIOR BDGTS	35,000				3,531,585	3,566,585
2014-2015						
2015-2016						
2016-2017						
2017-2018						
2018-2019						
BEYOND 2019						
TOTAL COST	35,000				3,531,585	3,566,585

PROJECT SPECIFICATIONS

PROJECT DESCRIPTION: Rehabilitation of #1 & #4 Clarifiers; replacement of existing baffle walls in #1 and #2 secondary ponds; and construction of an Influent Flow meter vault with enclosure.			
PROJECT JUSTIFICATION: Existing clarifiers were constructed in the mid 1970's and are in need of repair. They will be rehabed with more modern equipment. The baffle walls in both secondary ponds are deteriorated beyond repair. Existing wooden structures will be replaced with FRP. Existing Influent Flow Meter is obsolete and will be replaced by modern equipment housed in an underground vault and enclosure.			
PROJECT PRIORITY:	A	EST TIME TO COMPLETE:	1 Year
START DATE:	N/A	OPERATING BUDGET EFFECT:	
	<input type="checkbox"/> NONE	<input checked="" type="checkbox"/> N/A	<input type="checkbox"/> SEE DETAIL

SHEET A 2014-2015/2018-2019 CAPITAL IMPROVEMENTS PROGRAM

PROJECT TITLE: Atwood Lift Station Odor Control	PROJECT CATEGORY: Wastewater
PROJECT NUMBER: 811301	COUNCIL DISTRICT # 2
DIVISION: Utilities	DEPARTMENT: Wastewater

PROJECT BUDGET

REVENUE BREAKDOWN

REVENUE SOURCES					UTILITY FUND	TOTAL
PRIOR BDGTS					205,000	205,000
PRIOR EXP						
BUDGET C/0					205,000	205,000
2014-2015						
2015-2016						
2016-2017						
2017-2018						
2018-2019						
BEYOND 2019						
TOTAL COST					205,000	205,000

EXPENDITURE BREAKDOWN

EXPENDITURE BREAKDOWN	ENGINEERING	TESTING	LAND ACQUISITION	CONSTRUCTION	OTHER	TOTAL
PRIOR BDGTS	15,000			190,000		205,000
2014-2015						
2015-2016						
2016-2017						
2017-2018						
2018-2019						
BEYOND 2019						
TOTAL COST	15,000			190,000		205,000

PROJECT SPECIFICATIONS

PROJECT DESCRIPTION: Construction of Odor Control System at Atwood Lift Station.			
PROJECT JUSTIFICATION: Very high levels of hydrogen sulfide are currently being emitted from this lift station. The City has received numerous complaints about odors at this site. The system will render this station odor free.			
PROJECT PRIORITY:	A	EST TIME TO COMPLETE:	2-3 months
START DATE:	2006	OPERATING BUDGET EFFECT:	NONE
			X N/A
			SEE DETAIL

SHEET A 2014-2015/2018-2019 CAPITAL IMPROVEMENTS PROGRAM

PROJECT TITLE: Lift Station Upgrades	PROJECT CATEGORY: Wastewater
PROJECT NUMBER: 811501	COUNCIL DISTRICT # 2
DIVISION: Utilities	DEPARTMENT: Wastewater

PROJECT BUDGET

REVENUE BREAKDOWN

REVENUE SOURCES					UTILITY FUND	TOTAL
PRIOR BDGTS						
PRIOR EXP						
BUDGET C/0						
2014-2015					195,000	195,000
2015-2016						
2016-2017						
2017-2018						
2018-2019						
BEYOND 2019						
TOTAL COST					195,000	195,000

EXPENDITURE BREAKDOWN

EXPENDITURE BREAKDOWN	ENGINEERING	TESTING	LAND ACQUISITION	CONSTRUCTION	OTHER	TOTAL
PRIOR BDGTS						
2014-2015					195,000	195,000
2015-2016						
2016-2017						
2017-2018						
2018-2019						
BEYOND 2019						
TOTAL COST					195,000	195,000

PROJECT SPECIFICATIONS

PROJECT DESCRIPTION:

Installation of modern above-ground duplex pump package with high capacity pumps at Good Earth, Clermont, and Twin Bridges Road Lift Stations.

PROJECT JUSTIFICATION:

Existing pumps at these stations are inefficient and have to be frequently repaired.

PROJECT PRIORITY: A

START DATE: 2015

EST TIME TO COMPLETE: 1 Year

OPERATING BUDGET EFFECT:

NONE

N/A

SEE DETAIL

SHEET A 2014-2015/2018-2019 CAPITAL IMPROVEMENTS PROGRAM

PROJECT TITLE: Port Force Main Additions	PROJECT CATEGORY: Wastewater
PROJECT NUMBER: 811502	COUNCIL DISTRICT # 2
DIVISION: Utilities	DEPARTMENT: Wastewater

PROJECT BUDGET

REVENUE BREAKDOWN

REVENUE SOURCES					UTILITY FUND	TOTAL
PRIOR BDGTS						
PRIOR EXP						
BUDGET C/O						
2014-2015					145,000	145,000
2015-2016						
2016-2017						
2017-2018						
2018-2019						
BEYOND 2019						
TOTAL COST					145,000	145,000

EXPENDITURE BREAKDOWN

EXPENDITURE BREAKDOWN	ENGINEERING	TESTING	LAND ACQUISITION	CONSTRUCTION	OTHER	TOTAL
PRIOR BDGTS						
2014-2015					145,000	145,000
2015-2016						
2016-2017						
2017-2018						
2018-2019						
BEYOND 2019						
TOTAL COST					145,000	145,000

PROJECT SPECIFICATIONS

PROJECT DESCRIPTION:
Construction of a lift station and force main to serve Port Addition.

PROJECT JUSTIFICATION:
Existing sewer service at Port is not adequate to facilitate this expansion.

PROJECT PRIORITY: A

START DATE: 2015 **EST TIME TO COMPLETE:** 1 Year

OPERATING BUDGET EFFECT:
 NONE X N/A SEE DETAIL

SHEET A 2014-2015/2018-2019 CAPITAL IMPROVEMENTS PROGRAM

PROJECT TITLE: Treatment Plant Drainage	PROJECT CATEGORY: Wastewater
PROJECT NUMBER: N/A	COUNCIL DISTRICT # 2
DIVISION: Utilities	DEPARTMENT: Wastewater

PROJECT BUDGET

REVENUE BREAKDOWN

REVENUE SOURCES					UTILITY FUND	TOTAL
PRIOR BDGTS						
PRIOR EXP						
BUDGET C/0						
2014-2015						
2015-2016					465,000	465,000
2016-2017						
2017-2018						
2018-2019						
BEYOND 2019						
TOTAL COST					465,000	465,000

EXPENDITURE BREAKDOWN

EXPENDITURE BREAKDOWN	ENGINEERING	TESTING	LAND ACQUISITION	CONSTRUCTION	OTHER	TOTAL
PRIOR BDGTS						
2014-2015						
2015-2016	65,000			400,000		465,000
2016-2017						
2017-2018						
2018-2019						
BEYOND 2019						
TOTAL COST	65,000			400,000		465,000

PROJECT SPECIFICATIONS

PROJECT DESCRIPTION:

Replacement of 54" existing drain under Kansas City Southern Railroad at the Treatment Plant.

PROJECT JUSTIFICATION:

Existing drainage under railroad is inadequate. With proposed storm water regulation at the Wastewater Treatment Plant, this project is needed to move stormwater through the Plant.

PROJECT PRIORITY:

A

START DATE:

N/A

EST TIME TO COMPLETE:

6 months

OPERATING BUDGET EFFECT:

NONE

X N/A

SEE DETAIL

SHEET A 2014-2015/2018-2019 CAPITAL IMPROVEMENTS PROGRAM

PROJECT TITLE: In-Plant Lift Station Stand-By Power	PROJECT CATEGORY: Wastewater
PROJECT NUMBER: N/A	COUNCIL DISTRICT # 2
DIVISION: Utilities	DEPARTMENT: Wastewater

PROJECT BUDGET

REVENUE BREAKDOWN

REVENUE SOURCES					UTILITY FUND	TOTAL
PRIOR BDGTS						
PRIOR EXP						
BUDGET C/0						
2014-2015					256,400	256,400
2015-2016						
2016-2017						
2017-2018						
2018-2019						
BEYOND 2019						
TOTAL COST					256,400	256,400

EXPENDITURE BREAKDOWN

EXPENDITURE BREAKDOWN	ENGINEERING	TESTING	LAND ACQUISITION	CONSTRUCTION	OTHER	TOTAL
PRIOR BDGTS						
2014-2015						256,400
2015-2016	21,400	1,000		234,000		
2016-2017						
2017-2018						
2018-2019						
BEYOND 2019						
TOTAL COST	21,400	1,000		234,000		256,400

PROJECT SPECIFICATIONS

PROJECT DESCRIPTION: Addition of Stand-By Power Unit at Treatment Plant In-Plant Lift Station.			
PROJECT JUSTIFICATION: In the event of natural disaster and electrical power is unavailable, this will ensure normal treatment of our wastewater without interruption.			
PROJECT PRIORITY:	A	EST TIME TO COMPLETE:	6 months
START DATE:	2006	OPERATING BUDGET EFFECT:	NONE X N/A SEE DETAIL

SHEET A 2014-2015/2018-2019 CAPITAL IMPROVEMENTS PROGRAM

PROJECT TITLE: Vehicle Storage Building	PROJECT CATEGORY: Wastewater
PROJECT NUMBER: N/A	COUNCIL DISTRICT # 2
DIVISION: Utilities	DEPARTMENT: Wastewater

PROJECT BUDGET

REVENUE BREAKDOWN

REVENUE SOURCES					UTILITY FUND	TOTAL
PRIOR BDGTS						
PRIOR EXP						
BUDGET C/0						
2014-2015						
2015-2016					210,000	210,000
2016-2017						
2017-2018						
2018-2019						
BEYOND 2019						
TOTAL COST					210,000	210,000

EXPENDITURE BREAKDOWN

EXPENDITURE BREAKDOWN	ENGINEERING	TESTING	LAND ACQUISITION	CONSTRUCTION	OTHER	TOTAL
PRIOR BDGTS						
2014-2015						
2015-2016					210,000	210,000
2016-2017						
2017-2018						
2018-2019						
BEYOND 2019						
TOTAL COST					210,000	210,000

PROJECT SPECIFICATIONS

PROJECT DESCRIPTION:

Replacement of CMU wall and roofing at the Wastewater Treatment Plant shop and vehicle storage area.

PROJECT JUSTIFICATION:

Existing wall and roofing are severely deteriorated and in need of replacement.

PROJECT PRIORITY:

A

START DATE:

2006

EST TIME TO COMPLETE:

6 months

OPERATING BUDGET EFFECT:

NONE

N/A

SEE DETAIL

2014-2015/2018-2019 CAPITAL IMPROVEMENTS BUDGET

*****THIS PAGE LEFT BLANK*****

P. OTHER

TABLE OF CONTENTS

	<i><u>OTHER</u></i>		<u>PAGE</u>
860701	Telephone Network Upgrade	4
860702	GIS System/GPS Equipment	5
861301	CRM System	6
861401	GIS Building	7

2014-2015

**COMBINED CAPITAL PROJECTS
SOURCES OF FUNDING SUMMARY**

OTHER

PROJECT IDENTIFICATION	SALES TAXES	SALES TAX BONDS 08	AD VAL TAX- 08	FEDERAL FUNDS	STATE FUNDS	UTILITY FUND	TOTALS
Telephone Network Upgrade						100,000	100,000
GIS System/GPS Equipment						100,000	100,000
							0
Total Other	0	0	0	0	0	200,000	200,000
Total Utility Capital	0	0	0	0	0	3,951,654	3,951,654

**2014-2015
ENTERPRISE CAPITAL PROJECTS
FIVE YEAR CAPITAL PLAN**

OTHER

PROJ #	PROJECT IDENTIFICATION	BUDGET C/O	FISCAL YEAR					TOTAL 5 YEAR	BEYOND 2019	TOTAL COST
			14-15	15-16	16-17	17-18	18-19			
860701	Telephone Network Upgrade	401,500	100,000					100,000		501,500
860702	GIS System/GPS Equipment	612,715	100,000					100,000		712,715
861301	CRM System	55,000						0		55,000
861401	GIS Building	1,273,369						0		1,273,369
Total Other		2,342,584	200,000	0	0	0	0	200,000	0	2,542,584
TOTAL UTILITY CAPITAL		100,513,256	3,951,654	4,577,400	1,765,000	2,015,000	1,515,000	13,824,054	2,200,000	35,281,113

- * Project Number to be Assigned
- @ New or Revised Projects
- Projects to be closed

SHEET A 2014-2015/2018-2019 CAPITAL IMPROVEMENTS PROGRAM

PROJECT TITLE: Telephone Network Upgrade	PROJECT CATEGORY: Other
PROJECT NUMBER: 860701	COUNCIL DISTRICT # N/A
DIVISION: Finance	DEPARTMENT: Various

PROJECT BUDGET

REVENUE BREAKDOWN

REVENUE SOURCES					UTILITY FUND	TOTAL
PRIOR BDGTS					2,836,410	2,836,410
PRIOR EXP					2,434,910	2,434,910
BUDGET C/0					401,500	401,500
2014-2015					100,000	100,000
2015-2016						
2016-2017						
2017-2018						
2018-2019						
BEYOND 2019						
TOTAL COST					2,936,410	2,936,410

EXPENDITURE BREAKDOWN

EXPENDITURE BREAKDOWN	ENGINEERING	TESTING	LAND ACQUISITION	CONSTRUCTION	OTHER	TOTAL
PRIOR BDGTS					2,836,410	2,836,410
2014-2015					100,000	100,000
2015-2016						
2016-2017						
2017-2018						
2018-2019						
BEYOND 2019						
TOTAL COST					2,936,410	2,936,410

PROJECT SPECIFICATIONS

PROJECT DESCRIPTION:
Upgrade existing telephone network to be self reliant. Will allow phone communications between all city facilities to continue without interruption in service from Bell South is lost.

PROJECT JUSTIFICATION:
Eliminate dependence on Bell South and problems with old phone lines that Bell South refuses to replace. Creates redundancy where a single point of failure will not effect telephone network. All sites will be capable of running on their own without being connected to City Hall. No limitations on voice calls between facilities. All facilities would have features that the central switch has. All future upgrades can be done at once instead of at each different facility. Upgrades can be done without shutting down the entire telephone network.

PROJECT PRIORITY: A			
START DATE: 2003	EST TIME TO COMPLETE: As Needed		
OPERATING BUDGET EFFECT: <input type="checkbox"/> NONE	<input checked="" type="checkbox"/> X	<input type="checkbox"/> N/A	<input type="checkbox"/> SEE DETAIL

SHEET A 2014-2015/2018-2019 CAPITAL IMPROVEMENTS PROGRAM

PROJECT TITLE: GIS System/GPS Equipment	PROJECT CATEGORY: Other
PROJECT NUMBER: 860702	COUNCIL DISTRICT # N/A
DIVISION: Finance	DEPARTMENT: Various

PROJECT BUDGET

REVENUE BREAKDOWN

REVENUE SOURCES					UTILITY FUND	TOTAL
PRIOR BDGTS					1,610,500	1,610,500
PRIOR EXP					997,785	997,785
BUDGET C/0					612,715	612,715
2014-2015					100,000	100,000
2015-2016						
2016-2017						
2017-2018						
2018-2019						
BEYOND 2019						
TOTAL COST					1,710,500	1,710,500

EXPENDITURE BREAKDOWN

EXPENDITURE BREAKDOWN	ENGINEERING	TESTING	LAND ACQUISITION	CONSTRUCTION	OTHER	TOTAL
PRIOR BDGTS					1,610,500	1,610,500
2014-2015					100,000	100,000
2015-2016						
2016-2017						
2017-2018						
2018-2019						
BEYOND 2019						
TOTAL COST					1,710,500	1,710,500

PROJECT SPECIFICATIONS

PROJECT DESCRIPTION: Create a GIS system for city wide usage.			
PROJECT JUSTIFICATION: City is currently without GIS service. This project will enhance operations in Electric, Water, Gas, Wastewater, Engineering, Finance, Streets, Traffic, Building Inspection, Police and Fire by identifying each 911 address, existing utilities, streets, and drainage structures.			
PROJECT PRIORITY:	A	EST TIME TO COMPLETE:	As Needed
START DATE:	2007	OPERATING BUDGET EFFECT:	
	<input type="checkbox"/> NONE	<input checked="" type="checkbox"/> X	<input type="checkbox"/> N/A <input type="checkbox"/> SEE DETAIL

SHEET A 2014-2015/2018-2019 CAPITAL IMPROVEMENTS PROGRAM

PROJECT TITLE: CRM System		PROJECT CATEGORY: Other	
PROJECT NUMBER: 861301		COUNCIL DISTRICT # N/A	
DIVISION: Finance		DEPARTMENT: Various	

PROJECT BUDGET

REVENUE BREAKDOWN

REVENUE SOURCES					UTILITY FUND	TOTAL
PRIOR BDGTS					55,000	55,000
PRIOR EXP						
BUDGET C/0					55,000	55,000
2014-2015						
2015-2016						
2016-2017						
2017-2018						
2018-2019						
BEYOND 2019						
TOTAL COST					55,000	55,000

EXPENDITURE BREAKDOWN

EXPENDITURE BREAKDOWN	ENGINEERING	TESTING	LAND ACQUISITION	CONSTRUCTION	OTHER	TOTAL
PRIOR BDGTS					55,000	55,000
2014-2015						
2015-2016						
2016-2017						
2017-2018						
2018-2019						
BEYOND 2019						
TOTAL COST					55,000	55,000

PROJECT SPECIFICATIONS

PROJECT DESCRIPTION: Customer Contact and Complaint Management System.			
PROJECT JUSTIFICATION: Better manage customer contacts.			
PROJECT PRIORITY:	A	EST TIME TO COMPLETE:	As Needed
START DATE:	2012	OPERATING BUDGET EFFECT:	
	<input type="checkbox"/> NONE	<input checked="" type="checkbox"/> N/A	<input type="checkbox"/> SEE DETAIL

SHEET A 2014-2015/2018-2019 CAPITAL IMPROVEMENTS PROGRAM

PROJECT TITLE: GIS Building		PROJECT CATEGORY: Other	
PROJECT NUMBER: 861401		COUNCIL DISTRICT # N/A	
DIVISION: Finance		DEPARTMENT: Various	

PROJECT BUDGET

REVENUE BREAKDOWN

REVENUE SOURCES					UTILITY FUND	TOTAL
PRIOR BDGTS					1,300,000	1,300,000
PRIOR EXP					26,631	26,631
BUDGET C/0					1,273,369	1,273,369
2014-2015						
2015-2016						
2016-2017						
2017-2018						
2018-2019						
BEYOND 2019						
TOTAL COST					1,300,000	1,300,000

EXPENDITURE BREAKDOWN

EXPENDITURE BREAKDOWN	ENGINEERING	TESTING	LAND ACQUISITION	CONSTRUCTION	OTHER	TOTAL
PRIOR BDGTS					1,300,000	1,300,000
2014-2015						
2015-2016						
2016-2017						
2017-2018						
2018-2019						
BEYOND 2019						
TOTAL COST					1,300,000	1,300,000

PROJECT SPECIFICATIONS

PROJECT DESCRIPTION: Construct a building to house GIS and emergency preparedness.			
PROJECT JUSTIFICATION: The growing GIS operations do not presently have a separate building.			
PROJECT PRIORITY:	A	EST TIME TO COMPLETE:	As Needed
START DATE:	2012	OPERATING BUDGET EFFECT:	NONE
		X	N/A
			SEE DETAIL

2014-2015/2018-2019 CAPITAL IMPROVEMENTS BUDGET

*****THIS PAGE LEFT BLANK*****

Q. MUNICIPAL TRANSIT

TABLE OF CONTENTS

		<u>MUNICIPAL TRANSIT</u>	<u>PAGE</u>
709712	Buses	4

2014-2015

**COMBINED CAPITAL PROJECTS
SOURCES OF FUNDING SUMMARY**

MUNICIPAL TRANSIT SYSTEM

PROJECT IDENTIFICATION	SALES TAXES	SALES TAX BONDS 08	AD VAL TAX- 08	FEDERAL FUNDS	STATE FUNDS	UTILITY FUND	TOTALS
Total Transit Capital	0	0	0	0	0	0	0

2014-2015

ENTERPRISE CAPITAL PROJECTS
FIVE YEAR CAPITAL PLAN

MUNICIPAL TRANSIT

PROJ #	PROJECT IDENTIFICATION	BUDGET C/O	FISCAL YEAR					TOTAL 5 YEAR	BEYOND 2019	TOTAL COST
			14-15	15-16	16-17	17-18	18-19			
709712	Buses	437,500						0		437,500
TOTAL TRANSIT		437,500	0	0	0	0	0	0	0	437,500

* Project Number to be Assigned
 @ New or Revised Projects
 Projects to be closed

R. FIVE YEAR PLAN

**2014-2015
GENERAL CAPITAL PROJECTS
FIVE YEAR CAPITAL PLAN**

PUBLIC ENTERPRISE

PROJ #	PROJECT IDENTIFICATION	BUDGET C/O	FISCAL YEAR					TOTAL 5 YEAR	BEYOND 2019	TOTAL COST	
			14-15	15-16	16-17	17-18	18-19				
059401	Reserve for Relocation Projects	100,000	100,000	100,000	100,000	100,000	100,000	500,000		600,000	
050301	City Hall Plaza Sealing	200,134	(200,134)	500,000			2,300,000	1,900,000	4,499,866	3,000,000	7,700,000
860301	Info Technology Upgrades	95,422						0		95,422	
050701	Animal Shelter Improvements	17,202						0		17,202	
050710	AUMP Lower Third	3,204,767	200,000					200,000		3,404,767	
050801	Building Improvements	745,523	(72,500)	150,000	150,000	150,000	150,000	527,500		1,273,023	
050802	Roof Replacement	425,555	150,000	150,000	150,000	150,000	150,000	750,000		1,175,555	
050812	Brownsfield Grants	52,938						0		52,938	
050903	Fueling Depot Improvements	183,342	48,000					48,000		231,342	
050905	City Compound Security Enhancem	29,371						0		29,371	
051002	Riverfront Improvements	1,990						0		1,990	
051101	Mobile Emergency Equipment	93,810						0		93,810	
051103	Red River Imp Venture	73,768	500,000					500,000		573,768	
051104	Port of Alexandria Rail Spur Imp	526,430	100,000					100,000		626,430	
051201	Port of Alex/Ruston Foundry	47,298						0		47,298	
051202	Hodges Stockbarn Development	177,677						0		177,677	
051302	Riverfront Center Improvements	722,484						0		722,484	
051303	Resiliency Program	16,617						0		16,617	
051401	Energy Renovations	225,000	200,000					200,000		425,000	
051402	Environmental Mitigations	600,000	(400,000)					(400,000)		200,000	
051403	Genia Community College	2,294,230						0		2,294,230	
051501	Code Enforcement Canopy	0	85,000					85,000		85,000	
051502	Riverfront Senescence Mitigation	0	487,000	487,000	412,000	150,000	150,000	1,686,000	150,000	1,836,000	
Total Public Enterprise		9,833,558	1,197,366	1,387,000	812,000	2,850,000	2,450,000	8,696,366	3,150,000	21,679,924	

* Project Number to be Assigned

@ New or Revised Projects

Projects to be closed

**2014-2015
GENERAL CAPITAL PROJECTS
FIVE YEAR CAPITAL PLAN**

DRAINAGE

PROJ #	PROJECT IDENTIFICATION	BUDGET C/O	FISCAL YEAR					TOTAL 5 YEAR	BEYOND 2019	TOTAL COST
			14-15	15-16	16-17	17-18	18-19			
250203	Southern Heights Drainage	€ 205,201						0	1,000,000	1,205,201
250211	Acquisition-ROW/Servitudes	396,596	60,000	60,000	60,000	60,000	60,000	300,000		696,596
250421	Residential Ditch Closure	€ 174,881	375,000	375,000	375,000	375,000	375,000	1,875,000		2,049,881
250511	Prescott/Shirley Park-Texas	€ 193,717						0		193,717
250512	Pump Station Repairs	109,862	10,000	10,000	10,000	10,000	10,000	50,000		159,862
250604	Chatlain Lake-Willow Glen Hudson	2,165,336						0		2,165,336
251003	Red River Levee Certification	83,228						0		83,228
251101	Woodale Outfall/ Ralrd Ave Ph 2	1,344,112						0		1,344,112
251102	Woodale Outfall/ Ralrd Ave Ph 3	730,000	900,000					900,000		1,630,000
251103	Masonic Drive RCB Extension	1,814,000						0		1,814,000
251104	Tangent Rail RCB	500,000	200,000					200,000		700,000
251105	Martin Park Drainage	500,000						0		500,000
251301	Citywide Drainage Improvements	90,423						0		90,423
251303	Albert Street Box Culvert	3,840						0		3,840
251401	Culpepper Drainage	460,577	700,000	500,000	500,000	300,000		2,000,000		2,460,577
Total Drainage		8,771,773	2,245,000	945,000	945,000	745,000	445,000	5,325,000	1,000,000	15,096,773

* Project Number to be Assigned

@ New or Revised Projects

Projects to be closed

**2014-2015
GENERAL CAPITAL PROJECTS
FIVE YEAR CAPITAL PLAN**

STREETS

PROJ #	PROJECT IDENTIFICATION	BUDGET C/O	FISCAL YEAR					TOTAL 5 YEAR	BEYOND 2019	TOTAL COST
			14-15	15-16	16-17	17-18	18-19			
268823	Street, Drainage, Sidewalk Repairs	873,347	375,000	375,000	375,000	375,000	375,000	1,875,000		2,748,347
269007	Sugarhouse Road - Phase I	9,461,996	250,000					250,000	3,500,000	13,211,996
269801	Jackson St at Horseshoe Drive	@ 526,632	100,000					100,000		626,632
260003	Horseshoe/Jackson-Masonic	19,055						0		19,055
260402	Recon Horseshoe/Grove-Mac	28,831						0	1,560,000	1,588,831
260407	Street Repairs	@ 391,503	50,000	50,000	50,000	50,000	50,000	250,000		641,503
260507	Aerial Photography	@ 125,554	15,000	15,000	15,000	15,000	15,000	75,000		200,554
260604	North Mall-North to Sterkx	444,012	100,000					100,000	3,000,000	3,544,012
260608	Land Acquisitions	@ 214,814	60,000	60,000	60,000	60,000	60,000	300,000		514,814
260801	6th & 7th/Cotton to Monroe	219,245						0		219,245
260901	Sidewalk/Intersection LS Rugg	117,811						0		117,811
261002	Traffic Signals Renovations	213,918	100,000	100,000	100,000	100,000	100,000	500,000		713,918
261003	Citywide Directional Signage	575,204						0		575,204
261004	Masonic Drive Corridor Imp	216,029	150,000					150,000		366,029
261005	North MacArthur Traffic Softening	3,915,115	(2,000,000)			1,000,000	500,000	(500,000)		3,415,115
261006	Bolton Avenue Traffic Softening	814,356	100,000		900,000			1,000,000		1,814,356
261201	MPO Street Overlays	(40,362)	100,000					100,000		59,638
261203	Masonic Corridor Ph 2	155,815						0		155,815
261204	Hudson Bridge Hynson Bayou	1,391,292	100,000					100,000		1,491,292
261302	Directional Signage & Striping	39,860	100,000	100,000	100,000	100,000	100,000	500,000		539,860
261304	MPO Versailles Lighting	369,110	150,000					150,000		519,110
261306	Bolton/Rapides Intersection Imp	100,000	300,000					300,000		400,000
261307	MPO Sidewalk-Monroe St	1,871,922						0		1,871,922
261401	North/Memorial Intersection	200,000	(200,000)					(200,000)		0
261501	Hudson Bridge Chatlain Canal	0	200,000					200,000	1,400,000	1,600,000
Total Streets		22,245,059	50,000	700,000	1,600,000	1,700,000	1,200,000	5,250,000	9,460,000	36,955,059

* Project Number to be Assigned

@ New or Revised Projects

Projects to be closed

**2014-2015
GENERAL CAPITAL PROJECTS
FIVE YEAR CAPITAL PLAN**

POLICE

PROJ #	PROJECT IDENTIFICATION	BUDGET C/O	FISCAL YEAR					TOTAL 5 YEAR	BEYOND 2019	TOTAL COST
			14-15	15-16	16-17	17-18	18-19			
501301	Communications Upgrade	58,165						0		58,165
501401	Pistol Range Improvements	133,971						0		133,971
501501	Radio System 700 MHz Statewide		371,200					371,200		371,200
501502	Pistol Range Classroom		200,000					200,000		200,000
501503	Metal Building-Command Bus		71,350					71,350		71,350
501504	Parking Canopies		127,785					127,785		127,785
Total Police		192,136	770,335	0	0	0	0	770,335	0	962,471

- * Project Number to be Assigned
- @ New or Revised Projects
- Projects to be closed

**2014-2015
GENERAL CAPITAL PROJECTS
FIVE YEAR CAPITAL PLAN**

FIRE

PROJ #	PROJECT IDENTIFICATION	BUDGET C/O	FISCAL YEAR					TOTAL 5 YEAR	BEYOND 2019	TOTAL COST
			14-15	15-16	16-17	17-18	18-19			
600503	Fire Station Relocation	332,076		2,200,000	450,000			2,650,000	8,000,000	10,982,076
601301	Pumper Truck Replacement	11,142	650,000					650,000		661,142
Total Fire		343,218	650,000	2,200,000	450,000	0	0	3,300,000	8,000,000	11,643,218

- * Project Number to be Assigned
- ⊗ New or Revised Projects
- ▒ Projects to be closed

**2014-2015
GENERAL CAPITAL PROJECTS
FIVE YEAR CAPITAL PLAN**

PARKS AND RECREATION

PROJ #	PROJECT IDENTIFICATION	BUDGET C/O	FISCAL YEAR					TOTAL 5 YEAR	BEYOND 2019	TOTAL COST
			14-15	15-16	16-17	17-18	18-19			
440901	Recreational Park Improvements	1,585,949	500,000					500,000		2,085,949
441301	Lincoln Park Improvements	2,215						0		2,215
Total Park/Recreation		1,588,164	500,000	0	0	0	0	500,000	0	2,088,164

- * Project Number to be Assigned
- @ New or Revised Projects
- Projects to be closed

**2014-2015
GENERAL CAPITAL PROJECTS
FIVE YEAR CAPITAL PLAN**

ZOOLOGICAL PARK

PROJ #	PROJECT IDENTIFICATION	BUDGET C/O	FISCAL YEAR					TOTAL 5 YEAR	BEYOND 2019	TOTAL COST
			14-15	15-16	16-17	17-18	18-19			
430902	Renovation of South America Sectis	153,126	75,000					75,000		228,126
431401	AV System	75,000	75,000					75,000		150,000
431402	Renovation of Animal Hospital	340,000	60,000					60,000		400,000
431501	Zoo Senescence Mitigation	0	458,000	300,000	300,000	300,000	300,000	1,658,000		1,658,000
Total Zoological Park		568,126	668,000	300,000	300,000	300,000	300,000	1,868,000	0	2,436,126
TOTAL GENERAL CAPITAL PROJECT		43,542,034	6,080,701	5,532,000	4,107,000	5,595,000	4,395,000	25,709,701	21,610,000	90,861,735

2014-2015

**ENTERPRISE CAPITAL PROJECTS
FIVE YEAR CAPITAL PLAN**

COMMUNITY DEVELOPMENT BLOCK GRANT

PROJ #	PROJECT IDENTIFICATION	BUDGET C/O	FISCAL YEAR					TOTAL 5 YEAR	BEYOND 2019	TOTAL COST
			14-15	15-16	16-17	17-18	18-19			
000853	Green Oak Drainage Ph 2	72,824						0		72,824
000854	Monroe Street Sidewalks	(2,646)						0		(2,646)
000855	Aaron Street Sidewalks	(7,403)						0		(7,403)
TOTAL CDBG		62,775	0	0	0	0	0	0	0	62,775

- * Project Number to be Assigned
- @ New or Revised Projects
- Projects to be closed

2014-2015
ENTERPRISE CAPITAL PROJECTS
FIVE YEAR CAPITAL PLAN

ELECTRIC

PROJ #	PROJECT IDENTIFICATION	BUDGET C/O	FISCAL YEAR					TOTAL 5 YEAR	BEYOND 2019	TOTAL COST	
			14-15	15-16	16-17	17-18	18-19				
729202	Circuit Reconductoring	406,372	125,000	250,000	250,000	250,000	250,000	1,125,000		1,531,372	
720003	Replace Distribution Breakers	30,333						0		30,333	
720202	Upgrade SCADA System	57,117						0		57,117	
720601	138 KV Pole Change Out	634,961						0		634,961	
720702	Substation Oil Containment	23,544						0		23,544	
720801	Electric Utility Relocation	85,054	150,000	200,000	200,000	200,000	200,000	950,000		1,035,054	
720804	Substation Maintenance @	86,868	115,000	115,000	115,000	115,000	115,000	575,000		661,868	
720805	Distribution Feeder Maintenance @	511,573	125,000	200,000	200,000	200,000	200,000	925,000		1,436,573	
720807	Vacuum Pump	50,000						0		50,000	
720901	Upgrade Transformers at Prescott@	111,621						0	950,000	1,061,621	
720903	138 KV Pilot Wire Replacement @	518,074	250,000					250,000		768,074	
720905	Sterck Rd Transformer Rep @	1,474,853						0		1,474,853	
721003	Buhlow Bridge Relocation-Electric	53,912						0		53,912	
721101	Power Generation Additions	65,035						0		65,035	
721201	Turbine Inspection Units 3 & 4	150,000	(75,000)					(75,000)		75,000	
721202	Bearing Inspection Units 3 & 4	80,000	(35,000)					(35,000)		45,000	
721203	#3 & #4 Boiler Maint Upgrade	26,765						0		26,765	
721301	Retube E Boiler Feed Water Heater	150,000	(150,000)					(150,000)		0	
721302	138 KV Transmission Upgrade	385,689						0		385,689	
721401	DG Hunter Units #5-11	80,231,197									
721402	Bayou Cove Acquisition	1,025,000									
721501	Port Distribution Improvements		105,000					105,000		105,000	
721502	Bayou Cove #1 Comb Inspection		400,000					400,000		400,000	
721503	Bayou Cove #1 Capital Imp		75,000					75,000		75,000	
721504	Pecan Bayou Subdivision Ph 1		185,000					185,000		185,000	
721505	Pecan Bayou Subdivision Ph 2		95,000					95,000		95,000	
*	Pecan Bayou Subdivision Ph 3			125,000				125,000		125,000	
Total Electric		86,157,968	1,365,000	890,000	765,000	765,000	765,000	765,000	4,550,000	950,000	10,401,771

* Project Number to be Assigned

@ New or Revised Projects

Projects to be closed

2014-2015
ENTERPRISE CAPITAL PROJECTS
FIVE YEAR CAPITAL PLAN

WATER

PROJ #	PROJECT IDENTIFICATION	BUDGET C/O	FISCAL YEAR					TOTAL 5 YEAR	BEYOND 2019	TOTAL COST
			14-15	15-16	16-17	17-18	18-19			
750004	Replace Water Lines	110,389						0	800,000	910,389
750806	Pump Station Monroe Street	220,000						0	450,000	670,000
750909	Replace 3 Ground Storage Tanks @	488,815						0		488,815
751001	Water Well Reclamation	2,213,349		500,000	500,000	500,000		1,500,000		3,713,349
751002	SCADA System Upgrade	299,838	150,000					150,000		449,838
751003	Pump Station City Park	551,100						0		551,100
751004	Buhlow Bridge Relocation-Water	35,825						0		35,825
751101	Replace Downtown Water Mains	407,814						0		407,814
751103	Install 36" Valve @ Shell Rd	15,000						0		15,000
751201	Martin Park Water Main Rep	186,465						0		186,465
751202	Replace Water Wells	1,375,073						0		1,375,073
751301	Hwy 1 Water Tank Repairs & Paint	361,545						0		361,545
751302	McNutt Field Water Feeder Line	460,762						0		460,762
751401	Adams Station 2400V to 480V	150,000						0		150,000
751402	Shell Road Tank Study	75,000						0		75,000
751403	City Park Tank Repair & Paint	460,000						0		460,000
751404	Lee St Tank Repair & Paint	192,000						0		192,000
*	McKeithen Dr Tank Repair & Paint	0		735,000				735,000		735,000
*	Rosalino Tank Repair & Paint	0		296,000				296,000		296,000
*	Adams Tank Repair & Paint	0		615,000				615,000		615,000
Total Water		7,602,975	150,000	2,146,000	500,000	500,000	0	3,296,000	1,250,000	12,148,975

* Project Number to be Assigned

@ New or Revised Projects

Projects to be closed

**2014-2015
ENTERPRISE CAPITAL PROJECTS
FIVE YEAR CAPITAL PLAN**

GAS

PROJ #	PROJECT IDENTIFICATION	BUDGET C/O	FISCAL YEAR					TOTAL 5 YEAR	BEYOND 2019	TOTAL COST	
			14-15	15-16	16-17	17-18	18-19				
780901	Martin Park Gas Main Rep @	338,093	250,000					250,000		588,093	
781301	Hwy 28W & Vandenburg	133,346	(133,346)					(133,346)		0	
781401	Gas SCADA Upgrade	145,937	175,000					175,000		320,937	
781501	Pecan Bayou Sudivision Ph 2		165,000					165,000		165,000	
781502	Pecan Bayou Sudivision Ph 3		85,000					85,000		85,000	
781503	Gas Main Extention 8" Port		855,000					855,000		855,000	
*	Pecan Bayou Sudivision Ph 4			110,000				110,000		110,000	
Total Gas			617,376	1,396,654	110,000	0	0	0	1,506,654	0	2,124,030

* Project Number to be Assigned

@ New or Revised Projects

Projects to be closed

**2014-2015
ENTERPRISE CAPITAL PROJECTS
FIVE YEAR CAPITAL PLAN**

WASTEWATER

PROJ #	PROJECT IDENTIFICATION	BUDGET C/O	FISCAL YEAR					TOTAL 5 YEAR	BEYOND 2019	TOTAL COST
			14-15	15-16	16-17	17-18	18-19			
818901	Sewer Line Rehab & Replacemer	194,297	500,000	500,000	500,000	750,000	750,000	3,000,000		3,194,297
810402	Hwy 28 W Pump Station/Sewer	540,289						0		540,289
810802	SCADA System Upgrade	70,467						0		70,467
810901	Shirley Park Lift Station @	589,650						0		589,650
810904	Collection/Treatment Painting @	733,395						0		733,395
810905	Treatment Plant Improvements @	1,459,255						0		1,459,255
811301	Atwood Station Odor Control	205,000						0		205,000
811501	Lift Station Upgrades	0	195,000					195,000		195,000
811502	Port Force Main Additions	0	145,000					145,000		145,000
*	Treatment Plant Drainage	0		465,000				465,000		465,000
*	Lift Station Stand by Power	0		256,400				256,400		256,400
*	Vehicle Storage Building	0		210,000				210,000		210,000
Total Wastewater		3,792,353	840,000	1,431,400	500,000	750,000	750,000	4,271,400	0	8,063,753

* Project Number to be Assigned

@ New or Revised Projects

Projects to be closed

**2014-2015
ENTERPRISE CAPITAL PROJECTS
FIVE YEAR CAPITAL PLAN**

OTHER

PROJ #	PROJECT IDENTIFICATION	BUDGET C/O	FISCAL YEAR					TOTAL 5 YEAR	BEYOND 2019	TOTAL COST
			14-15	15-16	16-17	17-18	18-19			
860701	Telephone Network Upgrade	401,500	100,000					100,000		501,500
860702	GIS System/GPS Equipment	612,715	100,000					100,000		712,715
861301	CRM System	55,000						0		55,000
861401	GIS Building	1,273,369						0		1,273,369
Total Other		2,342,584	200,000	0	0	0	0	200,000	0	2,542,584
TOTAL UTILITY CAPITAL		100,513,256	3,951,654	4,577,400	1,765,000	2,015,000	1,515,000	13,824,054	2,200,000	35,281,113

- * Project Number to be Assigned
- @ New or Revised Projects
- Projects to be closed

2014-2015

**ENTERPRISE CAPITAL PROJECTS
FIVE YEAR CAPITAL PLAN**

MUNICIPAL TRANSIT

PROJ #	PROJECT IDENTIFICATION	BUDGET C/O	FISCAL YEAR					TOTAL 5 YEAR	BEYOND 2019	TOTAL COST
			14-15	15-16	16-17	17-18	18-19			
709712	Buses	437,500						0		437,500
TOTAL TRANSIT		437,500	0	0	0	0	0	0	0	437,500

- * Project Number to be Assigned
- @ New or Revised Projects
- Projects to be closed