



City of Alexandria
Annual Capital Budget
and Five Year Plan
2011-2012




GOVERNMENT FINANCE OFFICERS ASSOCIATION

*Distinguished
Budget Presentation
Award*

**PRESENTED TO
City of Alexandria,
Louisiana**

**For the Fiscal Year Beginning
May 1, 2010**


President


Executive Director

The Government Finance Officers Association of the United States and Canada (GFOA) presented an Award of Distinguished Presentation to the City of Alexandria for its annual Budget for the fiscal year beginning May 1, 2010.

In order to receive this award, a government unit must publish a budget document that meets the program criteria as a policy document, as an operations guide, as a financial plan, and as a communication device.

The award is valid for a period of one year only. We believe our current budget continues to conform to program requirements, and we are submitting it to the GFOA to determine its eligibility for another award.

2011-2012/2015-2016 CAPITAL IMPROVEMENTS BUDGET

*****THIS PAGE LEFT BLANK*****

***CITY OF ALEXANDRIA
ELECTED OFFICIALS
2011 - 2012***

EXECUTIVE

Jacques M. Roy

Mayor

LEGISLATIVE

Edward Lavardian III

Mitzi Gibson

Jonathan Goins

Harry Silver

Chuck Fowler

Jim Villard

Roosevelt Johnson

District One

District Two

District Three

District Four

District Five

At Large

At Large

JUDICIAL

Richard Starling

Terence Grines

City Judge

City Marshal

***CITY OF ALEXANDRIA
EXECUTIVE OFFICERS
2011 - 2012***

Lisa Harris	Chief of Policy and Planning/ Director of Community Services
Bernard Wesley	Fire Chief
Kay Michiels	Chief Operational Officer/ Director of Planning
Michael Marcotte	Director of Utilities
Pamela Saurage	Director of Civil Service
Jannease Seastrunk	Director of Human Resource
Chuck Johnson	City Attorney
Brenda Ray	Director of CDA
T. W. Thompson	Public Safety Commissioner/ Director of Public Works
David Johnson	Acting Director of Finance

2011-2012/2015-2016 CAPITAL IMPROVEMENTS BUDGET

TABLE OF CONTENTS

	<u>PAGE</u>
Table of Contents	5
Glossary	15
 <u>A. BUDGET SUMMARIES</u>	
Combined Summary/Sources of Funding	A.1
 <u>B. GENERAL CAPITAL PROJECTS</u>	
Summary of General Capital Projects	B.1
General Capital Projects-Five Year Plan	B.2
 <u>C. PUBLIC ENTERPRISE</u>	
Source of Funding	C.2
Reserve for Relocation Projects	C.4
City Hall Plaza Sealing	C.5
Parking Garage Security	C.6
Customer Service Center	C.7
Info Technology Upgrades	C.8
Animal Shelter Improvements	C.9
Metal Building-Tire Area	C.10
AUMP Lower Third	C.11
Building Improvements	C.12
Roof Replacement	C.13
Large Truck Wash Renovation	C.14
Harold Miles Park Improvements	C.15
Brownsfield Grants	C.16
Fueling Depot Improvements	C.17
City Compound Security Enhancements	C.18
Work Management Software	C.19
Riverfront Improvements	C.20
Mobile Emergency Equipment	C.21
Recreation Operations Building	C.22
Red River Improvement Venture/Essential Rec	C.23
Port of Alexandria Rail Spur Improvements	C.24
Port of Alexandria/Ruston Foundry	C.25
Hodges Stockbarn Development	C.26
 <u>D. DRAINAGE</u>	
Source of Funding	D.2
Southern Heights Drainage	D.4

2011-2012/2015-2016 CAPITAL IMPROVEMENTS BUDGET

TABLE OF CONTENTS

	<u>PAGE</u>
<u>D. DRAINAGE CONTINUED</u>	
Acquisition-ROW/Servitudes	D.5
Catch Basins Upgrade	D.6
Residential Ditch Closure	D.7
Drainage/Applebee's Dorchester	D.8
Prescott/Shirley Park-Texas	D.9
Pump Station Repairs	D.10
Chatlain Lake-Willow Glen Hudson	D.11
Ellis & Paul Drainage & Outfall	D.12
Woodale Outfall/ Railrd Ave Ph 1	D.13
Duhon Lane Drainage	D.14
Culpepper/Llewellyn Ph 2	D.15
Red River Levee Certification	D.16
Woodale Outfall/ Railrd Ave Ph 2	D.17
Woodale Outfall/ Railrd Ave Ph 3	D.18
Masonic Drive RCB Extension	D.19
Tangent Rail RCB	D.20
Martin Park Drainage	D.21
 <u>E. STREETS</u>	
Source of Funding	E.2
Street, Drainage, Sidewalk Repairs	E.4
Sugarhouse Road - Phase 1	E.5
Extension of Versailles-Ph 2	E.6
Jackson St at Horseshoe Drive	E.7
Extension of Jackson Street	E.8
Masonic @ Horseshoe Drive	E.9
Horseshoe/Jackson-Masonic	E.10
Lincoln/Hudson to Sugarhouse	E.11
Recon Horseshoe/Grove to MacArthur	E.12
Street Repairs	E.13
Aerial Photography	E.14
Enterprise Sidewalks	E.15
North Mall-North to Sterkx	E.16
Land Acquisitions	E.17
6th & 7th/Cotton to Monroe	E.18
Sidewalk/Intersection LS Rugg	E.19
Extension of Versailles-Ph 3	E.20
Traffic Signals Renovations	E.21

2011-2012/2015-2016 CAPITAL IMPROVEMENTS BUDGET

TABLE OF CONTENTS

	<u>PAGE</u>
<u>E. STREETS CONTINUED</u>	
Citywide Directional Signage	E.22
Masonic Drive Corridor Improvements	E.23
North MacArthur Traffic Softening	E.24
Bolton Avenue Traffic Softening	E.25
Green Oak/ 3rd to 7th Street	E.26
MPO Street Overlays	E.27
ROADS Project	E.28
<u>F. POLICE</u>	
Source of Funding	F.2
Motorola Mobile Radio Replacement	F.4
<u>G. PUBLIC SAFETY - FIRE</u>	
Source of Funding	G.2
Fire Station Relocation	G.4
<u>H. PARKS & RECREATION</u>	
Source of Funding	H.2
Park Acquisitions & Improvements	H.4
Golf Course Improvements	H.5
Recreation Park Improvements	H.6
Deerfield Walking Trail	H.7
<u>I. ZOOLOGICAL PARK</u>	
Source of Funding	I.2
Renovation of South America Section	I.4
Zoo Festival Plaza	I.5
<u>J. COMMUNITY DEVELOPMENT</u>	
Source of Funding	J.2
City Park Playground Equipment	J.4
<u>K. ENTERPRISE CAPITAL PROJECTS</u>	
Combined Enterprise Capital Projects	K.1
<u>L. ELECTRIC</u>	
Source of Funding	L.2
Circuit Reconductoring/Distribution Voltage	L.4

2011-2012/2015-2016 CAPITAL IMPROVEMENTS BUDGET

TABLE OF CONTENTS

	<u>PAGE</u>
<u>L. ELECTRIC - CONTINUED</u>	
Capacitor Bank Voltage Controllers	L.5
Additional 138KV Tie from Twin Bridges Station	L.6
Replace Distribution Breakers at Power Plant	L.7
Upgrade SCADA System	L.8
138 KV Pole Change Out	L.9
Warehouse/Office Improvements	L.10
Substation Oil Containment	L.11
Upgrade DG Hunter Substation	L.12
New Substation	L.13
Electric Utility Relocation	L.14
Arterial Street Lighting Addition	L.15
Substation Maintenance	L.16
Distribution Feeder Maintenance	L.17
#4 Cooling Tower	L.18
Vacuum Pump	L.19
Upgrade Transformers at Prescott	L.20
138 KV Pilot Wire Replacement	L.21
Sterkx Rd Substation Transformer Replacement	L.22
Paint Step Up Transformer for Unit #3 & #4	L.23
Prescott Substation Flood Protection	L.24
Buhlow Bridge Relocation-Electric	L.25
Power Generation Additions	L.26
Turbine Inspection Units 3 & 4	L.27
Bearing Inspection Units 3 & 4	L.28
#3 & #4 Boiler Maintenance Upgrade	L.29
<u>M. WATER</u>	
Source of Funding	M.2
Water Well Improvement	M.4
Replacement of Water Lines	M.5
Flow Meters @ Pump Stations	M.6
Pump Station Monroe Street	M.7
Water Wells @ Adams	M.8
Replace Well #926	M.9
Water Wells @ Betty St	M.10
Replace Well #911	M.11
Test & Collector Well @ Hamilton	M.12
Replace Ground Storage Tanks	M.13

2011-2012/2015-2016 CAPITAL IMPROVEMENTS BUDGET

TABLE OF CONTENTS

	<u>PAGE</u>
<u>M. WATER CONTINUED</u>	
Water Well Reclamation	M.14
SCADA System Upgrade	M.15
Pump Station City Park	M.16
Buhlow Bridge Relocation-Water	M.17
Replace Downtown Water Mains	M.18
CL2 Detection	M.19
Install 36" Valve @ Shell Rd	M.20
Martin Park Water Main Replacement	M.21
<u>N. GAS</u>	
Source of Funding	N.2
Gas Replacement-Martin Park Subdivision	N.4
Buhlow Bridge Relocation-Gas	N.5
Gas Transmission Addition	N.6
<u>O. WASTEWATER</u>	
Source of Funding	O.2
Sewer Line Rehab & Replacement	O.4
Sewer Trunk Main Hwy 1	O.5
Ramada Inn Force Main	O.6
SCADA System Upgrade	O.7
Hwy 1 North Sewer Ext	O.8
Wastewater Imp - Versailles Ext	O.9
Shirley Park Lift Station	O.10
England Air Park Lift Station	O.11
Control Panel Upgrades	O.12
Collection/Treatment Painting	O.13
Influent Flow Meter Vault	O.14
Atwood Station Odor Control	O.15
Treatment Plant Drainage	O.16
Lift Station Stand by Power	O.17
<u>P. OTHER</u>	
Source of Funding	P.2
Telephone Network Upgrade	P.4
GIS System/GPS Equipment	P.5

2011-2012/2015-2016 CAPITAL IMPROVEMENTS BUDGET

TABLE OF CONTENTS

	<u>PAGE</u>
<u>Q. MUNICIPAL TRANSIT</u>	
Source of Funding	Q.2
Support Equipment	Q.4
Fareboxes	Q.5
Buses	Q.6
Replace Signage	Q.7
New Terminal	Q.8
ADA Vehicle Equipment	Q.9
Spare Parts	Q.10
 <u>R. FIVE YEAR PLAN</u>	



April 30, 2010

Honorable Mayor and
Members of the Alexandria City Council

I am pleased to present the City of Alexandria's Annual Capital Budget and Five Year Plan for the fiscal year 2011/2012 through 2015/2016. Each capital project includes source(s) of funding; prior, current and future expenditures; and scheduling and expenditure breakdowns. The plan, as presented, balances each year's revenue sources with a current or future project's funding requirements.

The City's Charter requires the Mayor to submit to the Alexandria City Council a Capital Improvements Program covering a period of at least five years. The plan is required to be submitted at the same time the annual operation budget for the ensuring fiscal year is submitted. An appropriation approved by the council continues in force until the purpose for which it was created has been accomplished or abandoned. The Charter states that any appropriation shall be deemed abandoned if three years pass without any disbursement from or encumbrance of the appropriation.

A Five Year Capital Improvements Program requires long term planning. It also requires a constant monitoring of current trends in order to make any necessary adjustments to current and future projects proposed in the plan. Technological changes and advancements, community needs and changes in revenue sources are often the reason the City will adjust or reassess the Capital Improvements Program. The Administration and the Council have worked closely to improve the long range planning of the future of Alexandria by focusing on the community's needs and goals. They have worked diligently to establish priorities that will meet the changing needs of our community. This budget document has been designed to aid in the planning process, to provide the citizens with a better understanding of the scope and need for various projects, and to provide direction for the City of Alexandria.

Overview

The 2011-2012 Capital Improvements Program consists of 54 projects totaling over \$18 million. The Administration and Council are continuing their ongoing commitment to improving the City's infrastructure and quality of life for the citizens of Alexandria.

Jacques M. Roy
Mayor



David L. Johnson
Asst. Director of Finance
P.O. Box 71 · Alexandria, LA 71309-0071
Tel (318) 449-5034 · Fax (318) 449-5231
e-mail: david.johnson@cityofalex.com

General Capital Projects

The following is a breakdown of the General Capital Projects by Category:

Category	No. of Projects	Total
Public Enterprise	8	\$3,751,570
Drainage	9	4,056,000
Streets	12	4,910,000
Police	0	-0-
Fire	1	350,000
Parks/Recreation	1	75,000
Zoological Parks	0	-0-
CDBG	0	-0-
Total	<u>31</u>	<u>\$13,142,570</u>

The General Capital Projects are funded by Sales Tax Revenues, Sales Tax Revenue Bond Proceeds, Community Development Block Grant Funds, General Obligation Bond Proceeds, Urban System Funds, State and Federal Funds and Property Tax Revenues. A five year 11.25 mileage property tax dedicated to specific street and drainage projects has been approved by the voters in 1988, 1993, 1998, and 2003. This property tax renewed in 2008 for ten years. One-half of the 1976 City Sales and Use tax is dedicated to payment of principal and interest on the sales tax bonds and capital improvements.

Projects involving economic development, construction of new facilities, renovation of existing public facilities and feasibility or master plan studies are budgeted under the Public Enterprise category. The City currently has budgeted 21 projects in this category. The 2011/2012 budget will create 2 new projects and provide additional funding for 6 others.

Work nears substantial completion on the Extension of Versailles Boulevard connecting Jackson Street Extension with Louisiana Highway 28 West. This 3 phase project greatly enhances surface transportation in the growing west side of Alexandria. Work also continues on the Ditch Closure Project. This project involves the replacement of open ditches with below grade drainage pipe, giving a safer and more attractive border to the street while increasing the drainage capacity to prevent flooding. Other major projects under construction include Lincoln Road which is required for the upgrade of Sugarhouse Road; Fire Station Relocation in which the City will relocate 4 of it's 6 fire stations to more strategic locations; and Recreation Park Improvements..

The Reserve for Relocation Projects, which operate as "holding" account for the other projects. Expenditures from these accounts require Council action. The Reserve for Relocation Projects is used to "hold" Utility Funds transferred to the General Capital Projects fund for use with street or drainage projects. The reconstruction of streets or drainage systems often requires the movement or relocation of utility systems. A minimum appropriation of \$100,000 per year is made by the Utility Funds to the General Capital Projects Fund. Budget Amendments will be used to transfer the Utility Fund into special account numbers within a related project. If Utility Funds remain in a completed project, these funds are transferred back to the Reserve for Relocation Projects "holding" account.

Enterprise Capital Projects

The following is a breakdown of the Enterprise Capital Projects by Category:

Category	No. of Projects	Total
Electric	12	\$2,435,000
Water	6	850,000
Gas	2	1,161,047
Wastewater	1	750,000
Other	2	450,000
Municipal Transit	<u>0</u>	<u>-0-</u>
Total	<u>23</u>	<u>\$5,646,047</u>

The Enterprise Capital Projects are funded by revenues generated by the City's Utility System, a Utility Revenue Bond issue, a revolving loan from the State Department of Health and Hospitals, and matching FTA grants.

At present, the City is engaging consultants to assess the needs of its Utilities System infrastructure. This will assure the ability of the 4 components; electricity, gas, water and wastewater, to provide reliable service to the customer at the existing level of service as well as provide for any anticipated growth in all areas. This assessment will materially impact future capital budgets in the Enterprise Capital Projects.

Sincerely,



David Johnson
Acting Director of Finance
City of Alexandria

**CITY OF ALEXANDRIA
FIVE YEAR CAPITAL IMPROVEMENT PROGRAM
GLOSSARY OF TERMS**

REVENUE TERMS:

Community Development Block Grant (CDBG) - Revenue received from the Community Development Block Grant source via the City's Community Development department.

Federal Grants - Revenue received from the U.S. Government, or as a Federal pass-through grant from the State of Louisiana.

Property Taxes - Revenue from the 11.25 milage 1993 Streets and Drainage Tax.

Sales Tax (STX) - Revenue from the City's Capital Outlay Fund supported by the ½ cent sales tax.

Sales Tax Bonds (STXB) - Revenue from sales tax bonds.

Special Assessments (ASMT) - Revenue received from the legal process of assessing benefitted property owners or physical improvements such as sewer lines or street improvements.

State Grants - Funds received from the State of Louisiana, excluding pass-through grants.

Utility Revenue Bonds (RB) - Revenue from the sales of Utility Bonds.

Expenditure Terms:

Construction - Contracted cost associated with the actual implementation or construction of an improvement. This should include material costs associated with projects utilizing city crews for implementation.

Demolition Cost - Contract cost associated with demolition or site preparation.

Engineering/Architectural Design - Any cost related to the design phase of the project either by the city or private firm.

Inspection Fees - Cost of providing for project inspection usually performed either by the city or private firm.

Land Acquisition - Any cost associated with the acquisition of property of implement the project.

Landscaping - Costs associated with miscellaneous grading and landscaping activities incidental to the construction activity. Landscaping for parks should be shown in the construction classification.

Major Equipment - Costs associated with movable or immovable equipment, generally costing over \$5,0000 and having a useful life of five years.

CITY OF ALEXANDRIA
FIVE YEAR CAPITAL IMPROVEMENT PROGRAM
GLOSSARY OF TERMS
continued

Miscellaneous Definitions:

Activity - A service performed by a department or division.

Appropriations - Authorization granted by the City Council to make expenditures for a given period and the proposed means of financing them.

Assessments - An amount levied on personal property on a cost sharing basis for improvements made by the city for the benefit of a small group of property owners (e.g. Special Assessments for the reconstruction of a sewer line in lightly populated area).

Budget Carryover - The total of the current budget, April 30, minus prior year(s) expenditures.

Capital Budget - The City's five year financial plan that contains both the estimated revenues to be received and the proposed Capital expenditures to be incurred to achieve a stated objective.

Department - A section of a Division.

Division - A functional unit of the City containing on or more departments or activities.

Fund - A fiscal and accounting entity with a self-balancing set of accounts recording cash and other financial resources, together with all related liabilities and residual equities or balances, and changes therein, which are segregated for the purpose of carrying on a specific activities or attaining certain objectives in accordance with special regulation, restrictions, or limitations.

Fund Balance - Resources remaining from prior years which are available to be budgeted in the current year.

Fund Source - The source of Revenue used to pay for a particular project.

Ordinance - A formal legislative enactment by the governing body of a municipality.

Project - A large or major undertaking designed to achieve an objective.

Project Category - The functional improvement category under which a project is assigned. (e.g., Public Enterprise, Economic Development, Streets, etc.).

Urban Systems - Federal funded street projects that match local funds for the reconstruction of major streets.

2011-2012/2015-2016 CAPITAL IMPROVEMENTS BUDGET

*****THIS PAGE LEFT BLANK*****

A. BUDGET SUMMARIES

2011-2012
COMBINED CAPITAL PROJECTS
SOURCES OF FUNDING SUMMARY

DESCRIPTION	FISCAL YEAR					TOTAL FIVE YEAR
	11-12	12-13	13-14	14-15	15-16	
GENERAL CAPITAL PROJECTS						
REVENUES:						
Sales Taxes	3,469,302	3,423,302	3,398,540	3,373,783	3,355,264	17,020,191
Property Taxes	2,084,662	2,017,662	2,008,762	1,996,962	1,991,400	10,099,448
Investment Income	0	0	0	0	0	0
Transfer from Prior Projects	0	0	0	0	0	0
Interfund Tfr - Utility Fund	100,000	100,000	100,000	100,000	100,000	500,000
Intergovernmental	4,547,570	1,840,000	0	0	0	6,387,570
Private Contributions	0	0	0	0	0	0
Other	0	0	0	0	0	0
Fund Balance	5,347,000	1,994,964	399,928	86,230	3,745,975	11,574,097
TOTAL AVAILABLE FUNDS	15,548,534	9,375,928	5,907,230	5,556,975	9,192,639	45,581,306
EXPENDITURES:						
Transfers-General Fund	411,000	411,000	411,000	411,000	411,000	2,055,000
General Capital Projects	13,142,570	8,565,000	5,410,000	1,400,000	1,190,000	29,707,570
CDBG Capital Projects	0	0	0	0	0	0
TOTAL EXPENDITURES	13,553,570	8,976,000	5,821,000	1,811,000	1,601,000	31,762,570
BALANCE AVAILABLE FOR APP	1,994,964	399,928	86,230	3,745,975	7,591,639	13,818,736
ENTERPRISE CAPITAL PROJECTS						
REVENUES:						
Sales Taxes	0	0	0	0	0	0
Utility Fund	3,266,047	5,000,000	5,000,000	3,000,000	3,000,000	19,266,047
Transfer From Prior Projects	0	0	0	0	0	0
Investment Income	0	0	0	0	0	0
Intergovernmental	0	0	0	0	0	0
Debt Proceeds	0	0	0	0	0	0
Other	0	0	0	0	0	0
Retained Earnings	2,380,000	0	1,831,150	6,066,150	8,301,150	18,578,450
TOTAL AVAILABLE FUNDS	5,646,047	5,000,000	6,831,150	9,066,150	11,301,150	37,844,497
EXPENDITURES:						
Utility Capital Projects	5,646,047	3,168,850	765,000	765,000	765,000	11,109,897
Transfers Out	0	0	0	0	0	0
Municipal Transit Projects	0	0	0	0	0	0
TOTAL EXPENDITURES	5,646,047	3,168,850	765,000	765,000	765,000	11,109,897
BALANCE AVAILABLE FOR APP	0	1,831,150	6,066,150	8,301,150	10,536,150	26,734,600

CITY OF ALEXANDRIA

2011-2012
COMBINED CAPITAL PROJECTS
SOURCES OF FUNDING SUMMARY

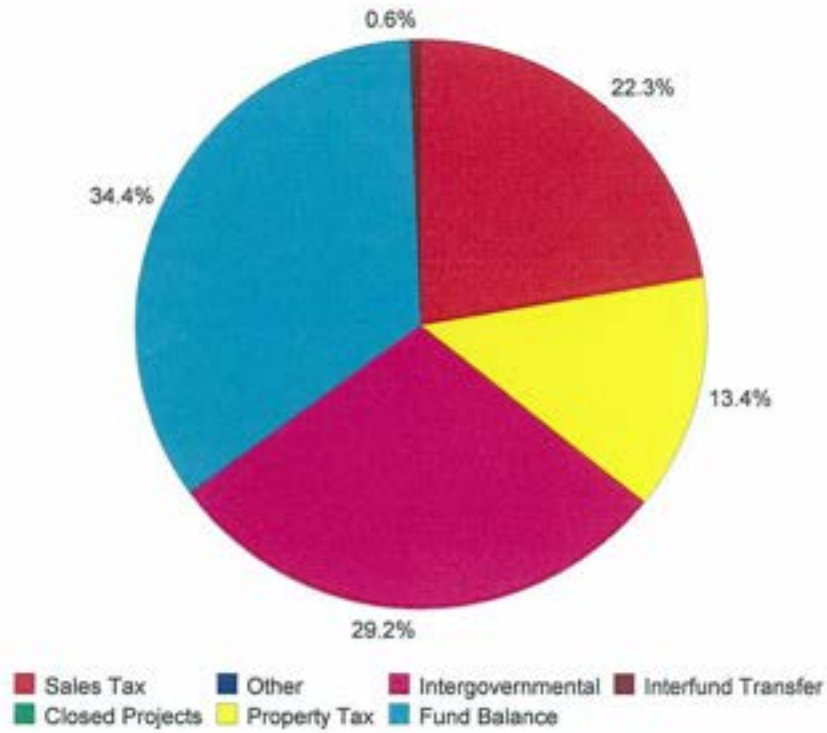
PROJECT IDENTIFICATION	SALES TAXES	SALES TAX BONDS 08	LTD TX BOND 08	AD VAL TAX- 08	FEDERAL FUNDS	STATE FUNDS	UTIL REV BOND 04	UTILITY FUND	TOTALS
SUMMARY									
SOURCES OF FUNDING									
Current Year Transfers	6,462,500			3,990,000				3,266,047	13,718,547
(Less Debt Service)	(2,993,198)			(1,905,338)					(4,898,536)
Interest Income	0							0	0
Transfers From Prior Projects	0								0
Interfund Transfer Utility Fund								100,000	100,000
Interfund Transfer General Fund									0
Intergovernmental					311,570	4,236,000			4,547,570
Private Contributions									0
Debt Proceeds									0
Other									0
Fund Balance	975,000	3,800,000	186,000	386,000	0	0		0	5,347,000
TOTAL	4,444,302	3,800,000	186,000	2,470,662	311,570	4,236,000	0	3,366,047	18,814,581
EXPENDITURES									
Transfer to General Fund	411,000	0	0	0	0	0		0	411,000
General Capital Projects	3,980,000	2,250,000	(10,000)	2,275,000	311,570	4,236,000		100,000	13,142,570
CDBG	0	0	0	0	0	0		0	0
Enterprise CIP - Utility Fund	0	0	0	0	0	0		5,166,047	5,166,047
Enterprise CIP - Transit System	0	0	0	0	0	0		0	0
Enterprise CIP - Sanitation Fund	0	0	0	0	0	0		0	0
TOTAL	4,391,000	2,250,000	(10,000)	2,275,000	311,570	4,236,000	0	5,266,047	18,719,617
UNAPPRPTD BALANCE	53,302	1,550,000	196,000	195,662	0	0	0	(1,900,000)	94,964

B. GENERAL CAPITAL PROJECTS

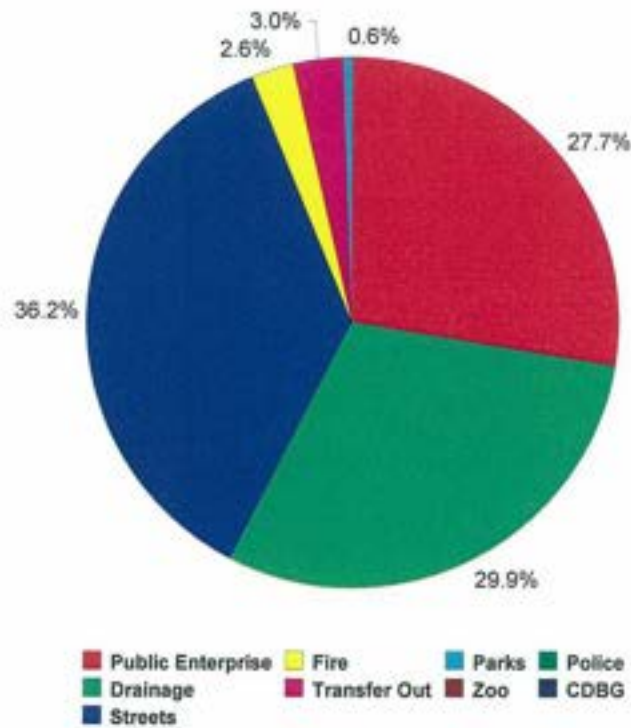
GENERAL CAPITAL PROJECTS

2011/2012 REVENUES AND EXPENSES

Revenues



Expenditures



2011-2012

**COMBINED GENERAL CAPITAL PROJECTS
SOURCES OF FUNDING SUMMARY**

PROJECT IDENTIFICATION	SALES TAXES	SALES TAX BONDS 08	LTD TX BOND 08	AD VAL TAX- 08	FEDERAL FUNDS	STATE FUNDS	UTIL REV BOND 04	UTILITY FUND	TOTALS
SUMMARY									
SOURCES OF FUNDING									
Current Year Transfers	6,462,500	0		3,990,000				0	10,452,500
(Less Debt Service)	(2,993,198)	0		(1,905,338)					(4,898,536)
Interest Income	0	0		0					0
Transfers From Prior Projects	0	0							0
Interfund Transfer Utility Fund	0	0						100,000	100,000
Interfund Transfer General Fund	0	0						0	0
Intergovernmental					311,570	4,236,000			4,547,570
Private Contributions									0
Debt Proceeds									0
Other				0					0
Fund Balance	975,000	3,800,000	186,000	386,000	0	0		0	5,347,000
TOTAL	4,444,302	3,800,000	186,000	2,470,662	311,570	4,236,000	0	100,000	15,548,534
EXPENDITURES									
Transfer to General Fund	411,000	0	0	0	0	0		0	411,000
General Capital Projects	3,980,000	2,250,000	(10,000)	2,275,000	311,570	4,236,000		100,000	13,142,570
CDBG	0	0	0	0	0	0		0	0
TOTAL	4,391,000	2,250,000	(10,000)	2,275,000	311,570	4,236,000	0	100,000	13,553,570
UNAPPRPTD BALANCE	53,302	1,550,000	196,000	195,662	0	0	0	0	1,994,964

CITY OF ALEXANDRIA

C. PUBLIC ENTERPRISE

TABLE OF CONTENTS

		<u>PUBLIC ENTERPRISE</u>	<u>PAGE</u>
059401	Reserve for Relocation Projects	4
050301	City Hall Plaza Sealing	5
050401	Parking Garage Security	6
869901	Customer Service Center	7
860301	Info Technology Upgrades	8
050701	Animal Shelter Improvements	9
050702	Metal Building-Tire Area	10
050710	AUMP Lower Third	11
050801	Building Improvements	12
050802	Roof Replacement	13
050806	Large Truck Wash Renovation	14
050807	Harold Miles Park Improvements	15
050812	Brownsfield Grants	16
050903	Fueling Depot Improvements	17
050905	City Compound Security Enhancements	18
051001	Work Management Software	19
051002	Riverfront Improvements	20
051101	Mobile Emergency Equipment	21
051102	Recreation Operations Building	22
051103	Red River Improvement Venture/Essential Rec	23
051104	Port of Alexandria Rail Spur Improvements	24
051201	Port of Alexandria/Ruston Foundry	25
051202	Hodges Stockbarn Development	26

2011-2012

**COMBINED CAPITAL PROJECTS
SOURCES OF FUNDING SUMMARY**

PUBLIC ENTERPRISE

PROJECT IDENTIFICATION	SALES TAXES	SALES TAX BONDS 08	LTD TX BOND 08	AD VAL TAX-08	FEDERAL FUNDS	STATE FUNDS	UTIL REV BOND 04	UTILITY FUND	TOTALS
Reserve for Relocation								100,000	100,000
Building Improvements	110,000								110,000
Roof Replacement	200,000								200,000
Brownsfields Grants					311,570				311,570
Work Management Software	30,000								30,000
Red River Imp Venture		2,250,000							2,250,000
Port of Alex/Ruston Foundry	300,000								300,000
Hodges Stockbarn Development	450,000								450,000
Total Public Enterprise	1,090,000	2,250,000	0	0	311,570	0	0	100,000	3,751,570

2011-2012
GENERAL CAPITAL PROJECTS
FIVE YEAR CAPITAL PLAN

PUBLIC ENTERPRISE

PROJ #	PROJECT IDENTIFICATION	BUDGET C/O	FISCAL YEAR					TOTAL 5 YEAR	BEYOND 2016	TOTAL COST
			11-12	12-13	13-14	14-15	15-16			
059401	Reserve for Relocation Projects	298,710	100,000	100,000	100,000	100,000	100,000	500,000		798,710
050301	City Hall Plaza Sealing	596,674						0		596,674
050401	Parking Garage Security	37,000						0		37,000
869901	Customer Service Center	7,620						0		7,620
860301	Info Technology Upgrades	296,769						0		296,769
050701	Animal Shelter Improvements	135,953						0		135,953
050702	Metal Building-Tire Area	42,730						0		42,730
050710	AUMP Lower Third	3,254,495						0		3,254,495
050801	Building Improvements	462,556	110,000	110,000	110,000	110,000		440,000		902,556
050802	Roof Replacement	1,364,670	200,000	200,000	200,000	100,000		700,000		2,064,670
050806	Large Truck Wash Renovation	32,350						0		32,350
050807	Harold Miles Park Improvements@	11,677						0	330,000	341,677
050812	Brownsfield Grants	(57,218)	311,570					311,570		254,352
050903	Fueling Depot Improvements	190,000						0		190,000
050905	City Compound Security Enhancem	43,440						0		43,440
051001	Work Management Software	80,000	30,000					30,000		110,000
051002	Riverfront Improvements	444,069						0		444,069
051101	Mobile Emergency Equipment	222,300						0		222,300
051102	Recreation Operations Building	547,451						0		547,451
051103	Red River Imp Venture	250,000	2,250,000					2,250,000		2,500,000
051104	Port of Alexandria Rail Spur Imp	551,025						0		551,025
051201	Port of Alex/Ruston Foundry	0	300,000					300,000		300,000
051202	Hodges Stockbarn Development	0	450,000					450,000		450,000
Total Public Enterprise		8,812,271	3,751,570	410,000	410,000	310,000	100,000	4,981,570	330,000	14,123,841

* Project Number to be Assigned

@ New or Revised Projects

Projects to be closed

SHEET A 2011-2012/2015-2016 CAPITAL IMPROVEMENTS PROGRAM

PROJECT TITLE: Reserve for Relocation Projects	PROJECT CATEGORY: Public Enterprise
PROJECT NUMBER: 059401	COUNCIL DISTRICT # N/A
DIVISION: Public Works	DEPARTMENT: Engineering

PROJECT BUDGET

REVENUE BREAKDOWN

REVENUE SOURCES					UTILITY FUND	TOTAL
PRIOR BDGTS					2,038,674	2,038,674
PRIOR EXP					1,739,964	1,739,964
BUDGET C/O					298,710	298,710
2011-2012					100,000	100,000
2012-2013					100,000	100,000
2013-2014					100,000	100,000
2014-2015					100,000	100,000
2015-2016					100,000	100,000
BEYOND 2016						
TOTAL COST					2,538,674	2,538,674

EXPENDITURE BREAKDOWN

EXPENDITURE BREAKDOWN	ENGINEERING	TESTING	LAND ACQUISITION	CONSTRUCTION	OTHER	TOTAL
PRIOR BDGTS				2,038,674		2,038,674
2011-2012				100,000		100,000
2012-2013				100,000		100,000
2013-2014				100,000		100,000
2014-2015				100,000		100,000
2015-2016				100,000		100,000
BEYOND 2016						
TOTAL COST				2,538,674		2,538,674

PROJECT SPECIFICATIONS

PROJECT DESCRIPTION:

This project is being created in order to facilitate the coordination of appropriations necessary for the relocation of Utilities due to Street and Drainage projects. The Utility Fund will allocate funds to be used for utility relocations associated with Street and Drainage Projects proposed in the 1988 and 1993 Property Taxes. An amendment will be required to transfer the appropriation to the appropriate project.

PROJECT JUSTIFICATION:

The establishment of this flow through project allows for better coordination between the Utility Fund and the General Fund on projects associated with the Property Tax projects.

PROJECT PRIORITY: A

START DATE: May, 1993

EST TIME TO COMPLETE:

N/A

OPERATING BUDGET EFFECT:

 NONE

 N/A

 SEE DETAIL

SHEET A 2011-2012/2015-2016 CAPITAL IMPROVEMENTS PROGRAM

PROJECT TITLE: City Hall Plaza Sealing	PROJECT CATEGORY: Public Enterprise
PROJECT NUMBER: 050301	COUNCIL DISTRICT # N/A
DIVISION: Public Works	DEPARTMENT: Central Facility

PROJECT BUDGET**REVENUE BREAKDOWN**

REVENUE SOURCES					SALES TAX	TOTAL
PRIOR BDGTS					598,839	598,839
PRIOR EXP					2,165	2,165
BUDGET C/O					596,674	596,674
2011-2012						
2012-2013						
2013-2014						
2014-2015						
2015-2016						
BEYOND 2016						
TOTAL COST					598,839	598,839

EXPENDITURE BREAKDOWN

EXPENDITURE BREAKDOWN	ENGINEERING	TESTING	LAND ACQUISITION	CONSTRUCTION	OTHER	TOTAL
PRIOR BDGTS	38,290			558,384	2,165	598,839
2011-2012						
2012-2013						
2013-2014						
2014-2015						
2015-2016						
BEYOND 2016						
TOTAL COST	38,290			558,384	2,165	598,839

PROJECT SPECIFICATIONS**PROJECT DESCRIPTION:**

Resealing of the plaza (porch) around City Hall, along with other surfaces not sealed by recent roofing project.

PROJECT JUSTIFICATION:

The plaza needs resealing to prevent further intrusion into foundation, deterioration of reinforcement steel, and damage to transformers in main electrical supply room.

PROJECT PRIORITY:

A

START DATE:

2008

EST TIME TO COMPLETE:

2 Years

OPERATING BUDGET EFFECT:

NONE

X

N/A

SEE DETAIL

SHEET A 2011-2012/2015-2016 CAPITAL IMPROVEMENTS PROGRAM

PROJECT TITLE: Parking Garage Security System.	PROJECT CATEGORY: Public Enterprise
PROJECT NUMBER: 050401	COUNCIL DISTRICT # N/A
DIVISION: Public Works	DEPARTMENT: Central Facility

PROJECT BUDGET

REVENUE BREAKDOWN

REVENUE SOURCES					SALES TAX	TOTAL
PRIOR BDGTS					37,000	37,000
PRIOR EXP						
BUDGET C/O					37,000	37,000
2011-2012						
2012-2013						
2013-2014						
2014-2015						
2015-2016						
BEYOND 2016						
TOTAL COST					37,000	37,000

EXPENDITURE BREAKDOWN

EXPENDITURE BREAKDOWN	ENGINEERING	TESTING	LAND ACQUISITION	CONSTRUCTION	OTHER	TOTAL
PRIOR BDGTS					37,000	37,000
2011-2012						
2012-2013						
2013-2014						
2014-2015						
2015-2016						
BEYOND 2016						
TOTAL COST					37,000	37,000

PROJECT SPECIFICATIONS

PROJECT DESCRIPTION:
A security system in the Parking Garage.

PROJECT JUSTIFICATION:
The Garage is continually vandalized. Fire extinguishers are stolen; extinguisher boxes, elevator mechanisms, confusion to the guests. Consistent visual identity is an important selling tool.

PROJECT PRIORITY: A

START DATE: 2005 **EST TIME TO COMPLETE:** 1 Year

OPERATING BUDGET EFFECT:
 NONE X N/A SEE DETAIL

SHEET A 2011-2012/2015-2016 CAPITAL IMPROVEMENTS PROGRAM

PROJECT TITLE: Customer Service Center	PROJECT CATEGORY: Other
PROJECT NUMBER: 869901	COUNCIL DISTRICT # N/A
DIVISION: Finance	DEPARTMENT: Various

PROJECT BUDGET

REVENUE BREAKDOWN

REVENUE SOURCES				SALES TAX BONDS 2008	SALES TAX BONDS 2004	TOTAL
PRIOR BDGTS				1,625,000	2,600,000	4,225,000
PRIOR EXP				1,617,380	2,600,000	4,217,380
BUDGET C/O				7,620	0	7,620
2011-2012						
2012-2013						
2013-2014						
2014-2015						
2015-2016						
BEYOND 2016						
TOTAL COST				1,625,000	2,600,000	4,225,000

EXPENDITURE BREAKDOWN

EXPENDITURE BREAKDOWN	ENGINEERING	TESTING	LAND ACQUISITION	CONSTRUCTION	OTHER	TOTAL
PRIOR BDGTS				4,225,000		4,225,000
2011-2012						
2012-2013						
2013-2014						
2014-2015						
2015-2016						
BEYOND 2016						
TOTAL COST				4,225,000		4,225,000

PROJECT SPECIFICATIONS

PROJECT DESCRIPTION:

Construction or renovation of existing structure for a new, centralized customer service center.

PROJECT JUSTIFICATION:

Presently, primary customer contact is at two sites. This new facility will place the functions handled at the Utility Customer Service Office and the Business Office, at one location, providing the public with "one stop shopping" for payment and services regarding utilities, property taxes, occupational licenses, and the like. It will also provide the City with the inherent efficiencies of a single operation.

PROJECT PRIORITY:

A

START DATE:

2005

EST TIME TO COMPLETE:

2 Years

OPERATING BUDGET EFFECT:

 NONE

 X N/A

 SEE DETAIL

SHEET A 2011-2012/2015-2016 CAPITAL IMPROVEMENTS PROGRAM

PROJECT TITLE: Information Technology Upgrades	PROJECT CATEGORY: Other
PROJECT NUMBER: 860301	COUNCIL DISTRICT # N/A
DIVISION: Finance	DEPARTMENT: Various

PROJECT BUDGET

REVENUE BREAKDOWN

REVENUE SOURCES					SALES TAX	TOTAL
PRIOR BDGTS					883,000	883,000
PRIOR EXP					586,231	586,231
BUDGET C/O					296,769	296,769
2011-2012						
2012-2013						
2013-2014						
2014-2015						
2015-2016						
BEYOND 2016						
TOTAL COST					883,000	883,000

EXPENDITURE BREAKDOWN

EXPENDITURE BREAKDOWN	ENGINEERING	TESTING	LAND ACQUISITION	CONSTRUCTION	OTHER	TOTAL
PRIOR BDGTS					883,000	883,000
2011-2012						
2012-2013						
2013-2014						
2014-2015						
2015-2016						
BEYOND 2016						
TOTAL COST					883,000	883,000

PROJECT SPECIFICATIONS

PROJECT DESCRIPTION:

Purchase of various upgrades of hardware and software to the existing system as needed.

PROJECT JUSTIFICATION:

The City's Information System is sophisticated. As such, continuous upgrades to the hardware and the software will be needed to maintain functionality.

PROJECT PRIORITY: A

START DATE: 2003 EST TIME TO COMPLETE: As Needed

OPERATING BUDGET EFFECT: NONE X N/A SEE DETAIL

SHEET A 2011-2012/2015-2016 CAPITAL IMPROVEMENTS PROGRAM

PROJECT TITLE: Animal Shelter Improvements	PROJECT CATEGORY: Public Enterprise
PROJECT NUMBER: 050701	COUNCIL DISTRICT # N/A
DIVISION: Public Works	DEPARTMENT: Animal Shelter

PROJECT BUDGET

REVENUE BREAKDOWN

REVENUE SOURCES					SALES TAX	TOTAL
PRIOR BDGTS					657,700	657,700
PRIOR EXP					521,747	521,747
BUDGET C/O					135,953	135,953
2011-2012						
2012-2013						
2013-2014						
2014-2015						
2015-2016						
BEYOND 2016						
TOTAL COST					657,700	657,700

EXPENDITURE BREAKDOWN

EXPENDITURE BREAKDOWN	ENGINEERING	TESTING	LAND ACQUISITION	CONSTRUCTION	OTHER	TOTAL
PRIOR BDGTS	5,700			652,000		657,700
2011-2012						
2012-2013						
2013-2014						
2014-2015						
2015-2016						
BEYOND 2016						
TOTAL COST	5,700			652,000		657,700

PROJECT SPECIFICATIONS

PROJECT DESCRIPTION:

1. To provide for a covered drive through unloading animals and adequate quarantine areas
2. To provide a building for both the old and the new cremators
3. To provide for a new cremator and emergency generator.

PROJECT JUSTIFICATION:

An enclosed building is needed to perform the task of disposing of euthanized or discarded animals, both for the City and surrounding areas. Currently, animals are unloaded in the weather and in full view of the public. Disposal of animals is unpleasant but necessary, and comes with many criticisms and public relation concerns. The new building will provide seclusion and weather protection while loading and unloading impounded animals, some of whom are vicious and pose a threat during the process. The additional cremator will allow extra volume and be a backup to the existing unit in case of failure. Additional kennels will meet American Humane standards.

PROJECT PRIORITY:

A

START DATE:

2005

EST TIME TO COMPLETE:

3 Months

OPERATING BUDGET EFFECT:

 NONE

 N/A

 SEE DETAIL

SHEET A 2011-2012/2015-2016 CAPITAL IMPROVEMENTS PROGRAM

PROJECT TITLE: Metal Building Cover for Tire Area	PROJECT CATEGORY: Public Enterprise
PROJECT NUMBER: 050702	COUNCIL DISTRICT # N/A
DIVISION: Public Works	DEPARTMENT: Motor Pool

PROJECT BUDGET

REVENUE BREAKDOWN

REVENUE SOURCES					SALES TAX	TOTAL
PRIOR BDGTS					165,000	165,000
PRIOR EXP					122,270	122,270
BUDGET C/0					42,730	42,730
2011-2012						
2012-2013						
2013-2014						
2014-2015						
2015-2016						
BEYOND 2016						
TOTAL COST					165,000	165,000

EXPENDITURE BREAKDOWN

EXPENDITURE BREAKDOWN	ENGINEERING	TESTING	LAND ACQUISITION	CONSTRUCTION	OTHER	TOTAL
PRIOR BDGTS	15,000			150,000		165,000
2011-2012						
2012-2013						
2013-2014						
2014-2015						
2015-2016						
BEYOND 2016						
TOTAL COST	15,000			150,000		165,000

PROJECT SPECIFICATIONS

PROJECT DESCRIPTION:

Cover for tire area to prevent water from standing in tires.

PROJECT JUSTIFICATION:

Requested by Motor Pool as a DEQ mandate.

PROJECT PRIORITY: 2005 A

START DATE: 2005 EST TIME TO COMPLETE: 3 Months

OPERATING BUDGET EFFECT: NONE X N/A SEE DETAIL

SHEET A 2011-2012/2015-2016 CAPITAL IMPROVEMENTS PROGRAM

PROJECT TITLE: AUMP Lower Third Street	PROJECT CATEGORY: Public Enterprise
PROJECT NUMBER: 050710	COUNCIL DISTRICT # N/A
DIVISION: Public Works	DEPARTMENT: Building Services

PROJECT BUDGET

REVENUE BREAKDOWN

REVENUE SOURCES				FEDERAL FUNDS	SALES TAX	TOTAL
PRIOR BDGTS				2,800,000	700,000	3,500,000
PRIOR EXP					245,505	245,505
BUDGET C/O				2,800,000	454,495	3,254,495
2011-2012						
2012-2013						
2013-2014						
2014-2015						
2015-2016						
BEYOND 2016						
TOTAL COST				2,800,000	700,000	3,500,000

EXPENDITURE BREAKDOWN

EXPENDITURE BREAKDOWN	ENGINEERING	TESTING	LAND ACQUISITION	CONSTRUCTION	OTHER	TOTAL
PRIOR BDGTS	310,000	90,000	100,000	3,000,000		3,500,000
2011-2012						
2012-2013						
2013-2014						
2014-2015						
2015-2016						
BEYOND 2016						
TOTAL COST	310,000	90,000	100,000	3,000,000		3,500,000

PROJECT SPECIFICATIONS

PROJECT DESCRIPTION:			
PROJECT JUSTIFICATION:			
PROJECT PRIORITY:	A	EST TIME TO COMPLETE:	3 Months
START DATE:	2007		
OPERATING BUDGET EFFECT:	<input type="checkbox"/> NONE	<input checked="" type="checkbox"/> N/A	<input type="checkbox"/> SEE DETAIL

SHEET A 2011-2012/2015-2016 CAPITAL IMPROVEMENTS PROGRAM

PROJECT TITLE: Building Improvements	PROJECT CATEGORY: Public Enterprise
PROJECT NUMBER: 050801	COUNCIL DISTRICT # N/A
DIVISION: Public Works	DEPARTMENT: Building Services

PROJECT BUDGET

REVENUE BREAKDOWN

REVENUE SOURCES					SALES TAX	TOTAL
PRIOR BDGTS					905,683	905,683
PRIOR EXP					443,127	443,127
BUDGET C/0					462,556	462,556
2011-2012					110,000	110,000
2012-2013					110,000	110,000
2013-2014					110,000	110,000
2014-2015					110,000	110,000
2015-2016						
BEYOND 2016						
TOTAL COST					1,345,683	1,345,683

EXPENDITURE BREAKDOWN

EXPENDITURE BREAKDOWN	ENGINEERING	TESTING	LAND ACQUISITION	CONSTRUCTION	OTHER	TOTAL
PRIOR BDGTS	146,000			759,683		905,683
2011-2012	10,000			100,000		110,000
2012-2013	10,000			100,000		110,000
2013-2014	10,000			100,000		110,000
2014-2015	10,000			100,000		110,000
2015-2016						
BEYOND 2016						
TOTAL COST	186,000			1,159,683		1,345,683

PROJECT SPECIFICATIONS

PROJECT DESCRIPTION:

As our many structures are aging, this project provides for a planned approach to replacement and enhancements of city properties. By including many sub-projects in this single project, this allows for adjustments in priorities of work pending conditions "on the ground" in the current fiscal year. By planning ahead on funding, the Council can anticipate inevitable expenditures while allowing the Building Maintenance operation the flexibility to apply the funds at the most expedient place.

PROJECT JUSTIFICATION:

Currently tasks in this project include HVAC Renovation at City Hall, Paint Shop addition, Foundation Repair/ door work at City Compound, Replacement of HVAC Split systems at City Compound and other projects.

PROJECT PRIORITY: A

START DATE: 2007

EST TIME TO COMPLETE:

Ongoing

OPERATING BUDGET EFFECT:

 NONE N/A SEE DETAIL

SHEET A 2011-2012/2015-2016 CAPITAL IMPROVEMENTS PROGRAM

PROJECT TITLE: Roof Replacement	PROJECT CATEGORY: Public Enterprise
PROJECT NUMBER: 050802	COUNCIL DISTRICT # N/A
DIVISION: Public Works	DEPARTMENT: Building Services

PROJECT BUDGET**REVENUE BREAKDOWN**

REVENUE SOURCES					SALES TAX	TOTAL
PRIOR BDGTS					2,167,700	2,167,700
PRIOR EXP					803,030	803,030
BUDGET C/O					1,364,670	1,364,670
2011-2012					200,000	200,000
2012-2013					200,000	200,000
2013-2014					200,000	200,000
2014-2015					100,000	100,000
2015-2016						
BEYOND 2016						
TOTAL COST					2,867,700	2,867,700

EXPENDITURE BREAKDOWN

EXPENDITURE BREAKDOWN	ENGINEERING	TESTING	LAND ACQUISITION	CONSTRUCTION	OTHER	TOTAL
PRIOR BDGTS	105,200			2,062,500		2,167,700
2011-2012				200,000		200,000
2012-2013				200,000		200,000
2013-2014				200,000		200,000
2014-2015				100,000		100,000
2015-2016						
BEYOND 2016						
TOTAL COST	105,200			2,762,500		2,867,700

PROJECT SPECIFICATIONS**PROJECT DESCRIPTION:**

Replace roofs on different buildings as needed.

PROJECT JUSTIFICATION:

As roofs age they begin to leak. Failure can be predicted through core sampling and analysis. This project will provide funding for the testing and the replacement if indicated.

PROJECT PRIORITY:

A

START DATE:

2007

EST TIME TO COMPLETE:

Ongoing

OPERATING BUDGET EFFECT:
 NONE

 N/A

 SEE DETAIL

SHEET A 2011-2012/2015-2016 CAPITAL IMPROVEMENTS PROGRAM

PROJECT TITLE: Large Truck Wash Tunnel Renovation	PROJECT CATEGORY: Public Enterprise
PROJECT NUMBER: 050806	COUNCIL DISTRICT # N/A
DIVISION: Public Works	DEPARTMENT: Building Services

PROJECT BUDGET**REVENUE BREAKDOWN**

REVENUE SOURCES					SALES TAX	TOTAL
PRIOR BDGTS					152,000	152,000
PRIOR EXP					119,650	119,650
BUDGET C/O					32,350	32,350
2011-2012						
2012-2013						
2013-2014						
2014-2015						
2015-2016						
BEYOND 2016						
TOTAL COST					152,000	152,000

EXPENDITURE BREAKDOWN

EXPENDITURE BREAKDOWN	ENGINEERING	TESTING	LAND ACQUISITION	CONSTRUCTION	OTHER	TOTAL
PRIOR BDGTS	12,000			140,000		152,000
2011-2012						
2012-2013						
2013-2014						
2014-2015						
2015-2016						
BEYOND 2016						
TOTAL COST	12,000			140,000		152,000

PROJECT SPECIFICATIONS**PROJECT DESCRIPTION:**

Add new large vehicle automatic wash mechanism including new spinner arches, pump and a 2 stage chemical wash.

PROJECT JUSTIFICATION:

The existing unit fell into disrepair and is inoperable. A new pump is needed and technology upgraded to more effectively clean the exterior and bottoms of heavy and industrial equipment.

PROJECT PRIORITY: A

START DATE: 2,007

EST TIME TO COMPLETE:

OPERATING BUDGET EFFECT:

 NONE

 N/A

 SEE DETAIL

SHEET A 2011-2012/2015-2016 CAPITAL IMPROVEMENTS PROGRAM

PROJECT TITLE: Harold Miles Park Improvements	PROJECT CATEGORY: Public Enterprise
PROJECT NUMBER: 050807	COUNCIL DISTRICT # N/A
DIVISION: Public Works	DEPARTMENT: Building Services

PROJECT BUDGET

REVENUE BREAKDOWN

REVENUE SOURCES					SALES TAX	TOTAL
PRIOR BDGTS					55,000	55,000
PRIOR EXP					43,323	43,323
BUDGET C/O					11,677	11,677
2011-2012						
2012-2013						
2013-2014						
2014-2015						
2015-2016						
BEYOND 2016					330,000	330,000
TOTAL COST					385,000	385,000

EXPENDITURE BREAKDOWN

EXPENDITURE BREAKDOWN	ENGINEERING	TESTING	LAND ACQUISITION	CONSTRUCTION	OTHER	TOTAL
PRIOR BDGTS	55,000					55,000
2011-2012						
2012-2013						
2013-2014						
2014-2015						
2015-2016						
BEYOND 2016	25,000			305,000		330,000
TOTAL COST	80,000			305,000		385,000

PROJECT SPECIFICATIONS

PROJECT DESCRIPTION:

Renovation to Harold Miles Park includes replacement of kitchen and addition of restrooms as well as other general renovation improvements such in increasing the size of the dining area

PROJECT JUSTIFICATION:

This will bring the building up to health codes, provide structural integrity, and improve overall usability.

PROJECT PRIORITY: A

START DATE: 2007

EST TIME TO COMPLETE:

3 Months

OPERATING BUDGET EFFECT:

NONE

N/A

SEE DETAIL

SHEET A 2011-2012/2015-2016 CAPITAL IMPROVEMENTS PROGRAM

PROJECT TITLE: Brownsfield Grants	PROJECT CATEGORY: Public Enterprise
PROJECT NUMBER: 050812	COUNCIL DISTRICT # N/A
DIVISION: Public Works	DEPARTMENT: Building Services

PROJECT BUDGET

REVENUE BREAKDOWN

REVENUE SOURCES				FEDERAL FUNDS	SALES TAX	TOTAL
PRIOR BDGTS					177,675	177,675
PRIOR EXP					234,893	234,893
BUDGET C/O					(57,218)	(57,218)
2011-2012				311,570		311,570
2012-2013						
2013-2014						
2014-2015						
2015-2016						
BEYOND 2016						
TOTAL COST				311,570	177,675	489,245

EXPENDITURE BREAKDOWN

EXPENDITURE BREAKDOWN	ENGINEERING	TESTING	LAND ACQUISITION	CONSTRUCTION	OTHER	TOTAL
PRIOR BDGTS					177,675	177,675
2011-2012					311,570	311,570
2012-2013						
2013-2014						
2014-2015						
2015-2016						
BEYOND 2016						
TOTAL COST					489,245	489,245

PROJECT SPECIFICATIONS

PROJECT DESCRIPTION:			
PROJECT JUSTIFICATION:			
PROJECT PRIORITY:	A	EST TIME TO COMPLETE:	1 Year
START DATE:	2008		
OPERATING BUDGET EFFECT:	<input type="checkbox"/> NONE	<input checked="" type="checkbox"/> N/A	<input type="checkbox"/> SEE DETAIL

SHEET A 2011-2012/2015-2016 CAPITAL IMPROVEMENTS PROGRAM

PROJECT TITLE: Fueling Depot Improvements	PROJECT CATEGORY: Public Enterprise
PROJECT NUMBER: 050903	COUNCIL DISTRICT # N/A
DIVISION: Public Works	DEPARTMENT: Motor Pool

PROJECT BUDGET

REVENUE BREAKDOWN

REVENUE SOURCES					SALES TAX	TOTAL
PRIOR BDGTS					190,000	190,000
PRIOR EXP						
BUDGET C/O					190,000	190,000
2011-2012						
2012-2013						
2013-2014						
2014-2015						
2015-2016						
BEYOND 2016						
TOTAL COST					190,000	190,000

EXPENDITURE BREAKDOWN

EXPENDITURE BREAKDOWN	ENGINEERING	TESTING	LAND ACQUISITION	CONSTRUCTION	OTHER	TOTAL
PRIOR BDGTS	10,000			180,000		190,000
2011-2012						
2012-2013						
2013-2014						
2014-2015						
2015-2016						
BEYOND 2016						
TOTAL COST	10,000			180,000		190,000

PROJECT SPECIFICATIONS

PROJECT DESCRIPTION:

Extend the Fueling Depot Canopy to cover all pumps.
Retrofit/replace obsolete Petrovend POS systems.

PROJECT JUSTIFICATION:

The City is required to operate the City Complex under a LDEQ stormwater discharging permit. The permit specifically regulates the discharge from fueling operations and places numerical limits on pollutants that can be discharged such as oil and grease. Initial testing showed the Fuel Depot to be out of compliance. A cover must be constructed over the fueling area to minimize the discharge of petroleum products to the storm drain system.

PROJECT PRIORITY:

START DATE: N/A

EST TIME TO COMPLETE:

OPERATING BUDGET EFFECT:

NONE

X N/A

SEE DETAIL

SHEET A 2011-2012/2015-2016 CAPITAL IMPROVEMENTS PROGRAM

PROJECT TITLE: City Compound Security Enhancements	PROJECT CATEGORY: Public Enterprise
PROJECT NUMBER: 050905	COUNCIL DISTRICT # N/A
DIVISION: Public Works	DEPARTMENT: Building Services

PROJECT BUDGET**REVENUE BREAKDOWN**

REVENUE SOURCES					SALES TAX	TOTAL
PRIOR BDGTS					88,000	88,000
PRIOR EXP					44,560	44,560
BUDGET C/0					43,440	43,440
2011-2012						
2012-2013						
2013-2014						
2014-2015						
2015-2016						
BEYOND 2016						
TOTAL COST					88,000	88,000

EXPENDITURE BREAKDOWN

EXPENDITURE BREAKDOWN	ENGINEERING	TESTING	LAND ACQUISITION	CONSTRUCTION	OTHER	TOTAL
PRIOR BDGTS				88,000		88,000
2011-2012						
2012-2013						
2013-2014						
2014-2015						
2015-2016						
BEYOND 2016						
TOTAL COST				88,000		88,000

PROJECT SPECIFICATIONS**PROJECT DESCRIPTION:**

ID Prox Card access systems for gates & turnstiles
 CCTV System Improvements
 New vehicle gate operators and renovations

PROJECT JUSTIFICATION:

The City Compound houses most of the critical operations of the Public Works Division and some operations of the Utilities Division. There is a considerable investment in equipment and supplies that needs further securing. Existing CCTV system is outdated, inadequate, and is down for repair frequently. Existing gate operators are 15 years old, and should be upgraded with the proposed 24/7 automatic operation. The Card Access System will integrate with the city wide keyless security system to provide tighter control and reporting of access.

PROJECT PRIORITY:**START DATE:** N/A**EST TIME TO COMPLETE:****OPERATING BUDGET EFFECT:**
 NONE

 X N/A

 SEE DETAIL

SHEET A 2011-2012/2015-2016 CAPITAL IMPROVEMENTS PROGRAM

PROJECT TITLE: Work Management Software	PROJECT CATEGORY: Public Enterprise
PROJECT NUMBER: 051001	COUNCIL DISTRICT # N/A
DIVISION: Public Works	DEPARTMENT: Central Facility

PROJECT BUDGET

REVENUE BREAKDOWN

REVENUE SOURCES					SALES TAX	TOTAL
PRIOR BDGTS					80,000	80,000
PRIOR EXP						
BUDGET C/O					80,000	80,000
2011-2012					30,000	30,000
2012-2013						
2013-2014						
2014-2015						
2015-2016						
BEYOND 2016						
TOTAL COST					110,000	110,000

EXPENDITURE BREAKDOWN

EXPENDITURE BREAKDOWN	ENGINEERING	TESTING	LAND ACQUISITION	CONSTRUCTION	OTHER	TOTAL
PRIOR BDGTS					80,000	80,000
2011-2012					30,000	30,000
2012-2013						
2013-2014					c/	
2014-2015						
2015-2016						
BEYOND 2016						
TOTAL COST					110,000	110,000

PROJECT SPECIFICATIONS

PROJECT DESCRIPTION:

Work Management Software will provide cost accounting for labor and materials, preventive work planning and roll up costing on an enterprise basis. The roll out will be in three phases starting with the Water and Building Services Departments. The second and third years will bring on other departments.

PROJECT JUSTIFICATION:

Work Orders—scheduling jobs, assigning personnel, reserving materials, and recording costs. Preventive Maintenance—keeping track of preventive maintenance inspections and jobs, including step-by-step instructions or checklists, lists of materials required, and other pertinent details. Asset Management—recording data about equipment and property including specifications, warranty information, service contracts, spare parts, purchase date, and expected lifetime. Inventory Control—management of spare parts, tools, and other materials including the reservation of materials. Advanced Reporting and Analytics—creating customized reports and analyses that can be used to forecast likely problems in time.

PROJECT PRIORITY: B

START DATE: N/A EST TIME TO COMPLETE: N/A

OPERATING BUDGET EFFECT: NONE X N/A SEE DETAIL

SHEET A 2011-2012/2015-2016 CAPITAL IMPROVEMENTS PROGRAM

PROJECT TITLE: Riverfront Improvements	PROJECT CATEGORY: Public Enterprise
PROJECT NUMBER: 051002	COUNCIL DISTRICT # N/A
DIVISION: Public Works	DEPARTMENT: Central Facility

PROJECT BUDGET

REVENUE BREAKDOWN

REVENUE SOURCES					SALES TAX	TOTAL
PRIOR BDGTS					500,000	500,000
PRIOR EXP					55,931	55,931
BUDGET C/O					444,069	444,069
2011-2012						
2012-2013						
2013-2014						
2014-2015						
2015-2016						
BEYOND 2016						
TOTAL COST					500,000	500,000

EXPENDITURE BREAKDOWN

EXPENDITURE BREAKDOWN	ENGINEERING	TESTING	LAND ACQUISITION	CONSTRUCTION	OTHER	TOTAL
PRIOR BDGTS					500,000	500,000
2011-2012						
2012-2013						
2013-2014						
2014-2015						
2015-2016						
BEYOND 2016						
TOTAL COST					500,000	500,000

PROJECT SPECIFICATIONS

PROJECT DESCRIPTION:

As this valued and essential asset is aging, this project provides for a planned approach to replacement and enhancements of the Riverfront property. By including many sub-projects in this single project, this allows for adjustments in priorities of work pending condition. This will be a consolidation of some existing projects and addition of some new projects.

PROJECT JUSTIFICATION:

Currently, tasks in this project include HVAC Control System upgrade (70K), sealing of exterior masonry(15K), modernization of temporary wiring for conventions(35k), conditioning of equipment storage room to prevent rusting of equipment and furniture (15K), furniture and fixture replacement (85K), upgrade of building lighting system(110K), and other projects.

PROJECT PRIORITY: B

START DATE: N/A

EST TIME TO COMPLETE:

N/A

OPERATING BUDGET EFFECT:

 NONE

 N/A

 SEE DETAIL

SHEET A 2011-2012/2015-2016 CAPITAL IMPROVEMENTS PROGRAM

PROJECT TITLE: Mobile Emergency Equipment	PROJECT CATEGORY: Public Enterprise
PROJECT NUMBER: 051101	COUNCIL DISTRICT # N/A
DIVISION: Public Works	DEPARTMENT: Central Facility

PROJECT BUDGET**REVENUE BREAKDOWN**

REVENUE SOURCES					SALES TAX	TOTAL
PRIOR BDGTS					222,300	222,300
PRIOR EXP						
BUDGET C/0					222,300	222,300
2011-2012						
2012-2013						
2013-2014						
2014-2015						
2015-2016						
BEYOND 2016						
TOTAL COST					222,300	222,300

EXPENDITURE BREAKDOWN

EXPENDITURE BREAKDOWN	ENGINEERING	TESTING	LAND ACQUISITION	CONSTRUCTION	OTHER	TOTAL
PRIOR BDGTS					222,300	222,300
2011-2012						
2012-2013						
2013-2014						
2014-2015						
2015-2016						
BEYOND 2016						
TOTAL COST					222,300	222,300

PROJECT SPECIFICATIONS

PROJECT DESCRIPTION: Acquisition of flood response equipment including both large and small format pumps, mobile generators, emergency lighting, automated sandbagging equipment, and related infrastructure.			
PROJECT JUSTIFICATION: This equipment will be key in responding to emergencies such as flooding and other special conditions.			
PROJECT PRIORITY:	B	EST TIME TO COMPLETE:	N/A
START DATE:	N/A	OPERATING BUDGET EFFECT:	N/A
	<input type="checkbox"/> NONE	<input checked="" type="checkbox"/> N/A	<input type="checkbox"/> SEE DETAIL

CITY OF ALEXANDRIA

SHEET A 2011-2012/2015-2016 CAPITAL IMPROVEMENTS PROGRAM

PROJECT TITLE: Recreation Operations Building	PROJECT CATEGORY: Public Enterprise
PROJECT NUMBER: 051102	COUNCIL DISTRICT # N/A
DIVISION: Public Works	DEPARTMENT: Recreation

PROJECT BUDGET**REVENUE BREAKDOWN**

REVENUE SOURCES					SALES TAX	TOTAL
PRIOR BDGTS					550,000	550,000
PRIOR EXP					2,549	2,549
BUDGET C/O					547,451	547,451
2011-2012						
2012-2013						
2013-2014						
2014-2015						
2015-2016						
BEYOND 2016						
TOTAL COST					550,000	550,000

EXPENDITURE BREAKDOWN

EXPENDITURE BREAKDOWN	ENGINEERING	TESTING	LAND ACQUISITION	CONSTRUCTION	OTHER	TOTAL
PRIOR BDGTS	50,000			500,000		550,000
2011-2012						
2012-2013						
2013-2014						
2014-2015						
2015-2016						
BEYOND 2016						
TOTAL COST	50,000			500,000		550,000

PROJECT SPECIFICATIONS**PROJECT DESCRIPTION:**

The Recreation Maintenance Operation Building will be a simple building to match others at the City Compound. The building will consist of a small engine maintenance area, a secure facility for small engine and other equipment, an inventory area, his and hers restrooms, three offices for supervisors and a general office area. This facility will be about 3400 square feet.

PROJECT JUSTIFICATION:

This will accommodate their move of operations to the City Compound and will accommodate a closer integration with management.

PROJECT PRIORITY: N/A B

START DATE: N/A EST TIME TO COMPLETE: N/A

OPERATING BUDGET EFFECT: NONE X N/A SEE DETAIL

SHEET A 2011-2012/2015-2016 CAPITAL IMPROVEMENTS PROGRAM

PROJECT TITLE: Red River Improvement Venture & Essential Rec	PROJECT CATEGORY: Public Enterprise
PROJECT NUMBER: 051103	COUNCIL DISTRICT # N/A
DIVISION: Public Works	DEPARTMENT: Recreation

PROJECT BUDGET

REVENUE BREAKDOWN

REVENUE SOURCES				SALES TAX BONDS 2008	SALES TAX	TOTAL
PRIOR BDGTS					250,000	250,000
PRIOR EXP						
BUDGET C/O					250,000	250,000
2011-2012				2,250,000		2,250,000
2012-2013						
2013-2014						
2014-2015						
2015-2016						
BEYOND 2016						
TOTAL COST				2,250,000	250,000	2,500,000

EXPENDITURE BREAKDOWN

EXPENDITURE BREAKDOWN	ENGINEERING	TESTING	LAND ACQUISITION	CONSTRUCTION	OTHER	TOTAL
PRIOR BDGTS					250,000	250,000
2011-2012					2,250,000	2,250,000
2012-2013						
2013-2014						
2014-2015						
2015-2016						
BEYOND 2016						
TOTAL COST					2,500,000	2,500,000

PROJECT SPECIFICATIONS

PROJECT DESCRIPTION:			
PROJECT JUSTIFICATION:			
PROJECT PRIORITY:	N/A	B	
START DATE:	N/A	EST TIME TO COMPLETE:	N/A
OPERATING BUDGET EFFECT:			
<input type="checkbox"/>	NONE	<input checked="" type="checkbox"/>	N/A
<input type="checkbox"/>		<input type="checkbox"/>	SEE DETAIL

SHEET A 2011-2012/2015-2016 CAPITAL IMPROVEMENTS PROGRAM

PROJECT TITLE: Port of Alexandria Rail Spur Improvements	PROJECT CATEGORY: Public Enterprise
PROJECT NUMBER: 051104	COUNCIL DISTRICT # N/A
DIVISION: Planning	DEPARTMENT: Engineering

PROJECT BUDGET

REVENUE BREAKDOWN

REVENUE SOURCES				FEDERAL	SALES TAX	TOTAL
PRIOR BDGTS				487,000	64,025	551,025
PRIOR EXP						
BUDGET C/O				487,000	64,025	551,025
2011-2012						
2012-2013						
2013-2014						
2014-2015						
2015-2016						
BEYOND 2016						
TOTAL COST				487,000	64,025	551,025

EXPENDITURE BREAKDOWN

EXPENDITURE BREAKDOWN	ENGINEERING	TESTING	LAND ACQUISITION	CONSTRUCTION	OTHER	TOTAL
PRIOR BDGTS				551,025		551,025
2011-2012						
2012-2013						
2013-2014						
2014-2015						
2015-2016						
BEYOND 2016						
TOTAL COST				551,025		551,025

PROJECT SPECIFICATIONS

PROJECT DESCRIPTION:

Renovation of the existing Union Pacific Railroad spur adjacent to the Alexandria City Compound and the Port of Alexandria. This spur services the Port of Alexandria and is approximately 6,700 feet in length.

PROJECT JUSTIFICATION:

Existing spur was constructed in the mid 1980's and is in need of rehabilitation.

PROJECT PRIORITY: N/A B

START DATE: N/A EST TIME TO COMPLETE: N/A

OPERATING BUDGET EFFECT: NONE X N/A SEE DETAIL

SHEET A 2011-2012/2015-2016 CAPITAL IMPROVEMENTS PROGRAM

PROJECT TITLE: Port of Alexandria / Ruston Foundry	PROJECT CATEGORY: Public Enterprise
PROJECT NUMBER: 051201	COUNCIL DISTRICT # N/A
DIVISION: Planning	DEPARTMENT: Engineering

PROJECT BUDGET**REVENUE BREAKDOWN**

REVENUE SOURCES					SALES TAX	TOTAL
PRIOR BDGTS						
PRIOR EXP						
BUDGET C/O						
2011-2012					300,000	300,000
2012-2013						
2013-2014						
2014-2015						
2015-2016						
BEYOND 2016						
TOTAL COST					300,000	300,000

EXPENDITURE BREAKDOWN

EXPENDITURE BREAKDOWN	ENGINEERING	TESTING	LAND ACQUISITION	CONSTRUCTION	OTHER	TOTAL
PRIOR BDGTS						
2011-2012					300,000	300,000
2012-2013						
2013-2014						
2014-2015						
2015-2016						
BEYOND 2016						
TOTAL COST					300,000	300,000

PROJECT SPECIFICATIONS**PROJECT DESCRIPTION:**

Revitalization of the now unused site of the Ruston Foundry.

PROJECT JUSTIFICATION:

This site was classed a Superfund Site by the EPA. Site has been remediated. Plans to reuse the site are forthcoming.

PROJECT PRIORITY: B

START DATE: N/A

EST TIME TO COMPLETE:

N/A

OPERATING BUDGET EFFECT:

NONE

N/A

SEE DETAIL

SHEET A 2011-2012/2015-2016 CAPITAL IMPROVEMENTS PROGRAM

PROJECT TITLE: Hodges Stockbarn Development	PROJECT CATEGORY: Public Enterprise
PROJECT NUMBER: 051202	COUNCIL DISTRICT # N/A
DIVISION: Planning	DEPARTMENT: Engineering

PROJECT BUDGET

REVENUE BREAKDOWN

REVENUE SOURCES					SALES TAX	TOTAL
PRIOR BDGTS						
PRIOR EXP						
BUDGET C/O						
2011-2012					450,000	450,000
2012-2013						
2013-2014						
2014-2015						
2015-2016						
BEYOND 2016						
TOTAL COST					450,000	450,000

EXPENDITURE BREAKDOWN

EXPENDITURE BREAKDOWN	ENGINEERING	TESTING	LAND ACQUISITION	CONSTRUCTION	OTHER	TOTAL
PRIOR BDGTS						
2011-2012					450,000	450,000
2012-2013						
2013-2014						
2014-2015						
2015-2016						
BEYOND 2016						
TOTAL COST					450,000	450,000

PROJECT SPECIFICATIONS

PROJECT DESCRIPTION:

Provision of infrastructure for commercial development at the old Hodges Stockbarn site.

PROJECT JUSTIFICATION:

Spur economic development in the Lower Third area.

PROJECT PRIORITY: B

START DATE: N/A

EST TIME TO COMPLETE: N/A

OPERATING BUDGET EFFECT:

 NONE

 N/A

 SEE DETAIL

TABLE OF CONTENTS

	<u><i>DRAINAGE</i></u>	<u>PAGE</u>
250203	Southern Heights Drainage	4
250211	Acquisition-ROW/Servitudes	5
250303	Catch Basins Upgrade	6
250421	Residential Ditch Closure	7
250508	Drainage/Applebee's Dorchester	8
250511	Prescott/Shirley Park-Texas	9
250512	Pump Station Repairs	10
250604	Chatlain Lake-Willow Glen Hudson	11
250801	Ellis & Paul Drainage & Outfall	12
250803	Woodale Outfall/ Railrd Ave Ph 1	13
251001	Duhon Lane Drainage	14
251002	Culpepper/Llewellyn Ph 2	15
251003	Red River Levee Certification	16
251101	Woodale Outfall/ Railrd Ave Ph 2	17
251102	Woodale Outfall/ Railrd Ave Ph 3	18
251103	Masonic Drive RCB Extension	19
251104	Tangent Rail RCB	20
251105	Martin Park Drainage	21

2011-2012

**COMBINED CAPITAL PROJECTS
SOURCES OF FUNDING SUMMARY**

DRAINAGE

PROJECT IDENTIFICATION	SALES TAXES	SALES TAX BONDS 08	LTD TX BOND 08	AD VAL TAX-08	FEDERAL FUNDS	STATE FUNDS	UTIL REV BOND 04	UTILITY FUND	TOTALS
Southern Heights Drainage		(1,000,000)							(1,000,000)
Acquisition-ROW/Servitudes	60,000								60,000
Catch Basin Upgrades	50,000								50,000
Residential Ditch Closure				375,000					375,000
Prescott/Shirley Park to Texas			(600,000)						(600,000)
Pump Station Repairs	10,000								10,000
Chatlain Lake-Willow Glen Hudson	200,000					1,890,000			2,090,000
Woodale Outfall/ Railed Ave Ph 2				275,000					275,000
Woodale Outfall/ Railed Ave Ph 3				250,000					250,000
Masonic Drive RCB Extension						1,614,000			1,614,000
Tangent Rail RCB	200,000					732,000			932,000
Total Drainage	520,000	(1,000,000)	(600,000)	900,000	0	4,236,000	0	0	4,056,000

**2011-2012
GENERAL CAPITAL PROJECTS
FIVE YEAR CAPITAL PLAN**

DRAINAGE

PROJ #	PROJECT IDENTIFICATION	BUDGET C/O	FISCAL YEAR					TOTAL 5 YEAR	BEYOND 2016	TOTAL COST
			11-12	12-13	13-14	14-15	15-16			
250203	Southern Heights Drainage	€ 1,235,584	(1,000,000)	1,000,000				0		1,235,584
250211	Acquisition-ROW/Servitudes	245,516	60,000	60,000	60,000	60,000	60,000	300,000		545,516
250303	Catch Basins Upgrade	309,005	50,000	50,000	50,000	50,000	50,000	250,000		559,005
250421	Residential Ditch Closure	€ 767,579	375,000	375,000	375,000	375,000	375,000	1,875,000		2,642,579
250508	Drainage/Applebee's Dorchester	@ 203,357						0		203,357
250511	Prescott/Shirley Park-Texas	€ 793,717	(600,000)					(600,000)	600,000	793,717
250512	Pump Station Repairs	94,012	10,000	10,000	10,000	10,000	10,000	50,000		144,012
250604	Chatlain Lake-Willow Glen Hudson	234,199	2,090,000					2,090,000		2,324,199
250801	Ellis & Paul Drainage & Outfall	117,054						0		117,054
250803	Woodale Outfall/ Railrd Ave Ph1	99,566						0		99,566
251001	Duhon Lane Drainage	286,285						0		286,285
251002	Culpepper/Llewellyn Ph 2	187,929						0		187,929
251003	Red River Levee Certification	322,621						0		322,621
251101	Woodale Outfall/ Railrd Ave Ph 2	790,513	275,000					275,000		1,065,513
251102	Woodale Outfall/ Railrd Ave Ph 3	0	250,000	1,015,000	760,000			2,025,000		2,025,000
251103	Masonic Drive RCB Extension	200,000	1,614,000					1,614,000		1,814,000
251104	Tangent Rail RCB	395,000	932,000					932,000		1,327,000
251105	Martin Park Drainage	650,000						0		650,000
Total Drainage		6,931,937	4,056,000	2,510,000	1,255,000	495,000	495,000	8,811,000	600,000	16,342,937

* Project Number to be Assigned

@ New or Revised Projects

Projects to be closed

SHEET A 2011-2012/2015-2016 CAPITAL IMPROVEMENTS PROGRAM

PROJECT TITLE: Southern Heights Subdivision Drainage/Street Improvements	PROJECT CATEGORY: Drainage
PROJECT NUMBER: 250203	COUNCIL DISTRICT # 2
DIVISION: Planning & Economic Development	DEPARTMENT: Engineering

PROJECT BUDGET

REVENUE BREAKDOWN

REVENUE SOURCES	SALES TAX BONDS 2008	UTILITY FUNDS	SALES TAX BONDS 2004	SALES TAX	TOTAL
PRIOR BDGTS	1,249,924	61,910	811,220	1,146,812	3,269,866
PRIOR EXP	14,340	61,910	811,220	1,146,812	2,034,282
BUDGET C/O	1,235,584	0	0	0	1,235,584
2011-2012	(1,000,000)				(1,000,000)
2012-2013	1,000,000				1,000,000
2013-2014					
2014-2015					
2015-2016					
Future Funding					
TOTAL COST	1,249,924	61,910	811,220	1,146,812	3,269,866

EXPENDITURE BREAKDOWN

EXPENDITURE BREAKDOWN	ENGINEERING	TESTING	LAND ACQUISITION	CONSTRUCTION	OTHER	TOTAL
PRIOR BDGTS	216,000	3,500	12,500	3,023,866	14,000	3,269,866
2011-2012				(1,000,000)		(1,000,000)
2012-2013				1,000,000		1,000,000
2013-2014						
2014-2015						
2015-2016						
Future Funding						
TOTAL COST	216,000	3,500	12,500	3,023,866	14,000	3,269,866

PROJECT SPECIFICATIONS

PROJECT DESCRIPTION:

Installation of 15", 18", 24" and 30" RCP, catch basins, 24 feet wide 6" thick concrete street with curb and gutters, relocation of utilities and all additional street and drainage appurtenances required to complete this Project.

Street and drainage improvements are to be provided on Jefferson Street from Lee Street to Joseph Street, on Joseph Street from Jefferson Street to Carlton Street and on Carlton Street from Joseph Street to Green Street.

PROJECT JUSTIFICATION:

The existing drainage facility is inadequate to accommodate the storm flow in this neighborhood. Street and drainage improvements are proposed to reduce flooding.

PROJECT PRIORITY:

A

START DATE: June 2005

EST TIME TO COMPLETE:

Four Months

OPERATING BUDGET EFFECT:

 NONE N/A SEE DETAIL

SHEET A 2011-2012/2015-2016 CAPITAL IMPROVEMENTS PROGRAM

PROJECT TITLE: Right of Ways & Servitudes	PROJECT CATEGORY: Drainage
PROJECT NUMBER: 250211	COUNCIL DISTRICT # All
DIVISION: Planning & Economic Development	DEPARTMENT: Engineering

PROJECT BUDGET**REVENUE BREAKDOWN**

REVENUE SOURCES					SALES TAX	TOTAL
PRIOR BDGTS					370,000	370,000
PRIOR EXP					124,484	124,484
BUDGET C/O					245,516	245,516
2011-2012					60,000	60,000
2012-2013					60,000	60,000
2013-2014					60,000	60,000
2014-2015					60,000	60,000
2015-2016					60,000	60,000
Future Funding						
TOTAL COST					670,000	670,000

EXPENDITURE BREAKDOWN

EXPENDITURE BREAKDOWN	ENGINEERING	TESTING	LAND ACQUISITION	CONSTRUCTION	OTHER	TOTAL
PRIOR BDGTS			345,000		25,000	370,000
2011-2012			60,000			60,000
2012-2013			60,000			60,000
2013-2014			60,000			60,000
2014-2015			60,000			60,000
2015-2016			60,000			60,000
Future Funding						
TOTAL COST			645,000		25,000	670,000

PROJECT SPECIFICATIONS**PROJECT DESCRIPTION:**

To purchase right-of-ways or servitudes from property owners for the Street Department.

PROJECT JUSTIFICATION:

Needed to maintain existing ditches in the City's corporate limits.

PROJECT PRIORITY:

A

START DATE:

Ongoing

EST TIME TO COMPLETE:

Ongoing

OPERATING BUDGET EFFECT:
 NONE

 N/A

 SEE DETAIL

SHEET A 2011-2012/2015-2016 CAPITAL IMPROVEMENTS PROGRAM

PROJECT TITLE: Catch Basin Upgrade	PROJECT CATEGORY: Drainage
PROJECT NUMBER: 250303	COUNCIL DISTRICT # All
DIVISION: Planning & Economic Development	DEPARTMENT: Engineering

PROJECT BUDGET

REVENUE BREAKDOWN

REVENUE SOURCES					SALES TAX	TOTAL
PRIOR BDGTS					350,000	350,000
PRIOR EXP					40,995	40,995
BUDGET C/O					309,005	309,005
2011-2012					50,000	50,000
2012-2013					50,000	50,000
2013-2014					50,000	50,000
2014-2015					50,000	50,000
2015-2016					50,000	50,000
Future Funding						
TOTAL COST					600,000	600,000

EXPENDITURE BREAKDOWN

EXPENDITURE BREAKDOWN	ENGINEERING	TESTING	LAND ACQUISITION	CONSTRUCTION	OTHER	TOTAL
PRIOR BDGTS				350,000		350,000
2011-2012				50,000		50,000
2012-2013				50,000		50,000
2013-2014				50,000		50,000
2014-2015				50,000		50,000
2015-2016				50,000		50,000
Future Funding						
TOTAL COST				600,000		600,000

PROJECT SPECIFICATIONS

PROJECT DESCRIPTION:

Upgrading catch basins throughout the City to the City's new standard.

PROJECT JUSTIFICATION:

PROJECT PRIORITY:

A

START DATE: On Going

EST TIME TO COMPLETE:

N/A

OPERATING BUDGET EFFECT:

 NONE

 N/A

 SEE DETAIL

SHEET A 2011-2012/2015-2016 CAPITAL IMPROVEMENTS PROGRAM

PROJECT TITLE: Residential Drainage Ditch Closure	PROJECT CATEGORY: Drainage
PROJECT NUMBER: 250421	COUNCIL DISTRICT # All
DIVISION: Planning & Economic Development	DEPARTMENT: Engineering

PROJECT BUDGET

REVENUE BREAKDOWN

REVENUE SOURCES	PROPERTY TAX 2008	LIMITED TAX BONDS 2008	PROPERTY TAX 2003	TOTAL
PRIOR BDGTS		2,243,406	2,980,596	5,224,002
PRIOR EXP		1,475,827	2,980,596	4,456,423
BUDGET C/O		767,579	0	767,579
2011-2012	375,000			375,000
2012-2013	179,000	196,000		375,000
2013-2014	375,000			375,000
2014-2015	375,000			375,000
2015-2016	375,000			375,000
Future Funding				
TOTAL COST	1,679,000	2,439,406	2,980,596	7,099,002

EXPENDITURE BREAKDOWN

EXPENDITURE BREAKDOWN	ENGINEERING	TESTING	LAND ACQUISITION	CONSTRUCTION	OTHER	TOTAL
PRIOR BDGTS	50,000			5,174,002		5,224,002
2011-2012	50,000			325,000		375,000
2012-2013	50,000			325,000		375,000
2013-2014	50,000			325,000		375,000
2014-2015	50,000			325,000		375,000
2015-2016	50,000			325,000		375,000
Future Funding						
TOTAL COST	300,000			6,799,002		7,099,002

PROJECT SPECIFICATIONS

PROJECT DESCRIPTION:

Closure of drainage ditches within residential areas.

PROJECT JUSTIFICATION:

Included as part of 2003 Property Tax Issue.

PROJECT PRIORITY:

A

START DATE:

May 2003

EST TIME TO COMPLETE:

Five Years

OPERATING BUDGET EFFECT:

NONE

N/A

SEE DETAIL

SHEET A 2011-2012/2015-2016 CAPITAL IMPROVEMENTS PROGRAM

PROJECT TITLE: Drainage Improvements Applebee's to Dorchester	PROJECT CATEGORY: Drainage
PROJECT NUMBER: 250508	COUNCIL DISTRICT # 5
DIVISION: Planning & Economic Development	DEPARTMENT: Engineering

PROJECT BUDGET

REVENUE BREAKDOWN

REVENUE SOURCES				SALES TAX	SALES TAX BONDS 2004	TOTAL
PRIOR BDGTS				519,147	66,853	586,000
PRIOR EXP				315,790	66,853	382,643
BUDGET C/O				203,357	0	203,357
2011-2012						
2012-2013						
2013-2014						
2014-2015						
2015-2016						
Future Funding						
TOTAL COST				519,147	66,853	586,000

EXPENDITURE BREAKDOWN

EXPENDITURE BREAKDOWN	ENGINEERING	TESTING	LAND ACQUISITION	CONSTRUCTION	OTHER	TOTAL
PRIOR BDGTS	55,000	7,000	75,000	429,000	20,000	586,000
2011-2012						
2012-2013						
2013-2014						
2014-2015						
2015-2016						
Future Funding						
TOTAL COST	55,000	7,000	75,000	429,000	20,000	586,000

PROJECT SPECIFICATIONS

PROJECT DESCRIPTION:

Installation of 7' x 4' RCB, catch basins and additional drainage appurtenances.

PROJECT JUSTIFICATION:

To construct next phase of drainage improvements.

PROJECT PRIORITY:

A

START DATE: March 2006

EST TIME TO COMPLETE:

Four Months

OPERATING BUDGET EFFECT:

X

NONE

N/A

SEE DETAIL

SHEET A 2011-2012/2015-2016 CAPITAL IMPROVEMENTS PROGRAM

PROJECT TITLE: Prescott Road - Shirley Park Place towards Texas Avenue	PROJECT CATEGORY: Drainage
PROJECT NUMBER: 250511	COUNCIL DISTRICT # 4
DIVISION: Planning & Economic Development	DEPARTMENT: Engineering

PROJECT BUDGET

REVENUE BREAKDOWN

REVENUE SOURCES	SALES TAX	LIMITED TAX BONDS 2008	PROPERTY TAX 03	TOTAL
PRIOR BDGTS		793,717	94,283	888,000
PRIOR EXP		0	94,283	94,283
BUDGET C/0		793,717	0	793,717
2011-2012		(600,000)		(600,000)
2012-2013				
2013-2014				
2014-2015				
2015-2016				
Future Funding	600,000			600,000
TOTAL COST	600,000	193,717	94,283	888,000

EXPENDITURE BREAKDOWN

EXPENDITURE BREAKDOWN	ENGINEERING	TESTING	LAND ACQUISITION	CONSTRUCTION	OTHER	TOTAL
PRIOR BDGTS	105,000	2,000	25,000	733,000	23,000	888,000
2011-2012				(600,000)		(600,000)
2012-2013						
2013-2014						
2014-2015						
2015-2016						
Future Funding				600,000		600,000
TOTAL COST	105,000	2,000	25,000	733,000	23,000	888,000

PROJECT SPECIFICATIONS

PROJECT DESCRIPTION:

Installation of 15", 18", 24" 30", 36", 42" and 48" RCP along Prescott Road with catch basins and all additional drainage appurtenances required for the construction of this project.

PROJECT JUSTIFICATION:

Project is included in 2003 Property Tax Issue.

PROJECT PRIORITY:

A

START DATE: March 2007

EST TIME TO COMPLETE:

Six Months

OPERATING BUDGET EFFECT:

 NONE N/A SEE DETAIL

SHEET A 2011-2012/2015-2016 CAPITAL IMPROVEMENTS PROGRAM

PROJECT TITLE: Pump Station Repairs		PROJECT CATEGORY: Drainage	
PROJECT NUMBER: 250512		COUNCIL DISTRICT # All	
DIVISION: Planning & Economic Development		DEPARTMENT: Engineering	

PROJECT BUDGET**REVENUE BREAKDOWN**

REVENUE SOURCES					SALES TAX	TOTAL
PRIOR BDGTS					135,000	135,000
PRIOR EXP					40,988	40,988
BUDGET C/O					94,012	94,012
2011-2012					10,000	10,000
2012-2013					10,000	10,000
2013-2014					10,000	10,000
2014-2015					10,000	10,000
2015-2016					10,000	10,000
Future Funding						
TOTAL COST					185,000	185,000

EXPENDITURE BREAKDOWN

EXPENDITURE BREAKDOWN	ENGINEERING	TESTING	LAND ACQUISITION	CONSTRUCTION	OTHER	TOTAL
PRIOR BDGTS				135,000		135,000
2011-2012				10,000		10,000
2012-2013				10,000		10,000
2013-2014				10,000		10,000
2014-2015				10,000		10,000
2015-2016				10,000		10,000
Future Funding						
TOTAL COST				185,000		185,000

PROJECT SPECIFICATIONS**PROJECT DESCRIPTION:**

Needed repairs to existing pump stations.

PROJECT JUSTIFICATION:

The City has numerous pump stations and in lieu of having individual projects for making repairs to our pump stations this account is established.

PROJECT PRIORITY:

A

START DATE: On Going**EST TIME TO COMPLETE:**

On Going

OPERATING BUDGET EFFECT:

X

NONE

N/A

SEE DETAIL

SHEET A 2011-2012/2015-2016 CAPITAL IMPROVEMENTS PROGRAM

PROJECT TITLE: Chatlain Lake Canal - Willow Glen to Hudson	PROJECT CATEGORY: Drainage
PROJECT NUMBER: 250604	COUNCIL DISTRICT # 3
DIVISION: Planning & Economic Development	DEPARTMENT: Engineering

PROJECT BUDGET

REVENUE BREAKDOWN

REVENUE SOURCES	STATE FUNDS	SALES TAX	SALES TAX BONDS 2004	TOTAL
PRIOR BDGTS		234,320	680	235,000
PRIOR EXP		121	680	801
BUDGET C/O		234,199	0	234,199
2011-2012	1,890,000	200,000		2,090,000
2012-2013				
2013-2014				
2014-2015				
2015-2016				
Future Funding				
TOTAL COST	1,890,000	434,320	680	2,325,000

EXPENDITURE BREAKDOWN

EXPENDITURE BREAKDOWN	ENGINEERING	TESTING	LAND ACQUISITION	CONSTRUCTION	OTHER	TOTAL
PRIOR BDGTS	140,000		95,000			235,000
2011-2012				2,090,000		2,090,000
2012-2013						
2013-2014						
2014-2015						
2015-2016						
Future Funding						
TOTAL COST	140,000		95,000	2,090,000		2,325,000

PROJECT SPECIFICATIONS

PROJECT DESCRIPTION:

Improve existing earthen channel by extending concrete-lining.

PROJECT JUSTIFICATION:

South Alexandria experiences flooding along the drainage way. Improvements are needed to allow greater volumes of water flow.

PROJECT PRIORITY:

A

START DATE: August 2005

EST TIME TO COMPLETE:

Two Months

OPERATING BUDGET EFFECT:

X

NONE

N/A

SEE DETAIL

SHEET A 2011-2012/2015-2016 CAPITAL IMPROVEMENTS PROGRAM

PROJECT TITLE: Ellis and Paul Street Drainage Improvements & Outfall	PROJECT CATEGORY: Drainage
PROJECT NUMBER: 250801	COUNCIL DISTRICT # 2
DIVISION: Planning & Economic Development	DEPARTMENT: Engineering

PROJECT BUDGET

REVENUE BREAKDOWN

REVENUE SOURCES				UTILITY FUND	SALES TAX	TOTAL
PRIOR BDGTS					535,000	535,000
PRIOR EXP					417,946	417,946
BUDGET C/O					117,054	117,054
2011-2012						
2012-2013						
2013-2014						
2014-2015						
2015-2016						
Future Funding						
TOTAL COST					535,000	535,000

EXPENDITURE BREAKDOWN

EXPENDITURE BREAKDOWN	ENGINEERING	TESTING	LAND ACQUISITION	CONSTRUCTION	OTHER	TOTAL
PRIOR BDGTS	35,000			500,000		535,000
2011-2012						
2012-2013						
2013-2014						
2014-2015						
2015-2016						
Future Funding						
TOTAL COST	35,000			500,000		535,000

PROJECT SPECIFICATIONS

PROJECT DESCRIPTION:

Installation of 15", 18", 24" and 30" RCP, catch basins, replacement of street and driveway pavement and all additional drainage appurtenances required to construct this project.

PROJECT JUSTIFICATION:

There is inadequate drainage facilities along Ellis and Paul Street to collect storm water without flooding the street. The proposed drainage improvements will reduce flooding in this area.

PROJECT PRIORITY:

A

START DATE: March 2009

EST TIME TO COMPLETE:

Four Months

OPERATING BUDGET EFFECT:

 NONE

 N/A

 SEE DETAIL

SHEET A 2011-2012/2015-2016 CAPITAL IMPROVEMENTS PROGRAM

PROJECT TITLE: Woodale Outfall/Railroad Avenue Drainage Phase I	PROJECT CATEGORY: Drainage
PROJECT NUMBER: 250803	COUNCIL DISTRICT # 1
DIVISION: Planning & Economic Development	DEPARTMENT: Engineering

PROJECT BUDGET**REVENUE BREAKDOWN**

REVENUE SOURCES				LIMITED TAX BONDS 2008	SALES TAX	TOTAL
PRIOR BDGTS				305,000	1,223,150	1,528,150
PRIOR EXP				305,000	1,123,584	1,428,584
BUDGET C/0				0	99,566	99,566
2011-2012						
2012-2013						
2013-2014						
2014-2015						
2015-2016						
Future Funding						
TOTAL COST				305,000	1,223,150	1,528,150

EXPENDITURE BREAKDOWN

EXPENDITURE BREAKDOWN	ENGINEERING	TESTING	LAND ACQUISITION	CONSTRUCTION	OTHER	TOTAL
PRIOR BDGTS	517,650		122,500	888,000		1,528,150
2011-2012						
2012-2013						
2013-2014						
2014-2015						
2015-2016						
Future Funding						
TOTAL COST	517,650		122,500	888,000		1,528,150

PROJECT SPECIFICATIONS**PROJECT DESCRIPTION:**

Drainage channel improvements from the the end of previous drainage improvementsat Martha Lane to Bayou Rapides along the railroad.

PROJECT JUSTIFICATION:

The first two phases of this project are complete. The channel grade must be deepened to accommodate positive drainage to Bayou Rapides.

PROJECT PRIORITY:

A

START DATE: March 2009**EST TIME TO COMPLETE:**

Four Months

OPERATING BUDGET EFFECT:
 NONE

 N/A

 SEE DETAIL

SHEET A 2011-2012/2015-2016 CAPITAL IMPROVEMENTS PROGRAM

PROJECT TITLE: Duhon Lane Drainage	PROJECT CATEGORY: Drainage
PROJECT NUMBER: 251001	COUNCIL DISTRICT # 2
DIVISION: Planning & Economic Development	DEPARTMENT: Engineering

PROJECT BUDGET

REVENUE BREAKDOWN

REVENUE SOURCES					SALES TAX	TOTAL
PRIOR BDGTS					352,500	352,500
PRIOR EXP					66,215	66,215
BUDGET C/O					286,285	286,285
2011-2012						
2012-2013						
2013-2014						
2014-2015						
2015-2016						
Future Funding						
TOTAL COST					352,500	352,500

EXPENDITURE BREAKDOWN

EXPENDITURE BREAKDOWN	ENGINEERING	TESTING	LAND ACQUISITION	CONSTRUCTION	OTHER	TOTAL
PRIOR BDGTS					352,500	352,500
2011-2012						
2012-2013						
2013-2014						
2014-2015						
2015-2016						
Future Funding						
TOTAL COST					352,500	352,500

PROJECT SPECIFICATIONS

PROJECT DESCRIPTION:

Repair existing reinforced concrete box crossing and roadway.

PROJECT JUSTIFICATION:

Existing backfill material has been washed away by rains creating a significant void under roadway. Project will remove existing concrete roadway panels, replace missing backfill and repair roadway.

PROJECT PRIORITY:

A

START DATE: October 2006

EST TIME TO COMPLETE:

Three Months

OPERATING BUDGET EFFECT:

X

NONE

N/A

SEE DETAIL

SHEET A 2011-2012/2015-2016 CAPITAL IMPROVEMENTS PROGRAM

PROJECT TITLE: Culpepper Drainage-Llewellyn to Sterkx Rd Phase 2	PROJECT CATEGORY: Drainage
PROJECT NUMBER: 251002	COUNCIL DISTRICT # 2
DIVISION: Planning & Economic Development	DEPARTMENT: Engineering

PROJECT BUDGET

REVENUE BREAKDOWN

REVENUE SOURCES				PROPERTY TAX - 98	SALES TAX	TOTAL
PRIOR BDGTS				169,553	600,960	770,513
PRIOR EXP				169,553	413,031	582,584
BUDGET C/O				0	187,929	187,929
2011-2012						
2012-2013						
2013-2014						
2014-2015						
2015-2016						
Future Funding						
TOTAL COST				169,553	600,960	770,513

EXPENDITURE BREAKDOWN

EXPENDITURE BREAKDOWN	ENGINEERING	TESTING	LAND ACQUISITION	CONSTRUCTION	OTHER	TOTAL
PRIOR BDGTS	70,000			700,513		770,513
2011-2012						
2012-2013						
2013-2014						
2014-2015						
2015-2016						
Future Funding						
TOTAL COST	70,000			700,513		770,513

PROJECT SPECIFICATIONS

PROJECT DESCRIPTION:

Installation of 15", 18", 42" 48", 54" and 60" RCP along Culpepper Road from Llewellyn Ditch towards Sterkx Road with catch basins any and all drainage appurtenances required to complete this project.

PROJECT JUSTIFICATION:

Project approved as part of 1998 Property Tax Issue.

PROJECT PRIORITY:

A

START DATE: August 2005

EST TIME TO COMPLETE:

6 Months

OPERATING BUDGET EFFECT:

 NONE N/A SEE DETAIL

SHEET A 2011-2012/2015-2016 CAPITAL IMPROVEMENTS PROGRAM

PROJECT TITLE: Red River Levee Certification	PROJECT CATEGORY: Drainage
PROJECT NUMBER: 251003	COUNCIL DISTRICT # 2
DIVISION: Planning & Economic Development	DEPARTMENT: Engineering

PROJECT BUDGET**REVENUE BREAKDOWN**

REVENUE SOURCES					SALES TAX	TOTAL
PRIOR BDGTS					500,000	500,000
PRIOR EXP					177,379	177,379
BUDGET C/O					322,621	322,621
2011-2012						
2012-2013						
2013-2014						
2014-2015						
2015-2016						
Future Funding						
TOTAL COST					500,000	500,000

EXPENDITURE BREAKDOWN

EXPENDITURE BREAKDOWN	ENGINEERING	TESTING	LAND ACQUISITION	CONSTRUCTION	OTHER	TOTAL
PRIOR BDGTS					500,000	500,000
2011-2012						
2012-2013						
2013-2014						
2014-2015						
2015-2016						
Future Funding						
TOTAL COST					500,000	500,000

PROJECT SPECIFICATIONS**PROJECT DESCRIPTION:**

Certification of Red River Levee in cooperation with the Red River, Atchafalaya, and Bayou Bouef Levee and Drainage District(RRABB).

PROJECT JUSTIFICATION:

Due to flood hazard remapping efforts by the Federal Emergency Management Agency (FEMA), the Red River Levee was not certified by the US Army Corps of Engineers and accredited by FEMA because of issues with sand boils in close proximity to the levee. As this de-accreditation would have a significant negative economic impact within the City and Parish, the City will enter into a cooperative endeavor agreement with RRABB to secure certification and accreditation.

PROJECT PRIORITY:

A

START DATE:**EST TIME TO COMPLETE:****OPERATING BUDGET EFFECT:**

NONE

 N/A SEE DETAIL

SHEET A 2011-2012/2015-2016 CAPITAL IMPROVEMENTS PROGRAM

PROJECT TITLE: Woodale Outfall/Railroad Avenue Drainage Ph 2	PROJECT CATEGORY: Drainage
PROJECT NUMBER: 251101	COUNCIL DISTRICT # 1
DIVISION: Planning & Economic Development	DEPARTMENT: Engineering

PROJECT BUDGET

REVENUE BREAKDOWN

REVENUE SOURCES				SALES TAX BONDS 2008	PROPERTY TAX 2008	TOTAL
PRIOR BDGTS				840,000		840,000
PRIOR EXP				49,487		49,487
BUDGET C/O				790,513		790,513
2011-2012					275,000	275,000
2012-2013						
2013-2014						
2014-2015						
2015-2016						
Future Funding						
TOTAL COST				840,000	275,000	1,115,000

EXPENDITURE BREAKDOWN

EXPENDITURE BREAKDOWN	ENGINEERING	TESTING	LAND ACQUISITION	CONSTRUCTION	OTHER	TOTAL
PRIOR BDGTS	65,000		25,000	750,000		840,000
2011-2012				275,000		275,000
2012-2013						
2013-2014						
2014-2015						
2015-2016						
Future Funding						
TOTAL COST	65,000		25,000	1,025,000		1,115,000

PROJECT SPECIFICATIONS

PROJECT DESCRIPTION:

Drainage channel improvements from the the end of previous drainage improvementsat Martha Lane to Bayou Rapides along the railroad.

PROJECT JUSTIFICATION:

The first two phases of this project are complete. The channel grade must be deepened to accommodate positive drainage to Bayou Rapides.

PROJECT PRIORITY:

A

START DATE: March 2009

EST TIME TO COMPLETE:

Four Months

OPERATING BUDGET EFFECT:

 NONE

 N/A

 SEE DETAIL

SHEET A 2011-2012/2015-2016 CAPITAL IMPROVEMENTS PROGRAM

PROJECT TITLE: Woodale Outfall/Railroad Avenue Drainage Ph 3	PROJECT CATEGORY: Drainage
PROJECT NUMBER: 251102	COUNCIL DISTRICT # 1
DIVISION: Planning & Economic Development	DEPARTMENT: Engineering

PROJECT BUDGET

REVENUE BREAKDOWN

REVENUE SOURCES	PROPERTY TAX 2008	SALES TAX BONDS 2008	SALES TAX	TOTAL
PRIOR BDGTS PRIOR EXP		0		
BUDGET C/O				
2011-2012	250,000			250,000
2012-2013		550,000	465,000	1,015,000
2013-2014			760,000	760,000
2014-2015				
2015-2016				
Future Funding				
TOTAL COST	250,000	550,000	1,225,000	2,025,000

EXPENDITURE BREAKDOWN

EXPENDITURE BREAKDOWN	ENGINEERING	TESTING	LAND ACQUISITION	CONSTRUCTION	OTHER	TOTAL
PRIOR BDGTS						
2011-2012	250,000					250,000
2012-2013				1,015,000		1,015,000
2013-2014				760,000		760,000
2014-2015						
2015-2016						
Future Funding						
TOTAL COST	250,000			1,775,000		2,025,000

PROJECT SPECIFICATIONS

PROJECT DESCRIPTION:

Drainage channel improvements from the the end of previous drainage improvements at Martha Lane to Bayou Rapides along the railroad.

PROJECT JUSTIFICATION:

The first two phases of this project are complete. The channel grade must be deepened to accommodate positive drainage to Bayou Rapides.

PROJECT PRIORITY:

A

START DATE: March 2009

EST TIME TO COMPLETE:

Four Months

OPERATING BUDGET EFFECT:

X NONE

N/A

SEE DETAIL

SHEET A 2011-2012/2015-2016 CAPITAL IMPROVEMENTS PROGRAM

PROJECT TITLE: Masonic Drive RCB Extension	PROJECT CATEGORY: Drainage
PROJECT NUMBER: 251103	COUNCIL DISTRICT # 4
DIVISION: Planning & Economic Development	DEPARTMENT: Engineering

PROJECT BUDGET

REVENUE BREAKDOWN

REVENUE SOURCES				STATE FUNDS	SALES TAX	TOTAL
PRIOR BDGTS					200,000	200,000
PRIOR EXP						
BUDGET C/O					200,000	200,000
2011-2012				1,614,000		1,614,000
2012-2013						
2013-2014						
2014-2015						
2015-2016						
Future Funding						
TOTAL COST				1,614,000	200,000	1,814,000

EXPENDITURE BREAKDOWN

EXPENDITURE BREAKDOWN	ENGINEERING	TESTING	LAND ACQUISITION	CONSTRUCTION	OTHER	TOTAL
PRIOR BDGTS	200,000					200,000
2011-2012				1,614,000		1,614,000
2012-2013						
2013-2014						
2014-2015						
2015-2016						
Future Funding						
TOTAL COST	200,000			1,614,000		1,814,000

PROJECT SPECIFICATIONS

PROJECT DESCRIPTION:

Construction of Box Culvert under Masonic Drive.

PROJECT JUSTIFICATION:

Decrease flooding of Shirley Park, Nutley Grove, and Cypress Addition Subdivision.

PROJECT PRIORITY:

A

START DATE: N/A

EST TIME TO COMPLETE:

OPERATING BUDGET EFFECT:

X

NONE

N/A

SEE DETAIL

SHEET A 2011-2012/2015-2016 CAPITAL IMPROVEMENTS PROGRAM

PROJECT TITLE: Tangent Rail RCB		PROJECT CATEGORY: Drainage	
PROJECT NUMBER: 251104		COUNCIL DISTRICT # 3	
DIVISION: Planning & Economic Development		DEPARTMENT: Engineering	

PROJECT BUDGET**REVENUE BREAKDOWN**

REVENUE SOURCES			SALES TAX	STATE FUNDS	SALES TAX BONDS 2008	TOTAL
PRIOR BDGTS					400,000	400,000
PRIOR EXP					5,000	5,000
BUDGET C/O					395,000	395,000
2011-2012			200,000	732,000		932,000
2012-2013						
2013-2014						
2014-2015						
2015-2016						
Future Funding						
TOTAL COST			200,000	732,000	400,000	1,332,000

EXPENDITURE BREAKDOWN

EXPENDITURE BREAKDOWN	ENGINEERING	TESTING	LAND ACQUISITION	CONSTRUCTION	OTHER	TOTAL
PRIOR BDGTS	350,000		50,000			400,000
2011-2012				932,000		932,000
2012-2013						
2013-2014						
2014-2015						
2015-2016						
Future Funding						
TOTAL COST	350,000		50,000	932,000		1,332,000

PROJECT SPECIFICATIONS**PROJECT DESCRIPTION:**

Replace existing 66" Corrugated Metal Pipe with double 9' by 9' Reinforced Concrete Box at railroad spur track at Durawood Plant within Hynson Bayou.

PROJECT JUSTIFICATION:

Alleviation of obstruction at this location and improvement of flow (hydraulic grade line) of Hynson Bayou, one of the City's major drainage outfalls.

PROJECT PRIORITY:

A

START DATE: N/A**EST TIME TO COMPLETE:****OPERATING BUDGET EFFECT:**
 X NONE

 N/A

 SEE DETAIL

SHEET A 2011-2012/2015-2016 CAPITAL IMPROVEMENTS PROGRAM

PROJECT TITLE: Martin Park Drainage	PROJECT CATEGORY: Drainage
PROJECT NUMBER: 251105	COUNCIL DISTRICT # 2
DIVISION: Planning & Economic Development	DEPARTMENT: Engineering

PROJECT BUDGET**REVENUE BREAKDOWN**

REVENUE SOURCES					SALES TAX BONDS 2008	TOTAL
PRIOR BDGTS					650,000	650,000
PRIOR EXP						
BUDGET C/O					650,000	650,000
2011-2012						
2012-2013						
2013-2014						
2014-2015						
2015-2016						
Future Funding						
TOTAL COST					650,000	650,000

EXPENDITURE BREAKDOWN

EXPENDITURE BREAKDOWN	ENGINEERING	TESTING	LAND ACQUISITION	CONSTRUCTION	OTHER	TOTAL
PRIOR BDGTS				650,000		650,000
2011-2012						
2012-2013						
2013-2014						
2014-2015						
2015-2016						
Future Funding						
TOTAL COST				650,000		650,000

PROJECT SPECIFICATIONS**PROJECT DESCRIPTION:**

Provide relief structures through existing at rear of Martin Park Subdivision, and replacement of deteriorated corrugated metal pipe within drainage easement between Martin Park and Airview Terrace subdivisions.

PROJECT JUSTIFICATION:

Help prevent home flooding in the area of Spencer Street.

PROJECT PRIORITY:

A

START DATE: March 2009**EST TIME TO COMPLETE:**

Four Months

OPERATING BUDGET EFFECT:

X

NONE

N/A

SEE DETAIL

2011-2012/2015-2016 CAPITAL IMPROVEMENTS BUDGET

THIS PAGE LEFT BLANK

E. STREETS

TABLE OF CONTENTS

	<u><i>STREETS</i></u>	<u>PAGE</u>
268823	Street, Drainage, Sidewalk Repairs	4
269007	Sugarhouse Road - Phase 1	5
269609	Extension of Versailles-Ph 2	6
269801	Jackson St at Horseshoe Drive	7
260001	Extension of Jackson Street	8
260002	Masonic @ Horseshoe Drive	9
260003	Horseshoe/Jackson-Masonic	10
260201	Lincoln/Hudson to Sugarhouse	11
260402	Recon Horseshoe/Grove to MacArthur	12
260407	Street Repairs	13
260507	Aerial Photography	14
260508	Enterprise Sidewalks	15
260604	North Mall-North to Sterkx	16
260608	Land Acquisitions	17
260801	6th & 7th/Cotton to Monroe	18
260901	Sidewalk/Intersection LS Rugg	19
261001	Extension of Versailles-Ph 3	20
261002	Traffic Signals Renovations	21
261003	Citywide Directional Signage	22
261004	Masonic Drive Corridor Improvements	23
261005	North MacArthur Traffic Softening	24
261006	Bolton Avenue Traffic Softening	25
261101	Green Oak/ 3rd to 7th Street	26
261201	MPO Street Overlays	27
261202	ROADS Project	28

2011-2012

**COMBINED CAPITAL PROJECTS
SOURCES OF FUNDING SUMMARY**

STREETS

PROJECT IDENTIFICATION	SALES TAXES	SALES TAX BONDS 08	LTD TX BOND 08	AD VAL TAX- 08	FEDERAL FUNDS	STATE FUNDS	UTIL REV BOND 04	UTILITY FUND	TOTALS
Street, Drain, Sidewalk Repr	135,000	350,000							485,000
Sugarhouse Road - Phase 1		1,000,000							1,000,000
Extension of Versailles-Ph 2			(800,000)						(800,000)
Jackson St at Horseshoe Drive		(700,000)							(700,000)
Ext of Jackson Street	900,000								900,000
Masonic @ Horseshoe	100,000								100,000
Street Improvements				375,000					375,000
North Mall-North to Sterks		1,500,000							1,500,000
Acquisitions	60,000								60,000
Extension of Versailles-Ph 3			150,000						150,000
Citywide Directional Signage		500,000							500,000
North MacArthur Traffic Softening		(2,000,000)							(2,000,000)
Green Oak/ 3rd to 7th Street			1,240,000						1,240,000
MPO Street Overlays	1,100,000								1,100,000
ROADS Project				1,000,000					1,000,000
Total Streets	2,295,000	650,000	590,000	1,375,000	0	0	0	0	4,910,000

2011-2012
GENERAL CAPITAL PROJECTS
FIVE YEAR CAPITAL PLAN

STREETS

PROJ #	PROJECT IDENTIFICATION	BUDGET C/O	FISCAL YEAR					TOTAL 5 YEAR	BEYOND 2016	TOTAL COST
			11-12	12-13	13-14	14-15	15-16			
268823	Street, Drainage, Sidewalk Repairs	247,514	485,000	50,000	50,000	50,000	50,000	685,000		932,514
269007	Sugarhouse Road - Phase 1	7,969,807	1,000,000					1,000,000	3,500,000	12,469,807
269609	Extension of Versailles-Pk 2	@ 874,270	(800,000)					(800,000)		74,270
269801	Jackson St at Horseshoe Drive	@ 1,476,632	(700,000)					(700,000)		776,632
260001	Extension of Jackson Street	166,363	900,000							166,363
260002	Masonic @ Horseshoe Drive	352,025	100,000	2,300,000				2,400,000		2,752,025
260003	Horseshoe/Jackson-Masonic	240,491		500,000				500,000	8,000,000	8,740,491
260201	Lincoln/Hudson to Sugarhouse	1,605,890						0		1,605,890
260402	Recon Horseshoe/Grove-Mac	28,831						0	1,560,000	1,588,831
260407	Street Repairs	@ 338,628	375,000	375,000	375,000	375,000	375,000	1,875,000		2,213,628
260507	Aerial Photography	@ 146,796		35,000	35,000	35,000	35,000	140,000		286,796
260508	Enterprise Sidewalks	219,571						0		219,571
260604	North Mall-North to Sterkx	502,124	1,500,000					1,500,000	2,365,000	4,367,124
260608	Land Acquisitions	@ 113,573	60,000	60,000	60,000	60,000	60,000	300,000		413,573
260801	6th & 7th/Cotton to Monroe	269,245		2,250,000	3,150,000			5,400,000		5,669,245
260901	Sidewalk/Intersection LS Rugg	254,500						0		254,500
261001	Extension of Versailles-Pk 3	14,834	150,000					150,000		164,834
261002	Traffic Signals Renovations	103,131						0		103,131
261003	Citywide Directional Signage	300,012	500,000					500,000		800,012
261004	Masonic Drive Corridor Imp	356,653						0		356,653
261005	North MacArthur Traffic Softening	4,862,389	(2,000,000)					(2,000,000)		2,862,389
261006	Bolton Avenue Traffic Softening	2,382,278						0		2,382,278
261101	Green Oak/ 3rd to 7th Street	53,739	1,240,000					1,240,000		1,293,739
261201	MPO Street Overlays	0	1,100,000					1,100,000		1,100,000
261202	ROADS Project	0	1,000,000					1,000,000		1,000,000
Total Streets		22,879,296	4,910,000	5,570,000	3,670,000	520,000	520,000	14,290,000	15,425,000	52,594,296

* Project Number to be Assigned

@ New or Revised Projects

Projects to be closed

SHEET A 2011-2012/2015-2016 CAPITAL IMPROVEMENTS PROGRAM

PROJECT TITLE: Street, Drainage, Sidewalk Repairs	PROJECT CATEGORY: Streets
PROJECT NUMBER: 268823	COUNCIL DISTRICT # All
DIVISION: Planning & Economic Development	DEPARTMENT: Engineering

PROJECT BUDGET

REVENUE BREAKDOWN

REVENUE SOURCES	SALES TAX BONDS 2008	PROPERTY TAX - 2008	SALES TAX	SALES TAX BONDS	TOTAL
PRIOR BDGTS		500,000	1,778,402	469,245	2,747,647
PRIOR EXP		323,325	1,707,563	469,245	2,500,133
BUDGET C/O		176,675	70,839	0	247,514
2011-2012	350,000		135,000		485,000
2012-2013			50,000		50,000
2013-2014			50,000		50,000
2014-2015			50,000		50,000
2015-2016			50,000		50,000
Future Funding					
TOTAL COST			2,113,402	469,245	3,432,647

EXPENDITURE BREAKDOWN

EXPENDITURE BREAKDOWN	ENGINEERING	TESTING	LAND ACQUISITION	CONSTRUCTION	OTHER	TOTAL
PRIOR BDGTS	183,000	27,500		2,501,147	36,000	2,747,647
2011-2012				485,000		485,000
2012-2013				50,000		50,000
2013-2014				50,000		50,000
2014-2015				50,000		50,000
2015-2016				50,000		50,000
Future Funding						
TOTAL COST	183,000	27,500		3,186,147	36,000	3,432,647

PROJECT SPECIFICATIONS

PROJECT DESCRIPTION:

Repairs to street, drainage and sidewalk infrastructure which have failed and need to be repaired.

PROJECT JUSTIFICATION:

To alleviate deteriorated street conditions.

PROJECT PRIORITY:

A

START DATE: On Going

EST TIME TO COMPLETE:

As Needed

OPERATING BUDGET EFFECT:

 NONE

 N/A

 SEE DETAIL

SHEET A 2011-2012/2015-2016 CAPITAL IMPROVEMENTS PROGRAM

PROJECT TITLE: Sugar House Road, Phase 1	PROJECT CATEGORY: Streets
PROJECT NUMBER: 269007	COUNCIL DISTRICT # 3
DIVISION: Planning & Economic Development	DEPARTMENT: Engineering

PROJECT BUDGET

REVENUE BREAKDOWN

REVENUE SOURCES	SALES TAX	STATE FUNDS	PROPERTY TAX - 93	UTILITY FUNDS	SALES TAX BONDS 2008	TOTAL
PRIOR BDGTS	1,023,667	7,200,000	237,656	301,003		8,762,326
PRIOR EXP	271,595		237,656	283,268		792,519
BUDGET C/O	752,072	7,200,000	0	17,735		7,969,807
2011-2012					1,000,000	1,000,000
2012-2013						
2013-2014						
2014-2015						
2015-2016						
Future Funding	700,000	2,800,000				3,500,000
TOTAL COST	1,723,667	10,000,000	237,656	301,003	1,000,000	13,262,326

EXPENDITURE BREAKDOWN

EXPENDITURE BREAKDOWN	ENGINEERING	TESTING	LAND ACQUISITION	CONSTRUCTION	OTHER	TOTAL
PRIOR BDGTS	457,903	7,863	374,796	7,823,000	98,764	8,762,326
2011-2012				1,000,000		1,000,000
2012-2013						
2013-2014						
2014-2015						
2015-2016						
Future Funding				3,500,000		3,500,000
TOTAL COST	457,903	7,863	374,796	12,323,000	98,764	13,262,326

PROJECT SPECIFICATIONS

PROJECT DESCRIPTION:

Construct two traffic lanes measuring 12' wide with 10' and 8' shoulders along with necessary street and drainage appurtenances from the relocation of New York Ave. (La. 1208-1) along Sugarhouse Road towards Bayou Hynson approximately 1100 linear feet past Lincoln Road.

PROJECT JUSTIFICATION:

Drainage improvements are needed to accommodate the required drainage for the relocation of New York Ave. (La. 1208-1) since our existing drainage facilities will be unable to handle the increased design flow from La 1208-1 to Bayou Hynson. The Master Street Plan indicates a proposed street improvement connecting MacArthur Drive To La. Highway 1. By implementing the Master Street Plan we will not only construct a proposed street improvement but also construct drainage improvements which are shown on the Master Drainage Plan.

PROJECT PRIORITY:

A

START DATE:

February 2010

EST TIME TO COMPLETE:

Twelve Months

OPERATING BUDGET EFFECT:

 NONE N/A SEE DETAIL

SHEET A 2011-2012/2015-2016 CAPITAL IMPROVEMENTS PROGRAM

PROJECT TITLE: Extension of Versailles Blvd. - Phase 2	PROJECT CATEGORY: Streets
PROJECT NUMBER: 269609	COUNCIL DISTRICT # 5
DIVISION: Planning & Economic Development	DEPARTMENT: Engineering

PROJECT BUDGET**REVENUE BREAKDOWN**

REVENUE SOURCES	PROPERTY TAX - 2008	PROPERTY TAX - 2003	LTD TAX BONDS 2008	SALES TAX	OTHER	TOTAL
PRIOR BDGTS		8,065,484	1,138,286	139,307		9,343,077
PRIOR EXP		8,065,484	264,016	139,307		8,468,807
BUDGET C/O		0	874,270	0		874,270
2011-2012			(800,000)			(800,000)
2012-2013						
2013-2014						
2014-2015						
2015-2016						
Future Funding						
TOTAL COST		8,065,484	338,286	139,307		8,543,077

EXPENDITURE BREAKDOWN

EXPENDITURE BREAKDOWN	ENGINEERING	TESTING	LAND ACQUISITION	CONSTRUCTION	OTHER	TOTAL
PRIOR BDGTS	658,107	10,000		8,597,970	77,000	9,343,077
2011-2012				(800,000)		(800,000)
2012-2013						
2013-2014						
2014-2015						
2015-2016						
Future Funding						
TOTAL COST	658,107	10,000		7,797,970	77,000	8,543,077

PROJECT SPECIFICATIONS**PROJECT DESCRIPTION:**

Construction of a 8" thick pavement section for Versailles Boulevard from Coliseum Boulevard towards the Diversion Canal, 40 feet wide; subsurface drainage; catch basins; sidewalks and all additional street and drainage appurtenances required to complete this project.

PROJECT JUSTIFICATION:

It is necessary to construct another road that will move traffic away from the construction area of the proposed five laning of Jackson Street. Completion of the extension of Versailles Boulevard will allow subdivisions located between Jackson Street and the Diversion Canal to use this road to Coliseum Boulevard thence to the business district. Partial funding is obtainable through the Urban Systems Program.

PROJECT PRIORITY: A**START DATE:** February 2010**EST TIME TO COMPLETE:** 1 Year**OPERATING BUDGET EFFECT:**
 NONE

 N/A

 SEE DETAIL

SHEET A 2011-2012/2015-2016 CAPITAL IMPROVEMENTS PROGRAM

PROJECT TITLE: Jackson Street at Horseshoe Drive		PROJECT CATEGORY: Streets	
PROJECT NUMBER: 269801		COUNCIL DISTRICT # 4 & 5	
DIVISION: Planning & Economic Development		DEPARTMENT: Engineering	

PROJECT BUDGET**REVENUE BREAKDOWN**

REVENUE SOURCES	SALES TAX BONDS 2008	UTILITY FUNDS	SALES TAX	FEDERAL FUNDS	TOTAL
PRIOR BDGTS	1,476,632		100,368		1,577,000
PRIOR EXP			100,368		100,368
BUDGET C/O	1,476,632		0		1,476,632
2011-2012	(700,000)				(700,000)
2012-2013					
2013-2014					
2014-2015					
2015-2016					
Future Funding					
TOTAL COST	776,632		204,500		877,000

EXPENDITURE BREAKDOWN

EXPENDITURE BREAKDOWN	ENGINEERING	TESTING	LAND ACQUISITION	CONSTRUCTION	OTHER	TOTAL
PRIOR BDGTS	126,000	3,500	330,500	1,102,000	15,000	1,577,000
2011-2012				(700,000)		(700,000)
2012-2013						
2013-2014						
2014-2015						
2015-2016						
Future Funding						
TOTAL COST	126,000	3,500	330,500	402,000	15,000	877,000

PROJECT SPECIFICATIONS**PROJECT DESCRIPTION:**

Installation of 8" concrete pavement with curb, reinforce concrete pipe, catch basins, traffic control devices and all required street and drainage appurtenances at the intersection of Jackson Street and Horseshoe Drive.

PROJECT JUSTIFICATION:

Reconstruct the intersection of Jackson Street and Horseshoe Drive due to increase traffic flow. Horseshoe Drive to be widened from two lanes to three lanes, Twin Bridges Road from two lanes to three lanes, Jackson Street from four lanes to five lanes and Lodi Road from two lanes to four lanes.

PROJECT PRIORITY: A

START DATE: March 2009

EST TIME TO COMPLETE: 9 Months

OPERATING BUDGET EFFECT:

NONE

N/A

SEE DETAIL

SHEET A 2011-2012/2015-2016 CAPITAL IMPROVEMENTS PROGRAM

PROJECT TITLE: Extension of Jackson Street	PROJECT CATEGORY: Streets
PROJECT NUMBER: 260001	COUNCIL DISTRICT # 5
DIVISION: Planning & Economic Development	DEPARTMENT: Engineering

PROJECT BUDGET

REVENUE BREAKDOWN

REVENUE SOURCES	FEDERAL FUNDS	PROPERTY TAX - 2003	SALES TAX	PROPERTY TAX - 98	TOTAL
PRIOR BDGTS		133,637	166,363	2,375	302,375
PRIOR EXP		133,637		2,375	136,012
BUDGET C/O		0	166,363	0	166,363
2011-2012			900,000		900,000
2012-2013					
2013-2014					
2014-2015					
2015-2016					
Future Funding					
TOTAL COST		133,637	1,066,363	2,375	1,202,375

EXPENDITURE BREAKDOWN

EXPENDITURE BREAKDOWN	ENGINEERING	TESTING	LAND ACQUISITION	CONSTRUCTION	OTHER	TOTAL
PRIOR BDGTS	175,000		125,000		2,375	302,375
2011-2012				900,000		900,000
2012-2013						
2013-2014						
2014-2015						
2015-2016						
Future Funding						
TOTAL COST	175,000		125,000	900,000	2,375	1,202,375

PROJECT SPECIFICATIONS

PROJECT DESCRIPTION:

Installation of 8" concrete pavement with curb, reinforce concrete pipe, catch basins, traffic control devices and all required street and drainage appurtenances.

PROJECT JUSTIFICATION:

The volume of traffic along Lodi Road has increased due to present Subdivision development. Additional property in this area is now being considered for development, some of which as commercial with the remainder as residential. The anticipated traffic volume to be generated by the proposed developments will require the widening of Lodi Road from a two lane road to at least a four lane improvement.

Project is shown on the Master Street Plan.

PROJECT PRIORITY:

A

START DATE:

February 2011

EST TIME TO COMPLETE:

1 Year

OPERATING BUDGET EFFECT:

 NONE

 N/A

 SEE DETAIL

SHEET A 2011-2012/2015-2016 CAPITAL IMPROVEMENTS PROGRAM

PROJECT TITLE: Masonic at Horseshoe Drive	PROJECT CATEGORY: Streets
PROJECT NUMBER: 260002	COUNCIL DISTRICT # 2,4 & 5
DIVISION: Planning & Economic Development	DEPARTMENT: Engineering

PROJECT BUDGET

REVENUE BREAKDOWN

REVENUE SOURCES	FEDERAL FUNDS	SALES TAX	TOTAL
PRIOR BDGTS		400,000	400,000
PRIOR EXP		47,975	47,975
BUDGET C/O		352,025	352,025
2011-2012		100,000	100,000
2012-2013	1,840,000	460,000	2,300,000
2013-2014			
2014-2015			
2015-2016			
Future Funding			
TOTAL COST	1,840,000	960,000	2,800,000

EXPENDITURE BREAKDOWN

EXPENDITURE BREAKDOWN	ENGINEERING	TESTING	LAND ACQUISITION	CONSTRUCTION	OTHER	TOTAL
PRIOR BDGTS	86,900	3,500	35,000	250,000	24,600	400,000
2011-2012			100,000			100,000
2012-2013	50,000			2,250,000		2,300,000
2013-2014						
2014-2015						
2015-2016						
Future Funding						
TOTAL COST	136,900	3,500	135,000	2,500,000	24,600	2,800,000

PROJECT SPECIFICATIONS

PROJECT DESCRIPTION:

Reconstruction of Horseshoe Drive at Masonic Drive to provide two travel lanes and one turning lane.

PROJECT JUSTIFICATION:

Project was approved as part of TIP and is eligible for Federal Funds.

PROJECT PRIORITY:

A

START DATE: February 2006

EST TIME TO COMPLETE:

4 Months

OPERATING BUDGET EFFECT:

 NONE

 N/A

 SEE DETAIL

SHEET A 2011-2012/2015-2016 CAPITAL IMPROVEMENTS PROGRAM

PROJECT TITLE: Reconstruction of Horseshoe Drive from Jackson Str to Masonic Drive	PROJECT CATEGORY: Streets
PROJECT NUMBER: 260003	COUNCIL DISTRICT # 4 & 5
DIVISION: Planning & Economic Development	DEPARTMENT: Engineering

PROJECT BUDGET

REVENUE BREAKDOWN

REVENUE SOURCES	UTILITY FUNDS	SALES TAX BONDS 2004	PROPERTY TAX - 93	FEDERAL FUNDS	SALES TAX	TOTAL
PRIOR BDGTS		113,261	1,373		242,366	357,000
PRIOR EXP		113,261	1,373		1,875	116,509
BUDGET C/O		0	0		240,491	240,491
2011-2012						
2012-2013					500,000	500,000
2013-2014						
2014-2015						
2015-2016						
Future Funding				6,400,000	1,600,000	8,000,000
TOTAL COST		113,261	1,373	6,400,000	2,342,366	8,857,000

EXPENDITURE BREAKDOWN

EXPENDITURE BREAKDOWN	ENGINEERING	TESTING	LAND ACQUISITION	CONSTRUCTION	OTHER	TOTAL
PRIOR BDGTS	343,000	5,000			9,000	357,000
2011-2012						
2012-2013			500,000			500,000
2013-2014						
2014-2015						
2015-2016						
Future Funding				8,000,000		8,000,000
TOTAL COST	343,000	5,000	500,000	8,000,000	9,000	8,857,000

PROJECT SPECIFICATIONS

PROJECT DESCRIPTION:

Reconstruction of Horseshoe Drive from Jackson Street to Masonic Drive, consisting of an 8" thick 30' wide concrete pavement, catch basins, and all additional street and drainage appurtenances required to construct this Project.

PROJECT JUSTIFICATION:

Project was approved as part of TIP and is eligible for Federal Funds.

PROJECT PRIORITY:

A

START DATE: February 2009

EST TIME TO COMPLETE:

One Year

OPERATING BUDGET EFFECT:

 NONE

 N/A

 SEE DETAIL

SHEET A 2011-2012/2015-2016 CAPITAL IMPROVEMENTS PROGRAM

PROJECT TITLE: Lincoln Road/Hudson to Sugarhouse	PROJECT CATEGORY: Streets
PROJECT NUMBER: 260201	COUNCIL DISTRICT # 3
DIVISION: Planning & Economic Development	DEPARTMENT: Engineering

PROJECT BUDGET

REVENUE BREAKDOWN

REVENUE SOURCES	SALES TAX BONDS 2008	PROPERTY TAX - 2008	SALES TAX	TOTAL
PRIOR BDGTS	1,300,500	1,200,000	300,157	2,800,657
PRIOR EXP	608,209	343,178	243,380	1,194,767
BUDGET C/O	692,291	856,822	56,777	1,605,890
2011-2012				
2012-2013				
2013-2014				
2014-2015				
2015-2016				
Future Funding				
TOTAL COST	1,300,500	1,200,000	300,157	2,800,657

EXPENDITURE BREAKDOWN

EXPENDITURE BREAKDOWN	ENGINEERING	TESTING	LAND ACQUISITION	CONSTRUCTION	OTHER	TOTAL
PRIOR BDGTS	300,157		35,000	2,465,500		2,800,657
2011-2012						
2012-2013						
2013-2014						
2014-2015						
2015-2016						
Future Funding						
TOTAL COST	300,157		35,000	2,465,500		2,800,657

PROJECT SPECIFICATIONS

PROJECT DESCRIPTION:

Construction of a 8" thick - 30' wide concrete pavement with curb and gutter; 5' wide sidewalks on both sides of street; subsurface drainage improvements; catch basins; connection of Lincoln road to all connecting streets; and, all additional street and drainage appurtenances needed for the construction of this project.

PROJECT JUSTIFICATION:

Project is eligible for 80% Federal Funding and has been approved as part of the Transportation Improvement Program.

Improvements will connect Lincoln Road to Sugarhouse Road improvements and provide access to and from I-49.

PROJECT PRIORITY:

B

START DATE:

June 2011

EST TIME TO COMPLETE:

12 Months

OPERATING BUDGET EFFECT:

 NONE

 N/A

 SEE DETAIL

SHEET A 2011-2012/2015-2016 CAPITAL IMPROVEMENTS PROGRAM

PROJECT TITLE: Reconstruct Horseshoe from Grove to MacArthur	PROJECT CATEGORY: Streets
PROJECT NUMBER: 260402	COUNCIL DISTRICT # 2
DIVISION: Planning & Economic Development	DEPARTMENT: Engineering

PROJECT BUDGET**REVENUE BREAKDOWN**

REVENUE SOURCES				SALES TAX BONDS 2004	SALES TAX	TOTAL
PRIOR BDGTS				111,169	28,831	140,000
PRIOR EXP				111,169		111,169
BUDGET C/O				0	28,831	28,831
2011-2012						
2012-2013						
2013-2014						
2014-2015						
2015-2016						
Future Funding					1,560,000	1,560,000
TOTAL COST				111,169	1,588,831	1,700,000

EXPENDITURE BREAKDOWN

EXPENDITURE BREAKDOWN	ENGINEERING	TESTING	LAND ACQUISITION	CONSTRUCTION	OTHER	TOTAL
PRIOR BDGTS	140,000					140,000
2011-2012						
2012-2013						
2013-2014						
2014-2015						
2015-2016						
Future Funding	10,000	10,000	250,000	1,200,000	90,000	1,560,000
TOTAL COST	150,000	10,000	250,000	1,200,000	90,000	1,700,000

PROJECT SPECIFICATIONS**PROJECT DESCRIPTION:**

Construction of a 30 feet minimum 8" thick concrete pavement; concrete sidewalks; sub surface drainage; intersection improvements at Grove Lane and Horseshoe Drive and widening Horseshoe at MacArthur from a two lane to a three lane pavement section.

PROJECT JUSTIFICATION:

Horseshoe Drive handles a large volume of traffic that flows from Masonic Drive, Martin Park and several subdivisions along Horseshoe to MacArthur Drive. This project will improve the flow of traffic and correct a bad intersection at Horseshoe and Grove Lane.

PROJECT PRIORITY: A

START DATE: EST TIME TO COMPLETE: 8 months

OPERATING BUDGET EFFECT:

NONE

N/A

SEE DETAIL

SHEET A 2011-2012/2015-2016 CAPITAL IMPROVEMENTS PROGRAM

PROJECT TITLE: Street Improvements & Repair	PROJECT CATEGORY: Streets
PROJECT NUMBER: 260407	COUNCIL DISTRICT # All
DIVISION: Planning & Economic Development	DEPARTMENT: Engineering

PROJECT BUDGET

REVENUE BREAKDOWN

REVENUE SOURCES	SALES TAX	SALES TAX BONDS 2008	LIMITED TAX BONDS 2008	PROPERTY TAX 2008	PROPERTY TAX 2003	TOTAL
PRIOR BDGTS		200,000	1,016,893		2,883,070	4,099,963
PRIOR EXP			878,265		2,883,070	3,761,335
BUDGET C/O		200,000	138,628		0	338,628
2011-2012				375,000		375,000
2012-2013	340,676			34,324		375,000
2013-2014				375,000		375,000
2014-2015				375,000		375,000
2015-2016				375,000		375,000
Future Funding						
TOTAL COST	340,676	200,000	1,016,893	1,534,324	2,883,070	5,974,963

EXPENDITURE BREAKDOWN

EXPENDITURE BREAKDOWN	ENGINEERING	TESTING	LAND ACQUISITION	CONSTRUCTION	OTHER	TOTAL
PRIOR BDGTS	50,000			4,049,963		4,099,963
2011-2012	50,000			325,000		375,000
2012-2013	50,000			325,000		375,000
2013-2014	50,000			325,000		375,000
2014-2015	50,000			325,000		375,000
2015-2016	50,000			325,000		375,000
Future Funding						
TOTAL COST	300,000			5,674,963		5,974,963

PROJECT SPECIFICATIONS

PROJECT DESCRIPTION:

Repair streets though out City.

PROJECT JUSTIFICATION:

There are numerous streets that have failed concrete pavement which needs to be repaired. The 2003 Property Tax call includes funds, that can be made available to assist in repairing streets.

PROJECT PRIORITY:

A

START DATE: May 2003

EST TIME TO COMPLETE:

Five Years

OPERATING BUDGET EFFECT:

 NONE

 N/A

 SEE DETAIL

SHEET A 2011-2012/2015-2016 CAPITAL IMPROVEMENTS PROGRAM

PROJECT TITLE: Aerial Photography	PROJECT CATEGORY: Streets
PROJECT NUMBER: 260507	COUNCIL DISTRICT # All
DIVISION: Planning & Economic Development	DEPARTMENT: Engineering

PROJECT BUDGET

REVENUE BREAKDOWN

REVENUE SOURCES					SALES TAX	TOTAL
PRIOR BDGTS					230,000	230,000
PRIOR EXP					83,204	83,204
BUDGET C/O					146,796	146,796
2011-2012					35,000	35,000
2012-2013					35,000	35,000
2013-2014					35,000	35,000
2014-2015					35,000	35,000
2015-2016					35,000	35,000
Future Funding						
TOTAL COST					370,000	370,000

EXPENDITURE BREAKDOWN

EXPENDITURE BREAKDOWN	ENGINEERING	TESTING	LAND ACQUISITION	CONSTRUCTION	OTHER	TOTAL
PRIOR BDGTS					230,000	230,000
2011-2012					35,000	35,000
2012-2013					35,000	35,000
2013-2014					35,000	35,000
2014-2015					35,000	35,000
2015-2016					35,000	35,000
Future Funding						
TOTAL COST					370,000	370,000

PROJECT SPECIFICATIONS

PROJECT DESCRIPTION:

Aerial photos of the City in computer files.

PROJECT JUSTIFICATION:

The City is involved with numerous Capital Projects. The use of current aerial photos, in computer files, assist the City in determining the scope of proposed projects and a visual map that provides the concept of the proposed improvements before the project is actually designed.

PROJECT PRIORITY:

A

START DATE: On Going

EST TIME TO COMPLETE:

N/A

OPERATING BUDGET EFFECT:

 NONE

 N/A

 SEE DETAIL

SHEET A 2011-2012/2015-2016 CAPITAL IMPROVEMENTS PROGRAM

PROJECT TITLE: Enterprise Sidewalks	PROJECT CATEGORY: Streets
PROJECT NUMBER: 260508	COUNCIL DISTRICT # 1
DIVISION: Planning & Economic Development	DEPARTMENT: Engineering

PROJECT BUDGET

REVENUE BREAKDOWN

REVENUE SOURCES					SALES TAX	TOTAL
PRIOR BDGTS					552,000	552,000
PRIOR EXP					332,429	332,429
BUDGET C/O					219,571	219,571
2011-2012						
2012-2013						
2013-2014						
2014-2015						
2015-2016						
Future Funding						
TOTAL COST					552,000	552,000

EXPENDITURE BREAKDOWN

EXPENDITURE BREAKDOWN	ENGINEERING	TESTING	LAND ACQUISITION	CONSTRUCTION	OTHER	TOTAL
PRIOR BDGTS	80,000	1,500	75,000	388,000	7,500	552,000
2011-2012						
2012-2013						
2013-2014						
2014-2015						
2015-2016						
Future Funding						
TOTAL COST	80,000	1,500	75,000	388,000	7,500	552,000

PROJECT SPECIFICATIONS

PROJECT DESCRIPTION:			
Construct five foot wide sidewalk along Enterprise Road.			
PROJECT JUSTIFICATION:			
Enterprise Road has road side has limited shoulders and deep ditches. When children are dropped off from school at Highway 1 at Enterprise Road, the children have to walk on the street since there is little room for them to walk on the road shoulder. Sidewalks will be constructed behind the existing ditch which will provide safety for the children as they walk home from the school bus stop.			
PROJECT PRIORITY:	A	EST TIME TO COMPLETE:	Two Months
START DATE:	August 2005		
OPERATING BUDGET EFFECT:	<input checked="" type="checkbox"/> NONE	<input type="checkbox"/> N/A	<input type="checkbox"/> SEE DETAIL

SHEET A 2011-2012/2015-2016 CAPITAL IMPROVEMENTS PROGRAM

PROJECT TITLE: North Mall - North Boulevard to Sterkx Road	PROJECT CATEGORY: Streets
PROJECT NUMBER: 260604	COUNCIL DISTRICT # 4
DIVISION: Planning & Economic Development	DEPARTMENT: Engineering

PROJECT BUDGET

REVENUE BREAKDOWN

REVENUE SOURCES	SALES TAX BONDS 2008	UTILITY FUNDS	SALES TAX	SALES TAX BONDS 2004	TOTAL
PRIOR BDGTS			707,132	2,868	710,000
PRIOR EXP			205,008	2,868	207,876
BUDGET C/O			502,124	0	502,124
2011-2012	1,500,000				1,500,000
2012-2013					
2013-2014					
2014-2015					
2015-2016					
Future Funding			2,365,000		2,365,000
TOTAL COST	1,500,000		3,072,132	2,868	4,575,000

EXPENDITURE BREAKDOWN

EXPENDITURE BREAKDOWN	ENGINEERING	TESTING	LAND ACQUISITION	CONSTRUCTION	OTHER	TOTAL
PRIOR BDGTS	285,000		425,000			710,000
2011-2012				1,500,000		1,500,000
2012-2013						
2013-2014						
2014-2015						
2015-2016						
Future Funding	115,000			2,250,000		2,365,000
TOTAL COST	400,000		425,000	3,750,000		4,575,000

PROJECT SPECIFICATIONS

PROJECT DESCRIPTION:

Widen North Mall Drive from Sterkx Road to North Boulevard by adding additional travel lanes and improved radii.

PROJECT JUSTIFICATION:

The traffic from I-49 to the mall and area businesses has increased. North Mall from Lee Street to Sterkx Road is under construction to widen to improve the flow of traffic.

PROJECT PRIORITY:

A

START DATE: March 2011

EST TIME TO COMPLETE:

Six Months

OPERATING BUDGET EFFECT:

NONE

N/A

SEE DETAIL

SHEET A 2011-2012/2015-2016 CAPITAL IMPROVEMENTS PROGRAM

PROJECT TITLE: Land Acquisitions	PROJECT CATEGORY: Streets
PROJECT NUMBER: 260608	COUNCIL DISTRICT # 5
DIVISION: Planning & Economic Development	DEPARTMENT: Engineering

PROJECT BUDGET

REVENUE BREAKDOWN

REVENUE SOURCES					SALES TAX	TOTAL
PRIOR BDGTS					494,000	494,000
PRIOR EXP					380,427	380,427
BUDGET C/O					113,573	113,573
2011-2012					60,000	60,000
2012-2013					60,000	60,000
2013-2014					60,000	60,000
2014-2015					60,000	60,000
2015-2016					60,000	60,000
Future Funding						
TOTAL COST					794,000	794,000

EXPENDITURE BREAKDOWN

EXPENDITURE BREAKDOWN	ENGINEERING	TESTING	LAND ACQUISITION	CONSTRUCTION	OTHER	TOTAL
PRIOR BDGTS			494,000			494,000
2011-2012			60,000			60,000
2012-2013			60,000			60,000
2013-2014			60,000			60,000
2014-2015			60,000			60,000
2015-2016			60,000			60,000
Future Funding						
TOTAL COST			794,000			794,000

PROJECT SPECIFICATIONS

PROJECT DESCRIPTION:

Purchase right-of-way for various City projects.

PROJECT JUSTIFICATION:

With construction of new projects and improvements to existing infrastructure, these funds can be readily accessible to aid in speeding the design and construction of these improvements.

PROJECT PRIORITY:

A

START DATE: March 2011

EST TIME TO COMPLETE:

Six Months

OPERATING BUDGET EFFECT:

 NONE

 N/A

 SEE DETAIL

SHEET A 2011-2012/2015-2016 CAPITAL IMPROVEMENTS PROGRAM

PROJECT TITLE: 6th & 7th Street / Cotton to Monroe	PROJECT CATEGORY: Streets
PROJECT NUMBER: 260801	COUNCIL DISTRICT # 3
DIVISION: Planning & Economic Development	DEPARTMENT: Engineering

PROJECT BUDGET**REVENUE BREAKDOWN**

REVENUE SOURCES				PROPERTY TAX 2008	SALES TAX	TOTAL
PRIOR BDGTS					700,000	700,000
PRIOR EXP					430,755	430,755
BUDGET C/O					269,245	269,245
2011-2012						
2012-2013				2,000,000	250,000	2,250,000
2013-2014				1,000,000	2,150,000	3,150,000
2014-2015						
2015-2016						
Future Funding						
TOTAL COST				3,000,000	3,100,000	6,100,000

EXPENDITURE BREAKDOWN

EXPENDITURE BREAKDOWN	ENGINEERING	TESTING	LAND ACQUISITION	CONSTRUCTION	OTHER	TOTAL
PRIOR BDGTS	550,000		150,000			700,000
2011-2012						
2012-2013	100,000		150,000	2,000,000		2,250,000
2013-2014	150,000			3,000,000		3,150,000
2014-2015						
2015-2016						
Future Funding						
TOTAL COST	800,000		300,000	5,000,000		6,100,000

PROJECT SPECIFICATIONS**PROJECT DESCRIPTION:**

Connect Upper Third Street to 6th and 7th (Foisy) Streets by constructing a bridge over Bayou Rapides and its approaches.

PROJECT JUSTIFICATION:

With the expansion of Rapides Regional Medical Center, the major north-south corridor for downtown Alexandria was severed. This project will re-establish that corridor and enhance the flow of traffic in this area of the city.

PROJECT PRIORITY:

A

START DATE: March 2007**EST TIME TO COMPLETE:**

Four Months

OPERATING BUDGET EFFECT:
 NONE

 N/A

 SEE DETAIL

SHEET A 2011-2012/2015-2016 CAPITAL IMPROVEMENTS PROGRAM

PROJECT TITLE: Sidewalk/Intersection Improvements @ L S Rugg	PROJECT CATEGORY: Streets
PROJECT NUMBER: 260901	COUNCIL DISTRICT # 1
DIVISION: Planning & Economic Development	DEPARTMENT: Engineering

PROJECT BUDGET

REVENUE BREAKDOWN

REVENUE SOURCES					STATE FUNDS	TOTAL
PRIOR BDGTS					254,500	254,500
PRIOR EXP						
BUDGET C/O					254,500	254,500
2011-2012						
2012-2013						
2013-2014						
2014-2015						
2015-2016						
Future Funding						
TOTAL COST					254,500	254,500

EXPENDITURE BREAKDOWN

EXPENDITURE BREAKDOWN	ENGINEERING	TESTING	LAND ACQUISITION	CONSTRUCTION	OTHER	TOTAL
PRIOR BDGTS				254,500		254,500
2011-2012						
2012-2013						
2013-2014						
2014-2015						
2015-2016						
Future Funding						
TOTAL COST				254,500		254,500

PROJECT SPECIFICATIONS

PROJECT DESCRIPTION:			
PROJECT JUSTIFICATION:			
PROJECT PRIORITY:	A	EST TIME TO COMPLETE:	Four Months
START DATE:	March 2007	OPERATING BUDGET EFFECT:	
	X NONE		N/A
			SEE DETAIL

SHEET A 2011-2012/2015-2016 CAPITAL IMPROVEMENTS PROGRAM

PROJECT TITLE: Extension of Versailles Blvd. - Phase 3	PROJECT CATEGORY: Streets
PROJECT NUMBER: 261001	COUNCIL DISTRICT # 5
DIVISION: Planning & Economic Development	DEPARTMENT: Engineering

PROJECT BUDGET

REVENUE BREAKDOWN

REVENUE SOURCES				PROPERTY TAX - 2008	LIMITED TAX BONDS 2008	TOTAL
PRIOR BDGTS				1,000,000	1,535,000	2,535,000
PRIOR EXP				985,166	1,535,000	2,520,166
BUDGET C/O				14,834	0	14,834
2011-2012					150,000	150,000
2012-2013						
2013-2014						
2014-2015						
2015-2016						
Future Funding						
TOTAL COST				1,000,000	1,685,000	2,685,000

EXPENDITURE BREAKDOWN

EXPENDITURE BREAKDOWN	ENGINEERING	TESTING	LAND ACQUISITION	CONSTRUCTION	OTHER	TOTAL
PRIOR BDGTS	35,000			2,500,000		2,535,000
2011-2012				150,000		150,000
2012-2013						
2013-2014						
2014-2015						
2015-2016						
Future Funding						
TOTAL COST	35,000			2,650,000		2,685,000

PROJECT SPECIFICATIONS

PROJECT DESCRIPTION:

Tie in of Extension of Versailles into LA Highway 28.

PROJECT JUSTIFICATION:

Final phase of Versailles Extension including traffic signals installation and upgrades at South Cloverleaf Drive and Windemere Boulevard. This final segment of overall project will connect Jackson Street Extension to LA Highway 28.

PROJECT PRIORITY:

A

START DATE: February 2010

EST TIME TO COMPLETE:

1 Year

OPERATING BUDGET EFFECT:

 NONE

 N/A

 SEE DETAIL

SHEET A 2011-2012/2015-2016 CAPITAL IMPROVEMENTS PROGRAM

PROJECT TITLE: Traffic Signal Renovations		PROJECT CATEGORY: Streets	
PROJECT NUMBER: 261002		COUNCIL DISTRICT # 5	
DIVISION: Planning & Economic Development		DEPARTMENT: Engineering	

PROJECT BUDGET

REVENUE BREAKDOWN

REVENUE SOURCES					SALES TAX	TOTAL
PRIOR BDGTS					226,700	226,700
PRIOR EXP					123,569	123,569
BUDGET C/O					103,131	103,131
2011-2012						
2012-2013						
2013-2014						
2014-2015						
2015-2016						
Future Funding						
TOTAL COST					226,700	226,700

EXPENDITURE BREAKDOWN

EXPENDITURE BREAKDOWN	ENGINEERING	TESTING	LAND ACQUISITION	CONSTRUCTION	OTHER	TOTAL
PRIOR BDGTS					226,700	226,700
2011-2012						
2012-2013						
2013-2014						
2014-2015						
2015-2016						
Future Funding						
TOTAL COST					226,700	226,700

PROJECT SPECIFICATIONS

PROJECT DESCRIPTION: Renovate traffic signals with controllers, LEDs, cameras, and other related traffic control devices.			
PROJECT JUSTIFICATION: Many of existing signal controllers are in need of updating. The LED retrofit will save on maintenance labor as well as energy use. The cameras replace troublesome ground loops as traffic detectors.			
PROJECT PRIORITY:	A	EST TIME TO COMPLETE:	1 Year
START DATE:	February 2010	OPERATING BUDGET EFFECT:	
	X NONE		N/A
			SEE DETAIL

SHEET A 2011-2012/2015-2016 CAPITAL IMPROVEMENTS PROGRAM

PROJECT TITLE: Citywide Directional Signage	PROJECT CATEGORY: Streets
PROJECT NUMBER: 261003	COUNCIL DISTRICT # 5
DIVISION: Planning & Economic Development	DEPARTMENT: Engineering

PROJECT BUDGET

REVENUE BREAKDOWN

REVENUE SOURCES				SALES TAX BONDS 2008	LTD TAX BONDS 2008	TOTAL
PRIOR BDGTS					400,000	400,000
PRIOR EXP					99,988	99,988
BUDGET C/O					300,012	300,012
2011-2012				500,000		500,000
2012-2013						
2013-2014						
2014-2015						
2015-2016						
Future Funding						
TOTAL COST				500,000	400,000	900,000

EXPENDITURE BREAKDOWN

EXPENDITURE BREAKDOWN	ENGINEERING	TESTING	LAND ACQUISITION	CONSTRUCTION	OTHER	TOTAL
PRIOR BDGTS					400,000	400,000
2011-2012					500,000	500,000
2012-2013						
2013-2014						
2014-2015						
2015-2016						
Future Funding						
TOTAL COST					900,000	900,000

PROJECT SPECIFICATIONS

PROJECT DESCRIPTION:

Design and construction of a public wayfinding, district identity, gateway and interpretive signage system for the City.

PROJECT JUSTIFICATION:

This will enable visitors and local citizens to more readily navigate in the City.

PROJECT PRIORITY:

A

START DATE:

N/A

EST TIME TO COMPLETE:

OPERATING BUDGET EFFECT:

 NONE

 N/A

 SEE DETAIL

SHEET A 2011-2012/2015-2016 CAPITAL IMPROVEMENTS PROGRAM

PROJECT TITLE: Masonic Drive Corridor Improvements	PROJECT CATEGORY: Streets
PROJECT NUMBER: 261004	COUNCIL DISTRICT # 5
DIVISION: Planning & Economic Development	DEPARTMENT: Engineering

PROJECT BUDGET**REVENUE BREAKDOWN**

REVENUE SOURCES					SALES TAX BONDS 2008	TOTAL
PRIOR BDGTS					2,000,000	2,000,000
PRIOR EXP					1,643,347	1,643,347
BUDGET C/O					356,653	356,653
2011-2012						
2012-2013						
2013-2014						
2014-2015						
2015-2016						
Future Funding						
TOTAL COST					2,000,000	2,000,000

EXPENDITURE BREAKDOWN

EXPENDITURE BREAKDOWN	ENGINEERING	TESTING	LAND ACQUISITION	CONSTRUCTION	OTHER	TOTAL
PRIOR BDGTS					2,000,000	2,000,000
2011-2012						
2012-2013						
2013-2014						
2014-2015						
2015-2016						
Future Funding						
TOTAL COST					2,000,000	2,000,000

PROJECT SPECIFICATIONS**PROJECT DESCRIPTION:**

Develop a new streetscape along Masonic Drive that will attract and encourage businesses to redevelop the area and begin to establish a new identity for the corridor. Access to and improvement of City assets along the corridor such as the Alexandria Zoological Park, Bringham Golf Course, and other facilities in Alexandria City Park fronting both sides of Masonic Drive will be incorporated into the design. The streets and sidewalks will be designed to accommodate biking and pedestrians along with cars in a safe manner.

PROJECT JUSTIFICATION:

This will enhance public infrastructure to stimulate private sector development, establishing a new identity for the corridor.

PROJECT PRIORITY:

A

START DATE:

February 2010

EST TIME TO COMPLETE:

1 Year

OPERATING BUDGET EFFECT: NONE N/A SEE DETAIL

SHEET A 2011-2012/2015-2016 CAPITAL IMPROVEMENTS PROGRAM

PROJECT TITLE: North MacArthur Traffic Softening	PROJECT CATEGORY: Streets
PROJECT NUMBER: 261005	COUNCIL DISTRICT #
DIVISION: Planning & Economic Development	DEPARTMENT: Engineering

PROJECT BUDGET

REVENUE BREAKDOWN

REVENUE SOURCES					SALES TAX BONDS 2008	TOTAL
PRIOR BDGTS					5,000,000	5,000,000
PRIOR EXP					137,611	137,611
BUDGET C/O					4,862,389	4,862,389
2011-2012					(2,000,000)	(2,000,000)
2012-2013						
2013-2014						
2014-2015						
2015-2016						
Future Funding						
TOTAL COST					3,000,000	3,000,000

EXPENDITURE BREAKDOWN

EXPENDITURE BREAKDOWN	ENGINEERING	TESTING	LAND ACQUISITION	CONSTRUCTION	OTHER	TOTAL
PRIOR BDGTS				5,000,000		5,000,000
2011-2012				(2,000,000)		(2,000,000)
2012-2013						
2013-2014						
2014-2015						
2015-2016						
Future Funding						
TOTAL COST				3,000,000		3,000,000

PROJECT SPECIFICATIONS

PROJECT DESCRIPTION:

Develop a new streetscape along North MacArthur Drive that will attract and encourage businesses to redevelop the area and begin to establish a new identity for the corridor. Landscaping will be augmented, along with opportunities for walking and biking.

PROJECT JUSTIFICATION:

This will enhance public infrastructure to stimulate private sector development, establishing a new identity for the corridor.

PROJECT PRIORITY:

A

START DATE: February 2010

EST TIME TO COMPLETE:

1 Year

OPERATING BUDGET EFFECT:

 NONE

 N/A

 SEE DETAIL

SHEET A 2011-2012/2015-2016 CAPITAL IMPROVEMENTS PROGRAM

PROJECT TITLE: Bolton Avenue Traffic Softening	PROJECT CATEGORY: Streets
PROJECT NUMBER: 261006	COUNCIL DISTRICT #
DIVISION: Planning & Economic Development	DEPARTMENT: Engineering

PROJECT BUDGET

REVENUE BREAKDOWN

REVENUE SOURCES					LTD TAX BONDS 2008	TOTAL
PRIOR BDGTS					2,500,000	2,500,000
PRIOR EXP					117,722	117,722
BUDGET C/O					2,382,278	2,382,278
2011-2012						
2012-2013						
2013-2014						
2014-2015						
2015-2016						
Future Funding						
TOTAL COST					2,500,000	2,500,000

EXPENDITURE BREAKDOWN

EXPENDITURE BREAKDOWN	ENGINEERING	TESTING	LAND ACQUISITION	CONSTRUCTION	OTHER	TOTAL
PRIOR BDGTS				2,500,000		2,500,000
2011-2012						
2012-2013						
2013-2014						
2014-2015						
2015-2016						
Future Funding						
TOTAL COST				2,500,000		2,500,000

PROJECT SPECIFICATIONS

PROJECT DESCRIPTION:

Develop a new streetscape along Bolton Avenue that will attract and encourage businesses to redevelop the area and begin to establish a new identity for the corridor. Elements of the area's historic background will be reincorporated into the design. Parks and open green space will be incorporated along with pedestrian access.

PROJECT JUSTIFICATION:

This will enhance public infrastructure to stimulate private sector development, establishing a new identity for the corridor.

PROJECT PRIORITY: A

START DATE: N/A

EST TIME TO COMPLETE:

OPERATING BUDGET EFFECT:

NONE

N/A

SEE DETAIL

SHEET A 2011-2012/2015-2016 CAPITAL IMPROVEMENTS PROGRAM

PROJECT TITLE: Green Oak/ 3rd to 7th Street	PROJECT CATEGORY: Streets
PROJECT NUMBER: 261101	COUNCIL DISTRICT # 3
DIVISION: Planning & Economic Development	DEPARTMENT: Engineering

PROJECT BUDGET

REVENUE BREAKDOWN

REVENUE SOURCES				LTD TAX BONDS 2008	SALES TAX	TOTAL
PRIOR BDGTS					150,000	150,000
PRIOR EXP					96,261	96,261
BUDGET C/O					53,739	53,739
2011-2012				1,240,000		1,240,000
2012-2013						
2013-2014						
2014-2015						
2015-2016						
Future Funding						
TOTAL COST				1,240,000	150,000	1,390,000

EXPENDITURE BREAKDOWN

EXPENDITURE BREAKDOWN	ENGINEERING	TESTING	LAND ACQUISITION	CONSTRUCTION	OTHER	TOTAL
PRIOR BDGTS	150,000					150,000
2011-2012	40,000			1,200,000		1,240,000
2012-2013						
2013-2014						
2014-2015						
2015-2016						
Future Funding						
TOTAL COST	190,000			1,200,000		1,390,000

PROJECT SPECIFICATIONS

PROJECT DESCRIPTION:

Reconstruction of Green Oak Avenue with Portland Cement Concrete Pavement and subsurface drainage improvements.

PROJECT JUSTIFICATION:

Existing roadway consists of asphaltic concrete roadway with open ditches. Existing roadway surface and base is deteriorating due to lack of shoulder support from open ditches. Existing surface drainage passes to 4th, 5th, 6th, and 7th Streets to be collected a block away from Green Oak and results in considerable street flooding during periods of moderate rainfall. This project will reconstruct the roadway to match existing adjacent streets with like surface and provide increased drainage to eliminate roadway flooding.

PROJECT PRIORITY:

A

START DATE:

February 2010

EST TIME TO COMPLETE:

1 Year

OPERATING BUDGET EFFECT:

 NONE

 N/A

 SEE DETAIL

SHEET A 2011-2012/2015-2016 CAPITAL IMPROVEMENTS PROGRAM

PROJECT TITLE: MPO Street Overlays	PROJECT CATEGORY: Streets
PROJECT NUMBER: 261201	COUNCIL DISTRICT # 3
DIVISION: Planning & Economic Development	DEPARTMENT: Engineering

PROJECT BUDGET**REVENUE BREAKDOWN**

REVENUE SOURCES					SALES TAX	TOTAL
PRIOR BDGTS						
PRIOR EXP						
BUDGET C/0						
2011-2012					1,100,000	1,100,000
2012-2013						
2013-2014						
2014-2015						
2015-2016						
Future Funding						
TOTAL COST					1,100,000	1,100,000

EXPENDITURE BREAKDOWN

EXPENDITURE BREAKDOWN	ENGINEERING	TESTING	LAND ACQUISITION	CONSTRUCTION	OTHER	TOTAL
PRIOR BDGTS						
2011-2012				1,100,000		1,100,000
2012-2013						
2013-2014						
2014-2015						
2015-2016						
Future Funding						
TOTAL COST				1,100,000		1,100,000

PROJECT SPECIFICATIONS

PROJECT DESCRIPTION: Resurfacing and reconstruction of multiple streets in the City.			
PROJECT JUSTIFICATION: Streets are in deteriorated condition and need repair. This is funded 80% by FHWA/DOTD with a match of 20% City funds.			
PROJECT PRIORITY:	A	EST TIME TO COMPLETE:	1 Year
START DATE:	February 2010	OPERATING BUDGET EFFECT:	
	X NONE		N/A
			SEE DETAIL

CITY OF ALEXANDRIA

SHEET A 2011-2012/2015-2016 CAPITAL IMPROVEMENTS PROGRAM

PROJECT TITLE: ROADS Project	PROJECT CATEGORY: Streets
PROJECT NUMBER: 261202	COUNCIL DISTRICT # 3
DIVISION: Planning & Economic Development	DEPARTMENT: Engineering

PROJECT BUDGET

REVENUE BREAKDOWN

REVENUE SOURCES					PROPERTY TAX - 2008	TOTAL
PRIOR BDGTS						
PRIOR EXP						
BUDGET C/O						
2011-2012					1,000,000	1,000,000
2012-2013						
2013-2014						
2014-2015						
2015-2016						
Future Funding						
TOTAL COST					1,000,000	1,000,000

EXPENDITURE BREAKDOWN

EXPENDITURE BREAKDOWN	ENGINEERING	TESTING	LAND ACQUISITION	CONSTRUCTION	OTHER	TOTAL
PRIOR BDGTS						
2011-2012					1,000,000	1,000,000
2012-2013						
2013-2014						
2014-2015						
2015-2016						
Future Funding						
TOTAL COST					1,000,000	1,000,000

PROJECT SPECIFICATIONS

PROJECT DESCRIPTION:			
PROJECT JUSTIFICATION:			
PROJECT PRIORITY:	A	EST TIME TO COMPLETE:	1 Year
START DATE:	February 2010	OPERATING BUDGET EFFECT:	
	<input checked="" type="checkbox"/> NONE	<input type="checkbox"/> N/A	<input type="checkbox"/> SEE DETAIL

F. PUBLIC SAFETY - POLICE

TABLE OF CONTENTS

	<u>PUBLIC SAFETY - POLICE</u>	<u>PAGE</u>
500802	Motorola Mobile Radio Replacement	4

2011-2012

**COMBINED CAPITAL PROJECTS
SOURCES OF FUNDING SUMMARY**

PUBLIC SAFETY - POLICE

PROJECT IDENTIFICATION	SALES TAXES	SALES TAX BONDS 08	LTD TX BOND 08	AD VAL TAX-08	FEDERAL FUNDS	STATE FUNDS	UTIL REV BOND 04	UTILITY FUND	TOTALS
Total Police	0	0	0	0	0	0	0	0	0

2011-2012

GENERAL CAPITAL PROJECTS
FIVE YEAR CAPITAL PLAN

POLICE

PROJ #	PROJECT IDENTIFICATION	BUDGET C/O	FISCAL YEAR					TOTAL 5 YEAR	BEYOND 2016	TOTAL COST
			11-12	12-13	13-14	14-15	15-16			
500802	Motorola Mobile Radio Replaceme	37,200								37,200
Total Police		37,200	0	0	0	0	0	0	0	37,200

* Project Number to be Assigned

@ New or Revised Projects

Projects to be closed

SHEET A 2011-2012/2015-2016 CAPITAL IMPROVEMENTS PROGRAM

PROJECT TITLE: Motorola Mobile Radio Replacement	PROJECT CATEGORY: Public Safety
PROJECT NUMBER: 500802	COUNCIL DISTRICT # N/A
DIVISION: Police	DEPARTMENT: Police

PROJECT BUDGET

REVENUE BREAKDOWN

REVENUE SOURCES					SALES TAX	TOTAL
PRIOR BDGTS					37,200	37,200
PRIOR EXP						
BUDGET C/O					37,200	37,200
2011-2012						
2012-2013						
2013-2014						
2014-2015						
2015-2016						
BEYOND 2016						
TOTAL COST					37,200	37,200

EXPENDITURE BREAKDOWN

EXPENDITURE BREAKDOWN	ENGINEERING	TESTING	LAND ACQUISITION	CONSTRUCTION	OTHER	TOTAL
PRIOR BDGTS					37,200	37,200
2011-2012						
2012-2013						
2013-2014						
2014-2015						
2015-2016						
BEYOND 2016						
TOTAL COST					37,200	37,200

PROJECT SPECIFICATIONS

PROJECT DESCRIPTION:
Replace 8 radios in the detective units.

PROJECT JUSTIFICATION:
Existing Convertacom radios lack range and are not in production any more.

PROJECT PRIORITY:

START DATE: 2007 **EST TIME TO COMPLETE:** 1 Year

OPERATING BUDGET EFFECT: NONE N/A SEE DETAIL

G. PUBLIC SAFETY - FIRE

TABLE OF CONTENTS

	<u>PUBLIC SAFETY - FIRE</u>	<u>PAGE</u>
600503	Fire Station Relocation	4

2011-2012

**COMBINED CAPITAL PROJECTS
SOURCES OF FUNDING SUMMARY**

PUBLIC SAFETY - FIRE

PROJECT IDENTIFICATION	SALES TAXES	SALES TAX BONDS 08	LTD TX BOND 08	AD VAL TAX-08	FEDERAL FUNDS	STATE FUNDS	UTIL REV BOND 04	UTILITY FUND	TOTALS
Fire Station Relocation		350,000							350,000
Total Fire	0	350,000	0	0	0	0	0	0	350,000

2011-2012
**GENERAL CAPITAL PROJECTS
 FIVE YEAR CAPITAL PLAN**

FIRE

PROJ #	PROJECT IDENTIFICATION	BUDGET C/O	FISCAL YEAR					TOTAL 5 YEAR	BEYOND 2016	TOTAL COST
			11-12	12-13	13-14	14-15	15-16			
600503	Fire Station Relocation	1,893,966	350,000					350,000	8,000,000	10,243,966
	Total Fire	1,893,966	350,000	0	0	0	0	350,000	8,000,000	10,243,966

* Project Number to be Assigned

@ New or Revised Projects

Projects to be closed

SHEET A 2011-2012/2015-2016 CAPITAL IMPROVEMENTS PROGRAM

PROJECT TITLE: Fire Station Relocation	PROJECT CATEGORY: Public Safety
PROJECT NUMBER: 600503	COUNCIL DISTRICT # N/A
DIVISION: Fire	DEPARTMENT: Fire

PROJECT BUDGET

REVENUE BREAKDOWN

REVENUE SOURCES				SALES TAX BONDS 2008	SALES TAX BONDS 2004	TOTAL
PRIOR BDGTS				3,084,074	1,215,926	4,300,000
PRIOR EXP				1,190,108	1,215,926	2,406,034
BUDGET C/O				1,893,966	0	1,893,966
2011-2012				350,000		350,000
2012-2013						
2013-2014						
2014-2015						
2015-2016						
BEYOND 2016					8,000,000	8,000,000
TOTAL COST				3,434,074	9,215,926	12,650,000

EXPENDITURE BREAKDOWN

EXPENDITURE BREAKDOWN	ENGINEERING	TESTING	LAND ACQUISITION	CONSTRUCTION	OTHER	TOTAL
PRIOR BDGTS	200,000			4,100,000		4,300,000
2011-2012				350,000		350,000
2012-2013						
2013-2014						
2014-2015						
2015-2016						
BEYOND 2016				8,000,000		8,000,000
TOTAL COST	200,000			12,450,000		12,650,000

PROJECT SPECIFICATIONS

PROJECT DESCRIPTION:

Study the location of existing fire stations and replace those deemed in poor locations where indicated.

PROJECT JUSTIFICATION:

Very little relocation has been done since the 1950's. Current locations may not maximize the use of the trucks and crews.

PROJECT PRIORITY:

A

START DATE:

2006

EST TIME TO COMPLETE:

3 Years

OPERATING BUDGET EFFECT:

 NONE

 X N/A

 SEE DETAIL

H. PARKS & RECREATION

TABLE OF CONTENTS

<i><u>PARKS AND RECREATION</u></i>			<u>PAGE</u>
439001	Park Acquisitions & Improvements	4
440602	Golf Course Improvements	5
440901	Recreational Park Improvements	6
441001	Deerfield Walking Trail	7

2011-2012

**COMBINED CAPITAL PROJECTS
SOURCES OF FUNDING SUMMARY**

PARKS AND RECREATION

PROJECT IDENTIFICATION	SALES TAXES	SALES TAX BONDS 08	LTD TX BOND 08	AD VAL TAX-08	FEDERAL FUNDS	STATE FUNDS	UTIL REV BOND 04	UTILITY FUND	TOTALS
Park Acquisitions/ Improv	75,000								75,000
Total Parks and Recreation	75,000	0	0	0	0	0	0	0	75,000

2011-2012

**GENERAL CAPITAL PROJECTS
FIVE YEAR CAPITAL PLAN**

PARKS AND RECREATION

PROJ #	PROJECT IDENTIFICATION	BUDGET C/O	FISCAL YEAR					TOTAL 5 YEAR	BEYOND 2016	TOTAL COST
			11-12	12-13	13-14	14-15	15-16			
439001	Park Acquisitions & Imprvmt	382,040	75,000	75,000	75,000	75,000	75,000	375,000		757,040
440602	Golf Course Improvements	19,516						0		19,516
440901	Recreational Park Improvements @	1,629,746						0		1,629,746
441001	Deerfield Walking Trail @	310,389						0		310,389
Total Park/Recreation										
		2,341,691	75,000	75,000	75,000	75,000	75,000	375,000	0	2,716,691

* Project Number to be Assigned

@ New or Revised Projects

Projects to be closed

SHEET A 2011-2012/2015-2016 CAPITAL IMPROVEMENTS PROGRAM

PROJECT TITLE: Park Acquisitions & Improvements	PROJECT CATEGORY: Parks
PROJECT NUMBER: 439001	COUNCIL DISTRICT # N/A
DIVISION: Public Works	DEPARTMENT: Parks & Recreation

PROJECT BUDGET

REVENUE BREAKDOWN

REVENUE SOURCES			OTHER	STATE FUNDS	SALES TAX	TOTAL
PRIOR BDGTS			4,700	53,625	1,364,758	1,423,083
PRIOR EXP			4,700	53,625	982,718	1,041,043
BUDGET C/O			0	0	382,040	382,040
2011-2012					75,000	75,000
2012-2013					75,000	75,000
2013-2014					75,000	75,000
2014-2015					75,000	75,000
2015-2016					75,000	75,000
BEYOND 2016						
TOTAL COST			4,700	53,625	1,739,758	1,798,083

EXPENDITURE BREAKDOWN

EXPENDITURE BREAKDOWN	ENGINEERING	TESTING	LAND ACQUISITION	CONSTRUCTION	OTHER	TOTAL
PRIOR BDGTS			852,982	149,700	420,401	1,423,083
2011-2012			75,000			75,000
2012-2013			75,000			75,000
2013-2014			75,000			75,000
2014-2015			75,000			75,000
2015-2016			75,000			75,000
BEYOND 2016						
TOTAL COST			1,227,982	149,700	420,401	1,798,083

PROJECT SPECIFICATIONS

PROJECT DESCRIPTION:

To acquire land for park and green space for the City of Alexandria. This is a multi-year project that is seeking to secure a large acreage tract.

To improve and develop parks and green space within the City of Alexandria. This is a multi-year project that is seeking to enhance the aesthetic quality and recreational function of existing and future City owned parks and green space.

To improve existing park structures, including new roofs, renovations, and additional park equipment.

PROJECT JUSTIFICATION:

Park and green space in Alexandria is being overwhelmed by usage. There is not adequate space to accommodate citizen usage. Additional land is necessary.

The City has begun an aggressive land acquisition program to accommodate the increased citizen usage of parks and green space. Additional funds are necessary to develop tracks as they are acquired by the City.

PROJECT PRIORITY: B

START DATE: Ongoing EST TIME TO COMPLETE: As Needed

OPERATING BUDGET EFFECT:

NONE

N/A

SEE DETAIL

CITY OF ALEXANDRIA

SHEET A 2011-2012/2015-2016 CAPITAL IMPROVEMENTS PROGRAM

PROJECT TITLE: Golf Course Improvements	PROJECT CATEGORY: Parks
PROJECT NUMBER: 440602	COUNCIL DISTRICT # N/A
DIVISION: Public Works	DEPARTMENT: Parks & Recreation

PROJECT BUDGET**REVENUE BREAKDOWN**

REVENUE SOURCES					SALES TAX	TOTAL
PRIOR BDGTS					310,000	310,000
PRIOR EXP					290,484	290,484
BUDGET C/O					19,516	19,516
2011-2012						
2012-2013						
2013-2014						
2014-2015						
2015-2016						
BEYOND 2016						
TOTAL COST					310,000	310,000

EXPENDITURE BREAKDOWN

EXPENDITURE BREAKDOWN	ENGINEERING	TESTING	LAND ACQUISITION	CONSTRUCTION	OTHER	TOTAL
PRIOR BDGTS				310,000		310,000
2011-2012						
2012-2013						
2013-2014						
2014-2015						
2015-2016						
BEYOND 2016						
TOTAL COST				310,000		310,000

PROJECT SPECIFICATIONS**PROJECT DESCRIPTION:**

Improvements to the existing Links on the Bayou Golf Course.

PROJECT JUSTIFICATION:**PROJECT PRIORITY:**

A

START DATE: 2006**EST TIME TO COMPLETE:**

2 Years

OPERATING BUDGET EFFECT: NONE N/A SEE DETAIL

SHEET A 2011-2012/2015-2016 CAPITAL IMPROVEMENTS PROGRAM

PROJECT TITLE: Recreational Park Improvements	PROJECT CATEGORY: Parks
PROJECT NUMBER: 440901	COUNCIL DISTRICT # N/A
DIVISION: Public Works	DEPARTMENT: Parks & Recreation

PROJECT BUDGET

REVENUE BREAKDOWN

REVENUE SOURCES				AD VAL TAX 2008	SALES TAX	TOTAL
PRIOR BDGTS				3,885,038		3,885,038
PRIOR EXP				2,255,292		2,255,292
BUDGET C/O				1,629,746		1,629,746
2011-2012						
2012-2013						
2013-2014						
2014-2015						
2015-2016						
BEYOND 2016						
TOTAL COST				3,885,038		3,885,038

EXPENDITURE BREAKDOWN

EXPENDITURE BREAKDOWN	ENGINEERING	TESTING	LAND ACQUISITION	CONSTRUCTION	OTHER	TOTAL
PRIOR BDGTS					3,885,038	3,885,038
2011-2012						
2012-2013						
2013-2014						
2014-2015						
2015-2016						
BEYOND 2016						
TOTAL COST					3,885,038	3,885,038

PROJECT SPECIFICATIONS

PROJECT DESCRIPTION:
Improvement and expansion of several recreational facilities within the City, including Harmon Park Playground, City Park Playground, Cheatham Park Playground, Frank O Hunter Park. Development of a new park in Acadian Village and redevelopment of the abandoned Martin Park. Some planned improvements include restrooms, tables, benches, lighting, parking, and landscaping.

PROJECT JUSTIFICATION:
Comprehensive improvements of the recreational opportunities within the City.

PROJECT PRIORITY: A

START DATE: N/A **EST TIME TO COMPLETE:**

OPERATING BUDGET EFFECT:
 NONE N/A SEE DETAIL

SHEET A 2011-2012/2015-2016 CAPITAL IMPROVEMENTS PROGRAM

PROJECT TITLE: Deerfield Walking Trail	PROJECT CATEGORY: Parks
PROJECT NUMBER: 441001	COUNCIL DISTRICT # N/A
DIVISION: Public Works	DEPARTMENT: Parks & Recreation

PROJECT BUDGET

REVENUE BREAKDOWN

REVENUE SOURCES					LTD TAX BONDS 2008	TOTAL
PRIOR BDGTS					515,000	515,000
PRIOR EXP					204,611	204,611
BUDGET C/0					310,389	310,389
2011-2012						
2012-2013						
2013-2014						
2014-2015						
2015-2016						
BEYOND 2016						
TOTAL COST					515,000	515,000

EXPENDITURE BREAKDOWN

EXPENDITURE BREAKDOWN	ENGINEERING	TESTING	LAND ACQUISITION	CONSTRUCTION	OTHER	TOTAL
PRIOR BDGTS				515,000		515,000
2011-2012						
2012-2013						
2013-2014						
2014-2015						
2015-2016						
BEYOND 2016						
TOTAL COST				515,000		515,000

PROJECT SPECIFICATIONS

PROJECT DESCRIPTION:
Acquisition, design, and construction of a park in Deerfield Subdivision.

PROJECT JUSTIFICATION:
Park will include walking trail, small playground, parking, benches, and lighting to add recreational opportunities to this area of the City.

PROJECT PRIORITY: A

START DATE: N/A **EST TIME TO COMPLETE:**

OPERATING BUDGET EFFECT:
 NONE N/A SEE DETAIL

2011-2012/2015-2016 CAPITAL IMPROVEMENTS BUDGET

THIS PAGE LEFT BLANK

I. ZOOLOGICAL PARK

TABLE OF CONTENTS

		<u>ZOOLOGICAL PARK</u>	<u>PAGE</u>
430902	Renovation of South America Section	4
431005	Zoo Festival Plaza	5

2011-2012

**COMBINED CAPITAL PROJECTS
SOURCES OF FUNDING SUMMARY**

ZOOLOGICAL PARK

PROJECT IDENTIFICATION	SALES TAXES	SALES TAX BONDS 08	LTD TX BOND 08	AD VAL TAX-08	FEDERAL FUNDS	STATE FUNDS	UTIL REV BOND 04	UTILITY FUND	TOTALS
Total Zoo	0	0	0	0	0	0	0	0	0
Total General Capital	3,980,000	2,250,000	(10,000)	2,275,000	311,570	4,236,000	0	100,000	13,142,570

2011-2012

GENERAL CAPITAL PROJECTS
FIVE YEAR CAPITAL PLAN

ZOOLOGICAL PARK

PROJ #	PROJECT IDENTIFICATION	BUDGET C/O	FISCAL YEAR					TOTAL 5 YEAR	BEYOND 2016	TOTAL COST
			11-12	12-13	13-14	14-15	15-16			
430902	Renovation of South America Secti	2,813,941						0		2,813,941
431005	Zoo Festival Plaza	339,081						0		339,081
Total Zoological Park		3,153,022	0	0	0	0	0	0	0	3,153,022
TOTAL GENERAL CAPITAL PROJECT		46,049,383	13,142,570	8,565,000	5,410,000	1,400,000	1,190,000	28,807,570	24,355,000	99,211,953

- * Project Number to be Assigned
- @ New or Revised Projects
- Projects to be closed

SHEET A 2011-2012/2015-2016 CAPITAL IMPROVEMENTS PROGRAM

PROJECT TITLE: Renovation of South America Section	PROJECT CATEGORY: Zoological Park
PROJECT NUMBER: 430902	COUNCIL DISTRICT # 4
DIVISION: Public Works	DEPARTMENT: Zoo

PROJECT BUDGET**REVENUE BREAKDOWN**

REVENUE SOURCES				SALES TAX BONDS 2008	SALES TAX	TOTAL
PRIOR BDGTS				1,714,000	1,119,730	2,833,730
PRIOR EXP					19,789	19,789
BUDGET C/0				1,714,000	1,099,941	2,813,941
2011-2012						
2012-2013						
2013-2014						
2014-2015						
2015-2016						
BEYOND 2016						
TOTAL COST				1,714,000	1,119,730	2,833,730

EXPENDITURE BREAKDOWN

EXPENDITURE BREAKDOWN	ENGINEERING	TESTING	LAND ACQUISITION	CONSTRUCTION	OTHER	TOTAL
PRIOR BDGTS	233,730			2,640,000		2,873,730
2011-2012						
2012-2013						
2013-2014						
2014-2015						
2015-2016						
BEYOND 2016						
TOTAL COST	233,730			2,640,000		2,873,730

PROJECT SPECIFICATIONS**PROJECT DESCRIPTION:**

Increase the size of the jaguar, spectacled bear, ocelot, and primate enclosures.

PROJECT JUSTIFICATION:

Allows for realistic environments and more accommodating housing for the animals and a more exciting visitor experience.

PROJECT PRIORITY:**START DATE:**

N/A

EST TIME TO COMPLETE:

10 months

OPERATING BUDGET EFFECT:
 NONE

 N/A

 SEE DETAIL

SHEET A 2011-2012/2015-2016 CAPITAL IMPROVEMENTS PROGRAM

PROJECT TITLE: Zoo Festival Plaza	PROJECT CATEGORY: Zoological Park
PROJECT NUMBER: 431005	COUNCIL DISTRICT # 4
DIVISION: Public Works	DEPARTMENT: Zoo

PROJECT BUDGET

REVENUE BREAKDOWN

REVENUE SOURCES					SALES TAX	TOTAL
PRIOR BDGTS					435,000	435,000
PRIOR EXP					95,919	95,919
BUDGET C/O					339,081	339,081
2011-2012						
2012-2013						
2013-2014						
2014-2015						
2015-2016						
BEYOND 2016						
TOTAL COST					435,000	435,000

EXPENDITURE BREAKDOWN

EXPENDITURE BREAKDOWN	ENGINEERING	TESTING	LAND ACQUISITION	CONSTRUCTION	OTHER	TOTAL
PRIOR BDGTS					395,000	395,000
2011-2012						
2012-2013						
2013-2014						
2014-2015						
2015-2016						
BEYOND 2016						
TOTAL COST					395,000	395,000

PROJECT SPECIFICATIONS

PROJECT DESCRIPTION:

An area roughly 100' X 100' with bronze animal sculptures, a water area that contains a large granite globe suspended in water. Other features include shooting fountains of water for children to play in and an area surrounded by benches. The fountain will hold no less than 2" of water and will be constructed of safe, non-slip materials.

PROJECT JUSTIFICATION:

This will provide additional recreational opportunities in the community; a place to cool off in the summer. Will include an attractive entrance display. It is low maintenance.

PROJECT PRIORITY:

START DATE: N/A

EST TIME TO COMPLETE:

6 Months

OPERATING BUDGET EFFECT:

 NONE

 N/A

 SEE DETAIL

2011-2012/2015-2016 CAPITAL IMPROVEMENTS BUDGET

*****THIS PAGE LEFT BLANK*****

J. COMMUNITY DEVELOPMENT

TABLE OF CONTENTS

	<u>COMMUNITY DEVELOPMENT</u>		<u>PAGE</u>
000851	City Park Playground Equipment	4

2011-2012

**COMBINED CAPITAL PROJECTS
SOURCES OF FUNDING SUMMARY**

COMMUNITY DEVELOPMENT

PROJECT IDENTIFICATION	SALES TAXES	SALES TAX BONDS 08	LTD TX BOND 08	AD VAL TAX-08	FEDERAL FUNDS	STATE FUNDS	UTIL REV BOND 04	UTILITY FUND	TOTALS
	0	0	0	0	0	0	0	0	0
Total CDBG Capital	0	0	0	0	0	0	0	0	0

2011-2012

**COMMUNITY DEVELOPMENT BLOCK GRANT
FIVE YEAR CAPITAL PLAN**

COMMUNITY DEVELOPMENT BLOCK GRANT

PROJ #	PROJECT IDENTIFICATION	BUDGET C/O	FISCAL YEAR					TOTAL 5 YEAR	BEYOND 2016	TOTAL COST
			11-12	12-13	13-14	14-15	15-16			
000851	City Park Playground Equip	0						0		0
TOTAL CDBG		0	0	0	0	0	0	0	0	0

- Project Number to be Assigned
- ⊕ New or Revised Projects
- ▒ Projects to be closed

SHEET A 2011-2012/2015-2016 CAPITAL IMPROVEMENTS PROGRAM

PROJECT TITLE: City Park Playground Improvements	PROJECT CATEGORY: Streets and Drainage
PROJECT NUMBER: 000851	COUNCIL DISTRICT # 3
DIVISION: Planning	DEPARTMENT: Community Development

PROJECT BUDGET

REVENUE BREAKDOWN

REVENUE SOURCES					CDBG	TOTAL
PRIOR BDGTS					200,000	200,000
PRIOR EXP					200,000	200,000
BUDGET C/O					0	0
2011-2012						
2012-2013						
2013-2014						
2014-2015						
2015-2016						
BEYOND 2016						
TOTAL COST					200,000	200,000

EXPENDITURE BREAKDOWN

EXPENDITURE BREAKDOWN	ENGINEERING	TESTING	LAND ACQUISITION	CONSTRUCTION	OTHER	TOTAL
PRIOR BDGTS				200,000		200,000
2011-2012						
2012-2013						
2013-2014						
2014-2015						
2015-2016						
BEYOND 2016						
TOTAL COST				200,000		200,000

PROJECT SPECIFICATIONS

PROJECT DESCRIPTION:
Installation of restroom facilities and spray pads at City Park Playground.

PROJECT JUSTIFICATION:
No restroom facilities are currently located at City Park Playground. Spray pads will provide additional recreational opportunities.

PROJECT PRIORITY: A

START DATE: 2008 **EST TIME TO COMPLETE:** 6 months

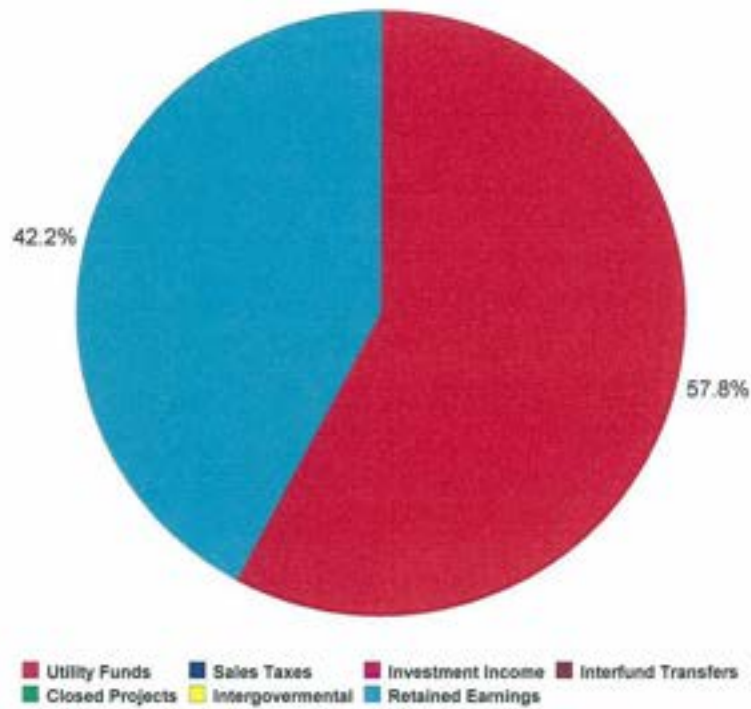
OPERATING BUDGET EFFECT:
 NONE X N/A SEE DETAIL

K. ENTERPRISE CAPITAL PROJECTS

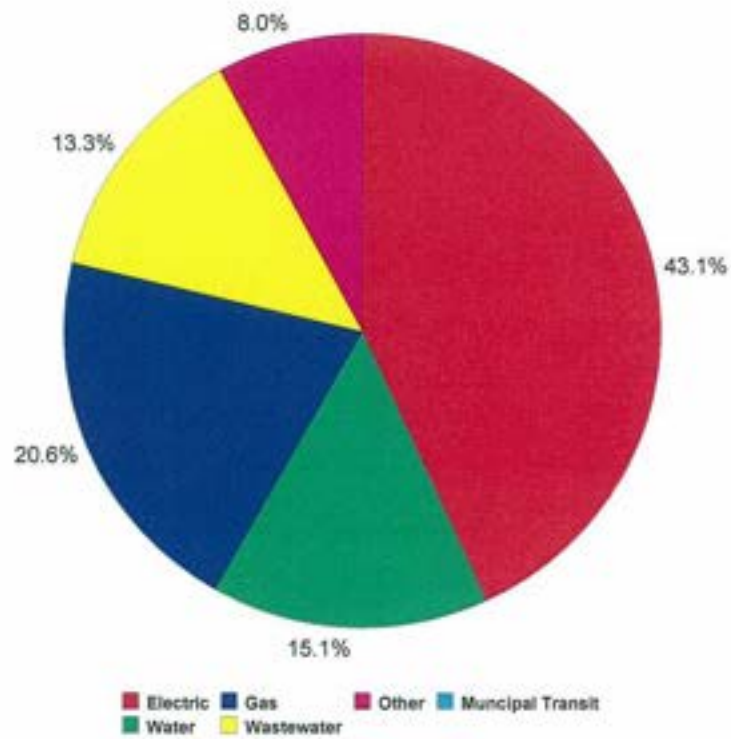
ENTERPRISE CAPITAL PROJECTS

2011/2012 REVENUES AND EXPENSES

Revenues



Expenses



2011-2012

**COMBINED ENTERPRISE CAPITAL PROJECTS
SOURCES OF FUNDING SUMMARY**

PROJECT IDENTIFICATION	SALES TAXES	SALES TAX BONDS 08	LTD TX BOND 08	AD VAL TAX- 08	FEDERAL FUNDS	STATE FUNDS	UTIL REV BOND 04	UTILITY FUND	TOTALS
SUMMARY									
SOURCES OF FUNDING									
Current Year Transfers (Less Debt Service)	0	0						3,266,047	3,266,047
Interest Income								0	0
Transfers From Prior Projects									0
Interfund Transfer Utility Fund									0
Interfund Transfer General Fund									0
Intergovernmental					0				0
Private Contributions									0
Debt Proceeds								0	0
Other									0
Fund Balance	0	0	0	0	0	0	480,000	1,900,000	2,380,000
TOTAL	0	0	0	0	0	0	480,000	5,166,047	5,646,047
EXPENDITURES									
Enterprise CIP - Utility Fund	0	0	0	0	0	0	480,000	5,166,047	5,646,047
Enterprise CIP - Transit System	0	0	0	0	0	0	0	0	0
Enterprise CIP - Sanitation Fund	0	0	0	0	0	0	0	0	0
TOTAL	0	0	0	0	0	0	480,000	5,166,047	5,646,047
UNAPPRPTD BALANCE	0	0	0	0	0	0	0	0	0

L. ELECTRIC

TABLE OF CONTENTS

	<u><i>ELECTRIC</i></u>	<u>PAGE</u>
729202	Circuit Reconductoring/Distribution Voltage	4
729505	Capacitor Bank Voltage Controllers	5
729905	Additional 138KV Tie from Twin Bridges Stati	6
720003	Replace Distribution Breakers at Power Plant	7
720202	Upgrade SCADA System	8
720601	138 KV Pole Change Out	9
720701	Warehouse/Office Improvements	10
720702	Substation Oil Containment	11
720704	Upgrade DG Hunter Substation	12
720705	New Substation	13
720801	Electric Utility Relocation	14
720803	Arterial Street Lighting Addition	15
720804	Substation Maintenance	16
720805	Distribution Feeder Maintenance	17
720806	#4 Cooling Tower	18
720807	Vacuum Pump	19
720901	Upgrade Transformers at Prescott	20
720903	138 KV Pilot Wire Replacement	21
720905	Sterkx Rd Substation Transformer Replacemen	22
721001	Paint Step Up Transformer for Unit #3 & #4	23
721002	Prescott Substation Flood Protection	24
721003	Buhlow Bridge Relocation-Electric	25
721101	Power Generation Additions	26
721201	Turbine Inspection Units 3 & 4	27
721202	Bearing Inspection Units 3 & 4	28
721203	#3 & #4 Boiler Maintenance Upgrade	29

2011-2012

**COMBINED CAPITAL PROJECTS
SOURCES OF FUNDING SUMMARY**

ELECTRIC

PROJECT IDENTIFICATION	SALES TAXES	SALES TAX BONDS 08	LTD TX BOND 08	AD VAL TAX-08	FEDERAL FUNDS	STATE FUNDS	UTIL REV BOND 04	UTILITY FUND	TOTALS
Circuit Reconductoring								400,000	400,000
Capacitor Bank Voltage Cntrlrs								20,000	20,000
Replace Distribution Breakers								50,000	50,000
Upgrade SCADA System								55,000	55,000
138 KV Pole Change Out								250,000	250,000
Electric Utility Relocation								200,000	200,000
Substation Maintenance								200,000	200,000
Distribution Feeder Maintenance								300,000	300,000
138 KV Pilot Wire Replacement								250,000	250,000
Turbine Inspection Units 3 & 4								300,000	300,000
Bearing Inspection Units 3 & 4								160,000	160,000
#3 & #4 Boiler Maint Upgrade								250,000	250,000
Total Electric	0	0	0	0	0	0	0	2,435,000	2,435,000

2011-2012
**ENTERPRISE CAPITAL PROJECTS
 FIVE YEAR CAPITAL PLAN**

ELECTRIC

PROJ #	PROJECT IDENTIFICATION	BUDGET C/O	FISCAL YEAR					TOTAL 5 YEAR	BEYOND 2016	TOTAL COST
			11-12	12-13	13-14	14-15	15-16			
729202	Circuit Reconductoring	432,375	400,000	250,000	250,000	250,000	250,000	1,400,000		1,832,375
729505	Capacitor Bank Voltage Cntrlrs	20,066	20,000					20,000		40,066
729905	Add TieLine-Twin Bridges	329,269						0	8,610,000	8,939,269
720003	Replace Distribution Breakers	102,384	50,000					50,000		152,384
720202	Upgrade SCADA System	99,287	55,000					0		99,287
720601	138 KV Pole Change Out	154,251	250,000	250,000				500,000		654,251
720701	Warehouse/Office Improvements	36,194						0		36,194
720702	Substation Oil Containment	222,176						0		222,176
720704	Upgrade DG Hunter Substation	2,729						0	9,500,000	9,302,729
720705	New Substation	19,978						0	10,550,000	10,569,978
720801	Electric Utility Relocation	18,995	200,000	200,000	200,000	200,000	200,000	1,000,000		1,018,995
720803	Arterial Street Lighting Addition @	25,638						0		25,638
720804	Substation Maintenance @	138,205	200,000	115,000	115,000	115,000	115,000	660,000		798,205
720805	Distribution Feeder Maintenance @	200,925	300,000	200,000	200,000	200,000	200,000	1,100,000		1,300,925
720806	#4 Cooling Tower	181,501						0	120,000	301,501
720807	Vacuum Pump	50,000						0		50,000
720901	Upgrade Transformers at Prescott@	20,841						0	1,800,000	1,820,841
720903	138 KV Pilot Wire Replacement @	358,191	250,000					250,000	200,000	808,191
720905	Sterkx Rd Transformer Rep @	330,642						0	3,596,000	3,926,642
721001	Paint Transformer for #3 & #4	65,300						0		65,300
721002	Prescott Substation Flood Protection	159,000						0		159,000
721003	Buhlow Bridge Relocation-Electric	53,912						0		53,912
721101	Power Generation Additions	800,000						0		800,000
721201	Turbine Inspection Units 3 & 4	0	300,000					300,000		300,000
721202	Bearing Inspection Units 3 & 4	0	160,000					160,000		160,000
721203	#3 & #4 Boiler Maint Upgrade	0	250,000					250,000		250,000
Total Electric		3,821,859	2,435,000	1,015,000	765,000	765,000	765,000	5,690,000	34,376,000	43,887,859

* Project Number to be Assigned

@ New or Revised Projects

Projects to be closed

SHEET A 2011-2012/2015-2016 CAPITAL IMPROVEMENTS PROGRAM

PROJECT TITLE: Circuit Reconductoring/ Distribution Voltage	PROJECT CATEGORY: Electric
PROJECT NUMBER: 729202	COUNCIL DISTRICT # N/A
DIVISION: Utilities	DEPARTMENT: Electric Distribution

PROJECT BUDGET

REVENUE BREAKDOWN

REVENUE SOURCES				UTILITY FUND	REVENUE BONDS-'89	TOTAL
PRIOR BDGTS				3,841,605	404,409	4,246,014
PRIOR EXP				3,409,230	404,409	3,813,639
BUDGET C/O				432,375	0	432,375
2011-2012				400,000		400,000
2012-2013				250,000		250,000
2013-2014				250,000		250,000
2014-2015				250,000		250,000
2015-2016				250,000		250,000
BEYOND 2016						
TOTAL COST				5,241,605	404,409	5,646,014

EXPENDITURE BREAKDOWN

EXPENDITURE BREAKDOWN	ENGINEERING	TESTING	LAND ACQUISITION	CONSTRUCTION	OTHER	TOTAL
PRIOR BDGTS	72,000			2,574,014	1,600,000	4,246,014
2011-2012					400,000	400,000
2012-2013					250,000	250,000
2013-2014					250,000	250,000
2014-2015					250,000	250,000
2015-2016					250,000	250,000
BEYOND 2016						
TOTAL COST	72,000			2,574,014	3,000,000	5,646,014

PROJECT SPECIFICATIONS

PROJECT DESCRIPTION:

Replace undersized, old conductors on existing 12.5 KV circuits that have become too small to carry the load required and to replace existing 2.5 KV line with 7.2 KV Distribution.

2006-2007 Budget includes preparation for Recycling Services.

PROJECT JUSTIFICATION:

Continued expansion of the system, along with load growth has made many old circuits inadequate. Voltage regulation, burned connections and customer complaints require upgrades on a continuing schedule as workload and funds allow.

PROJECT PRIORITY: B

START DATE: Ongoing

EST TIME TO COMPLETE:

As needed

OPERATING BUDGET EFFECT:

NONE

N/A

SEE DETAIL

SHEET A 2011-2012/2015-2016 CAPITAL IMPROVEMENTS PROGRAM

PROJECT TITLE: Capacitor Bank Voltage Controllers	PROJECT CATEGORY: Electric
PROJECT NUMBER: 729505	COUNCIL DISTRICT # N/A
DIVISION: Utilities	DEPARTMENT: Electric Distribution

PROJECT BUDGET**REVENUE BREAKDOWN**

REVENUE SOURCES					UTILITY FUND	TOTAL
PRIOR BDGTS					35,000	35,000
PRIOR EXP					14,934	14,934
BUDGET C/O					20,066	20,066
2011-2012					20,000	20,000
2012-2013						
2013-2014						
2014-2015						
2015-2016						
BEYOND 2016						
TOTAL COST					55,000	55,000

EXPENDITURE BREAKDOWN

EXPENDITURE BREAKDOWN	ENGINEERING	TESTING	LAND ACQUISITION	CONSTRUCTION	OTHER	TOTAL
PRIOR BDGTS					35,000	35,000
2011-2012					20,000	20,000
2012-2013						
2013-2014						
2014-2015						
2015-2016						
BEYOND 2016						
TOTAL COST					55,000	55,000

PROJECT SPECIFICATIONS

PROJECT DESCRIPTION: Purchase 10 Voltage Control System for existing capacitor bank installations.			
PROJECT JUSTIFICATION: Enable automatic control of capacitor banks in order to maintain proper system voltage. Currently open and close them manually after watching the seasonal loads rise and fall.			
PROJECT PRIORITY:	A	EST TIME TO COMPLETE:	10 Months
START DATE:			
OPERATING BUDGET EFFECT:	<input checked="" type="checkbox"/> NONE	<input type="checkbox"/> N/A	<input type="checkbox"/> SEE DETAIL

CITY OF ALEXANDRIA

SHEET A 2011-2012/2015-2016 CAPITAL IMPROVEMENTS PROGRAM

PROJECT TITLE: Additional 138KV Tie from Twin Bridges Substation	PROJECT CATEGORY: Electric
PROJECT NUMBER: 729905	COUNCIL DISTRICT # N/A
DIVISION: Utilities	DEPARTMENT: Electric Distribution

PROJECT BUDGET

REVENUE BREAKDOWN

REVENUE SOURCES					UTILITY FUND	TOTAL
PRIOR BDGTS					1,516,747	1,516,747
PRIOR EXP					1,187,478	1,187,478
BUDGET C/O					329,269	329,269
2011-2012						
2012-2013						
2013-2014						
2014-2015						
2015-2016						
BEYOND 2016					8,610,000	8,610,000
TOTAL COST					10,126,747	10,126,747

EXPENDITURE BREAKDOWN

EXPENDITURE BREAKDOWN	ENGINEERING	TESTING	LAND ACQUISITION	CONSTRUCTION	OTHER	TOTAL
PRIOR BDGTS					1,516,747	1,516,747
2011-2012						
2012-2013						
2013-2014						
2014-2015						
2015-2016						
BEYOND 2016	660,000	100,000	50,000	7,800,000		8,610,000
TOTAL COST	660,000	100,000	50,000	7,800,000	1,516,747	10,126,747

PROJECT SPECIFICATIONS

PROJECT DESCRIPTION:

Build parallel 138 KV tie from Twin Bridges Substation to Prescott Road Substation, with two 12.5 KV underbuild lines for developments adjacent to the route proposed. Also includes a fiber optic shield wire from Prescott Substation to Bayou Rapides Substation to insure adequate control of breakers, relaying, and control of system. Radio communications sometimes get impeded by other entities with frequencies too close to the SCADA frequencies.

PROJECT JUSTIFICATION:

To allow proper circuit switching, improve system reliability, and permit greater flexibility for CLECO to wheel through our transmission system. The current configuration does not allow adequate redundancy in the event of a failure of the line or equipment tied to it. The added underbuild provide greater switching capabilities in the event of a failure of one or more substations.

PROJECT PRIORITY: A

START DATE: EST TIME TO COMPLETE: 3 Years

OPERATING BUDGET EFFECT:

 NONE N/A SEE DETAIL

SHEET A 2011-2012/2015-2016 CAPITAL IMPROVEMENTS PROGRAM

PROJECT TITLE: Replace Distribution Breakers at Power Plant	PROJECT CATEGORY: Electric
PROJECT NUMBER: 720003	COUNCIL DISTRICT # N/A
DIVISION: Utilities	DEPARTMENT: Electric Distribution

PROJECT BUDGET

REVENUE BREAKDOWN

REVENUE SOURCES					UTILITY FUND	TOTAL
PRIOR BDGTS					117,500	117,500
PRIOR EXP					15,116	15,116
BUDGET C/O					102,384	102,384
2011-2012					50,000	50,000
2012-2013						
2013-2014						
2014-2015						
2015-2016						
BEYOND 2016						
TOTAL COST					167,500	167,500

EXPENDITURE BREAKDOWN

EXPENDITURE BREAKDOWN	ENGINEERING	TESTING	LAND ACQUISITION	CONSTRUCTION	OTHER	TOTAL
PRIOR BDGTS					117,500	117,500
2011-2012					50,000	50,000
2012-2013						
2013-2014						
2014-2015						
2015-2016						
BEYOND 2016						
TOTAL COST					167,500	167,500

PROJECT SPECIFICATIONS

PROJECT DESCRIPTION:

Replace outdated & obsolete 12.5 KV breakers in Switchgear at Power Plant. Existing will be changed out at a rate of 3 per year by departmental personnel.

PROJECT JUSTIFICATION:

Existing breakers were installed in the mid 1960's and do not have relcosing capabilities.

PROJECT PRIORITY:

A

START DATE:

2004

EST TIME TO COMPLETE:

4 Years

OPERATING BUDGET EFFECT:

 NONE

 N/A

 SEE DETAIL

SHEET A 2011-2012/2015-2016 CAPITAL IMPROVEMENTS PROGRAM

PROJECT TITLE: Upgrade SCADA System	PROJECT CATEGORY: Electric
PROJECT NUMBER: 720202	COUNCIL DISTRICT # N/A
DIVISION: Utilities	DEPARTMENT: Electric Distribution

PROJECT BUDGET

REVENUE BREAKDOWN

REVENUE SOURCES					UTILITY FUND	TOTAL
PRIOR BDGTS					565,000	565,000
PRIOR EXP					465,713	465,713
BUDGET C/O					99,287	99,287
2011-2012					55,000	55,000
2012-2013						
2013-2014						
2014-2015						
2015-2016						
BEYOND 2016						
TOTAL COST					620,000	620,000

EXPENDITURE BREAKDOWN

EXPENDITURE BREAKDOWN	ENGINEERING	TESTING	LAND ACQUISITION	CONSTRUCTION	OTHER	TOTAL
PRIOR BDGTS					565,000	565,000
2011-2012					55,000	55,000
2012-2013						
2013-2014						
2014-2015						
2015-2016						
BEYOND 2016						
TOTAL COST					620,000	620,000

PROJECT SPECIFICATIONS

PROJECT DESCRIPTION:

Install new SCADA control at Electric Distribution Office.

PROJECT JUSTIFICATION:

Current SCADA System (Landis & Gyr 6700) was installed in 1988 and is now obsolete. New systems are PC driven, with accessory programs to monitor, track, & forecast load flow, trends, connectivity for outage reporting and many new features that are functioning at other utilities nationwide, but cannot be installed on our present system.

PROJECT PRIORITY: A

START DATE: 2003

EST TIME TO COMPLETE:

1 Year

OPERATING BUDGET EFFECT:

 NONE

 N/A

 SEE DETAIL

SHEET A 2011-2012/2015-2016 CAPITAL IMPROVEMENTS PROGRAM

PROJECT TITLE: 138 KV Pole Change Out	PROJECT CATEGORY: Electric
PROJECT NUMBER: 720601	COUNCIL DISTRICT # N/A
DIVISION: Utilities	DEPARTMENT: Electric Distribution

PROJECT BUDGET

REVENUE BREAKDOWN

REVENUE SOURCES					UTILITY FUND	TOTAL
PRIOR BDGTS					1,410,000	1,410,000
PRIOR EXP					1,255,749	1,255,749
BUDGET C/O					154,251	154,251
2011-2012					250,000	250,000
2012-2013					250,000	250,000
2013-2014						
2014-2015						
2015-2016						
BEYOND 2016						
TOTAL COST					1,910,000	1,910,000

EXPENDITURE BREAKDOWN

EXPENDITURE BREAKDOWN	ENGINEERING	TESTING	LAND ACQUISITION	CONSTRUCTION	OTHER	TOTAL
PRIOR BDGTS				1,070,000	340,000	1,410,000
2011-2012					250,000	250,000
2012-2013					250,000	250,000
2013-2014						
2014-2015						
2015-2016						
BEYOND 2016						
TOTAL COST				1,070,000	840,000	1,910,000

PROJECT SPECIFICATIONS

PROJECT DESCRIPTION: Replace approximately 84 transmission poles in the 138 KV Loop. Original poles were installed in the 1960's and had an anticipated life of 30 years. Most of the engineering has been done "in house".			
PROJECT JUSTIFICATION: The 138 KV Loop provides power to all the substations in the system. If 2 sections of the loop are lost simultaneously, many customers would be without power until the 90' and 100' poles could be replaced, which would take too long with existing City crews and equipment.			
PROJECT PRIORITY:	A	EST TIME TO COMPLETE:	10 months
START DATE:	2005	OPERATING BUDGET EFFECT:	
	X NONE		N/A
			SEE DETAIL

SHEET A 2011-2012/2015-2016 CAPITAL IMPROVEMENTS PROGRAM

PROJECT TITLE: Electric Distribution Warehouse/Office Improvements	PROJECT CATEGORY: Electric
PROJECT NUMBER: 720701	COUNCIL DISTRICT # N/A
DIVISION: Utilities	DEPARTMENT: Electric Distribution

PROJECT BUDGET

REVENUE BREAKDOWN

REVENUE SOURCES					UTILITY FUND	TOTAL
PRIOR BDGTS					450,000	450,000
PRIOR EXP					413,806	413,806
BUDGET C/O					36,194	36,194
2011-2012						
2012-2013						
2013-2014						
2014-2015						
2015-2016						
BEYOND 2016						
TOTAL COST					450,000	450,000

EXPENDITURE BREAKDOWN

EXPENDITURE BREAKDOWN	ENGINEERING	TESTING	LAND ACQUISITION	CONSTRUCTION	OTHER	TOTAL
PRIOR BDGTS	20,000			430,000		450,000
2011-2012						
2012-2013						
2013-2014						
2014-2015						
2015-2016						
BEYOND 2016						
TOTAL COST	20,000			430,000		450,000

PROJECT SPECIFICATIONS

PROJECT DESCRIPTION:

Replace leaking, rusted out roof panels and siding on Electric Distribution Warehouse and Office. Replace with standing seam roof to match Power Plant and City Complex buildings. Also replace leaking windows with solid glass and replace front door with weather proof door.

PROJECT JUSTIFICATION:

Existing roof has numerous leaks, due to rust from cooling tower chemicals, wind damage, and age. Interior tiles have water damage.

PROJECT PRIORITY:

A

START DATE:

2005

EST TIME TO COMPLETE:

2 Years

OPERATING BUDGET EFFECT:

 NONE

 N/A

 SEE DETAIL

SHEET A 2011-2012/2015-2016 CAPITAL IMPROVEMENTS PROGRAM

PROJECT TITLE: Substation Oil Containment	PROJECT CATEGORY: Electric
PROJECT NUMBER: 720702	COUNCIL DISTRICT # N/A
DIVISION: Utilities	DEPARTMENT: Electric Distribution

PROJECT BUDGET

REVENUE BREAKDOWN

REVENUE SOURCES					UTILITY FUND	TOTAL
PRIOR BDGTS					450,000	450,000
PRIOR EXP					227,824	227,824
BUDGET C/O					222,176	222,176
2011-2012						
2012-2013						
2013-2014						
2014-2015						
2015-2016						
BEYOND 2016						
TOTAL COST					450,000	450,000

EXPENDITURE BREAKDOWN

EXPENDITURE BREAKDOWN	ENGINEERING	TESTING	LAND ACQUISITION	CONSTRUCTION	OTHER	TOTAL
PRIOR BDGTS	50,000			400,000		450,000
2011-2012						
2012-2013						
2013-2014						
2014-2015						
2015-2016						
BEYOND 2016						
TOTAL COST	50,000			400,000		450,000

PROJECT SPECIFICATIONS

PROJECT DESCRIPTION:

Install oil containment around oil filled equipment (transformers, OCB) in substation to prevent spills from failed equipment.

PROJECT JUSTIFICATION:

EPA & DEQ regulations require containment provision around oil filled electrical equipment to prevent contamination of waterways that are subject to run-off from leaks and spills. Affected substations are D.G. Hunter, Willow Glen, Sterkx Road and Prescott Road.

PROJECT PRIORITY:

A

START DATE:

EST TIME TO COMPLETE:

18 months

OPERATING BUDGET EFFECT:

 NONE

 N/A

 SEE DETAIL

SHEET A 2011-2012/2015-2016 CAPITAL IMPROVEMENTS PROGRAM

PROJECT TITLE: Upgrade DG Hunter Substation & Switch Yard	PROJECT CATEGORY: Electric
PROJECT NUMBER: 720704	COUNCIL DISTRICT # N/A
DIVISION: Utilities	DEPARTMENT: Electric Distribution

PROJECT BUDGET

REVENUE BREAKDOWN

REVENUE SOURCES					UTILITY FUND	TOTAL
PRIOR BDGTS					80,000	80,000
PRIOR EXP					77,271	77,271
BUDGET C/O					2,729	2,729
2011-2012						
2012-2013						
2013-2014						
2014-2015						
2015-2016						
BEYOND 2016					9,500,000	9,500,000
TOTAL COST					9,580,000	9,580,000

EXPENDITURE BREAKDOWN

EXPENDITURE BREAKDOWN	ENGINEERING	TESTING	LAND ACQUISITION	CONSTRUCTION	OTHER	TOTAL
PRIOR BDGTS	80,000					80,000
2011-2012						
2012-2013						
2013-2014						
2014-2015						
2015-2016						
BEYOND 2016				9,500,000		9,500,000
TOTAL COST	80,000			9,500,000		9,580,000

PROJECT SPECIFICATIONS

PROJECT DESCRIPTION: Replace OCB's with GCB's. Build Distribution Station on adjacent land within Power Plant yard. Convert existing substation to switch yard for transmission.			
PROJECT JUSTIFICATION: Existing substation was built in 1964. The equipment and cables are past useful life. All bulk energy moved through the 138KV system goes through this substation. The stability and reliability of the entire transmission system is compromised as this older equipment fails. Three other capital projects related to the DG Hunter Substation can be combined or eliminated by this project.			
PROJECT PRIORITY:	A	EST TIME TO COMPLETE:	3 Years
START DATE:			
OPERATING BUDGET EFFECT:	<input checked="" type="checkbox"/> NONE	<input type="checkbox"/> N/A	<input type="checkbox"/> SEE DETAIL

SHEET A 2011-2012/2015-2016 CAPITAL IMPROVEMENTS PROGRAM

PROJECT TITLE: New Substation	PROJECT CATEGORY: Electric
PROJECT NUMBER: 720705	COUNCIL DISTRICT # N/A
DIVISION: Utilities	DEPARTMENT: Electric Distribution

PROJECT BUDGET

REVENUE BREAKDOWN

REVENUE SOURCES					UTILITY FUND	TOTAL
PRIOR BDGTS					80,000	80,000
PRIOR EXP					60,022	60,022
BUDGET C/O					19,978	19,978
2011-2012						
2012-2013						
2013-2014						
2014-2015						
2015-2016						
BEYOND 2016					10,550,000	10,550,000
TOTAL COST					10,630,000	10,630,000

EXPENDITURE BREAKDOWN

EXPENDITURE BREAKDOWN	ENGINEERING	TESTING	LAND ACQUISITION	CONSTRUCTION	OTHER	TOTAL
PRIOR BDGTS	80,000					80,000
2011-2012						
2012-2013						
2013-2014						
2014-2015						
2015-2016						
BEYOND 2016	1,030,000		250,000	9,270,000		10,550,000
TOTAL COST	1,110,000		250,000	9,270,000		10,630,000

PROJECT SPECIFICATIONS

PROJECT DESCRIPTION:

New 138/12470 Substation needed to relieve Prescott Substation and Twin Bridges Substation. New station would have dual 28MVA transformers and 8 potential circuits. Station could start with 1 transformer and be upgraded later as loads demand.

PROJECT JUSTIFICATION:

Neither Prescott, Twin Bridges, nor Sterkx Road Substations can provide back up power during peak loading and planned maintenance. Neither substation can safely carry the combined load of both during emergencies. Southwest Power Pool 2011 Model justifies an additional substation to prevent possible blackout caused by CLECO 138 KV failure.

PROJECT PRIORITY: A

START DATE:

EST TIME TO COMPLETE:

3 Years

OPERATING BUDGET EFFECT:

 NONE

 N/A

 SEE DETAIL

SHEET A 2011-2012/2015-2016 CAPITAL IMPROVEMENTS PROGRAM

PROJECT TITLE: Electric Utility Relocations	PROJECT CATEGORY: Electric
PROJECT NUMBER: 720801	COUNCIL DISTRICT # N/A
DIVISION: Utilities	DEPARTMENT: Electric Distribution

PROJECT BUDGET

REVENUE BREAKDOWN

REVENUE SOURCES					UTILITY FUND	TOTAL
PRIOR BDGTS					150,000	150,000
PRIOR EXP					131,005	131,005
BUDGET C/O					18,995	18,995
2011-2012					200,000	200,000
2012-2013					200,000	200,000
2013-2014					200,000	200,000
2014-2015					200,000	200,000
2015-2016					200,000	200,000
BEYOND 2016						
TOTAL COST					1,150,000	1,150,000

EXPENDITURE BREAKDOWN

EXPENDITURE BREAKDOWN	ENGINEERING	TESTING	LAND ACQUISITION	CONSTRUCTION	OTHER	TOTAL
PRIOR BDGTS	5,000		10,000	135,000		150,000
2011-2012	5,000		10,000	185,000		200,000
2012-2013	5,000		10,000	185,000		200,000
2013-2014	5,000		10,000	185,000		200,000
2014-2015	5,000		10,000	185,000		200,000
2015-2016	5,000		10,000	185,000		200,000
BEYOND 2016						
TOTAL COST	30,000		60,000	1,060,000		1,150,000

PROJECT SPECIFICATIONS

PROJECT DESCRIPTION: Relocation of electrical lines and poles for various capital projects throughout the year.			
PROJECT JUSTIFICATION: Presently using Maintenance funds for utility relocations for ditch closures and road improvements. There is no way to anticipate future projects and their relocation costs.			
PROJECT PRIORITY:	A	EST TIME TO COMPLETE:	3 Years
START DATE:			
OPERATING BUDGET EFFECT:	<input checked="" type="checkbox"/> NONE	<input type="checkbox"/> N/A	<input type="checkbox"/> SEE DETAIL

SHEET A 2011-2012/2015-2016 CAPITAL IMPROVEMENTS PROGRAM

PROJECT TITLE: Arterial Street Lighting Addition	PROJECT CATEGORY: Electric
PROJECT NUMBER: 720803	COUNCIL DISTRICT # N/A
DIVISION: Utilities	DEPARTMENT: Electric Distribution

PROJECT BUDGET

REVENUE BREAKDOWN

REVENUE SOURCES					UTILITY FUND	TOTAL
PRIOR BDGTS					300,000	300,000
PRIOR EXP					274,362	274,362
BUDGET C/O					25,638	25,638
2011-2012						
2012-2013						
2013-2014						
2014-2015						
2015-2016						
BEYOND 2016						
TOTAL COST					300,000	300,000

EXPENDITURE BREAKDOWN

EXPENDITURE BREAKDOWN	ENGINEERING	TESTING	LAND ACQUISITION	CONSTRUCTION	OTHER	TOTAL
PRIOR BDGTS				300,000		300,000
2011-2012						
2012-2013						
2013-2014						
2014-2015						
2015-2016						
BEYOND 2016						
TOTAL COST				300,000		300,000

PROJECT SPECIFICATIONS

PROJECT DESCRIPTION: Extend Coliseum Boulevard lighting from the Rapides Parish Coliseum to Vandenburg Drive, similar to I49 lighting and criteria.			
PROJECT JUSTIFICATION: Additional growth in area, four laning of Highway 28 West to Leesville and the construction of the new Wal Mart and other new businesses necessitate additional street lighting for public safety.			
PROJECT PRIORITY:	A	EST TIME TO COMPLETE:	3 Years
START DATE:			
OPERATING BUDGET EFFECT:	<input checked="" type="checkbox"/> NONE	<input type="checkbox"/> N/A	<input type="checkbox"/> SEE DETAIL

SHEET A 2011-2012/2015-2016 CAPITAL IMPROVEMENTS PROGRAM

PROJECT TITLE: Substation Maintenance	PROJECT CATEGORY: Electric
PROJECT NUMBER: 720804	COUNCIL DISTRICT # N/A
DIVISION: Utilities	DEPARTMENT: Electric Distribution

PROJECT BUDGET

REVENUE BREAKDOWN

REVENUE SOURCES					UTILITY FUND	TOTAL
PRIOR BDGTS					880,000	880,000
PRIOR EXP					741,795	741,795
BUDGET C/O					138,205	138,205
2011-2012					200,000	200,000
2012-2013					115,000	115,000
2013-2014					115,000	115,000
2014-2015					115,000	115,000
2015-2016					115,000	115,000
BEYOND 2016						
TOTAL COST					1,540,000	1,540,000

EXPENDITURE BREAKDOWN

EXPENDITURE BREAKDOWN	ENGINEERING	TESTING	LAND ACQUISITION	CONSTRUCTION	OTHER	TOTAL
PRIOR BDGTS					880,000	880,000
2011-2012					200,000	200,000
2012-2013					115,000	115,000
2013-2014					115,000	115,000
2014-2015					115,000	115,000
2015-2016					115,000	115,000
BEYOND 2016						
TOTAL COST					1,540,000	1,540,000

PROJECT SPECIFICATIONS

PROJECT DESCRIPTION:

Inspection, testing, and cleaning of all oil filled transformers and Oil Circuit Breakers in the Substations. This would include filtering or replacing the oil as needed and testing all components of the Tap Changers and Oil Circuit Breakers

PROJECT JUSTIFICATION:

Most equipment was installed in the 1960's. Maintenance and testing has not been done for lack of funding. This will more greatly ensure reliability.

PROJECT PRIORITY: A

START DATE: EST TIME TO COMPLETE: 3 Years

OPERATING BUDGET EFFECT:

NONE

N/A

SEE DETAIL

SHEET A 2011-2012/2015-2016 CAPITAL IMPROVEMENTS PROGRAM

PROJECT TITLE: Distribution Feeder Maintenance	PROJECT CATEGORY: Electric
PROJECT NUMBER: 720805	COUNCIL DISTRICT # N/A
DIVISION: Utilities	DEPARTMENT: Electric Distribution

PROJECT BUDGET

REVENUE BREAKDOWN

REVENUE SOURCES					UTILITY FUND	TOTAL
PRIOR BDGTS					775,000	775,000
PRIOR EXP					574,075	574,075
BUDGET C/O					200,925	200,925
2011-2012					300,000	300,000
2012-2013					200,000	200,000
2013-2014					200,000	200,000
2014-2015					200,000	200,000
2015-2016					200,000	200,000
BEYOND 2016						
TOTAL COST					1,875,000	1,875,000

EXPENDITURE BREAKDOWN

EXPENDITURE BREAKDOWN	ENGINEERING	TESTING	LAND ACQUISITION	CONSTRUCTION	OTHER	TOTAL
PRIOR BDGTS					775,000	775,000
2011-2012					300,000	300,000
2012-2013					200,000	200,000
2013-2014					200,000	200,000
2014-2015					200,000	200,000
2015-2016					200,000	200,000
BEYOND 2016						
TOTAL COST					1,875,000	1,875,000

PROJECT SPECIFICATIONS

PROJECT DESCRIPTION:

Upgrade and rehab main feeder circuits coming from substations.

PROJECT JUSTIFICATION:

There are 61 major circuits feeding from substations and spread out to service customers. An organized, continuing maintenance program is needed to ensure system reliability.

PROJECT PRIORITY:

A

START DATE:

EST TIME TO COMPLETE:

Ongoing

OPERATING BUDGET EFFECT:

 NONE

 N/A

 SEE DETAIL

SHEET A 2011-2012/2015-2016 CAPITAL IMPROVEMENTS PROGRAM

PROJECT TITLE: #4 Cooling Tower	PROJECT CATEGORY: Electric
PROJECT NUMBER: 720806	COUNCIL DISTRICT # N/A
DIVISION: Utilities	DEPARTMENT: Electric Production

PROJECT BUDGET

REVENUE BREAKDOWN

REVENUE SOURCES					UTILITY FUND	TOTAL
PRIOR BDGTS					750,000	750,000
PRIOR EXP					568,499	568,499
BUDGET C/O					181,501	181,501
2011-2012						
2012-2013						
2013-2014						
2014-2015						
2015-2016						
BEYOND 2016					120,000	120,000
TOTAL COST					870,000	870,000

EXPENDITURE BREAKDOWN

EXPENDITURE BREAKDOWN	ENGINEERING	TESTING	LAND ACQUISITION	CONSTRUCTION	OTHER	TOTAL
PRIOR BDGTS				750,000		750,000
2011-2012						
2012-2013						
2013-2014						
2014-2015						
2015-2016						
BEYOND 2016				120,000		120,000
TOTAL COST				870,000		870,000

PROJECT SPECIFICATIONS

PROJECT DESCRIPTION: #4 Cooling Tower Water Decks and #4 Fan Decks			
PROJECT JUSTIFICATION: Water decks on tower have deteriorated and are unsafe to walk on.			
PROJECT PRIORITY:	A	EST TIME TO COMPLETE:	2 Years
START DATE:	2005	OPERATING BUDGET EFFECT:	
	X NONE		N/A
			SEE DETAIL

SHEET A 2011-2012/2015-2016 CAPITAL IMPROVEMENTS PROGRAM

PROJECT TITLE: Vacuum Pump	PROJECT CATEGORY: Electric
PROJECT NUMBER: 720807	COUNCIL DISTRICT # N/A
DIVISION: Utilities	DEPARTMENT: Electric Production

PROJECT BUDGET

REVENUE BREAKDOWN

REVENUE SOURCES					UTILITY FUND	TOTAL
PRIOR BDGTS					50,000	50,000
PRIOR EXP						
BUDGET C/O					50,000	50,000
2011-2012						
2012-2013						
2013-2014						
2014-2015						
2015-2016						
BEYOND 2016						
TOTAL COST					50,000	50,000

EXPENDITURE BREAKDOWN

EXPENDITURE BREAKDOWN	ENGINEERING	TESTING	LAND ACQUISITION	CONSTRUCTION	OTHER	TOTAL
PRIOR BDGTS					50,000	50,000
2011-2012						
2012-2013						
2013-2014						
2014-2015						
2015-2016						
BEYOND 2016						
TOTAL COST					50,000	50,000

PROJECT SPECIFICATIONS

PROJECT DESCRIPTION:
To purchase and install a vacuum pump for Unit #3 Condenser.

PROJECT JUSTIFICATION:
The present air ejector has been in service since 1965 and is obsolete. A vacuum pump could make this system more reliable.

PROJECT PRIORITY: A

START DATE: 2004 **EST TIME TO COMPLETE:** 1 Year

OPERATING BUDGET EFFECT:
 NONE N/A SEE DETAIL

SHEET A 2011-2012/2015-2016 CAPITAL IMPROVEMENTS PROGRAM

PROJECT TITLE: Upgrade Transformers at Prescott Substation	PROJECT CATEGORY: Electric
PROJECT NUMBER: 720901	COUNCIL DISTRICT # N/A
DIVISION: Utilities	DEPARTMENT: Electric Distribution

PROJECT BUDGET

REVENUE BREAKDOWN

REVENUE SOURCES					UTILITY FUND	TOTAL
PRIOR BDGTS					179,199	179,199
PRIOR EXP					158,358	158,358
BUDGET C/O					20,841	20,841
2011-2012						
2012-2013						
2013-2014						
2014-2015						
2015-2016						
BEYOND 2016					1,800,000	1,800,000
TOTAL COST					1,979,199	1,979,199

EXPENDITURE BREAKDOWN

EXPENDITURE BREAKDOWN	ENGINEERING	TESTING	LAND ACQUISITION	CONSTRUCTION	OTHER	TOTAL
PRIOR BDGTS	179,199					179,199
2011-2012						
2012-2013						
2013-2014						
2014-2015						
2015-2016						
BEYOND 2016	55,000			1,745,000		1,800,000
TOTAL COST	234,199			1,745,000		1,979,199

PROJECT SPECIFICATIONS

PROJECT DESCRIPTION:

Install 2 each 28 MVA 138,000/12470 volt transformers at Prescott Substation, replacing existing

PROJECT JUSTIFICATION:

Existing transformers were installed in the 1960's, and are too small to carry the current load.

PROJECT PRIORITY:

A

START DATE:

EST TIME TO COMPLETE:

10 Months

OPERATING BUDGET EFFECT:

 NONE

 N/A

 SEE DETAIL

SHEET A 2011-2012/2015-2016 CAPITAL IMPROVEMENTS PROGRAM

PROJECT TITLE: 138 KV Pilot Wire Replacement	PROJECT CATEGORY: Electric
PROJECT NUMBER: 720903	COUNCIL DISTRICT # N/A
DIVISION: Utilities	DEPARTMENT: Electric Distribution

PROJECT BUDGET

REVENUE BREAKDOWN

REVENUE SOURCES					UTILITY FUND	TOTAL
PRIOR BDGTS					945,000	945,000
PRIOR EXP					586,809	586,809
BUDGET C/O					358,191	358,191
2011-2012					250,000	250,000
2012-2013						
2013-2014						
2014-2015						
2015-2016						
BEYOND 2016						200,000
TOTAL COST					1,195,000	1,395,000

EXPENDITURE BREAKDOWN

EXPENDITURE BREAKDOWN	ENGINEERING	TESTING	LAND ACQUISITION	CONSTRUCTION	OTHER	TOTAL
PRIOR BDGTS	445,000			500,000		945,000
2011-2012				250,000		250,000
2012-2013						
2013-2014						
2014-2015						
2015-2016						
BEYOND 2016				200,000		200,000
TOTAL COST	445,000			950,000		1,395,000

PROJECT SPECIFICATIONS

PROJECT DESCRIPTION:

Replace existing pilot communications system with ADSS Fiber Optic Cable.

PROJECT JUSTIFICATION:

Existing pilot wire system does not correctly control the transfer trip scheme between substations. In some instances, cascading 138KV outages have resulted from this poor communication. This problem must be corrected on the the City will face fines from NERC for failing to correct a know misoperation.

Excess capacity will be made available for use by other City departments.

PROJECT PRIORITY:

A

START DATE:

EST TIME TO COMPLETE:

1 Year

OPERATING BUDGET EFFECT:

 NONE

 N/A

 SEE DETAIL

SHEET A 2011-2012/2015-2016 CAPITAL IMPROVEMENTS PROGRAM

PROJECT TITLE: Sterkx Road Substation Transformer Replacement	PROJECT CATEGORY: Electric
PROJECT NUMBER: 720905	COUNCIL DISTRICT # N/A
DIVISION: Utilities	DEPARTMENT: Electric Distribution

PROJECT BUDGET

REVENUE BREAKDOWN

REVENUE SOURCES					UTILITY FUND	TOTAL
PRIOR BDGTS					340,047	340,047
PRIOR EXP					9,405	9,405
BUDGET C/O					330,642	330,642
2011-2012						
2012-2013						
2013-2014						
2014-2015						
2015-2016						
BEYOND 2016					3,596,000	3,596,000
TOTAL COST					3,936,047	3,936,047

EXPENDITURE BREAKDOWN

EXPENDITURE BREAKDOWN	ENGINEERING	TESTING	LAND ACQUISITION	CONSTRUCTION	OTHER	TOTAL
PRIOR BDGTS	340,047					340,047
2011-2012						
2012-2013						
2013-2014						
2014-2015						
2015-2016						
BEYOND 2016	96,000				3,500,000	3,596,000
TOTAL COST	436,047				3,500,000	3,936,047

PROJECT SPECIFICATIONS

PROJECT DESCRIPTION:

Removal of existing and installation of 20 MVA 12.5 KV transformers.

PROJECT JUSTIFICATION:

Existing 12.5 KV transformers are expected to be overloaded in the next 4 years.

PROJECT PRIORITY: A

START DATE: EST TIME TO COMPLETE: 1 Year

OPERATING BUDGET EFFECT:

NONE

N/A

SEE DETAIL

SHEET A 2011-2012/2015-2016 CAPITAL IMPROVEMENTS PROGRAM

PROJECT TITLE: Paint Step Up Transformer for Unit #3 & #4	PROJECT CATEGORY: Electric
PROJECT NUMBER: 721001	COUNCIL DISTRICT # N/A
DIVISION: Utilities	DEPARTMENT: Electric Production

PROJECT BUDGET

REVENUE BREAKDOWN

REVENUE SOURCES					UTILITY FUND	TOTAL
PRIOR BDGTS					75,000	75,000
PRIOR EXP					9,700	9,700
BUDGET C/O					65,300	65,300
2011-2012						
2012-2013						
2013-2014						
2014-2015						
2015-2016						
BEYOND 2016						
TOTAL COST					75,000	75,000

EXPENDITURE BREAKDOWN

EXPENDITURE BREAKDOWN	ENGINEERING	TESTING	LAND ACQUISITION	CONSTRUCTION	OTHER	TOTAL
PRIOR BDGTS					75,000	75,000
2011-2012						
2012-2013						
2013-2014						
2014-2015						
2015-2016						
BEYOND 2016						
TOTAL COST					75,000	75,000

PROJECT SPECIFICATIONS

PROJECT DESCRIPTION: Painting of the 138 KV step up transformer in front of the Power Plant and the masonry wall behind it for Units #3 & #4.			
PROJECT JUSTIFICATION: Existing paint is peeling.			
PROJECT PRIORITY:	A	EST TIME TO COMPLETE:	6 months
START DATE:			
OPERATING BUDGET EFFECT:	<input checked="" type="checkbox"/> NONE	<input type="checkbox"/> N/A	<input type="checkbox"/> SEE DETAIL

SHEET A 2011-2012/2015-2016 CAPITAL IMPROVEMENTS PROGRAM

PROJECT TITLE: Prescott Substation Flood Protection	PROJECT CATEGORY: Electric
PROJECT NUMBER: 721002	COUNCIL DISTRICT # N/A
DIVISION: Utilities	DEPARTMENT: Electric Distribution

PROJECT BUDGET

REVENUE BREAKDOWN

REVENUE SOURCES					UTILITY FUND	TOTAL
PRIOR BDGTS					159,000	159,000
PRIOR EXP						
BUDGET C/O					159,000	159,000
2011-2012						
2012-2013						
2013-2014						
2014-2015						
2015-2016						
BEYOND 2016						
TOTAL COST					159,000	159,000

EXPENDITURE BREAKDOWN

EXPENDITURE BREAKDOWN	ENGINEERING	TESTING	LAND ACQUISITION	CONSTRUCTION	OTHER	TOTAL
PRIOR BDGTS					159,000	159,000
2011-2012						
2012-2013						
2013-2014						
2014-2015						
2015-2016						
BEYOND 2016						
TOTAL COST					159,000	159,000

PROJECT SPECIFICATIONS

PROJECT DESCRIPTION:

Contract ring levee to protect substation from Horseshoe Drainage Canal backwater flooding.

PROJECT JUSTIFICATION:

Prevent recurrence of flood damages to substation equipment.

PROJECT PRIORITY:

A

START DATE:

EST TIME TO COMPLETE:

6 months

OPERATING BUDGET EFFECT:

 NONE

 N/A

 SEE DETAIL

SHEET A 2011-2012/2015-2016 CAPITAL IMPROVEMENTS PROGRAM

PROJECT TITLE: Buhlow Bridge Relocation - Electrical	PROJECT CATEGORY: Electric
PROJECT NUMBER: 721003	COUNCIL DISTRICT # N/A
DIVISION: Utilities	DEPARTMENT: Electric Distribution

PROJECT BUDGET**REVENUE BREAKDOWN**

REVENUE SOURCES				STATE DOTD	UTILITY FUND	TOTAL
PRIOR BDGTS				11,290	49,428	60,718
PRIOR EXP					6,806	6,806
BUDGET C/0				11,290	42,622	53,912
2011-2012						
2012-2013						
2013-2014						
2014-2015						
2015-2016						
BEYOND 2016						
TOTAL COST				11,290	49,428	60,718

EXPENDITURE BREAKDOWN

EXPENDITURE BREAKDOWN	ENGINEERING	TESTING	LAND ACQUISITION	CONSTRUCTION	OTHER	TOTAL
PRIOR BDGTS	5,000			30,000	25,718	60,718
2011-2012						
2012-2013						
2013-2014						
2014-2015						
2015-2016						
BEYOND 2016						
TOTAL COST	5,000			30,000	25,718	60,718

PROJECT SPECIFICATIONS**PROJECT DESCRIPTION:**

Relocation of Utility Infrastructure in preparation of the State's Department of Transportation and Development replacement of the O. K. Allen Bridge over Red River between Alexandria and Pineville.

PROJECT JUSTIFICATION:

The State has deemed the existing bridge as in need of replacement.

PROJECT PRIORITY: A

START DATE:

EST TIME TO COMPLETE: 6 months

OPERATING BUDGET EFFECT:

NONE

N/A

SEE DETAIL

SHEET A 2011-2012/2015-2016 CAPITAL IMPROVEMENTS PROGRAM

PROJECT TITLE: Power Generation Additions & Upgrades	PROJECT CATEGORY: Electric
PROJECT NUMBER: 721101	COUNCIL DISTRICT # N/A
DIVISION: Utilities	DEPARTMENT: Electric Production

PROJECT BUDGET**REVENUE BREAKDOWN**

REVENUE SOURCES					UTILITY FUND	TOTAL
PRIOR BDGTS					800,000	800,000
PRIOR EXP						
BUDGET C/O					800,000	800,000
2011-2012						
2012-2013						
2013-2014						
2014-2015						
2015-2016						
BEYOND 2016						
TOTAL COST					800,000	800,000

EXPENDITURE BREAKDOWN

EXPENDITURE BREAKDOWN	ENGINEERING	TESTING	LAND ACQUISITION	CONSTRUCTION	OTHER	TOTAL
PRIOR BDGTS	500,000		300,000			800,000
2011-2012						
2012-2013						
2013-2014						
2014-2015						
2015-2016						
BEYOND 2016						
TOTAL COST	500,000		300,000			800,000

PROJECT SPECIFICATIONS

PROJECT DESCRIPTION: Feasibility study for the repowering of D. G. Hunter Units #1 and #2 and/or the acquisition of additional generating assets at an alternate site.			
PROJECT JUSTIFICATION: Accomplish the City's stated goal of a self-sufficient long-term power supply option.			
PROJECT PRIORITY:	A	EST TIME TO COMPLETE:	18 months
START DATE:			
OPERATING BUDGET EFFECT:	<input checked="" type="checkbox"/> NONE	<input type="checkbox"/> N/A	<input type="checkbox"/> SEE DETAIL

SHEET A 2011-2012/2015-2016 CAPITAL IMPROVEMENTS PROGRAM

PROJECT TITLE: Turbine Inspection Units 3 & 4	PROJECT CATEGORY: Electric
PROJECT NUMBER: 721201	COUNCIL DISTRICT # N/A
DIVISION: Utilities	DEPARTMENT: Electric Production

PROJECT BUDGET

REVENUE BREAKDOWN

REVENUE SOURCES					UTILITY FUND	TOTAL
PRIOR BDGTS						
PRIOR EXP						
BUDGET C/O						
2011-2012					300,000	300,000
2012-2013						
2013-2014						
2014-2015						
2015-2016						
BEYOND 2016						
TOTAL COST					300,000	300,000

EXPENDITURE BREAKDOWN

EXPENDITURE BREAKDOWN	ENGINEERING	TESTING	LAND ACQUISITION	CONSTRUCTION	OTHER	TOTAL
PRIOR BDGTS						
2011-2012					300,000	300,000
2012-2013						
2013-2014						
2014-2015						
2015-2016						
BEYOND 2016						
TOTAL COST					300,000	300,000

PROJECT SPECIFICATIONS

PROJECT DESCRIPTION: Turbine tear down and inspection.			
PROJECT JUSTIFICATION: Required preventive maintenance.			
PROJECT PRIORITY:	A	EST TIME TO COMPLETE:	18 months
START DATE:			
OPERATING BUDGET EFFECT:	<input checked="" type="checkbox"/> NONE	<input type="checkbox"/> N/A	<input type="checkbox"/> SEE DETAIL

SHEET A 2011-2012/2015-2016 CAPITAL IMPROVEMENTS PROGRAM

PROJECT TITLE: Bearing Inspection Units 3 & 4	PROJECT CATEGORY: Electric
PROJECT NUMBER: 721202	COUNCIL DISTRICT # N/A
DIVISION: Utilities	DEPARTMENT: Electric Production

PROJECT BUDGET

REVENUE BREAKDOWN

REVENUE SOURCES					UTILITY FUND	TOTAL
PRIOR BDGTS						
PRIOR EXP						
BUDGET C/0						
2011-2012					160,000	160,000
2012-2013						
2013-2014						
2014-2015						
2015-2016						
BEYOND 2016						
TOTAL COST					160,000	160,000

EXPENDITURE BREAKDOWN

EXPENDITURE BREAKDOWN	ENGINEERING	TESTING	LAND ACQUISITION	CONSTRUCTION	OTHER	TOTAL
PRIOR BDGTS						
2011-2012					160,000	160,000
2012-2013						
2013-2014						
2014-2015						
2015-2016						
BEYOND 2016						
TOTAL COST					160,000	160,000

PROJECT SPECIFICATIONS

PROJECT DESCRIPTION: Main rotor bearing inspection.			
PROJECT JUSTIFICATION: Required preventive maintenance.			
PROJECT PRIORITY:	A	EST TIME TO COMPLETE:	18 months
START DATE:			
OPERATING BUDGET EFFECT:	<input checked="" type="checkbox"/> NONE	<input type="checkbox"/> N/A	<input type="checkbox"/> SEE DETAIL

SHEET A 2011-2012/2015-2016 CAPITAL IMPROVEMENTS PROGRAM

PROJECT TITLE: #3 & #4 Boiler Maintenance Upgrade	PROJECT CATEGORY: Electric
PROJECT NUMBER: 721203	COUNCIL DISTRICT # N/A
DIVISION: Utilities	DEPARTMENT: Electric Production

PROJECT BUDGET

REVENUE BREAKDOWN

REVENUE SOURCES					UTILITY FUND	TOTAL
PRIOR BDGTS PRIOR EXP						
BUDGET C/O						
2011-2012					250,000	250,000
2012-2013						
2013-2014						
2014-2015						
2015-2016						
BEYOND 2016						
TOTAL COST					250,000	250,000

EXPENDITURE BREAKDOWN

EXPENDITURE BREAKDOWN	ENGINEERING	TESTING	LAND ACQUISITION	CONSTRUCTION	OTHER	TOTAL
PRIOR BDGTS						
2011-2012					250,000	250,000
2012-2013						
2013-2014						
2014-2015						
2015-2016						
BEYOND 2016						
TOTAL COST					250,000	250,000

PROJECT SPECIFICATIONS

PROJECT DESCRIPTION:

Main rotor bearing inspection.

PROJECT JUSTIFICATION:

Required preventive maintenance.

PROJECT PRIORITY:

A

START DATE:

EST TIME TO COMPLETE:

18 months

OPERATING BUDGET EFFECT:

 NONE N/A SEE DETAIL

2011-2012/2015-2016 CAPITAL IMPROVEMENTS BUDGET

*****THIS PAGE LEFT BLANK*****

TABLE OF CONTENTS

	<u><i>WATER</i></u>	<u>PAGE</u>
759601	Water Well Improvement	4
750004	Replacement of Water Lines	5
750802	Flow Meters @ Pump Stations	6
750806	Pump Station Monroe Street	7
750903	Water Wells @ Adams	8
750904	Replace Well #926	9
750905	Water Wells @ Betty St	10
750906	Replace Well #911	11
750908	Test & Collector Well @ Hamilton	12
750909	Replace Ground Storage Tanks	13
751001	Water Well Reclamation	14
751002	SCADA System Upgrade	15
751003	Pump Station City Park	16
751004	Buhlow Bridge Relocation-Water	17
751101	Replace Downtown Water Mains	18
751102	CL2 Detection	19
751103	Install 36" Valve @ Shell Rd	20
751201	Martin Park Water Main Replacement	21

2011-2012

**COMBINED CAPITAL PROJECTS
SOURCES OF FUNDING SUMMARY**

WATER

PROJECT IDENTIFICATION	SALES TAXES	SALES TAX BONDS 08	LTD TX BOND 08	AD VAL TAX-08	FEDERAL FUNDS	STATE FUNDS	UTIL REV BOND 04	UTILITY FUND	TOTALS
Replace Water Lines								150,000	150,000
Replace Well #926								50,000	50,000
Water Wells @ Betty St								50,000	50,000
Replace Well #911								50,000	50,000
SCADA System Upgrade								50,000	50,000
Martin Park Water Main Rep							480,000	20,000	500,000
Total Water	0	0	0	0	0	0	480,000	370,000	850,000

2011-2012
ENTERPRISE CAPITAL PROJECTS
FIVE YEAR CAPITAL PLAN

WATER

PROJ #	PROJECT IDENTIFICATION	BUDGET C/O	FISCAL YEAR					TOTAL 5 YEAR	BEYOND 2016	TOTAL COST
			11-12	12-13	13-14	14-15	15-16			
759601	Water Well Improvement	64,125						0	712,000	776,125
750004	Replace Water Lines	77,399	150,000					150,000	800,000	1,027,399
750802	Flow Meters @ Pump Stations	20,000						0		20,000
750806	Pump Station Monroe Street	70,000						0	450,000	520,000
750903	Water Wells @ Adams	€ 88,000						0	712,000	800,000
750904	Replace Well #926	€ 44,000	50,000					50,000	256,000	350,000
750905	Water Wells @ Betty St	€ 55,000	50,000					50,000	295,000	400,000
750906	Replace Well #911	€ 55,000	50,000					50,000	350,000	455,000
750908	Test & Collector Well @ Hamilt	€ 30,000						0	1,500,000	1,530,000
750909	Replace 3 Ground Storage Tanks	€ 547,699						0		547,699
751001	Water Well Reclamation	1,863,820						0		1,863,820
751002	SCADA System Upgrade	57,000	50,000					50,000	300,000	407,000
751003	Pump Station City Park	550,970						0		550,970
751004	Buhlow Bridge Relocation-Water	59,218						0		59,218
751101	Replace Downtown Water Mains	523,111						0		523,111
751102	CL2 Detection	30,000						0		30,000
751103	Install 36" Valve @ Shell Rd	15,000						0		15,000
751201	Martin Park Water Main Rep		500,000					500,000		500,000
Total Water		4,150,342	850,000	0	0	0	0	850,000	5,375,000	10,375,342

* Project Number to be Assigned

@ New or Revised Projects

Projects to be closed

SHEET A 2011-2012/2015-2016 CAPITAL IMPROVEMENTS PROGRAM

PROJECT TITLE: Water Well Improvements	PROJECT CATEGORY: Water
PROJECT NUMBER: 759601	COUNCIL DISTRICT # N/A
DIVISION: Utilities	DEPARTMENT: Water

PROJECT BUDGET

REVENUE BREAKDOWN

REVENUE SOURCES				REVENUE BONDS-'93	UTILITY FUND	TOTAL
PRIOR BDGTS				663,256	1,385,651	2,048,907
PRIOR EXP				663,256	1,321,526	1,984,782
BUDGET C/0				0	64,125	64,125
2011-2012						
2012-2013						
2013-2014						
2014-2015						
2015-2016						
BEYOND 2016					712,000	712,000
TOTAL COST				663,256	2,097,651	2,760,907

EXPENDITURE BREAKDOWN

EXPENDITURE BREAKDOWN	ENGINEERING	TESTING	LAND ACQUISITION	CONSTRUCTION	OTHER	TOTAL
PRIOR BDGTS	332,000	17,000	160,000	1,439,907	100,000	2,048,907
2011-2012						
2012-2013						
2013-2014						
2014-2015						
2015-2016						
BEYOND 2016	36,000	1,000	80,000	483,000	112,000	712,000
TOTAL COST	368,000	18,000	240,000	1,922,907	212,000	2,760,907

PROJECT SPECIFICATIONS

PROJECT DESCRIPTION:

Drill and install new water wells in City wellfields as needed, including 2 new wells in City's well field near LSU-A.

PROJECT JUSTIFICATION:

Wells needed to replace non-productive wells to keep the City at full capacity.

PROJECT PRIORITY: B

START DATE: Ongoing

EST TIME TO COMPLETE: As Needed

OPERATING BUDGET EFFECT:

NONE

N/A

SEE DETAIL

SHEET A 2011-2012/2015-2016 CAPITAL IMPROVEMENTS PROGRAM

PROJECT TITLE: Replacement of Water Lines	PROJECT CATEGORY: Water
PROJECT NUMBER: 750004	COUNCIL DISTRICT # N/A
DIVISION: Utilities	DEPARTMENT: Water

PROJECT BUDGET

REVENUE BREAKDOWN

REVENUE SOURCES					UTILITY FUND	TOTAL
PRIOR BDGTS					998,111	998,111
PRIOR EXP					920,712	920,712
BUDGET C/0					77,399	77,399
2011-2012					150,000	150,000
2012-2013						
2013-2014						
2014-2015						
2015-2016						
BEYOND 2016					800,000	800,000
TOTAL COST					1,948,111	1,948,111

EXPENDITURE BREAKDOWN

EXPENDITURE BREAKDOWN	ENGINEERING	TESTING	LAND ACQUISITION	CONSTRUCTION	OTHER	TOTAL
PRIOR BDGTS	25,000			973,111		998,111
2011-2012				150,000		150,000
2012-2013						
2013-2014						
2014-2015						
2015-2016						
BEYOND 2016				800,000		800,000
TOTAL COST	25,000			1,923,111		1,948,111

PROJECT SPECIFICATIONS

PROJECT DESCRIPTION: Replacement of worn and inadequate water lines.			
PROJECT JUSTIFICATION: Due to growth of the City and aging, water lines will be replaced as needed.			
PROJECT PRIORITY:	A	EST TIME TO COMPLETE:	As needed
START DATE:	Ongoing	OPERATING BUDGET EFFECT:	SEE DETAIL
	<input type="checkbox"/> NONE	<input checked="" type="checkbox"/> X <input type="checkbox"/> N/A	

SHEET A 2011-2012/2015-2016 CAPITAL IMPROVEMENTS PROGRAM

PROJECT TITLE: Flow Meters at Pump Stations	PROJECT CATEGORY: Water
PROJECT NUMBER: 750802	COUNCIL DISTRICT # 2
DIVISION: Utilities	DEPARTMENT: Water

PROJECT BUDGET

REVENUE BREAKDOWN

REVENUE SOURCES					UTILITY FUND	TOTAL
PRIOR BDGTS					20,000	20,000
PRIOR EXP						
BUDGET C/0					20,000	20,000
2011-2012						
2012-2013						
2013-2014						
2014-2015						
2015-2016						
BEYOND 2016						
TOTAL COST					20,000	20,000

EXPENDITURE BREAKDOWN

EXPENDITURE BREAKDOWN	ENGINEERING	TESTING	LAND ACQUISITION	CONSTRUCTION	OTHER	TOTAL
PRIOR BDGTS	20,000					20,000
2011-2012						
2012-2013						
2013-2014						
2014-2015						
2015-2016						
BEYOND 2016						
TOTAL COST	20,000					20,000

PROJECT SPECIFICATIONS

PROJECT DESCRIPTION:
Measure water production at well site.

PROJECT JUSTIFICATION:
Verify water volume produced by each well and to have better accounting of the percent of water loss to the system

PROJECT PRIORITY: A

START DATE: 2006 **EST TIME TO COMPLETE:** 1 Year

OPERATING BUDGET EFFECT:
 NONE X N/A SEE DETAIL

SHEET A 2011-2012/2015-2016 CAPITAL IMPROVEMENTS PROGRAM

PROJECT TITLE: Pump Station - Monroe Street	PROJECT CATEGORY: Water
PROJECT NUMBER: 750806	COUNCIL DISTRICT # N/A
DIVISION: Utilities	DEPARTMENT: Water

PROJECT BUDGET

REVENUE BREAKDOWN

REVENUE SOURCES				STATE DHH LOAN	UTILITY FUND	TOTAL
PRIOR BDGTS					70,000	70,000
PRIOR EXP						
BUDGET C/0					70,000	70,000
2011-2012						
2012-2013						
2013-2014						
2014-2015						
2015-2016						
BEYOND 2016						450,000
TOTAL COST					70,000	520,000

EXPENDITURE BREAKDOWN

EXPENDITURE BREAKDOWN	ENGINEERING	TESTING	LAND ACQUISITION	CONSTRUCTION	OTHER	TOTAL
PRIOR BDGTS	70,000					70,000
2011-2012						
2012-2013						
2013-2014						
2014-2015						
2015-2016						
BEYOND 2016						450,000
TOTAL COST	70,000					520,000

PROJECT SPECIFICATIONS

PROJECT DESCRIPTION:
New pump station to be installed at Monroe Street Reservoir.

PROJECT JUSTIFICATION:
Existing station was designed in the 1940's and does not serve present needs vital for fire protection of hospital and downtown area.

PROJECT PRIORITY: A

START DATE: 2005 **EST TIME TO COMPLETE:** As needed

OPERATING BUDGET EFFECT:
 NONE X N/A SEE DETAIL

SHEET A 2011-2012/2015-2016 CAPITAL IMPROVEMENTS PROGRAM

PROJECT TITLE: Water Wells @ Adams Station	PROJECT CATEGORY: Water
PROJECT NUMBER: 750903	COUNCIL DISTRICT # 2
DIVISION: Utilities	DEPARTMENT: Water

PROJECT BUDGET

REVENUE BREAKDOWN

REVENUE SOURCES				STATE DHH LOAN	UTILITY FUND	TOTAL
PRIOR BDGTS					88,000	88,000
PRIOR EXP						
BUDGET C/O					88,000	88,000
2011-2012						
2012-2013						
2013-2014						
2014-2015						
2015-2016						
BEYOND 2016						712,000
TOTAL COST					88,000	800,000

EXPENDITURE BREAKDOWN

EXPENDITURE BREAKDOWN	ENGINEERING	TESTING	LAND ACQUISITION	CONSTRUCTION	OTHER	TOTAL
PRIOR BDGTS				88,000		88,000
2011-2012						
2012-2013						
2013-2014						
2014-2015						
2015-2016						
BEYOND 2016						712,000
TOTAL COST				88,000		800,000

PROJECT SPECIFICATIONS

PROJECT DESCRIPTION: Drill 2 wells at Adams Station.			
PROJECT JUSTIFICATION: Increase water production inside the City.			
PROJECT PRIORITY:	A	EST TIME TO COMPLETE:	1 Year
START DATE:	2006	OPERATING BUDGET EFFECT:	
	<input type="checkbox"/> NONE	<input checked="" type="checkbox"/> N/A	<input type="checkbox"/> SEE DETAIL

SHEET A 2011-2012/2015-2016 CAPITAL IMPROVEMENTS PROGRAM

PROJECT TITLE: Replace Well #926	PROJECT CATEGORY: Water
PROJECT NUMBER: 750904	COUNCIL DISTRICT # 2
DIVISION: Utilities	DEPARTMENT: Water

PROJECT BUDGET

REVENUE BREAKDOWN

REVENUE SOURCES					UTILITY FUND	TOTAL
PRIOR BDGTS					44,000	44,000
PRIOR EXP						
BUDGET C/0					44,000	44,000
2011-2012					50,000	50,000
2012-2013						
2013-2014						
2014-2015						
2015-2016						
BEYOND 2016					256,000	256,000
TOTAL COST					350,000	350,000

EXPENDITURE BREAKDOWN

EXPENDITURE BREAKDOWN	ENGINEERING	TESTING	LAND ACQUISITION	CONSTRUCTION	OTHER	TOTAL
PRIOR BDGTS	44,000					44,000
2011-2012				50,000		50,000
2012-2013						
2013-2014						
2014-2015						
2015-2016						
BEYOND 2016				256,000		256,000
TOTAL COST	44,000			306,000		350,000

PROJECT SPECIFICATIONS

PROJECT DESCRIPTION: Replace Well #926 in Kisatchie Well Field.			
PROJECT JUSTIFICATION: Continue well field construction in Kisatchie National Forest.			
PROJECT PRIORITY:	A	EST TIME TO COMPLETE:	1 Year
START DATE:	2006	OPERATING BUDGET EFFECT:	
	<input type="checkbox"/> NONE	<input checked="" type="checkbox"/> X <input type="checkbox"/> N/A	<input type="checkbox"/> SEE DETAIL

SHEET A 2011-2012/2015-2016 CAPITAL IMPROVEMENTS PROGRAM

PROJECT TITLE: Water Well at Betty Street	PROJECT CATEGORY: Water
PROJECT NUMBER: 750905	COUNCIL DISTRICT # 2
DIVISION: Utilities	DEPARTMENT: Water

PROJECT BUDGET

REVENUE BREAKDOWN

REVENUE SOURCES					UTILITY FUND	TOTAL
PRIOR BDGTS					55,000	55,000
PRIOR EXP						
BUDGET C/0					55,000	55,000
2011-2012					50,000	50,000
2012-2013						
2013-2014						
2014-2015						
2015-2016						
BEYOND 2016					295,000	295,000
TOTAL COST					400,000	400,000

EXPENDITURE BREAKDOWN

EXPENDITURE BREAKDOWN	ENGINEERING	TESTING	LAND ACQUISITION	CONSTRUCTION	OTHER	TOTAL
PRIOR BDGTS	55,000					55,000
2011-2012	50,000					50,000
2012-2013						
2013-2014						
2014-2015						
2015-2016						
BEYOND 2016				295,000		295,000
TOTAL COST	105,000			295,000		400,000

PROJECT SPECIFICATIONS

PROJECT DESCRIPTION: Drill water well at Betty Street.			
PROJECT JUSTIFICATION: Increase water production inside the City.			
PROJECT PRIORITY:	A	EST TIME TO COMPLETE:	1 Year
START DATE:	2006	OPERATING BUDGET EFFECT:	
	<input type="checkbox"/> NONE	<input checked="" type="checkbox"/> N/A	<input type="checkbox"/> SEE DETAIL

SHEET A 2011-2012/2015-2016 CAPITAL IMPROVEMENTS PROGRAM

PROJECT TITLE: Replace Well #911	PROJECT CATEGORY: Water
PROJECT NUMBER: 750906	COUNCIL DISTRICT # 2
DIVISION: Utilities	DEPARTMENT: Water

PROJECT BUDGET

REVENUE BREAKDOWN

REVENUE SOURCES					UTILITY FUND	TOTAL
PRIOR BDGTS					55,000	55,000
PRIOR EXP						
BUDGET C/0					55,000	55,000
2011-2012					50,000	50,000
2012-2013						
2013-2014						
2014-2015						
2015-2016						
BEYOND 2016					350,000	350,000
TOTAL COST					455,000	455,000

EXPENDITURE BREAKDOWN

EXPENDITURE BREAKDOWN	ENGINEERING	TESTING	LAND ACQUISITION	CONSTRUCTION	OTHER	TOTAL
PRIOR BDGTS	55,000					55,000
2011-2012	50,000					50,000
2012-2013						
2013-2014						
2014-2015						
2015-2016						
BEYOND 2016				350,000		350,000
TOTAL COST	105,000			350,000		455,000

PROJECT SPECIFICATIONS

PROJECT DESCRIPTION: Replace Well #911 in Kisatchie Well Field.			
PROJECT JUSTIFICATION: Continue well field construction in Kisatchie National Forest.			
PROJECT PRIORITY:	A	EST TIME TO COMPLETE:	1 Year
START DATE:	2006	OPERATING BUDGET EFFECT:	
	<input type="checkbox"/> NONE	<input checked="" type="checkbox"/> N/A	<input type="checkbox"/> SEE DETAIL

SHEET A 2011-2012/2015-2016 CAPITAL IMPROVEMENTS PROGRAM

PROJECT TITLE: Test & Collector Wells @ Hamilton	PROJECT CATEGORY: Water
PROJECT NUMBER: 750908	COUNCIL DISTRICT # 2
DIVISION: Utilities	DEPARTMENT: Water

PROJECT BUDGET

REVENUE BREAKDOWN

REVENUE SOURCES				STATE DHH LOAN	UTILITY FUND	TOTAL
PRIOR BDGTS					30,000	30,000
PRIOR EXP						
BUDGET C/0					30,000	30,000
2011-2012						
2012-2013						
2013-2014						
2014-2015						
2015-2016						
BEYOND 2016						1,500,000
TOTAL COST					30,000	1,530,000

EXPENDITURE BREAKDOWN

EXPENDITURE BREAKDOWN	ENGINEERING	TESTING	LAND ACQUISITION	CONSTRUCTION	OTHER	TOTAL
PRIOR BDGTS	30,000			0		30,000
2011-2012						
2012-2013						
2013-2014						
2014-2015						
2015-2016						
BEYOND 2016	150,000			1,350,000		1,500,000
TOTAL COST	180,000			1,350,000		1,530,000

PROJECT SPECIFICATIONS

PROJECT DESCRIPTION: Existing 2 million gallon storage tank built in 1992 needs water wells to fill and operate properly.	
PROJECT JUSTIFICATION: A collector well may be a good alternative to the estimated \$35 million to \$50 million Treatment Plant.	
PROJECT PRIORITY: A	EST TIME TO COMPLETE:
START DATE:	
OPERATING BUDGET EFFECT:	
<input type="checkbox"/> NONE	<input checked="" type="checkbox"/> N/A <input type="checkbox"/> SEE DETAIL

SHEET A 2011-2012/2015-2016 CAPITAL IMPROVEMENTS PROGRAM

PROJECT TITLE: Replace 100,000 Gallon Ground Storage Tanks	PROJECT CATEGORY: Water
PROJECT NUMBER: 750909	COUNCIL DISTRICT # 2
DIVISION: Utilities	DEPARTMENT: Water

PROJECT BUDGET**REVENUE BREAKDOWN**

REVENUE SOURCES				STATE DHH LOAN	UTILITY FUND	TOTAL
PRIOR BDGTS				1,606,780	214,544	1,821,324
PRIOR EXP				1,059,081	214,544	1,273,625
BUDGET C/0				547,699	0	547,699
2011-2012						
2012-2013						
2013-2014						
2014-2015						
2015-2016						
BEYOND 2016						
TOTAL COST				1,606,780	214,544	1,821,324

EXPENDITURE BREAKDOWN

EXPENDITURE BREAKDOWN	ENGINEERING	TESTING	LAND ACQUISITION	CONSTRUCTION	OTHER	TOTAL
PRIOR BDGTS	310,000			1,511,324		1,821,324
2011-2012						
2012-2013						
2013-2014						
2014-2015						
2015-2016						
BEYOND 2016						
TOTAL COST	310,000			1,511,324		1,821,324

PROJECT SPECIFICATIONS**PROJECT DESCRIPTION:**

Replace tanks at Sterkx Road and Highway 28 West.

PROJECT JUSTIFICATION:

Methane gas is present in the wells that feed these tanks. New tanks are necessary to aerate the water.

PROJECT PRIORITY:

A

START DATE:**EST TIME TO COMPLETE:****OPERATING BUDGET EFFECT:**
 NONE

 X N/A

 SEE DETAIL

SHEET A 2011-2012/2015-2016 CAPITAL IMPROVEMENTS PROGRAM

PROJECT TITLE: Water Well Reclamation	PROJECT CATEGORY: Water
PROJECT NUMBER: 751001	COUNCIL DISTRICT # 2
DIVISION: Utilities	DEPARTMENT: Water

PROJECT BUDGET

REVENUE BREAKDOWN

REVENUE SOURCES					UTILITY FUND	TOTAL
PRIOR BDGTS					2,000,000	2,000,000
PRIOR EXP					136,180	136,180
BUDGET C/0					1,863,820	1,863,820
2011-2012						
2012-2013						
2013-2014						
2014-2015						
2015-2016						
BEYOND 2016						
TOTAL COST					2,000,000	2,000,000

EXPENDITURE BREAKDOWN

EXPENDITURE BREAKDOWN	ENGINEERING	TESTING	LAND ACQUISITION	CONSTRUCTION	OTHER	TOTAL
PRIOR BDGTS	200,000			1,800,000		2,000,000
2011-2012						
2012-2013						
2013-2014						
2014-2015						
2015-2016						
BEYOND 2016						
TOTAL COST	200,000			1,800,000		2,000,000

PROJECT SPECIFICATIONS

PROJECT DESCRIPTION: Reclaim abandoned water well within the City's corporate limits.			
PROJECT JUSTIFICATION: Increasing water production inside the City would reduce dependency on the Kisatchie Well Field in time of emergency.			
PROJECT PRIORITY:	A	EST TIME TO COMPLETE:	1 Year
START DATE:	2008	OPERATING BUDGET EFFECT:	
	<input type="checkbox"/> NONE	<input checked="" type="checkbox"/> X	<input type="checkbox"/> N/A <input type="checkbox"/> SEE DETAIL

SHEET A 2011-2012/2015-2016 CAPITAL IMPROVEMENTS PROGRAM

PROJECT TITLE: SCADA System Upgrade	PROJECT CATEGORY: Water
PROJECT NUMBER: 751002	COUNCIL DISTRICT # N/A
DIVISION: Utilities	DEPARTMENT: Water

PROJECT BUDGET

REVENUE BREAKDOWN

REVENUE SOURCES					UTILITY FUND	TOTAL
PRIOR BDGTS					57,000	57,000
PRIOR EXP						
BUDGET C/0					57,000	57,000
2011-2012					50,000	50,000
2012-2013						
2013-2014						
2014-2015						
2015-2016						
BEYOND 2016					300,000	300,000
TOTAL COST					407,000	407,000

EXPENDITURE BREAKDOWN

EXPENDITURE BREAKDOWN	ENGINEERING	TESTING	LAND ACQUISITION	CONSTRUCTION	OTHER	TOTAL
PRIOR BDGTS					57,000	57,000
2011-2012					50,000	50,000
2012-2013						
2013-2014						
2014-2015						
2015-2016						
BEYOND 2016					300,000	300,000
TOTAL COST					407,000	407,000

PROJECT SPECIFICATIONS

PROJECT DESCRIPTION: Replacing existing outdated SCADA system.			
PROJECT JUSTIFICATION:			
PROJECT PRIORITY:	A	EST TIME TO COMPLETE:	As needed
START DATE:	2008	OPERATING BUDGET EFFECT:	SEE DETAIL
	NONE	X N/A	

SHEET A 2011-2012/2015-2016 CAPITAL IMPROVEMENTS PROGRAM

PROJECT TITLE: Replace Pump Station - City Park	PROJECT CATEGORY: Water
PROJECT NUMBER: 751003	COUNCIL DISTRICT # N/A
DIVISION: Utilities	DEPARTMENT: Water

PROJECT BUDGET

REVENUE BREAKDOWN

REVENUE SOURCES					UTILITY FUND	TOTAL
PRIOR BDGTS					607,000	607,000
PRIOR EXP					56,030	56,030
BUDGET C/0					550,970	550,970
2011-2012						
2012-2013						
2013-2014						
2014-2015						
2015-2016						
BEYOND 2016						
TOTAL COST					607,000	607,000

EXPENDITURE BREAKDOWN

EXPENDITURE BREAKDOWN	ENGINEERING	TESTING	LAND ACQUISITION	CONSTRUCTION	OTHER	TOTAL
PRIOR BDGTS	107,000			500,000		607,000
2011-2012						
2012-2013						
2013-2014						
2014-2015						
2015-2016						
BEYOND 2016						
TOTAL COST	107,000			500,000		607,000

PROJECT SPECIFICATIONS

PROJECT DESCRIPTION: Construction of new pump station at City Park site and removal of existing station upon completion.			
PROJECT JUSTIFICATION: Existing station was designed in the 1930's and does not meet existing pump requirements, equipment is outdated.			
PROJECT PRIORITY:	A	EST TIME TO COMPLETE:	As needed
START DATE:	2005	OPERATING BUDGET EFFECT:	SEE DETAIL
	NONE	X	N/A

SHEET A 2011-2012/2015-2016 CAPITAL IMPROVEMENTS PROGRAM

PROJECT TITLE: Buhlow Bridge Relocation - Water	PROJECT CATEGORY: Water
PROJECT NUMBER: 751004	COUNCIL DISTRICT # N/A
DIVISION: Utilities	DEPARTMENT: Water

PROJECT BUDGET

REVENUE BREAKDOWN

REVENUE SOURCES				STATE DOTD	UTILITY FUND	TOTAL
PRIOR BDGTS				33,862	43,272	77,134
PRIOR EXP					17,916	17,916
BUDGET C/0				33,862	25,356	59,218
2011-2012						
2012-2013						
2013-2014						
2014-2015						
2015-2016						
BEYOND 2016						
TOTAL COST				33,862	43,272	77,134

EXPENDITURE BREAKDOWN

EXPENDITURE BREAKDOWN	ENGINEERING	TESTING	LAND ACQUISITION	CONSTRUCTION	OTHER	TOTAL
PRIOR BDGTS					77,134	77,134
2011-2012						
2012-2013						
2013-2014						
2014-2015						
2015-2016						
BEYOND 2016						
TOTAL COST					77,134	77,134

PROJECT SPECIFICATIONS

PROJECT DESCRIPTION: Relocation of Utility Infrastructure in preparation of the State's Department of Transportation and Development replacement of the O. K. Allen Bridge over Red River between Alexandria and Pineville.			
PROJECT JUSTIFICATION: The State has deemed the existing bridge as in need of replacement.			
PROJECT PRIORITY:	A	EST TIME TO COMPLETE:	6 months
START DATE:	2010	OPERATING BUDGET EFFECT:	
	<input type="checkbox"/> NONE	<input checked="" type="checkbox"/> N/A	<input type="checkbox"/> SEE DETAIL

SHEET A 2011-2012/2015-2016 CAPITAL IMPROVEMENTS PROGRAM

PROJECT TITLE: Replace Downtown Water Mains	PROJECT CATEGORY: Water
PROJECT NUMBER: 751101	COUNCIL DISTRICT # N/A
DIVISION: Utilities	DEPARTMENT: Water

PROJECT BUDGET

REVENUE BREAKDOWN

REVENUE SOURCES				STATE DHH LOAN	UTILITY FUND	TOTAL
PRIOR BDGTS				2,783,220		2,783,220
PRIOR EXP				2,260,109		2,260,109
BUDGET C/0				523,111		523,111
2011-2012						
2012-2013						
2013-2014						
2014-2015						
2015-2016						
BEYOND 2016						
TOTAL COST				2,783,220		2,783,220

EXPENDITURE BREAKDOWN

EXPENDITURE BREAKDOWN	ENGINEERING	TESTING	LAND ACQUISITION	CONSTRUCTION	OTHER	TOTAL
PRIOR BDGTS	140,000			2,643,220		2,783,220
2011-2012						
2012-2013						
2013-2014						
2014-2015						
2015-2016						
BEYOND 2016						
TOTAL COST	140,000			2,643,220		2,783,220

PROJECT SPECIFICATIONS

PROJECT DESCRIPTION: Replace existing downtown water mains.			
PROJECT JUSTIFICATION: Existing lines have to be flushed weekly due to age and condition of lines. Installation of these lines vary from the 1890's to the 1940's.			
PROJECT PRIORITY:	A	EST TIME TO COMPLETE:	As needed
START DATE:	2005	OPERATING BUDGET EFFECT:	SEE DETAIL
	<input type="checkbox"/> NONE	<input checked="" type="checkbox"/> N/A	

SHEET A 2011-2012/2015-2016 CAPITAL IMPROVEMENTS PROGRAM

PROJECT TITLE: CL2 Detection	PROJECT CATEGORY: Water
PROJECT NUMBER: 751102	COUNCIL DISTRICT # N/A
DIVISION: Utilities	DEPARTMENT: Water

PROJECT BUDGET

REVENUE BREAKDOWN

REVENUE SOURCES					UTILITY FUND	TOTAL
PRIOR BDGTS					30,000	30,000
PRIOR EXP						
BUDGET C/0					30,000	30,000
2011-2012						
2012-2013						
2013-2014						
2014-2015						
2015-2016						
BEYOND 2016						
TOTAL COST					30,000	30,000

EXPENDITURE BREAKDOWN

EXPENDITURE BREAKDOWN	ENGINEERING	TESTING	LAND ACQUISITION	CONSTRUCTION	OTHER	TOTAL
PRIOR BDGTS					30,000	30,000
2011-2012						
2012-2013						
2013-2014						
2014-2015						
2015-2016						
BEYOND 2016						
TOTAL COST					30,000	30,000

PROJECT SPECIFICATIONS

PROJECT DESCRIPTION: Installation of CL2 Detection equipment at each chlorine site.			
PROJECT JUSTIFICATION: Due to the use and storage of chlorine at 12 sites, EPA requires detection systems in place for safety measures.			
PROJECT PRIORITY:	A	EST TIME TO COMPLETE:	6 months
START DATE:	2010	OPERATING BUDGET EFFECT:	
	<input type="checkbox"/> NONE	<input checked="" type="checkbox"/> N/A	<input type="checkbox"/> SEE DETAIL

SHEET A 2011-2012/2015-2016 CAPITAL IMPROVEMENTS PROGRAM

PROJECT TITLE: Install 36" Valve at Shell Road	PROJECT CATEGORY: Water
PROJECT NUMBER: 751103	COUNCIL DISTRICT # N/A
DIVISION: Utilities	DEPARTMENT: Water

PROJECT BUDGET

REVENUE BREAKDOWN

REVENUE SOURCES					UTILITY FUND	TOTAL
PRIOR BDGTS					15,000	15,000
PRIOR EXP						
BUDGET C/0					15,000	15,000
2011-2012						
2012-2013						
2013-2014						
2014-2015						
2015-2016						
BEYOND 2016						
TOTAL COST					15,000	15,000

EXPENDITURE BREAKDOWN

EXPENDITURE BREAKDOWN	ENGINEERING	TESTING	LAND ACQUISITION	CONSTRUCTION	OTHER	TOTAL
PRIOR BDGTS					15,000	15,000
2011-2012						
2012-2013						
2013-2014						
2014-2015						
2015-2016						
BEYOND 2016						
TOTAL COST					15,000	15,000

PROJECT SPECIFICATIONS

PROJECT DESCRIPTION: Replace 36" Valve at Shell Road.			
PROJECT JUSTIFICATION: Valve is needed to control the water flow to the Rosalino Storage Tank. Control was previously done from the Valve at the International Paper Plant. Due to the plant's closure, a control valve is needed on Shell Road.			
PROJECT PRIORITY:	A	EST TIME TO COMPLETE:	6 months
START DATE:	2010	OPERATING BUDGET EFFECT:	NONE
		X	N/A
			SEE DETAIL

SHEET A 2011-2012/2015-2016 CAPITAL IMPROVEMENTS PROGRAM

PROJECT TITLE: Martin Park Water Main Replacement	PROJECT CATEGORY: Water
PROJECT NUMBER: 751201	COUNCIL DISTRICT # N/A
DIVISION: Utilities	DEPARTMENT: Water

PROJECT BUDGET

REVENUE BREAKDOWN

REVENUE SOURCES				REVENUE BONDS-2008	UTILITY FUND	TOTAL
PRIOR BDGTS						
PRIOR EXP						
BUDGET C/O						
2011-2012				480,000	20,000	500,000
2012-2013						
2013-2014						
2014-2015						
2015-2016						
BEYOND 2016						
TOTAL COST				480,000	20,000	500,000

EXPENDITURE BREAKDOWN

EXPENDITURE BREAKDOWN	ENGINEERING	TESTING	LAND ACQUISITION	CONSTRUCTION	OTHER	TOTAL
PRIOR BDGTS						
2011-2012	50,000			450,000		500,000
2012-2013						
2013-2014						
2014-2015						
2015-2016						
BEYOND 2016						
TOTAL COST	50,000			450,000		500,000

PROJECT SPECIFICATIONS

PROJECT DESCRIPTION:			
PROJECT JUSTIFICATION:			
PROJECT PRIORITY:	A	EST TIME TO COMPLETE:	6 months
START DATE:	2010	OPERATING BUDGET EFFECT:	
		<input checked="" type="checkbox"/> NONE	<input checked="" type="checkbox"/> N/A
		<input type="checkbox"/> SEE DETAIL	

CITY OF ALEXANDRIA

2011-2012/2015-2016 CAPITAL IMPROVEMENTS BUDGET

THIS PAGE LEFT BLANK

TABLE OF CONTENTS

	<u>GAS</u>		<u>PAGE</u>
780901	Gas Replacement-Martin Park Subdivision	4
781001	Buhlow Bridge Relocation-Gas	5
781201	Gas Transmission Addition	6

2011-2012

**COMBINED CAPITAL PROJECTS
SOURCES OF FUNDING SUMMARY**

GAS

PROJECT IDENTIFICATION	SALES TAXES	SALES TAX BONDS 08	LTD TX BOND 08	AD VAL TAX- 08	FEDERAL FUNDS	STATE FUNDS	UTIL REV BOND 04	UTILITY FUND	TOTALS
Martin Park Gas Main Rep								750,000	750,000
Gas Transmission Addition								411,047	411,047
Total Gas	0	0	0	0	0	0	0	1,161,047	1,161,047

2011-2012

ENTERPRISE CAPITAL PROJECTS
FIVE YEAR CAPITAL PLAN

GAS

PROJ #	PROJECT IDENTIFICATION	BUDGET C/O	FISCAL YEAR					TOTAL 5 YEAR	BEYOND 2016	TOTAL COST	
			11-12	12-13	13-14	14-15	15-16				
780901	Martin Park Gas Main Rep @	31,271	750,000	750,000				1,500,000		1,531,271	
781001	Buhlow Bridge Relocation-Gas	8,923						0		8,923	
781201	Gas Transmission Addition	0	411,047					411,047		411,047	
Total Gas			40,194	1,161,047	750,000	0	0	0	1,911,047	0	1,951,241

- * Project Number to be Assigned
- @ New or Revised Projects
- Projects to be closed

SHEET A 2011-2012/2015-2016 CAPITAL IMPROVEMENTS PROGRAM

PROJECT TITLE: Gas Replacement-Martin Park Subdivision	PROJECT CATEGORY: Gas
PROJECT NUMBER: 780901	COUNCIL DISTRICT #
DIVISION: Utilities	DEPARTMENT: Gas

PROJECT BUDGET

REVENUE BREAKDOWN

REVENUE SOURCES					UTILITY FUND	TOTAL
PRIOR BDGTS					160,000	160,000
PRIOR EXP					128,729	128,729
BUDGET C/O					31,271	31,271
2011-2012					750,000	750,000
2012-2013					750,000	750,000
2013-2014						
2014-2015						
2015-2016						
BEYOND 2016						
TOTAL COST					1,660,000	1,660,000

EXPENDITURE BREAKDOWN

EXPENDITURE BREAKDOWN	ENGINEERING	TESTING	LAND ACQUISITION	CONSTRUCTION	OTHER	TOTAL
PRIOR BDGTS	134,750	18,000	7,250			160,000
2011-2012				750,000		750,000
2012-2013				750,000		750,000
2013-2014						
2014-2015						
2015-2016						
BEYOND 2016						
TOTAL COST	134,750	18,000	7,250	1,500,000		1,660,000

PROJECT DESCRIPTION:

Replacement and reconstruction of Martin Park Subdivision, Zone 21 gas distribution system for the area from Horseshoe Drive to Spencer Street and from Manor Drive to Mansour Avenue. This project will include a gas regulator station, 2" through 4" mains and new service lines and assemblies.

PROJECT JUSTIFICATION:

The existing gas lines in this area are antiquated and leak prone causing a very hazardous situation. This work will upgrade the area's gas system and reduce the probability of hazardous gas problems.

PROJECT PRIORITY:	A	EST TIME TO COMPLETE:	22 months
START DATE:	2005		
OPERATING BUDGET EFFECT:	<input checked="" type="checkbox"/> NONE	<input checked="" type="checkbox"/> N/A	<input type="checkbox"/> SEE DETAIL

SHEET A 2011-2012/2015-2016 CAPITAL IMPROVEMENTS PROGRAM

PROJECT TITLE: Buhlow Bridge Relocation - Gas	PROJECT CATEGORY: Gas
PROJECT NUMBER: 781001	COUNCIL DISTRICT #
DIVISION: Utilities	DEPARTMENT: Gas

PROJECT BUDGET

REVENUE BREAKDOWN

REVENUE SOURCES				STATE DOTD	UTILITY FUND	TOTAL
PRIOR BDGTS				77,641	138,143	215,784
PRIOR EXP				77,641	129,220	206,861
BUDGET C/0				(0)	8,923	8,923
2011-2012						
2012-2013						
2013-2014						
2014-2015						
2015-2016						
BEYOND 2016						
TOTAL COST				77,641	138,143	215,784

EXPENDITURE BREAKDOWN

EXPENDITURE BREAKDOWN	ENGINEERING	TESTING	LAND ACQUISITION	CONSTRUCTION	OTHER	TOTAL
PRIOR BDGTS					215,784	215,784
2011-2012						
2012-2013						
2013-2014						
2014-2015						
2015-2016						
BEYOND 2016						
TOTAL COST					215,784	215,784

PROJECT DESCRIPTION:

Relocation of Utility Infrastructure in preparation of the State's Department of Transportation and Development replacement of the O. K. Allen Bridge over Red River between Alexandria and Pineville.

PROJECT JUSTIFICATION:

The State has deemed the existing bridge as in need of replacement.

PROJECT PRIORITY: A

START DATE: 2005

EST TIME TO COMPLETE:

6 months

OPERATING BUDGET EFFECT:

NONE

N/A

SEE DETAIL

SHEET A 2011-2012/2015-2016 CAPITAL IMPROVEMENTS PROGRAM

PROJECT TITLE: Gas Transmission Addition	PROJECT CATEGORY: Gas
PROJECT NUMBER: 781201	COUNCIL DISTRICT #
DIVISION: Utilities	DEPARTMENT: Gas

PROJECT BUDGET

REVENUE BREAKDOWN

REVENUE SOURCES					UTILITY FUND	TOTAL
PRIOR BDGTS						
PRIOR EXP						
BUDGET C/0						
2011-2012					411,047	411,047
2012-2013						
2013-2014						
2014-2015						
2015-2016						
BEYOND 2016						
TOTAL COST					411,047	411,047

EXPENDITURE BREAKDOWN

EXPENDITURE BREAKDOWN	ENGINEERING	TESTING	LAND ACQUISITION	CONSTRUCTION	OTHER	TOTAL
PRIOR BDGTS						
2011-2012					411,047	411,047
2012-2013						
2013-2014						
2014-2015						
2015-2016						
BEYOND 2016						
TOTAL COST					411,047	411,047

PROJECT DESCRIPTION:

PROJECT JUSTIFICATION:

PROJECT PRIORITY: A

START DATE: 2005

EST TIME TO COMPLETE: 6 months

OPERATING BUDGET EFFECT:

NONE

N/A

SEE DETAIL

O. WASTEWATER

TABLE OF CONTENTS

		<u>WASTEWATER</u>	<u>PAGE</u>
818901	Sewer Line Rehab & Replacement	4
810602	Sewer Trunk Main Hwy 1	5
810702	Ramada Inn Force Main	6
810802	SCADA System Upgrade	7
810804	Hwy 1 North Sewer Ext	8
810806	Wastewater Imp - Versailles Ext	9
810901	Shirley Park Lift Station	10
810902	England Air Park Lift Station	11
810903	Control Panel Upgrades	12
810904	Collection/Treatment Painting	13
810905	Influent Flow Meter Vault	14
*	Atwood Station Odor Control	15
*	Treatment Plant Drainage	16
*	Lift Station Stand by Power	17

2011-2012

**COMBINED CAPITAL PROJECTS
SOURCES OF FUNDING SUMMARY**

WASTEWATER

PROJECT IDENTIFICATION	SALES TAXES	SALES TAX BONDS 08	LTD TX BOND 08	AD VAL TAX-08	FEDERAL FUNDS	STATE FUNDS	UTIL REV BOND 04	UTILITY FUND	TOTALS
Sewer Line Rehab & Replacement								750,000	750,000
Total Wastewater	0	0	0	0	0	0	0	750,000	750,000

2011-2012
ENTERPRISE CAPITAL PROJECTS
FIVE YEAR CAPITAL PLAN

WASTEWATER

PROJ #	PROJECT IDENTIFICATION	BUDGET C/O	FISCAL YEAR					TOTAL 5 YEAR	BEYOND 2016	TOTAL COST
			11-12	12-13	13-14	14-15	15-16			
818901	Sewer Line Rehab & Replacemer	533,696	750,000					750,000		1,283,696
810602	Sewer Trunk Main Hwy 1	40,000						0		40,000
810702	Ramada Inn Force Main	89,500						0		89,500
810802	SCADA System Upgrade	6,286						0	550,000	556,286
810804	Hwy 1 North Sewer Ext	244,137						0	450,000	694,137
810806	Wastewater Imp - Versailles Ext @	952,610						0		952,610
810901	Shirley Park Lift Station @	23,550		587,450				587,450		611,000
810902	England Air Park Lift Station @	60,000						0	800,000	860,000
810903	Control Panel Upgrades @	17,510						0		17,510
810904	Collection/Treatment Painting @	790,000						0		790,000
810905	Influent Flow Meter Vault @	35,000						0	300,000	335,000
*	Arwood Station Odor Control	0		95,000				95,000		95,000
*	Treatment Plant Drainage	0		465,000				465,000		465,000
*	Lift Station Stand by Power	0		256,400				256,400		256,400
Total Wastewater		2,792,289	750,000	1,403,850	0	0	0	2,153,850	2,100,000	7,046,139

* Project Number to be Assigned

@ New or Revised Projects

Projects to be closed

SHEET A 2011-2012/2015-2016 CAPITAL IMPROVEMENTS PROGRAM

PROJECT TITLE: Sewer Line Rehabilitation	PROJECT CATEGORY: Wastewater
PROJECT NUMBER: 818901	COUNCIL DISTRICT # N/A
DIVISION: Utilities	DEPARTMENT: Wastewater

PROJECT BUDGET

REVENUE BREAKDOWN

REVENUE SOURCES					UTILITY FUND	TOTAL
PRIOR BDGTS					7,942,766	7,942,766
PRIOR EXP					7,409,070	7,409,070
BUDGET C/0					533,696	533,696
2011-2012					750,000	750,000
2012-2013						
2013-2014						
2014-2015						
2015-2016						
BEYOND 2016						
TOTAL COST					8,692,766	8,692,766

EXPENDITURE BREAKDOWN

EXPENDITURE BREAKDOWN	ENGINEERING	TESTING	LAND ACQUISITION	CONSTRUCTION	OTHER	TOTAL
PRIOR BDGTS	740,000			7,202,766		7,942,766
2011-2012				750,000		750,000
2012-2013						
2013-2014						
2014-2015						
2015-2016						
BEYOND 2016						
TOTAL COST	740,000			7,952,766		8,692,766

PROJECT SPECIFICATIONS

PROJECT DESCRIPTION: Sewer line rehabilitation.			
PROJECT JUSTIFICATION: Repair, reline or replace deteriorated mains, manholes and services that are identified as causing excess infiltration and inflow into the collection system. This project addresses our entire collection system. Increased cost are to ensure EPA compliance in coming years. We have received correspondence for the EPA urging the reimplementation of this program.			
PROJECT PRIORITY:	A		
START DATE:	On Going	EST TIME TO COMPLETE:	As Needed
OPERATING BUDGET EFFECT:	<input checked="" type="checkbox"/> NONE	<input type="checkbox"/> N/A	<input type="checkbox"/> SEE DETAIL

SHEET A 2011-2012/2015-2016 CAPITAL IMPROVEMENTS PROGRAM

PROJECT TITLE: Sewer Trunk Main Hwy 1	PROJECT CATEGORY: Wastewater
PROJECT NUMBER: 810602	COUNCIL DISTRICT # 2
DIVISION: Utilities	DEPARTMENT: Wastewater

PROJECT BUDGET

REVENUE BREAKDOWN

REVENUE SOURCES					UTILITY FUND	TOTAL
PRIOR BDGTS					40,000	40,000
PRIOR EXP						
BUDGET C/O					40,000	40,000
2011-2012						
2012-2013						
2013-2014						
2014-2015						
2015-2016						
BEYOND 2016						
TOTAL COST					40,000	40,000

EXPENDITURE BREAKDOWN

EXPENDITURE BREAKDOWN	ENGINEERING	TESTING	LAND ACQUISITION	CONSTRUCTION	OTHER	TOTAL
PRIOR BDGTS				40,000		40,000
2011-2012						
2012-2013						
2013-2014						
2014-2015						
2015-2016						
BEYOND 2016						
TOTAL COST				40,000		40,000

PROJECT SPECIFICATIONS

PROJECT DESCRIPTION:
Construction of a 12" Gravity Sewer Interceptor along LA Highway 1.

PROJECT JUSTIFICATION:
This line will service properties along LA 1 from Enterprise Road to Port Road as development occurs.

PROJECT PRIORITY: A

START DATE: 2006 **EST TIME TO COMPLETE:** 6 months

OPERATING BUDGET EFFECT:
 NONE N/A SEE DETAIL

SHEET A 2011-2012/2015-2016 CAPITAL IMPROVEMENTS PROGRAM

PROJECT TITLE: Ramada Inn Force Main Replacement	PROJECT CATEGORY: Wastewater
PROJECT NUMBER: 810702	COUNCIL DISTRICT # 2
DIVISION: Utilities	DEPARTMENT: Wastewater

PROJECT BUDGET

REVENUE BREAKDOWN

REVENUE SOURCES					UTILITY FUND	TOTAL
PRIOR BDGTS					89,500	89,500
PRIOR EXP						
BUDGET C/O					89,500	89,500
2011-2012						
2012-2013						
2013-2014						
2014-2015						
2015-2016						
BEYOND 2016						
TOTAL COST					89,500	89,500

EXPENDITURE BREAKDOWN

EXPENDITURE BREAKDOWN	ENGINEERING	TESTING	LAND ACQUISITION	CONSTRUCTION	OTHER	TOTAL
PRIOR BDGTS	8,000	1,500		80,000		89,500
2011-2012						
2012-2013						
2013-2014						
2014-2015						
2015-2016						
BEYOND 2016						
TOTAL COST	8,000	1,500		80,000		89,500

PROJECT SPECIFICATIONS

PROJECT DESCRIPTION:
Replacement of approximately 2500' of 6" force main that serves the Ramada Inn Lift Station.

PROJECT JUSTIFICATION:
Existing force main has had numerous failures and is in need of replacement.

PROJECT PRIORITY: B

START DATE: 2005 **EST TIME TO COMPLETE:** 2 months

OPERATING BUDGET EFFECT:
 NONE N/A SEE DETAIL

SHEET A 2011-2012/2015-2016 CAPITAL IMPROVEMENTS PROGRAM

PROJECT TITLE: SCADA System Upgrade	PROJECT CATEGORY: Wastewater
PROJECT NUMBER: 810802	COUNCIL DISTRICT # 2
DIVISION: Utilities	DEPARTMENT: Wastewater

PROJECT BUDGET**REVENUE BREAKDOWN**

REVENUE SOURCES				STATE DEQ LOAN	UTILITY FUND	TOTAL
PRIOR BDGTS					150,000	150,000
PRIOR EXP					143,714	143,714
BUDGET C/0					6,286	6,286
2011-2012						
2012-2013						
2013-2014						
2014-2015						
2015-2016						
BEYOND 2016				550,000		550,000
TOTAL COST				550,000	150,000	700,000

EXPENDITURE BREAKDOWN

EXPENDITURE BREAKDOWN	ENGINEERING	TESTING	LAND ACQUISITION	CONSTRUCTION	OTHER	TOTAL
PRIOR BDGTS	42,000			108,000		150,000
2011-2012						
2012-2013						
2013-2014						
2014-2015						
2015-2016						
BEYOND 2016				550,000		550,000
TOTAL COST	42,000			658,000		700,000

PROJECT SPECIFICATIONS**PROJECT DESCRIPTION:**

Upgrade existing INTRAC sites to MOSCAD and add additional lift station sites to remote status.

PROJECT JUSTIFICATION:

Existing support to INTRAC sites is becoming obsolete. Upgrade to MOSCAD will ensure much needed support. Additional lift stations sites to be included for early warning of potential overflows.

PROJECT PRIORITY:

A

START DATE:

2011

EST TIME TO COMPLETE:

6 months

OPERATING BUDGET EFFECT:
 NONE

 N/A

 SEE DETAIL

SHEET A 2011-2012/2015-2016 CAPITAL IMPROVEMENTS PROGRAM

PROJECT TITLE: Highway 1 North Sewer Extension	PROJECT CATEGORY: Wastewater
PROJECT NUMBER: 810804	COUNCIL DISTRICT # 2
DIVISION: Utilities	DEPARTMENT: Wastewater

PROJECT BUDGET

REVENUE BREAKDOWN

REVENUE SOURCES				STATE DEQ LOAN	UTILITY FUND	TOTAL
PRIOR BDGTS					499,200	499,200
PRIOR EXP					255,063	255,063
BUDGET C/0					244,137	244,137
2011-2012						
2012-2013						
2013-2014						
2014-2015						
2015-2016						
BEYOND 2016				450,000		450,000
TOTAL COST				450,000	499,200	949,200

EXPENDITURE BREAKDOWN

EXPENDITURE BREAKDOWN	ENGINEERING	TESTING	LAND ACQUISITION	CONSTRUCTION	OTHER	TOTAL
PRIOR BDGTS	32,000	2,200		465,000		499,200
2011-2012						
2012-2013						
2013-2014						
2014-2015						
2015-2016						
BEYOND 2016				450,000		450,000
TOTAL COST	32,000	2,200		915,000		949,200

PROJECT SPECIFICATIONS

PROJECT DESCRIPTION:

Extension of 12" gravity sewer to serve ongoing and future development along Highway 1 North.

PROJECT JUSTIFICATION:

Numerous developments in this area are ongoing with future developments planned. Currently, there is no gravity sewer service in this area.

PROJECT PRIORITY: B

START DATE: 2007

EST TIME TO COMPLETE:

1 Year

OPERATING BUDGET EFFECT:

 NONE

 N/A

 SEE DETAIL

SHEET A 2011-2012/2015-2016 CAPITAL IMPROVEMENTS PROGRAM

PROJECT TITLE: Wastewater Improvements - Versailles Ext	PROJECT CATEGORY: Wastewater
PROJECT NUMBER: 810806	COUNCIL DISTRICT # All
DIVISION: Utilities	DEPARTMENT: Wastewater

PROJECT BUDGET

REVENUE BREAKDOWN

REVENUE SOURCES					REVENUE BONDS-2004	TOTAL
PRIOR BDGTS					4,232,188	4,232,188
PRIOR EXP					3,279,578	3,279,578
BUDGET C/0					952,610	952,610
2011-2012						
2012-2013						
2013-2014						
2014-2015						
2015-2016						
BEYOND 2016						
TOTAL COST					4,232,188	4,232,188

EXPENDITURE BREAKDOWN

EXPENDITURE BREAKDOWN	ENGINEERING	TESTING	LAND ACQUISITION	CONSTRUCTION	OTHER	TOTAL
PRIOR BDGTS				4,232,188		4,232,188
2011-2012						
2012-2013						
2013-2014						
2014-2015						
2015-2016						
BEYOND 2016						
TOTAL COST				4,232,188		4,232,188

PROJECT SPECIFICATIONS

PROJECT DESCRIPTION:

Construct utility infrastructure in conjunction with the road and drainage construction extending Versailles Boulevard.

PROJECT JUSTIFICATION:

In the event that electrical power fails, this unit will insure uninterrupted power to the Treatment Plant Headworks, which safeguard against any potential by pass. Will also supply power to drinking water lab and wastewater lab housed in Administration Building for the testing instrumentation required by State and Federal guidelines.

PROJECT PRIORITY: A

START DATE: 2007

EST TIME TO COMPLETE:

3 years

OPERATING BUDGET EFFECT:

 NONE

 X N/A

 SEE DETAIL

SHEET A 2011-2012/2015-2016 CAPITAL IMPROVEMENTS PROGRAM

PROJECT TITLE: Shirley Park Lift Station Replacement	PROJECT CATEGORY: Wastewater
PROJECT NUMBER: 810901	COUNCIL DISTRICT # 2
DIVISION: Utilities	DEPARTMENT: Wastewater

PROJECT BUDGET**REVENUE BREAKDOWN**

REVENUE SOURCES					UTILITY FUND	TOTAL
PRIOR BDGTS					23,550	23,550
PRIOR EXP						
BUDGET C/0					23,550	23,550
2011-2012						
2012-2013					587,450	587,450
2013-2014						
2014-2015						
2015-2016						
BEYOND 2016						
TOTAL COST					611,000	611,000

EXPENDITURE BREAKDOWN

EXPENDITURE BREAKDOWN	ENGINEERING	TESTING	LAND ACQUISITION	CONSTRUCTION	OTHER	TOTAL
PRIOR BDGTS	23,550					23,550
2011-2012						
2012-2013	56,000	2,950		528,500		587,450
2013-2014						
2014-2015						
2015-2016						
BEYOND 2016						
TOTAL COST	79,550	2,950		528,500		611,000

PROJECT SPECIFICATIONS**PROJECT DESCRIPTION:**

Installation of a modern below ground duplex pump package with high efficiency pumps.

PROJECT JUSTIFICATION:

Existing station is equipped with an antiquated horizontal axial flow pump. Parts and support are no longer available.

PROJECT PRIORITY:

A

START DATE: 2006**EST TIME TO COMPLETE:**

6 months

OPERATING BUDGET EFFECT:
 NONE

 X N/A

 SEE DETAIL

SHEET A 2011-2012/2015-2016 CAPITAL IMPROVEMENTS PROGRAM

PROJECT TITLE: England Air Park Lift Station	PROJECT CATEGORY: Wastewater
PROJECT NUMBER: 810902	COUNCIL DISTRICT # 2
DIVISION: Utilities	DEPARTMENT: Wastewater

PROJECT BUDGET

REVENUE BREAKDOWN

REVENUE SOURCES				STATE DEQ LOAN	UTILITY FUND	TOTAL
PRIOR BDGTS PRIOR EXP					60,000	60,000
BUDGET C/0					60,000	60,000
2011-2012						
2012-2013						
2013-2014						
2014-2015						
2015-2016						
BEYOND 2016				800,000		800,000
TOTAL COST				800,000	60,000	860,000

EXPENDITURE BREAKDOWN

EXPENDITURE BREAKDOWN	ENGINEERING	TESTING	LAND ACQUISITION	CONSTRUCTION	OTHER	TOTAL
PRIOR BDGTS	45,000	1,500		13,500		60,000
2011-2012						
2012-2013						
2013-2014						
2014-2015						
2015-2016						
BEYOND 2016	71,000	1,000		728,000		800,000
TOTAL COST	116,000	2,500		741,500		860,000

PROJECT SPECIFICATIONS

PROJECT DESCRIPTION:

Installation of modern underground duplex pump station.

PROJECT JUSTIFICATION:

Existing station is in poor condition and needs replacement. Parts for this type of station are obsolete. Replacement would be more efficient.

PROJECT PRIORITY:

A

START DATE:

2006

EST TIME TO COMPLETE:

2-3 months

OPERATING BUDGET EFFECT:

 NONE

 N/A

 SEE DETAIL

SHEET A 2011-2012/2015-2016 CAPITAL IMPROVEMENTS PROGRAM

PROJECT TITLE: Control Panel Upgrades	PROJECT CATEGORY: Wastewater
PROJECT NUMBER: 810903	COUNCIL DISTRICT # All
DIVISION: Utilities	DEPARTMENT: Wastewater

PROJECT BUDGET

REVENUE BREAKDOWN

REVENUE SOURCES					UTILITY FUND	TOTAL
PRIOR BDGTS					142,000	142,000
PRIOR EXP					124,490	124,490
BUDGET C/0					17,510	17,510
2011-2012						
2012-2013						
2013-2014						
2014-2015						
2015-2016						
BEYOND 2016						
TOTAL COST					142,000	142,000

EXPENDITURE BREAKDOWN

EXPENDITURE BREAKDOWN	ENGINEERING	TESTING	LAND ACQUISITION	CONSTRUCTION	OTHER	TOTAL
PRIOR BDGTS	60,000			82,000		142,000
2011-2012						
2012-2013						
2013-2014						
2014-2015						
2015-2016						
BEYOND 2016						
TOTAL COST	60,000			82,000		142,000

PROJECT SPECIFICATIONS

PROJECT DESCRIPTION:

Change out existing control panels and miscellaneous electrical at Casson Street, Masonic Drive, Upper Third, and Atwood Pumping Stations.

PROJECT JUSTIFICATION:

Existing control panels are antiquated and high maintenance. Replace with modern PLC controllers. Lighting and switches are worn and in need of replacement.

PROJECT PRIORITY: A

START DATE: 2007

EST TIME TO COMPLETE: 6 months

OPERATING BUDGET EFFECT:

 NONE

 X N/A

 SEE DETAIL

SHEET A 2011-2012/2015-2016 CAPITAL IMPROVEMENTS PROGRAM

PROJECT TITLE: Collection/Treatment Painting Project	PROJECT CATEGORY: Wastewater
PROJECT NUMBER: 810904	COUNCIL DISTRICT # 2
DIVISION: Utilities	DEPARTMENT: Wastewater

PROJECT BUDGET

REVENUE BREAKDOWN

REVENUE SOURCES					UTILITY FUND	TOTAL
PRIOR BDGTS					790,000	790,000
PRIOR EXP						
BUDGET C/0					790,000	790,000
2011-2012						
2012-2013						
2013-2014						
2014-2015						
2015-2016						
BEYOND 2016						
TOTAL COST					790,000	790,000

EXPENDITURE BREAKDOWN

EXPENDITURE BREAKDOWN	ENGINEERING	TESTING	LAND ACQUISITION	CONSTRUCTION	OTHER	TOTAL
PRIOR BDGTS	75,000			715,000		790,000
2011-2012						
2012-2013						
2013-2014						
2014-2015						
2015-2016						
BEYOND 2016						
TOTAL COST	75,000			715,000		790,000

PROJECT SPECIFICATIONS

PROJECT DESCRIPTION:

Painting of buildings & equipment at the following locations: Casson Street Lift Station, Masonic Drive Lift Station, Atwood Lift Station, In-Plant Lift Station, Sludge Thickener Tanks and Sludge Hopper at Solids Handling Building.

PROJECT JUSTIFICATION:

Paint on these structures and equipment is severely deteriorated. Work is needed to maintain structural integrity.

PROJECT PRIORITY: A

START DATE: 2005

EST TIME TO COMPLETE:

As needed

OPERATING BUDGET EFFECT:

 NONE

 N/A

 SEE DETAIL

SHEET A 2011-2012/2015-2016 CAPITAL IMPROVEMENTS PROGRAM

PROJECT TITLE: Influent Flow Meter Vault	PROJECT CATEGORY: Wastewater
PROJECT NUMBER: 810905	COUNCIL DISTRICT # 2
DIVISION: Utilities	DEPARTMENT: Wastewater

PROJECT BUDGET**REVENUE BREAKDOWN**

REVENUE SOURCES				STATE DEQ LOAN	UTILITY FUND	TOTAL
PRIOR BDGTS PRIOR EXP					35,000	35,000
BUDGET C/0					35,000	35,000
2011-2012						
2012-2013						
2013-2014						
2014-2015						
2015-2016						
BEYOND 2016				300,000		300,000
TOTAL COST				300,000	35,000	335,000

EXPENDITURE BREAKDOWN

EXPENDITURE BREAKDOWN	ENGINEERING	TESTING	LAND ACQUISITION	CONSTRUCTION	OTHER	TOTAL
PRIOR BDGTS	35,000					35,000
2011-2012						
2012-2013						
2013-2014						
2014-2015						
2015-2016						
BEYOND 2016		3,000		297,000		300,000
TOTAL COST	35,000	3,000		297,000		335,000

PROJECT SPECIFICATIONS**PROJECT DESCRIPTION:**

Construction of concrete vault to house influent force main and flow meter.

PROJECT JUSTIFICATION:

Existing influent flow meter is obsolete and parts are no longer available. Recommend replacement with modern ultra-sonic metering device in a concrete vault with enclosure for influent sampling device.

PROJECT PRIORITY:

A

START DATE: N/A**EST TIME TO COMPLETE:**

6 months

OPERATING BUDGET EFFECT:
 NONE

 N/A

 SEE DETAIL

SHEET A 2011-2012/2015-2016 CAPITAL IMPROVEMENTS PROGRAM

PROJECT TITLE: Atwood Lift Station Odor Control	PROJECT CATEGORY: Wastewater
PROJECT NUMBER: N/A	COUNCIL DISTRICT # 2
DIVISION: Utilities	DEPARTMENT: Wastewater

PROJECT BUDGET

REVENUE BREAKDOWN

REVENUE SOURCES					UTILITY FUND	TOTAL
PRIOR BDGTS						
PRIOR EXP						
BUDGET C/O						
2011-2012						
2012-2013					95,000	95,000
2013-2014						
2014-2015						
2015-2016						
BEYOND 2016						
TOTAL COST					95,000	95,000

EXPENDITURE BREAKDOWN

EXPENDITURE BREAKDOWN	ENGINEERING	TESTING	LAND ACQUISITION	CONSTRUCTION	OTHER	TOTAL
PRIOR BDGTS						
2011-2012						
2012-2013	15,000			80,000		95,000
2013-2014						
2014-2015						
2015-2016						
BEYOND 2016						
TOTAL COST	15,000			80,000		95,000

PROJECT SPECIFICATIONS

PROJECT DESCRIPTION:
Construction of Odor Control System at Atwood Lift Station.

PROJECT JUSTIFICATION:
Very high levels of hydrogen sulfide are currently being emitted from this lift station. The City has received numerous complaints about odors at this site. The system will render this station odor free.

PROJECT PRIORITY: A
START DATE: 2006
EST TIME TO COMPLETE: 2-3 months
OPERATING BUDGET EFFECT: NONE N/A SEE DETAIL

SHEET A 2011-2012/2015-2016 CAPITAL IMPROVEMENTS PROGRAM

PROJECT TITLE: Treatment Plant Drainage	PROJECT CATEGORY: Wastewater
PROJECT NUMBER: N/A	COUNCIL DISTRICT # 2
DIVISION: Utilities	DEPARTMENT: Wastewater

PROJECT BUDGET

REVENUE BREAKDOWN

REVENUE SOURCES					UTILITY FUND	TOTAL
PRIOR BDGTS						
PRIOR EXP						
BUDGET C/0						
2011-2012					465,000	465,000
2012-2013						
2013-2014						
2014-2015						
2015-2016						
BEYOND 2016						
TOTAL COST					465,000	465,000

EXPENDITURE BREAKDOWN

EXPENDITURE BREAKDOWN	ENGINEERING	TESTING	LAND ACQUISITION	CONSTRUCTION	OTHER	TOTAL
PRIOR BDGTS						
2011-2012						
2012-2013	65,000			400,000		465,000
2013-2014						
2014-2015						
2015-2016						
BEYOND 2016						
TOTAL COST	65,000			400,000		465,000

PROJECT SPECIFICATIONS

PROJECT DESCRIPTION: Replacement of 54" existing drain under Kansas City Southern Railroad at the Treatment Plant.			
PROJECT JUSTIFICATION: Existing drainage under railroad is inadequate. With proposed storm water regulation at the Wastewater Treatment Plant, this project is needed to move stormwater through the Plant.			
PROJECT PRIORITY:	A	EST TIME TO COMPLETE:	6 months
START DATE:	N/A	OPERATING BUDGET EFFECT:	NONE
		X	N/A
			SEE DETAIL

CITY OF ALEXANDRIA

SHEET A 2011-2012/2015-2016 CAPITAL IMPROVEMENTS PROGRAM

PROJECT TITLE: In-Plant Lift Station Stand-By Power	PROJECT CATEGORY: Wastewater
PROJECT NUMBER: N/A	COUNCIL DISTRICT # 2
DIVISION: Utilities	DEPARTMENT: Wastewater

PROJECT BUDGET

REVENUE BREAKDOWN

REVENUE SOURCES					UTILITY FUND	TOTAL
PRIOR BDGTS						
PRIOR EXP						
BUDGET C/0						
2011-2012						
2012-2013					256,400	256,400
2013-2014						
2014-2015						
2015-2016						
BEYOND 2016						
TOTAL COST					256,400	256,400

EXPENDITURE BREAKDOWN

EXPENDITURE BREAKDOWN	ENGINEERING	TESTING	LAND ACQUISITION	CONSTRUCTION	OTHER	TOTAL
PRIOR BDGTS						
2011-2012						
2012-2013	21,400	1,000		234,000		256,400
2013-2014						
2014-2015						
2015-2016						
BEYOND 2016						
TOTAL COST	21,400	1,000		234,000		256,400

PROJECT SPECIFICATIONS

PROJECT DESCRIPTION:

Addition of Stand-By Power Unit at Treatment Plant In-Plant Lift Station.

PROJECT JUSTIFICATION:

In the event of natural disaster and electrical power is unavailable, this will ensure normal treatment of our wastewater without interruption.

PROJECT PRIORITY: A

START DATE: 2006

EST TIME TO COMPLETE:

6 months

OPERATING BUDGET EFFECT:

 NONE

 N/A

 SEE DETAIL

2011-2012/2015-2016 CAPITAL IMPROVEMENTS BUDGET

*****THIS PAGE LEFT BLANK*****

P. OTHER

TABLE OF CONTENTS

	<i><u>OTHER</u></i>		<u>PAGE</u>
860701	Telephone Network Upgrade	4
860702	GIS System/GPS Equipment	5

2011-2012

**COMBINED CAPITAL PROJECTS
SOURCES OF FUNDING SUMMARY**

OTHER

PROJECT IDENTIFICATION	SALES TAXES	SALES TAX BONDS 08	LTD TX BOND 08	AD VAL TAX- 08	FEDERAL FUNDS	STATE FUNDS	UTIL REV BOND 04	UTILITY FUND	TOTALS
Telephone Network Upgrade								250,000	250,000
GIS System/GPS Equipment								200,000	200,000
Total Other	0	0	0	0	0	0	0	450,000	450,000
Total Utility Capital	0	0	0	0	0	0	480,000	5,166,047	5,646,047

2011-2012

ENTERPRISE CAPITAL PROJECTS
FIVE YEAR CAPITAL PLAN

OTHER

PROJ #	PROJECT IDENTIFICATION	BUDGET C/O	FISCAL YEAR					TOTAL 5 YEAR	BEYOND 2016	TOTAL COST
			11-12	12-13	13-14	14-15	15-16			
860701	Telephone Network Upgrade	€ 223,308	250,000					250,000		473,308
860702	GIS System/GPS Equipment	€ 310,793	200,000					200,000		510,793
Total Other		534,101	450,000	0	0	0	0	450,000	0	984,101
TOTAL UTILITY CAPITAL		11,338,785	5,646,047	3,168,850	765,000	765,000	765,000	11,054,897	41,851,000	64,244,682

- * Project Number to be Assigned
- @ New or Revised Projects
- Projects to be closed

SHEET A 2011-2012/2015-2016 CAPITAL IMPROVEMENTS PROGRAM

PROJECT TITLE: Telephone Network Upgrade	PROJECT CATEGORY: Other
PROJECT NUMBER: 860701	COUNCIL DISTRICT # N/A
DIVISION: Finance	DEPARTMENT: Various

PROJECT BUDGET

REVENUE BREAKDOWN

REVENUE SOURCES					UTILITY FUND	TOTAL
PRIOR BDGTS					2,000,000	2,000,000
PRIOR EXP					1,776,692	1,776,692
BUDGET C/0					223,308	223,308
2011-2012					250,000	250,000
2012-2013						
2013-2014						
2014-2015						
2015-2016						
BEYOND 2016						
TOTAL COST					2,250,000	2,250,000

EXPENDITURE BREAKDOWN

EXPENDITURE BREAKDOWN	ENGINEERING	TESTING	LAND ACQUISITION	CONSTRUCTION	OTHER	TOTAL
PRIOR BDGTS					2,000,000	2,000,000
2011-2012					250,000	250,000
2012-2013						
2013-2014						
2014-2015						
2015-2016						
BEYOND 2016						
TOTAL COST					2,250,000	2,250,000

PROJECT SPECIFICATIONS

PROJECT DESCRIPTION: Upgrade existing telephone network to be self reliant. Will allow phone communications between all city facilities to continue without interruption in service from Bell South is lost.			
PROJECT JUSTIFICATION: Eliminate dependence on Bell South and problems with old phone lines that Bell South refuses to replace. Creates redundancy where a single point of failure will not effect telephone network. All sites will be capable of running on their own without being connected to City Hall. No limitations on voice calls between facilities. All facilities would have features that the central switch has. All future upgrades can be done at once instead of at each different facility. Upgrades can be done without shutting down the entire telephone network.			
PROJECT PRIORITY:	A	EST TIME TO COMPLETE:	As Needed
START DATE:	2003	OPERATING BUDGET EFFECT:	NONE
		X	N/A
			SEE DETAIL

SHEET A 2011-2012/2015-2016 CAPITAL IMPROVEMENTS PROGRAM

PROJECT TITLE: GIS System/GPS Equipment	PROJECT CATEGORY: Other
PROJECT NUMBER: 860702	COUNCIL DISTRICT # N/A
DIVISION: Finance	DEPARTMENT: Various

PROJECT BUDGET

REVENUE BREAKDOWN

REVENUE SOURCES					UTILITY FUND	TOTAL
PRIOR BDGTS					1,160,500	1,160,500
PRIOR EXP					849,707	849,707
BUDGET C/0					310,793	310,793
2011-2012					200,000	200,000
2012-2013						
2013-2014						
2014-2015						
2015-2016						
BEYOND 2016						
TOTAL COST					1,360,500	1,360,500

EXPENDITURE BREAKDOWN

EXPENDITURE BREAKDOWN	ENGINEERING	TESTING	LAND ACQUISITION	CONSTRUCTION	OTHER	TOTAL
PRIOR BDGTS					1,160,500	1,160,500
2011-2012					200,000	200,000
2012-2013						
2013-2014						
2014-2015						
2015-2016						
BEYOND 2016						
TOTAL COST					1,360,500	1,360,500

PROJECT SPECIFICATIONS

PROJECT DESCRIPTION:
Create a GIS system for city wide usage.

PROJECT JUSTIFICATION:
City is currently without GIS service. This project will enhance operations in Electric, Water, Gas, Wastewater, Engineering, Finance, Streets, Traffic, Building Inspection, Police and Fire by identifying each 911 address, existing utilities, streets, and drainage structures.

PROJECT PRIORITY: A

START DATE: 2007 **EST TIME TO COMPLETE:** As Needed

OPERATING BUDGET EFFECT:
 NONE X N/A SEE DETAIL

2011-2012/2015-2016 CAPITAL IMPROVEMENTS BUDGET

THIS PAGE LEFT BLANK

Q. MUNICIPAL TRANSIT

TABLE OF CONTENTS

		<u>MUNICIPAL TRANSIT</u>	<u>PAGE</u>
709702	Support Equipment	4
709707	Fareboxes	5
709712	Buses	6
709714	Replace Signage	7
709716	New Terminal	8
709718	ADA Vehicle Equipment	9
709719	Spare Parts	10

2011-2012

**COMBINED CAPITAL PROJECTS
SOURCES OF FUNDING SUMMARY**

MUNICIPAL TRANSIT SYSTEM

PROJECT IDENTIFICATION	SALES TAXES	SALES TAX BONDS 08	LTD TX BOND 08	AD VAL TAX- 08	FEDERAL FUNDS	STATE FUNDS	UTIL REV BOND 04	UTILITY FUND	TOTALS
Total Transit Capital	0	0	0	0	0	0	0	0	0

2011-2012

ENTERPRISE CAPITAL PROJECTS
FIVE YEAR CAPITAL PLAN

MUNICIPAL TRANSIT

PROJ #	PROJECT IDENTIFICATION	BUDGET C/O	FISCAL YEAR					TOTAL 5 YEAR	BEYOND 2016	TOTAL COST
			11-12	12-13	13-14	14-15	15-16			
709702	Support Equipment	9,887						0		9,887
709707	Fareboxes	29,352								29,352
709712	Buses	2,210,708						0		2,210,708
709714	Replace Signage	394						0		394
709716	New Terminal	0						0	3,900,000	3,900,000
709718	ADA Vehicle Equipment	25,000						0		25,000
709719	Spare Parts	490						0		490
TOTAL TRANSIT		2,275,831	0	0	0	0	0	0	3,900,000	6,175,831

- * Project Number to be Assigned
- @ New or Revised Projects
- Projects to be closed

SHEET A 2011-2012/2015-2016 CAPITAL IMPROVEMENTS PROGRAM

PROJECT TITLE: Fareboxes	PROJECT CATEGORY: Municipal Transit
PROJECT NUMBER: 709707	COUNCIL DISTRICT # N/A
DIVISION: Public Works	DEPARTMENT: Municipal Transit

PROJECT BUDGET

REVENUE BREAKDOWN

REVENUE SOURCES				SALES TAX	FEDERAL FUNDS	TOTAL
PRIOR BDGTS				5,870	23,482	29,352
PRIOR EXP						
BUDGET C/0				5,870	23,482	29,352
2011-2012						
2012-2013						
2013-2014						
2014-2015						
2015-2016						
BEYOND 2016						
TOTAL COST			23,482	5,870	23,482	29,352

EXPENDITURE BREAKDOWN

EXPENDITURE BREAKDOWN	ENGINEERING	TESTING	LAND ACQUISITION	CONSTRUCTION	OTHER	TOTAL
PRIOR BDGTS					29,352	29,352
2011-2012						
2012-2013						
2013-2014						
2014-2015						
2015-2016						
BEYOND 2016						
TOTAL COST					29,352	29,352

PROJECT SPECIFICATIONS

PROJECT DESCRIPTION:

Fareboxes for 11 buses; excess money used for spare parts.

PROJECT JUSTIFICATION:

PROJECT PRIORITY: A

START DATE: N/A

EST TIME TO COMPLETE: N/A

OPERATING BUDGET EFFECT:

NONE

N/A

SEE DETAIL

SHEET A 2011-2012/2015-2016 CAPITAL IMPROVEMENTS PROGRAM

PROJECT TITLE: Buses	PROJECT CATEGORY: Municipal Transit
PROJECT NUMBER: 709712	COUNCIL DISTRICT # N/A
DIVISION: Public Works	DEPARTMENT: Municipal Transit

PROJECT BUDGET

REVENUE BREAKDOWN

REVENUE SOURCES				SALES TAX	FEDERAL FUNDS	TOTAL
PRIOR BDGTS				521,425	2,807,225	3,328,650
PRIOR EXP				244,283	873,659	1,117,942
BUDGET C/0				277,142	1,933,566	2,210,708
2011-2012						
2012-2013						
2013-2014						
2014-2015						
2015-2016						
BEYOND 2016						
TOTAL COST				521,425	2,807,225	3,328,650

EXPENDITURE BREAKDOWN

EXPENDITURE BREAKDOWN	ENGINEERING	TESTING	LAND ACQUISITION	CONSTRUCTION	OTHER	TOTAL
PRIOR BDGTS					3,328,650	3,328,650
2011-2012						
2012-2013						
2013-2014						
2014-2015						
2015-2016						
BEYOND 2016						
TOTAL COST					3,328,650	3,328,650

PROJECT SPECIFICATIONS

PROJECT DESCRIPTION:			
PROJECT JUSTIFICATION:			
PROJECT PRIORITY:	A		
START DATE:	N/A	EST TIME TO COMPLETE:	N/A
OPERATING BUDGET EFFECT:	NONE	N/A	SEE DETAIL

SHEET A 2011-2012/2015-2016 CAPITAL IMPROVEMENTS PROGRAM

PROJECT TITLE: Replace Signage	PROJECT CATEGORY: Municipal Transit
PROJECT NUMBER: 709714	COUNCIL DISTRICT # N/A
DIVISION: Public Works	DEPARTMENT: Municipal Transit

PROJECT BUDGET

REVENUE BREAKDOWN

REVENUE SOURCES				SALES TAX	FEDERAL FUNDS	TOTAL
PRIOR BDGTS				3,981	15,922	19,903
PRIOR EXP				3,902	15,607	19,509
BUDGET C/0				79	315	394
2011-2012						
2012-2013						
2013-2014						
2014-2015						
2015-2016						
BEYOND 2016						
TOTAL COST				3,981	15,922	19,903

EXPENDITURE BREAKDOWN

EXPENDITURE BREAKDOWN	ENGINEERING	TESTING	LAND ACQUISITION	CONSTRUCTION	OTHER	TOTAL
PRIOR BDGTS					19,903	19,903
2011-2012						
2012-2013						
2013-2014						
2014-2015						
2015-2016						
BEYOND 2016						
TOTAL COST					19,903	19,903

PROJECT SPECIFICATIONS

PROJECT DESCRIPTION:			
PROJECT JUSTIFICATION:			
PROJECT PRIORITY:	A	EST TIME TO COMPLETE:	N/A
START DATE:	N/A	OPERATING BUDGET EFFECT:	NONE
			N/A
			SEE DETAIL

SHEET A 2011-2012/2015-2016 CAPITAL IMPROVEMENTS PROGRAM

PROJECT TITLE: New Terminal	PROJECT CATEGORY: Municipal Transit
PROJECT NUMBER: 709716	COUNCIL DISTRICT # N/A
DIVISION: Public Works	DEPARTMENT: Municipal Transit

PROJECT BUDGET

REVENUE BREAKDOWN

REVENUE SOURCES				SALES TAX	FEDERAL FUNDS	TOTAL
PRIOR BDGTS				195,213		195,213
PRIOR EXP				195,213		195,213
BUDGET C/0				0		0
2011-2012						
2012-2013						
2013-2014						
2014-2015						
2015-2016						
BEYOND 2016				780,000	3,120,000	3,900,000
TOTAL COST				975,213	3,120,000	4,095,213

EXPENDITURE BREAKDOWN

EXPENDITURE BREAKDOWN	ENGINEERING	TESTING	LAND ACQUISITION	CONSTRUCTION	OTHER	TOTAL
PRIOR BDGTS			146,500		48,713	195,213
2011-2012						
2012-2013						
2013-2014						
2014-2015						
2015-2016						
BEYOND 2016	400,000		500,000	3,000,000		3,900,000
TOTAL COST	400,000		646,500	3,000,000	48,713	4,095,213

PROJECT SPECIFICATIONS

PROJECT DESCRIPTION:

Construction or purchase of a second transfer terminal on the west side of the city.

PROJECT JUSTIFICATION:

This would provide a common area for transfers at another central location and will provide better service and travel times for the patrons of the municipal transit system.

PROJECT PRIORITY: A

START DATE: N/A EST TIME TO COMPLETE: N/A

OPERATING BUDGET EFFECT: NONE N/A SEE DETAIL

SHEET A 2011-2012/2015-2016 CAPITAL IMPROVEMENTS PROGRAM

PROJECT TITLE: Spare Parts	PROJECT CATEGORY: Municipal Transit
PROJECT NUMBER: 709719	COUNCIL DISTRICT # N/A
DIVISION: Public Works	DEPARTMENT: Municipal Transit

PROJECT BUDGET

REVENUE BREAKDOWN

REVENUE SOURCES				SALES TAX	FEDERAL FUNDS	TOTAL
PRIOR BDGTS				12,982	51,926	64,908
PRIOR EXP				12,884	51,534	64,418
BUDGET C/0				98	392	490
2011-2012						
2012-2013						
2013-2014						
2014-2015						
2015-2016						
BEYOND 2016						
TOTAL COST				12,982	51,926	64,908

EXPENDITURE BREAKDOWN

EXPENDITURE BREAKDOWN	ENGINEERING	TESTING	LAND ACQUISITION	CONSTRUCTION	OTHER	TOTAL
PRIOR BDGTS					64,908	64,908
2011-2012						
2012-2013						
2013-2014						
2014-2015						
2015-2016						
BEYOND 2016						
TOTAL COST					64,908	64,908

PROJECT SPECIFICATIONS

PROJECT DESCRIPTION:			
PROJECT JUSTIFICATION:			
PROJECT PRIORITY:	A	EST TIME TO COMPLETE:	N/A
START DATE:	N/A	OPERATING BUDGET EFFECT:	NONE
			N/A
			SEE DETAIL

R. FIVE YEAR PLAN

2011-2012
GENERAL CAPITAL PROJECTS
FIVE YEAR CAPITAL PLAN

PUBLIC ENTERPRISE

PROJ #	PROJECT IDENTIFICATION	BUDGET C/O	FISCAL YEAR					TOTAL 5 YEAR	BEYOND 2016	TOTAL COST
			11-12	12-13	13-14	14-15	15-16			
059401	Reserve for Relocation Projects	298,710	100,000	100,000	100,000	100,000	100,000	500,000		798,710
050301	City Hall Plaza Sealing	596,674						0		596,674
050401	Parking Garage Security	37,000						0		37,000
869901	Customer Service Center	7,620						0		7,620
860301	Info Technology Upgrades	296,769						0		296,769
050701	Animal Shelter Improvements	135,953						0		135,953
050702	Metal Building-Tire Area	42,730						0		42,730
050710	AUMP Lower Third	3,254,495						0		3,254,495
050801	Building Improvements	462,556	110,000	110,000	110,000	110,000		440,000		902,556
050802	Roof Replacement	1,364,670	200,000	200,000	200,000	100,000		700,000		2,064,670
050806	Large Truck Wash Renovation	32,350						0		32,350
050807	Harold Miles Park Improvements @	11,677						0	330,000	341,677
050812	Brownsfield Grants	(57,218)	311,570					311,570		254,352
050903	Fueling Depot Improvements	190,000						0		190,000
050905	City Compound Security Enhancem	43,440						0		43,440
051001	Work Management Software	80,000	30,000					30,000		110,000
051002	Riverfront Improvements	444,069						0		444,069
051101	Mobile Emergency Equipment	222,300						0		222,300
051102	Recreation Operations Building	547,451						0		547,451
051103	Red River Imp Venture	250,000	2,250,000					2,250,000		2,500,000
051104	Port of Alexandria Rail Spur Imp	551,025						0		551,025
051201	Port of Alex/Ruston Foundry	0	300,000					300,000		300,000
051202	Hodges Stockham Development	0	450,000					450,000		450,000
Total Public Enterprise		8,812,271	3,751,570	410,000	410,000	310,000	100,000	4,981,570	330,000	14,123,841

* Project Number to be Assigned

@ New or Revised Projects

Projects to be closed

2011-2012
GENERAL CAPITAL PROJECTS
FIVE YEAR CAPITAL PLAN

DRAINAGE

PROJ #	PROJECT IDENTIFICATION	BUDGET C/O	FISCAL YEAR					TOTAL 5 YEAR	BEYOND 2016	TOTAL COST	
			11-12	12-13	13-14	14-15	15-16				
250203	Southern Heights Drainage	€ 1,235,584	(1,000,000)	1,000,000				0		1,235,584	
250211	Acquisition-ROW/Servitudes	245,516	60,000	60,000	60,000	60,000	60,000	300,000		545,516	
250303	Catch Basins Upgrade	309,005	50,000	50,000	50,000	50,000	50,000	250,000		559,005	
250421	Residential Ditch Closure	€ 767,579	375,000	375,000	375,000	375,000	375,000	1,875,000		2,642,579	
250508	Drainage/Applebee's Dorchester	@ 203,357						0		203,357	
250511	Prescott/Shirley Park-Texas	€ 793,717	(600,000)					(600,000)	600,000	793,717	
250512	Pump Station Repairs	94,012	10,000	10,000	10,000	10,000	10,000	50,000		144,012	
250604	Chatlain Lake-Willow Glen Hudson	234,199	2,090,000					2,090,000		2,324,199	
250801	Ellis & Paul Drainage & Outfall	117,054						0		117,054	
250803	Woodale Outfall/ Railed Ave Ph1	99,566						0		99,566	
251001	Duhon Lane Drainage	286,285						0		286,285	
251002	Culpepper/Llewellyn Ph 2	187,929						0		187,929	
251003	Red River Levee Certification	322,621						0		322,621	
251101	Woodale Outfall/ Railed Ave Ph 2	790,513	275,000					275,000		1,065,513	
251102	Woodale Outfall/ Railed Ave Ph 3	0	250,000	1,015,000	760,000			2,025,000		2,025,000	
251103	Masonic Drive RCB Extension	200,000	1,614,000					1,614,000		1,814,000	
251104	Tangent Rail RCB	395,000	932,000					932,000		1,327,000	
251105	Martin Park Drainage	650,000						0		650,000	
Total Drainage			6,931,937	4,056,000	2,510,000	1,255,000	495,000	495,000	8,811,000	600,000	16,342,937

* Project Number to be Assigned

@ New or Revised Projects

Projects to be closed

2011-2012
GENERAL CAPITAL PROJECTS
FIVE YEAR CAPITAL PLAN

STREETS

PROJ #	PROJECT IDENTIFICATION	BUDGET C/O	FISCAL YEAR					TOTAL 5 YEAR	BEYOND 2016	TOTAL COST	
			11-12	12-13	13-14	14-15	15-16				
268823	Street, Drainage, Sidewalk Repairs	247,514	485,000	50,000	50,000	50,000	50,000	685,000		932,514	
269007	Sugarhouse Road - Phase 1	7,969,807	1,000,000					1,000,000	3,500,000	12,469,807	
269609	Extension of Versailles-Ph 2	€ 874,270	(800,000)					(800,000)		74,270	
269801	Jackson St at Horseshoe Drive	€ 1,476,632	(700,000)					(700,000)		776,632	
260001	Extension of Jackson Street	166,363	900,000							166,363	
260002	Masonic @ Horseshoe Drive	352,025	100,000	2,300,000				2,400,000		2,752,025	
260003	Horseshoe/Jackson-Masonic	240,491		500,000				500,000	8,000,000	8,740,491	
260201	Lincoln/Hudson to Sugarhouse	1,605,890						0		1,605,890	
260402	Recon Horseshoe/Grove-Mac	28,831						0	1,560,000	1,588,831	
260407	Street Repairs	€ 338,628	375,000	375,000	375,000	375,000	375,000	1,875,000		2,213,628	
260507	Aerial Photography	€ 146,796		35,000	35,000	35,000	35,000	140,000		286,796	
260508	Enterprise Sidewalks	219,571						0		219,571	
260604	North Mall-North to Sterckx	502,124	1,500,000					1,500,000	2,365,000	4,367,124	
260608	Land Acquisitions	€ 113,573	60,000	60,000	60,000	60,000	60,000	300,000		413,573	
260801	6th & 7th/Cotton to Monroe	269,245		2,250,000	3,150,000			5,400,000		5,669,245	
260901	Sidewalk/Intersection LS Rugg	254,500						0		254,500	
261001	Extension of Versailles-Ph 3	14,834	150,000					150,000		164,834	
261002	Traffic Signals Renovations	103,131						0		103,131	
261003	Citywide Directional Signage	300,012	500,000					500,000		800,012	
261004	Masonic Drive Corridor Imp	356,653						0		356,653	
261005	North MacArthur Traffic Softening	4,862,389	(2,000,000)					(2,000,000)		2,862,389	
261006	Bolton Avenue Traffic Softening	2,382,278						0		2,382,278	
261101	Green Oak/ 3rd to 7th Street	53,739	1,240,000					1,240,000		1,293,739	
261201	MPO Street Overlays	0	1,100,000					1,100,000		1,100,000	
261202	ROADS Project	0	1,000,000					1,000,000		1,000,000	
Total Streets			22,879,296	4,910,000	5,570,000	3,670,000	520,000	520,000	14,290,000	15,425,000	52,594,296

* Project Number to be Assigned

@ New or Revised Projects

Projects to be closed

**2011-2012
GENERAL CAPITAL PROJECTS
FIVE YEAR CAPITAL PLAN**

POLICE

PROJ #	PROJECT IDENTIFICATION	BUDGET C/O	FISCAL YEAR					TOTAL 5 YEAR	BEYOND 2016	TOTAL COST
			11-12	12-13	13-14	14-15	15-16			
500802	Motorola Mobile Radio Replacemen	37,200								37,200
Total Police		37,200	0	0	0	0	0	0	0	37,200

- * Project Number to be Assigned
- @ New or Revised Projects
- █ Projects to be closed

2011-2012

GENERAL CAPITAL PROJECTS
FIVE YEAR CAPITAL PLAN

FIRE

PROJ #	PROJECT IDENTIFICATION	BUDGET C/O	FISCAL YEAR					TOTAL 5 YEAR	BEYOND 2016	TOTAL COST
			11-12	12-13	13-14	14-15	15-16			
600503	Fire Station Relocation	1,893,966	350,000					350,000	8,000,000	10,243,966
	Total Fire	1,893,966	350,000	0	0	0	0	350,000	8,000,000	10,243,966

- * Project Number to be Assigned
- @ New or Revised Projects
- Projects to be closed

2011-2012

GENERAL CAPITAL PROJECTS
FIVE YEAR CAPITAL PLAN

PARKS AND RECREATION

PROJ #	PROJECT IDENTIFICATION	BUDGET C/O	FISCAL YEAR					TOTAL 5 YEAR	BEYOND 2016	TOTAL COST
			11-12	12-13	13-14	14-15	15-16			
439001	Park Acquisitions & Imprvmt	382,040	75,000	75,000	75,000	75,000	75,000	375,000		757,040
440602	Golf Course Improvements	19,516						0		19,516
440901	Recreational Park Improvements @	1,629,746						0		1,629,746
441001	Deerfield Walking Trail @	310,389						0		310,389
Total Park/Recreation		2,341,691	75,000	75,000	75,000	75,000	75,000	375,000	0	2,716,691

* Project Number to be Assigned
 @ New or Revised Projects
 Projects to be closed

**2011-2012
GENERAL CAPITAL PROJECTS
FIVE YEAR CAPITAL PLAN**

ZOOLOGICAL PARK

PROJ #	PROJECT IDENTIFICATION	BUDGET C/O	FISCAL YEAR					TOTAL 5 YEAR	BEYOND 2016	TOTAL COST
			11-12	12-13	13-14	14-15	15-16			
430902	Renovation of South America Secti	2,813,941						0		2,813,941
431005	Zoo Festival Plaza	339,081						0		339,081
Total Zoological Park		3,153,022	0	0	0	0	0	0	0	3,153,022
TOTAL GENERAL CAPITAL PROJECT		46,049,383	13,142,570	8,565,000	5,410,000	1,400,000	1,190,000	28,807,570	24,355,000	99,211,953

- * Project Number to be Assigned
- @ New or Revised Projects
- Projects to be closed

2011-2012

COMMUNITY DEVELOPMENT BLOCK GRANT
FIVE YEAR CAPITAL PLAN

COMMUNITY DEVELOPMENT BLOCK GRANT

PROJ #	PROJECT IDENTIFICATION	BUDGET C/O	FISCAL YEAR					TOTAL 5 YEAR	BEYOND 2016	TOTAL COST
			11-12	12-13	13-14	14-15	15-16			
000851	City Park Playground Equip	0						0		0
TOTAL CDBG			0	0	0	0	0	0	0	0

- * Project Number to be Assigned
- @ New or Revised Projects
- Projects to be closed

2011-2012
ENTERPRISE CAPITAL PROJECTS
FIVE YEAR CAPITAL PLAN

ELECTRIC

PROJ #	PROJECT IDENTIFICATION	BUDGET C/O	FISCAL YEAR					TOTAL 5 YEAR	BEYOND 2016	TOTAL COST
			11-12	12-13	13-14	14-15	15-16			
729202	Circuit Reconductoring	432,375	400,000	250,000	250,000	250,000	250,000	1,400,000		1,832,375
729505	Capacitor Bank Voltage Cntrl's	20,066	20,000					20,000		40,066
729905	Add TieLine-Twin Bridges	329,269						0	8,610,000	8,939,269
720003	Replace Distribution Breakers	102,384	50,000					50,000		152,384
720202	Upgrade SCADA System	99,287	55,000					0		99,287
720601	138 KV Pole Change Out	154,251	250,000	250,000				500,000		654,251
720701	Warehouse/Office Improvements	36,194						0		36,194
720702	Substation Oil Containment	222,176						0		222,176
720704	Upgrade DG Hunter Substation	2,729						0	9,500,000	9,502,729
720705	New Substation	19,978						0	10,550,000	10,569,978
720801	Electric Utility Relocation	18,995	200,000	200,000	200,000	200,000	200,000	1,000,000		1,018,995
720803	Arterial Street Lighting Addition @	25,638						0		25,638
720804	Substation Maintenance @	138,205	200,000	115,000	115,000	115,000	115,000	660,000		798,205
720805	Distribution Feeder Maintenance @	200,925	300,000	200,000	200,000	200,000	200,000	1,100,000		1,300,925
720806	#4 Cooling Tower	181,501						0	120,000	301,501
720807	Vacuum Pump	50,000						0		50,000
720901	Upgrade Transformers at Prescott@	20,841						0	1,800,000	1,820,841
720903	138 KV Pilot Wire Replacement @	358,191	250,000					250,000	200,000	808,191
720905	Sterks Rd Transformer Rep @	330,642						0	3,596,000	3,926,642
721001	Paint Transformer for #3 & #4	65,300						0		65,300
721002	Prescott Substation Flood Protector	159,000						0		159,000
721003	Buhlow Bridge Relocation-Electric	53,912						0		53,912
721101	Power Generation Additions	800,000						0		800,000
721201	Turbine Inspection Units 3 & 4	0	300,000					300,000		300,000
721202	Bearing Inspection Units 3 & 4	0	160,000					160,000		160,000
721203	#3 & #4 Boiler Maint Upgrade	0	250,000					250,000		250,000
Total Electric		3,821,859	2,435,000	1,015,000	765,000	765,000	765,000	5,690,000	34,376,000	43,887,859

* Project Number to be Assigned

@ New or Revised Projects

Projects to be closed

2011-2012
ENTERPRISE CAPITAL PROJECTS
FIVE YEAR CAPITAL PLAN

WATER

PROJ #	PROJECT IDENTIFICATION	BUDGET C/O	FISCAL YEAR					TOTAL 5 YEAR	BEYOND 2016	TOTAL COST
			11-12	12-13	13-14	14-15	15-16			
759601	Water Well Improvement	64,125						0	712,000	776,125
750004	Replace Water Lines	77,399	150,000					150,000	800,000	1,027,399
750802	Flow Meters @ Pump Stations	20,000						0		20,000
750806	Pump Station Monroe Street	70,000						0	450,000	520,000
750903	Water Wells @ Adams	€ 88,000						0	712,000	800,000
750904	Replace Well #926	€ 44,000	50,000					50,000	256,000	350,000
750905	Water Wells @ Betty St	€ 55,000	50,000					50,000	295,000	400,000
750906	Replace Well #911	€ 55,000	50,000					50,000	350,000	455,000
750908	Test & Collector Well @ Hamilt	€ 30,000						0	1,500,000	1,530,000
750909	Replace 3 Ground Storage Tanks	€ 547,699						0		547,699
751001	Water Well Reclamation	1,863,820						0		1,863,820
751002	SCADA System Upgrade	57,000	50,000					50,000	300,000	407,000
751003	Pump Station City Park	550,970						0		550,970
751004	Buhlow Bridge Relocation-Water	59,218						0		59,218
751101	Replace Downtown Water Mains	523,111						0		523,111
751102	CL2 Detection	30,000						0		30,000
751103	Install 36" Valve @ Shell Rd	15,000						0		15,000
751201	Martin Park Water Main Rep		500,000					500,000		500,000
Total Water		4,150,342	850,000	0	0	0	0	850,000	5,375,000	10,375,342

* Project Number to be Assigned

@ New or Revised Projects

Projects to be closed

2011-2012

**ENTERPRISE CAPITAL PROJECTS
FIVE YEAR CAPITAL PLAN**

GAS

PROJ #	PROJECT IDENTIFICATION	BUDGET C/O	FISCAL YEAR					TOTAL 5 YEAR	BEYOND 2016	TOTAL COST	
			11-12	12-13	13-14	14-15	15-16				
780901	Martin Park Gas Main Rep @	31,271	750,000	750,000				1,500,000		1,531,271	
781001	Bulflow Bridge Relocation-Gas	8,923						0		8,923	
781201	Gas Transmission Addition	0	411,047					411,047		411,047	
Total Gas			40,194	1,161,047	750,000	0	0	0	1,911,047	0	1,951,241

* Project Number to be Assigned

@ New or Revised Projects

Projects to be closed

2011-2012
ENTERPRISE CAPITAL PROJECTS
FIVE YEAR CAPITAL PLAN

WASTEWATER

PROJ #	PROJECT IDENTIFICATION	BUDGET C/O	FISCAL YEAR					TOTAL 5 YEAR	BEYOND 2016	TOTAL COST
			11-12	12-13	13-14	14-15	15-16			
\$18901	Sewer Line Rehab & Replacemer	533,696	750,000						750,000	1,283,696
\$10602	Sewer Trunk Main Hwy 1	40,000							0	40,000
\$10702	Ramada Inn Force Main	89,500							0	89,500
\$10802	SCADA System Upgrade	6,286							0	550,286
\$10804	Hwy 1 North Sewer Ext	244,137							0	450,000
\$10806	Wastewater Imp - Versailles Ext @	952,610							0	952,610
\$10901	Shirley Park Lift Station @	23,550		587,450					587,450	611,000
\$10902	England Air Park Lift Station @	60,000							0	800,000
\$10903	Control Panel Upgrades @	17,510							0	17,510
\$10904	Collection/Treatment Planting @	790,000							0	790,000
\$10905	Influent Flow Meter Vault @	35,000							0	300,000
*	Atwood Station Odor Control	0		95,000					95,000	95,000
*	Treatment Plant Drainage	0		465,000					465,000	465,000
*	Lift Station Stand by Power	0		256,400					256,400	256,400
Total Wastewater		2,792,289	750,000	1,403,850	0	0	0	0	2,153,850	2,100,000

* Project Number to be Assigned

@ New or Revised Projects

Projects to be closed

2011-2012

**ENTERPRISE CAPITAL PROJECTS
FIVE YEAR CAPITAL PLAN**

OTHER

PROJ #	PROJECT IDENTIFICATION	BUDGET C/O	FISCAL YEAR					TOTAL 5 YEAR	BEYOND 2016	TOTAL COST
			11-12	12-13	13-14	14-15	15-16			
860701	Telephone Network Upgrade	€ 223,308	250,000					250,000		473,308
860702	GIS System/GPS Equipment	€ 310,793	200,000					200,000		510,793
Total Other		534,101	450,000	0	0	0	0	450,000	0	984,101
TOTAL UTILITY CAPITAL		11,338,785	5,646,047	3,168,850	765,000	765,000	765,000	11,054,897	41,851,000	64,244,682

* Project Number to be Assigned

@ New or Revised Projects

Projects to be closed

2011-2012

ENTERPRISE CAPITAL PROJECTS
FIVE YEAR CAPITAL PLAN

MUNICIPAL TRANSIT

PROJ #	PROJECT IDENTIFICATION	BUDGET C/O	FISCAL YEAR					TOTAL 5 YEAR	BEYOND 2016	TOTAL COST
			11-12	12-13	13-14	14-15	15-16			
709702	Support Equipment	9,887						0		9,887
709707	Fareboxes	29,352								29,352
709712	Buses	2,210,708						0		2,210,708
709714	Replace Signage	394						0		394
709716	New Terminal	0						0	3,900,000	3,900,000
709718	ADA Vehicle Equipment	25,000						0		25,000
709719	Spare Parts	490						0		490
TOTAL TRANSIT		2,275,831	0	0	0	0	0	0	3,900,000	6,175,831

- * Project Number to be Assigned
- @ New or Revised Projects
- Projects to be closed