



City of Alexandria  
Annual Capital Budget  
and Five Year Plan  
2010-2011




GOVERNMENT FINANCE OFFICERS ASSOCIATION

*Distinguished  
Budget Presentation  
Award*

**PRESENTED TO  
City of Alexandria,  
Louisiana**

**For the Fiscal Year Beginning  
May 1, 2008**

  
President

  
Executive Director

The Government Finance Officers Association of the United States and Canada (GFOA) presented an Award of Distinguished Presentation to the City of Alexandria for its annual Budget for the fiscal year beginning May 1, 2008.

In order to receive this award, a government unit must publish a budget document that meets the program criteria as a policy document, as an operations guide, as a financial plan, and as a communication device.

The award is valid for a period of one year only. We believe our current budget continues to conform to program requirements, and we are submitting it to the GFOA to determine its eligibility for another award.

2010-2011/2014-2015 CAPITAL IMPROVEMENTS BUDGET

**\*\*\*This Page Left Blank\*\*\***

***CITY OF ALEXANDRIA  
ELECTED OFFICIALS  
2010 - 2011***

**EXECUTIVE**

Jacques M. Roy

Mayor

**LEGISLATIVE**

Edward Larvadain III

Everett Hobbs

Jonathan Goins

Harry Silver

Chuck Fowler

Myron Lawson

Roosevelt Johnson

District One

District Two

District Three

District Four

District Five

At Large

At Large

**JUDICIAL**

Richard Starling

James Byrd

City Judge

City Marshal

***CITY OF ALEXANDRIA  
EXECUTIVE OFFICERS  
2010 - 2011***

Lisa Harris	Chief of Policy and Planning/ Director of Community Services
Bernard Wesley	Fire Chief
Kay Michiels	Chief Operational Officer/ Director of Planning
Michael Marcotte	Director of Utilities
Pamela Saurage	Director of Civil Service
Jannease Seastrunk	Director of Human Resource
Chuck Johnson	City Attorney
Brenda Ray	Director of CDA
T. W. Thompson	Police Commissioner/ Director of Public Works
David Crutchfield	Director of Finance

## 2010-2011/2014-2015 CAPITAL IMPROVEMENTS BUDGET

## TABLE OF CONTENTS

	<u>PAGE</u>
Table of Contents	5
Glossary	15
<b><u>A. BUDGET SUMMARIES</u></b>	
Combined Summary/Sources of Funding	A.1
<b><u>B. GENERAL CAPITAL PROJECTS</u></b>	
Summary of General Capital Projects	B.1
General Capital Projects-Five Year Plan	B.2
<b><u>C. PUBLIC ENTERPRISE</u></b>	
Source of Funding	C.2
Reserve for Relocation Projects	C.4
Downtown Theater	C.5
City Hall Plaza Sealing	C.6
Bolton Ave Comm Center Imp	C.7
Parking Garage Security	C.8
Customer Service Center	C.9
Information Technology Upgrades	C.10
Animal Shelter Improvements	C.11
Metal Building-Tire Area	C.12
Convention Hall Improvements	C.13
AUMP Lower Third	C.14
Building Improvements	C.15
Roof Replacement	C.16
Large Truck Wash Renovation	C.17
Harold Miles Park Improvements	C.18
Brownfields Grants	C.19
Fueling Depot Improvements	C.20
City Compound Security Enhancements	C.21
Work Management Software	C.22
Riverfront Improvements	C.23
Convention Center Improvements	C.24
Demolition of Stockyard	C.25
Mobile Emergency Equipment	C.26
Recreation Operations Building	C.27
<b><u>D. DRAINAGE</u></b>	
Source of Funding	D.2

## 2010-2011/2014-2015 CAPITAL IMPROVEMENTS BUDGET

## TABLE OF CONTENTS

	<u>PAGE</u>
<b><u>D. DRAINAGE CONTINUED</u></b>	
Bayou Roberts @ Landmark .....	D.4
16th St Flood Control Out Fall Structure .....	D.5
Master Drainage Map Update .....	D.6
Southern Heights Subdivision Drg/Street Imp .....	D.7
Right of Ways & Servitudes .....	D.8
Catch Basin Upgrade .....	D.9
Culpepper Drainage-Llewellyn/Sterkx Rd Ph 1 .....	D.10
Residential Drainage Ditch Closure .....	D.11
W Sandy Bayou/Chatlin Lake Canal to Bennett .....	D.12
Hudson Blvd/Natchez to Lincoln .....	D.13
Drainage/Applebee's Dorchester .....	D.14
Elizabeth Street Drg Imp .....	D.15
Prescott Rd - Shirley Park Pl towards Texas Ave .....	D.16
Pump Station Repairs .....	D.17
Chatlain Lake-Willow Glen Hudson .....	D.18
Ellis & Paul Drainage & Outfall .....	D.19
Woodale Outfall/ Railroad Avenue Ph 1 .....	D.20
City Wide Drainage Improvements .....	D.21
Duhon Lane Drainage .....	D.22
Culpepper Drainage-Llewellyn/Sterkx Rd Ph 2 .....	D.23
Red River Levee Certification .....	D.24
Woodale Outfall/ Railroad Avenue Ph 2 .....	D.25
Woodale Outfall/ Railroad Avenue Ph 3 .....	D.26
Masonic Drive RCB Extension .....	D.27
Tangent Rail RCB .....	D.28
Martin Park Drainage .....	D.29
<b><u>E. STREETS</u></b>	
Source of Funding .....	E.2
Street, Drainage, Sidewalk Repairs .....	E.4
Extension of Versailles Blvd, Phase 1 .....	E.5
Sugarhouse Road - Phase 1 .....	E.6
Extension of Versailles Blvd-Phase 2 .....	E.7
Jackson St at Horseshoe .....	E.8
Extension of Jackson Street .....	E.9
Masonic at Horseshoe Drive .....	E.10
Recon Horseshoe from Jackson to Masonic .....	E.11
Lincoln/Hudson to Sugarhouse .....	E.12

## 2010-2011/2014-2015 CAPITAL IMPROVEMENTS BUDGET

## TABLE OF CONTENTS

	<u>PAGE</u>
<b><u>E. STREETS CONTINUED</u></b>	
Recon Horseshoe/Grove to MacArthur	E.13
Street Improvements & Repair	E.14
Extension of Pineridge to Trailway	E.15
Aerial Photography	E.16
Enterprise Road Sidewalks	E.17
North Mall-North to Sterkx	E.18
Land Acquisitions	E.19
6th & 7th/Cotton to Monroe	E.20
Sidewalk/Intersection LS Rugg	E.21
Extension of Versailles Blvd-Phase 3	E.22
Traffic Signal Renovations	E.23
Citywide Directional Signage	E.24
Masonic Drive Corridor Improvments	E.25
North MacArthur Traffic Softening	E.26
Bolton Avenue Traffic Softening	E.27
Green Oak/ 3rd to 7th Street	E.28
<b><u>F. POLICE</u></b>	
Source of Funding	F.2
Public Safety Generator	F.4
Motorola Mobile Radio Replacement	F.5
<b><u>G. PUBLIC SAFETY - FIRE</u></b>	
Source of Funding	G.2
Fire Station Relocation	G.4
<b><u>H. PARKS &amp; RECREATION</u></b>	
Source of Funding	H.2
Park Acquisitions & Improvements	H.4
Bayou Rapides Park & Walking Trail	H.5
Golf Course Improvements	H.6
Recreation Park Improvements	H.7
Deerfield Walking Trail	H.8
<b><u>I. ZOOLOGICAL PARK</u></b>	
Source of Funding	I.2
Renovation of South America Section	I.4
Zoo Festival Plaza	I.5

## 2010-2011/2014-2015 CAPITAL IMPROVEMENTS BUDGET

## TABLE OF CONTENTS

	<u>PAGE</u>
<b><u>J. COMMUNITY DEVELOPMENT</u></b>	
Source of Funding .....	J.2
City Park Playground Equipment .....	J.4
<b><u>K. ENTERPRISE CAPITAL PROJECTS</u></b>	
Combined Enterprise Capital Projects .....	K.1
<b><u>L. ELECTRIC</u></b>	
Source of Funding .....	L.2
Circuit Reconductoring .....	L.4
Capacitor Bank Voltage Controllers .....	L.5
Additional 138KV Tie from Twin Bridges Station .....	L.6
Replace Distribution Breakers at Power Plant .....	L.7
Upgrade SCADA System .....	L.8
138 KV Pole Change Out .....	L.9
Warehouse/Office Improvements .....	L.10
Substation Oil Containment .....	L.11
Paint 138 KV Switchgear .....	L.12
Upgrade DG Hunter Substation .....	L.13
New Substation .....	L.14
Electric Utility Relocation .....	L.15
Substation Storage Building .....	L.16
Arterial Street Lighting Addition .....	L.17
Substation Maintenance .....	L.18
Distribution Feeder Maintenance .....	L.19
#4 Cooling Tower .....	L.20
Vacuum Pump .....	L.21
Upgrade Transformers at Prescott .....	L.22
138 KV Pilot Wire Replacement .....	L.23
Cooling Tower Repairs .....	L.24
Sterkx Rd Substation Transformer Replacement .....	L.25
Paint Step Up Transformer for Unit #3 & #4 .....	L.26
Prescott Substation Flood Protection .....	L.27
Buhlow Bridge Relocation-Electric .....	L.28
Power Generation Additions .....	L.29
4e Feed Water Heater .....	L.30
Turbine Inspection Units 3 & 4 .....	L.31
Bearing Inspection Units 3 & 4 .....	L.32

## 2010-2011/2014-2015 CAPITAL IMPROVEMENTS BUDGET

## TABLE OF CONTENTS

	<u>PAGE</u>
<b><u>M. WATER</u></b>	
Source of Funding .....	M.2
Water Well Improvement .....	M.4
Replacement of Water Lines .....	M.5
Flow Meters @ Pump Stations .....	M.6
Pump Station Monroe Street .....	M.7
Water Wells @ Adams .....	M.8
Replace Well #926 .....	M.9
Water Wells @ Betty St .....	M.10
Replace Well #911 .....	M.11
Test & Collector Well @ Hamilton .....	M.12
Replace 3 Ground Storage Tanks .....	M.13
Water Well Reclamation .....	M.14
SCADA System Upgrade .....	M.15
Pump Station City Park .....	M.16
Buhlow Bridge Relocation-Water .....	M.17
Replace Downtown Water Mains .....	M.18
CL2 Detection .....	M.19
Install 36" Valve @ Shell Rd .....	M.20
<b><u>N. GAS</u></b>	
Source of Funding .....	N.2
Gas/Water Replacement-Martin Park .....	N.4
Buhlow Bridge Relocation-Gas .....	N.5
<b><u>O. WASTEWATER</u></b>	
Source of Funding .....	O.2
Sewer Line Rehab .....	O.4
Hwy 28 West Pumping Station & Gravity Sewer .....	O.5
Sewer Trunk Main Hwy 1 .....	O.6
Ramada Inn Force Main .....	O.7
Odor Emissions Reduction .....	O.8
SCADA System Upgrade .....	O.9
St. Mary's Bar Screen .....	O.10
Hwy 1 North Sewer Ext .....	O.11
Stand By Power-Headwork/Admin .....	O.12
Wastewater Improvements-Versailles Ext .....	O.13
Robin Road Sewer Improvements .....	O.14
Azalea Lane Sewer Extension .....	O.15

## 2010-2011/2014-2015 CAPITAL IMPROVEMENTS BUDGET

## TABLE OF CONTENTS

	<u>PAGE</u>
<b><u>O. WASTEWATER CONTINUED</u></b>	
Shirley Park Lift Station .....	O.16
England Air Park Lift Station .....	O.17
Control Panel Upgrades .....	O.18
Collection/Treatment Painting .....	O.19
Influent Flow Meter Vault .....	O.20
Atwood Station Odor Control .....	O.21
Treatment Plant Drainage .....	O.22
Lift Station Stand by Power .....	O.23
<b><u>P. OTHER</u></b>	
Source of Funding .....	P.2
Telephone Network Upgrade .....	P.4
GIS System/GPS Equipment .....	P.5
Radio Antennae-Coliseum Boulevard .....	P.6
<b><u>Q. MUNICIPAL TRANSIT</u></b>	
Source of Funding .....	Q.2
Support Equipment .....	Q.4
Elderly/Handicap Vans .....	Q.5
Replace Support Vehicles .....	Q.6
Buses .....	Q.7
Replace Signage .....	Q.8
New Terminal .....	Q.9
ADP Hardware .....	Q.10
ADA Vehicle Equipment .....	Q.11
Spare Parts .....	Q.12
<b><u>R. FIVE YEAR PLAN</u></b>	



April 30, 2010

Honorable Mayor and  
Members of the Alexandria City Council

I am pleased to present the City of Alexandria's Annual Capital Budget and Five Year Plan for the fiscal year 2010/2011 through 2014/2015. Each capital project includes source(s) of funding; prior, current and future expenditures; and scheduling and expenditure breakdowns. The plan, as presented, balances each year's revenue sources with a current or future project's funding requirements.

The City's Charter requires the Mayor to submit to the Alexandria City Council a Capital Improvements Program covering a period of at least five years. The plan is required to be submitted at the same time the annual operation budget for the ensuring fiscal year is submitted. An appropriation approved by the council continues in force until the purpose for which it was created has been accomplished or abandoned. The Charter states that any appropriation shall be deemed abandoned if three years pass without any disbursement from or encumbrance of the appropriation.

A Five Year Capital Improvements Program requires long term planning. It also requires a constant monitoring of current trends in order to make any necessary adjustments to current and future projects proposed in the plan. Technological changes and advancements, community needs and changes in revenue sources are often the reason the City will adjust or reassess the Capital Improvements Program. The Administration and the Council have worked closely to improve the long range planning of the future of Alexandria by focusing on the community's needs and goals. They have worked diligently to establish priorities that will meet the changing needs of our community. This budget document has been designed to aid in the planning process, to provide the citizens with a better understanding of the scope and need for various projects, and to provide direction for the City of Alexandria.

### **Overview**

The 2010-2011 Capital Improvements Program consists of 55 projects totaling over \$23 million. The Administration and Council are continuing their ongoing commitment to improving the City's infrastructure and quality of life for the citizens of Alexandria.

Jacques M. Roy  
Mayor



David Crutchfield  
Director of Finance  
P.O. Box 71 · Alexandria, LA 71309-0071  
Tel (318) 449-5094 · Fax (318) 449-5231  
e-mail: david.crutchfield@cityofalex.com

## General Capital Projects

The following is a breakdown of the General Capital Projects by Category:

Category	No. of Projects	Total
Public Enterprise	8	\$2,010,300
Drainage	12	4,165,000
Streets	8	2,730,000
Police	0	-0-
Fire	1	2,000,000
Parks/Recreation	2	2,395,000
Zoological Parks	0	-0-
CDBG	0	-0-
Total	<u>31</u>	<u>\$13,300,300</u>

The General Capital Projects are funded by Sales Tax Revenues, Sales Tax Revenue Bond Proceeds, Community Development Block Grant Funds, General Obligation Bond Proceeds, Urban System Funds, State and Federal Funds and Property Tax Revenues. A five year 11.25 mileage property tax dedicated to specific street and drainage projects has been approved by the voters in 1988, 1993, 1998, and 2003. This property tax renewed in 2008 for ten years. One-half of the 1976 City Sales and Use tax is dedicated to payment of principal and interest on the sales tax bonds and capital improvements.

Projects involving economic development, construction of new facilities, renovation of existing public facilities and feasibility or master plan studies are budgeted under the Public Enterprise category. The City currently has budgeted 24 projects in this category. The 2010/2011 budget will create 2 new projects and provide additional funding for 6 others.

Work continues on the Extension of Versailles Boulevard which will ultimately connect Jackson Street Extension with Louisiana Highway 28 West. This 3 phase project will greatly enhance surface transportation in the growing west side of Alexandria. Work also continues on the Ditch Closure Project. This project involves the replacement of open ditches with below grade drainage pipe, giving a safer and more attractive border to the street while enhancing the drainage capacity to prevent flooding. Other major projects under contemplation include corridor improvements along Masonic Drive. This major thoroughfare is frequently traveled by visitors to the City along with residents due to it being the location of both the Alexandria Mall and the City's own Alexandria Zoological Park. Upgrades in appearance are also planned for two other major corridors along Bolton Avenue and North MacArthur Drive to enhance Alexandria's "first impression" on visitors as well as benefitting it's citizenry.

The Reserve for Relocation Projects, which operate as "holding" account for the other projects. Expenditures from these accounts require Council action. The Reserve for Relocation Projects is used to "hold" Utility Funds transferred to the General Capital Projects fund for use with street or drainage projects. The reconstruction of streets or drainage systems often requires the movement or relocation of utility systems. A minimum appropriation of \$100,000 per year is made by the Utility Funds to the General Capital Projects Fund. Budget Amendments will be used to transfer the Utility Fund into special account numbers within a related project. If Utility Funds remain in a completed project, these funds are transferred back to the Reserve for Relocation Projects "holding" account.

### Enterprise Capital Projects


The following is a breakdown of the Enterprise Capital Projects by Category:

Category	No. of Projects	Total
Electric	11	\$2,213,000
Water	8	5,057,000
Gas	0	-0-
Wastewater	3	1,764,200
Other	2	800,000
Municipal Transit	<u>0</u>	<u>-0-</u>
Total	<u>24</u>	<u>\$9,834,200</u>

The Enterprise Capital Projects are funded by revenues generated by the City's Utility System, a Utility Revenue Bond issue, a revolving loan from the State Department of Health and Hospitals, and matching FTA grants.

At present, the City is engaging consultants to assess the needs of its Utilities System infrastructure. This will assure the ability of the 4 components; electricity, gas, water and wastewater, to provide reliable service to the customer at the existing level of service as well as provide for any anticipated growth in all areas. This assessment will materially impact future capital budgets in the Enterprise Capital Projects.

Sincerely,



David Crutchfield  
 Director of Finance  
 City of Alexandria

**City of Alexandria  
Five Year Capital Improvement Program  
Glossary of Terms**

**Revenue Terms:**

**Community Development Block Grant (CDBG)** - Revenue received from the Community Development Block Grant source via the City's Community Development department.

**Federal Grants** - Revenue received from the U.S. Government, or as a Federal pass-through grant from the State of Louisiana.

**Property Taxes** - Revenue from the 11.25 millage 1993 Streets and Drainage Tax.

**Sales Tax (STX)** - Revenue from the City's Capital Outlay Fund supported by the 1/2 cent sales tax.

**Sales Tax Bonds (STXB)** - Revenue from sales tax bonds.

**Special Assessments (ASMT)** - Revenue received from the legal process of assessing benefitted property owners or physical improvements such as sewer lines or street improvements such as sewer lines or street improvements.

**State Grants** - Funds received from the State of Louisiana, excluding pass-through grants.

**Utility Revenue Bonds (RB)** - Revenue from the sale of Utility Bonds.

**Expenditure Terms:**

**Construction** - Contracted cost associated with the actual implementation or construction of an improvement. This should include material costs associated with projects utilizing city crews for implementation.

**Demolition Cost** - Contract cost associated with demolition or site preparation.

**Engineering/Architectural Design** - Any cost related to the design phase of the project either by the city or private firm.

**Inspection Fees** - Costs of providing for project inspection usually performed by the design engineer.

**Land Acquisition** - Any cost associated with the acquisition of property to implement the project. It includes, but is not limited to, condemnations, right-of-ways, legal costs, etc.

**Landscaping** - Costs associated with miscellaneous grading and landscaping activities incidental to the construction activity. Landscaping for parks should be shown in the construction classification.

**Major Equipment** - Costs associated with movable or immovable equipment, generally costing over

\$5,000 and having a useful life of five years.

**City of Alexandria  
Five Year Capital Improvement Program  
Glossary of Terms**

continued

**Miscellaneous Definitions:**

**Activity** - A service performed by a department or division.

**Appropriations** - Authorization granted by the City Council to make expenditures for a given period and the proposed means of financing them.

**Assessments** - An amount levied on personal property on a cost sharing basis for improvements made by the city for the benefit of a small group of property owners (e.g. Special Assessments for the reconstruction of a sewer line in a lightly populated area).

**Budget Carryover** - The total of the current budget, April 30, minus prior year(s) expenditures.

**Capital Budget** - The City's five year financial plan that contains both the estimated revenues to be received and the proposed Capital expenditures to be incurred to achieve a stated objective.

**Department** - A section of a Division.

**Division** - A functional unit of the City containing one or more departments or activities.

**Fund** - A fiscal and accounting entity with a self-balancing set of accounts recording cash and other financial resources, together with all related liabilities and residual equities or balances, and changes therein, which are segregated for the purpose of carrying on specific activities or attaining certain objectives in accordance with special regulations, restrictions, or limitations.

**Fund Balance** - Resources remaining from prior years which are available to be budgeted in the current year.

**Fund Source** - The source of Revenue used to pay for a particular project.

**Ordinance** - A formal legislative enactment by the governing body of a municipality.

**Project** - A large or major undertaking designed to achieve an objective.

**Project Category** - The functional improvement category under which a project is assigned, (e.g., Public Enterprise, Economic Development, Streets, etc.).

**Urban Systems** - Federal funded street projects that match local funds for the reconstruction of major streets.

**2010-2011/2014-2015 CAPITAL IMPROVEMENTS BUDGET**

**\*\*\*This Page Left Blank\*\*\***

## A. BUDGET SUMMARIES



**2010-2011**  
**COMBINED CAPITAL PROJECTS**  
**SOURCES OF FUNDING SUMMARY**

DESCRIPTION	FISCAL YEAR					TOTAL FIVE YEAR
	10-11	11-12	12-13	13-14	14-15	
<b>GENERAL CAPITAL PROJECTS</b>						
REVENUES:						
Sales Taxes	3,447,040	3,423,302	3,398,540	3,373,783	3,355,264	16,997,929
Property Taxes	2,028,662	2,017,662	2,008,762	1,996,962	1,991,400	10,043,448
Investment Income	0	0	0	0	0	0
Transfer from Prior Projects	621,662	0	0	0	0	621,662
Interfund Tfr - Utility Fund	100,000	100,000	100,000	100,000	100,000	500,000
Intergovernmental	0	6,636,000	1,840,000	0	0	8,476,000
Private Contributions	0	0	0	0	0	0
Other	0	0	0	0	0	0
Fund Balance	7,911,338	432,402	1,101,366	472,668	122,413	10,040,187
<b>TOTAL AVAILABLE FUNDS</b>	<b>14,108,702</b>	<b>12,609,366</b>	<b>8,448,668</b>	<b>5,943,413</b>	<b>5,569,077</b>	<b>46,679,226</b>
EXPENDITURES:						
Transfers-General Fund	411,000	411,000	411,000	411,000	411,000	2,055,000
General Capital Projects	13,265,300	11,097,000	7,565,000	5,410,000	1,400,000	38,737,300
CDBG Capital Projects	0	0	0	0	0	0
<b>TOTAL EXPENDITURES</b>	<b>13,676,300</b>	<b>11,508,000</b>	<b>7,976,000</b>	<b>5,821,000</b>	<b>1,811,000</b>	<b>40,792,300</b>
BALANCE AVAILABLE FOR APP	432,402	1,101,366	472,668	122,413	3,758,077	5,886,926
<b>ENTERPRISE CAPITAL PROJECTS</b>						
REVENUES:						
Sales Taxes	0	0	0	0	0	0
Utility Fund	5,701,240	5,000,000	5,000,000	3,000,000	3,000,000	21,701,240
Transfer From Prior Projects	0	0	0	0	0	0
Investment Income	0	0	0	0	0	0
Intergovernmental	0	0	0	0	0	0
Debt Proceeds	0	0	0	0	0	0
Other	0	0	0	0	0	0
Retained Earnings	4,387,000	381,100	2,311,100	4,792,250	7,027,250	18,898,700
<b>TOTAL AVAILABLE FUNDS</b>	<b>10,088,240</b>	<b>5,381,100</b>	<b>7,311,100</b>	<b>7,792,250</b>	<b>10,027,250</b>	<b>40,599,940</b>
EXPENDITURES:						
Utility Capital Projects	9,707,140	3,070,000	2,518,850	765,000	765,000	16,825,990
Transfers Out	0	0	0	0	0	0
Municipal Transit Projects	0	0	0	0	0	0
<b>TOTAL EXPENDITURES</b>	<b>9,707,140</b>	<b>3,070,000</b>	<b>2,518,850</b>	<b>765,000</b>	<b>765,000</b>	<b>16,825,990</b>
BALANCE AVAILABLE FOR APP	381,100	2,311,100	4,792,250	7,027,250	9,262,250	23,773,950

CITY OF ALEXANDRIA

2010-2011

**COMBINED CAPITAL PROJECTS  
SOURCES OF FUNDING SUMMARY**

PROJECT IDENTIFICATION	SALES TAXES	SALES TX BONDS 08	LTD TX BOND 08	AD VAL TAX- 08	FEDERAL FUNDS	STATE FUNDS	UTILITY FUND	OTHER	TOTALS
<b>SUMMARY</b>									
<b>SOURCES OF FUNDING</b>									
Current Year Transfers	6,416,500			3,923,000			5,701,240		16,040,740
(Less Debt Service)	(2,969,460)			(1,894,338)					(4,863,798)
Interest Income	0						0		0
Transfers From Prior Projects	621,662								621,662
Interfund Transfer Utility Fund							100,000		100,000
Interfund Transfer General Fund									0
Intergovernmental					(125,000)	0			(125,000)
Private Contributions									0
Debt Proceeds									0
Other								0	0
Fund Balance	250,000	6,160,000	280,000	1,221,338	0	4,512,000	0	0	12,423,338
<b>TOTAL</b>	<b>4,318,702</b>	<b>6,160,000</b>	<b>280,000</b>	<b>3,250,000</b>	<b>(125,000)</b>	<b>4,512,000</b>	<b>5,801,240</b>	<b>0</b>	<b>24,196,942</b>
<b>EXPENDITURES</b>									
Transfer to General Fund	411,000	0	0	0	0	0	0	0	411,000
General Capital Projects	3,555,300	6,160,000	200,000	3,250,000	0	0	100,000	0	13,265,300
CDBG	0	0	0	0	0	0	0	0	0
Enterprise CIP - Utility Fund	0	0	0	0	(125,000)	4,512,000	5,320,140	0	9,707,140
Enterprise CIP - Transit System	0	0	0	0	0	0	0	0	0
Enterprise CIP - Sanitation Fund	0	0	0	0	0	0	0	0	0
<b>TOTAL</b>	<b>3,966,300</b>	<b>6,160,000</b>	<b>200,000</b>	<b>3,250,000</b>	<b>(125,000)</b>	<b>4,512,000</b>	<b>5,420,140</b>	<b>0</b>	<b>23,383,440</b>
<b>UNAPPRPTD BALANCE</b>	<b>352,402</b>	<b>0</b>	<b>80,000</b>	<b>0</b>	<b>0</b>	<b>0</b>	<b>381,100</b>	<b>0</b>	<b>813,502</b>

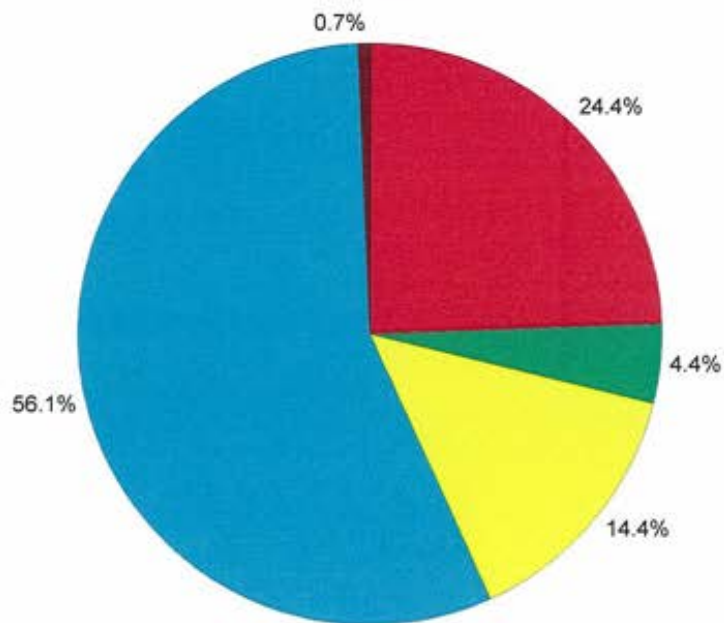
## B. GENERAL CAPITAL PROJECTS



### GENERAL CAPITAL PROJECTS

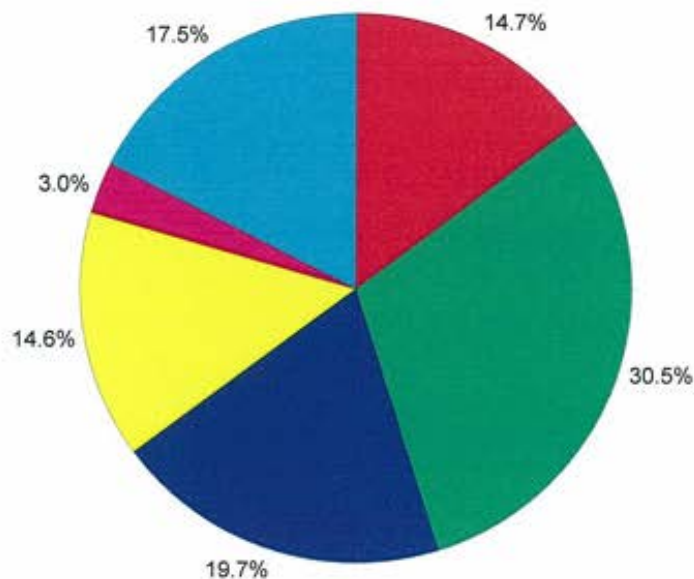
### 2010/2011 REVENUES AND EXPENSES

#### Revenues



- Sales Tax
- Other
- Intergovernmental
- Interfund Transfer
- Closed Projects
- Property Tax
- Fund Balance

#### Expenditures



- Public Enterprise
- Fire
- Parks
- Police
- Drainage
- Transfer Out
- Zoo
- CDBG
- Streets

2010-2011

**COMBINED GENERAL CAPITAL PROJECTS  
SOURCES OF FUNDING SUMMARY**

PROJECT IDENTIFICATION	SALES TAXES	SALES TX BONDS 08	LTD TX BOND 08	AD VAL TAX- 08	FEDERAL FUNDS	STATE FUNDS	UTILITY FUND	OTHER	TOTALS
<b>SUMMARY</b>									
<b>SOURCES OF FUNDING</b>									
Current Year Transfers	6,416,500			3,923,000			0		10,339,500
(Less Debt Service)	(2,969,460)			(1,894,338)					(4,863,798)
Interest Income	0			0					0
Transfers From Prior Projects	621,662								621,662
Interfund Transfer Utility Fund	0						100,000		100,000
Interfund Transfer General Fund	0						0		0
Intergovernmental					0	0			0
Private Contributions									0
Debt Proceeds									0
Other				0				0	0
Fund Balance	250,000	6,160,000	280,000	1,221,338	0	0	0		7,911,338
<b>TOTAL</b>	<b>4,318,702</b>	<b>6,160,000</b>	<b>280,000</b>	<b>3,250,000</b>	<b>0</b>	<b>0</b>	<b>100,000</b>	<b>0</b>	<b>14,108,702</b>
<b>EXPENDITURES</b>									
Transfer to General Fund	411,000	0	0	0	0	0	0	0	411,000
General Capital Projects	3,555,300	6,160,000	200,000	3,250,000	0	0	100,000	0	13,265,300
CDBG	0	0	0	0	0	0	0	0	0
<b>TOTAL</b>	<b>3,966,300</b>	<b>6,160,000</b>	<b>200,000</b>	<b>3,250,000</b>	<b>0</b>	<b>0</b>	<b>100,000</b>	<b>0</b>	<b>13,676,300</b>
<b>UNAPPRPTD BALANCE</b>	<b>352,402</b>	<b>0</b>	<b>80,000</b>	<b>0</b>	<b>0</b>	<b>0</b>	<b>0</b>	<b>0</b>	<b>432,402</b>

CITY OF ALEXANDRIA

## C. PUBLIC ENTERPRISE



TABLE OF CONTENTS

	<u><i>PUBLIC ENTERPRISE</i></u>	<u>PAGE</u>
059401	Reserve for Relocation Projects .....	4
050101	Downtown Theater .....	5
050301	City Hall Plaza Sealing .....	6
050302	Bolton Ave Comm Center Imp .....	7
050401	Parking Garage Security .....	8
869901	Customer Service Center .....	9
860301	Info Technology Upgrades .....	10
050701	Animal Shelter Improvements .....	11
050702	Metal Building-Tire Area .....	12
050708	Convention Hall Improvements .....	13
050710	AUMP Lower Third .....	14
050801	Building Improvements .....	15
050802	Roof Replacement .....	16
050806	Large Truck Wash Renovation .....	17
050807	Harold Miles Park Improvements .....	18
050812	Brownsfield Grants .....	19
050903	Fueling Depot Improvements .....	20
050905	City Compound Security Enhancements .....	21
051001	Work Management Software .....	22
051002	Riverfront Improvements .....	23
051003	Convention Center Improvements .....	24
051004	Demoliton of Stockyard .....	25
051101	Mobile Emergency Equipment .....	26
051102	Recreation Operations Building .....	27

2010-2011

**COMBINED CAPITAL PROJECTS  
SOURCES OF FUNDING SUMMARY**

**PUBLIC ENTERPRISE**

PROJECT IDENTIFICATION	SALES TAXES	SALES TX BONDS 08	LTD TX BOND 08	AD VAL TAX- 08	FEDERAL FUNDS	STATE FUNDS	UTILITY FUND	OTHER	TOTALS
Reserve for Relocation Proj							135,000		135,000
Info Technology Upgrades	100,000								100,000
Animal Shelter Improvements	60,000								60,000
Building Improvements	110,000								110,000
Roof Replacement	803,000								803,000
Work Management Software	30,000								30,000
Mobile Emergency Equipment	222,300								222,300
Recreation Operations Building	550,000								550,000
<b>Total Public Enterprise</b>	<b>1,875,300</b>	<b>0</b>	<b>0</b>	<b>0</b>	<b>0</b>	<b>0</b>	<b>135,000</b>	<b>0</b>	<b>2,010,300</b>

**2010-2011**  
**GENERAL CAPITAL PROJECTS**  
**FIVE YEAR CAPITAL PLAN**

**PUBLIC ENTERPRISE**

PROJ #	PROJECT IDENTIFICATION	BUDGET C/O	FISCAL YEAR					TOTAL 5 YEAR	BEYOND 2015	TOTAL COST
			10-11	11-12	12-13	13-14	14-15			
059401	Reserve for Relocation Projects	385,283	135,000	100,000	100,000	100,000	100,000	535,000		920,283
050101	Downtown Theater	34,228						0		34,228
050301	City Hall Plaza Sealing	402,290						0		402,290
050302	Bolton Ave Comm Center Imp @	54,293						0		54,293
050401	Parking Garage Security	37,000						0		37,000
869901	Customer Service Center	120,110						0		120,110
860301	Info Technology Upgrades @	152,577	100,000					100,000		252,577
050701	Animal Shelter Improvements @	114,567	60,000					60,000		174,567
050702	Metal Building-Tire Area	110,572						0		110,572
050708	Convention Hall Improvements	194,384						0		194,384
050710	AUMP Lower Third	3,500,000						0		3,500,000
050801	Building Improvements	492,706	110,000	110,000	110,000	110,000	110,000	550,000		1,042,706
050802	Roof Replacement	911,445	803,000	200,000	200,000	200,000	100,000	1,503,000		2,414,445
050806	Large Truck Wash Renovation	144,905						0		144,905
050807	Harold Miles Park Improvements @	31,869						0	330,000	361,869
050812	Brownsfield Grants	56,074						0		56,074
050903	Fueling Depot Improvements	190,000						0		190,000
050905	City Compound Security Enhancem	43,440						0		43,440
051001	Work Management Software	50,000	30,000	30,000				60,000		110,000
051002	Riverfront Improvements	484,365						0		484,365
051003	Convention Center Improvements	200,292						0		200,292
051004	Demoliton of Stockyard	166,430						0		166,430
051101	Mobile Emergency Equipment		222,300					222,300		222,300
051102	Recreation Operations Building		550,000					550,000		550,000
<b>Total Public Enterprise</b>		<b>7,876,830</b>	<b>2,010,300</b>	<b>440,000</b>	<b>410,000</b>	<b>410,000</b>	<b>310,000</b>	<b>3,580,300</b>	<b>330,000</b>	<b>11,787,130</b>

\* Project Number to be Assigned

@ New or Revised Projects

Projects to be closed

## SHEET A 2010-2011/2014-2015 CAPITAL IMPROVEMENTS PROGRAM

<b>PROJECT TITLE:</b> Reserve for Relocation Projects	<b>PROJECT CATEGORY:</b> Public Enterprise
<b>PROJECT NUMBER:</b> 059401	<b>COUNCIL DISTRICT #</b> N/A
<b>DIVISION:</b> Public Works	<b>DEPARTMENT:</b> Engineering

### PROJECT BUDGET

#### REVENUE BREAKDOWN

REVENUE SOURCES					UTILITY FUND	TOTAL
PRIOR BDGTS					1,903,674	1,903,674
PRIOR EXP					1,518,391	1,518,391
BUDGET C/0					385,283	385,283
2010-2011					135,000	135,000
2011-2012					100,000	100,000
2012-2013					100,000	100,000
2013-2014					100,000	100,000
2014-2015					100,000	100,000
BEYOND 2015						
<b>TOTAL COST</b>					<b>2,438,674</b>	<b>2,438,674</b>

#### EXPENDITURE BREAKDOWN

EXPENDITURE BREAKDOWN	ENGINEERING	TESTING	LAND ACQUISITION	CONSTRUCTION	OTHER	TOTAL
PRIOR BDGTS				1,903,674		1,903,674
2010-2011				135,000		135,000
2011-2012				100,000		100,000
2012-2013				100,000		100,000
2013-2014				100,000		100,000
2014-2015				100,000		100,000
BEYOND 2015						
<b>TOTAL COST</b>				<b>2,438,674</b>		<b>2,438,674</b>

### PROJECT SPECIFICATIONS

**PROJECT DESCRIPTION:**

This project is being created in order to facilitate the coordination of appropriations necessary for the relocation of Utilities due to Street and Drainage projects. The Utility Fund will allocate funds to be used for utility relocations associated with Street and Drainage Projects proposed in the 1988 and 1993 Property Taxes. An amendment will be required to transfer the appropriation to the appropriate project.

**PROJECT JUSTIFICATION:**

The establishment of this flow through project allows for better coordination between the Utility Fund and the General Fund on projects associated with the Property Tax projects.

**PROJECT PRIORITY:** A

**START DATE:** May, 1993

**EST TIME TO COMPLETE:**

N/A

**OPERATING BUDGET EFFECT:**
 NONE

 X  N/A

 SEE DETAIL

**SHEET A 2010-2011/2014-2015 CAPITAL IMPROVEMENTS PROGRAM**

<b>PROJECT TITLE:</b> Downtown Theater	<b>PROJECT CATEGORY:</b> Public Enterprise
<b>PROJECT NUMBER:</b> 050101	<b>COUNCIL DISTRICT #</b> N/A
<b>DIVISION:</b> Public Works	<b>DEPARTMENT:</b> Administration

**PROJECT BUDGET**

**REVENUE BREAKDOWN**

REVENUE SOURCES	SALES TAX	OTHER	STATE FUNDS	TOTAL
PRIOR BDGTS	256,690	5,534,877	3,000,000	8,791,567
PRIOR EXP	222,462	5,534,877	3,000,000	8,757,339
BUDGET C/0	34,228	0	0	34,228
2010-2011				
2011-2012				
2012-2013				
2013-2014				
2014-2015				
BEYOND 2015				
<b>TOTAL COST</b>	<b>256,690</b>	<b>5,534,877</b>	<b>3,000,000</b>	<b>8,791,567</b>

**EXPENDITURE BREAKDOWN**

EXPENDITURE BREAKDOWN	ENGINEERING	TESTING	LAND ACQUISITION	CONSTRUCTION	OTHER	TOTAL
PRIOR BDGTS				8,751,567	40,000	8,791,567
2010-2011						
2011-2012						
2012-2013						
2013-2014						
2014-2015						
BEYOND 2015						
<b>TOTAL COST</b>				<b>8,751,567</b>	<b>40,000</b>	<b>8,791,567</b>

**PROJECT SPECIFICATIONS**

**PROJECT DESCRIPTION:**

Construction of the Alexandria Performing Arts Center.

**PROJECT JUSTIFICATION:**

This will be a multi-purpose cultural entertainment and community facility with 600 seat audience capacity. Support facilities such as a lobby, restrooms, box offices, dressing areas, shop areas, etc. will be included.

**PROJECT PRIORITY:** A

**START DATE:** 2002

**EST TIME TO COMPLETE:**

2 Years

**OPERATING BUDGET EFFECT:**

NONE

X  N/A

SEE DETAIL

**SHEET A 2010-2011/2014-2015 CAPITAL IMPROVEMENTS PROGRAM**

<b>PROJECT TITLE:</b> City Hall Plaza Sealing	<b>PROJECT CATEGORY:</b> Public Enterprise
<b>PROJECT NUMBER:</b> 050301	<b>COUNCIL DISTRICT #</b> N/A
<b>DIVISION:</b> Public Works	<b>DEPARTMENT:</b> Central Facility

**PROJECT BUDGET****REVENUE BREAKDOWN**

REVENUE SOURCES					SALES TAX	TOTAL
PRIOR BDGTS					404,455	404,455
PRIOR EXP					2,165	2,165
BUDGET C/0					402,290	402,290
2010-2011						
2011-2012						
2012-2013						
2013-2014						
2014-2015						
BEYOND 2015						
<b>TOTAL COST</b>					404,455	404,455

**EXPENDITURE BREAKDOWN**

EXPENDITURE BREAKDOWN	ENGINEERING	TESTING	LAND ACQUISITION	CONSTRUCTION	OTHER	TOTAL
PRIOR BDGTS	38,290			364,000	2,165	404,455
2010-2011						
2011-2012						
2012-2013						
2013-2014						
2014-2015						
BEYOND 2015						
<b>TOTAL COST</b>	38,290			364,000	2,165	404,455

**PROJECT SPECIFICATIONS****PROJECT DESCRIPTION:**

Resealing of the plaza (porch) around City Hall, along with other surfaces not sealed by recent roofing project.

**PROJECT JUSTIFICATION:**

The plaza needs resealing to prevent further intrusion into foundation, deterioration of reinforcement steel, and damage to transformers in main electrical supply room.

**PROJECT PRIORITY:**

A

**START DATE:**

2008

**EST TIME TO COMPLETE:**

2 Years

**OPERATING BUDGET EFFECT:**
 NONE

 N/A

 SEE DETAIL

**SHEET A 2010-2011/2014-2015 CAPITAL IMPROVEMENTS PROGRAM**

<b>PROJECT TITLE:</b> Bolton Avenue Community Center Improvements	<b>PROJECT CATEGORY:</b> Public Enterprise
<b>PROJECT NUMBER:</b> 050302	<b>COUNCIL DISTRICT #</b> N/A
<b>DIVISION:</b> Public Works	<b>DEPARTMENT:</b> Building Services

**PROJECT BUDGET****REVENUE BREAKDOWN**

REVENUE SOURCES					SALES TAX	TOTAL
PRIOR BDGTS					514,159	514,159
PRIOR EXP					459,866	459,866
BUDGET C/0					54,293	54,293
2010-2011						
2011-2012						
2012-2013						
2013-2014						
2014-2015						
BEYOND 2015						
<b>TOTAL COST</b>					<b>514,159</b>	<b>514,159</b>

**EXPENDITURE BREAKDOWN**

EXPENDITURE BREAKDOWN	ENGINEERING	TESTING	LAND ACQUISITION	CONSTRUCTION	OTHER	TOTAL
PRIOR BDGTS	40,500			374,659	99,000	514,159
2010-2011						
2011-2012						
2012-2013						
2013-2014						
2014-2015						
BEYOND 2015						
<b>TOTAL COST</b>	<b>40,500</b>			<b>374,659</b>	<b>99,000</b>	<b>514,159</b>

**PROJECT SPECIFICATIONS****PROJECT DESCRIPTION:**

Renovate front porch area providing exercise space and craft space.. Would include purchase of exercise equipment and craft kilns, and replacement of existing 20 year old HVAC units on roof. Improve kitchen and replace flooring in kitchen, along with other miscellaneous components.

**PROJECT JUSTIFICATION:**

Greater utilization of Bolton Avenue Community Center by the public.

**PROJECT PRIORITY:**

A

**START DATE:**

2004

**EST TIME TO COMPLETE:**

6 months

**OPERATING BUDGET EFFECT:**
 NONE

 X  N/A

 SEE DETAIL

**SHEET A 2010-2011/2014-2015 CAPITAL IMPROVEMENTS PROGRAM**

<b>PROJECT TITLE:</b> Parking Garage Security System.	<b>PROJECT CATEGORY:</b> Public Enterprise
<b>PROJECT NUMBER:</b> 050401	<b>COUNCIL DISTRICT #</b> N/A
<b>DIVISION:</b> Public Works	<b>DEPARTMENT:</b> Central Facility

**PROJECT BUDGET****REVENUE BREAKDOWN**

REVENUE SOURCES					SALES TAX	TOTAL
PRIOR BDGTS					37,000	37,000
PRIOR EXP						
BUDGET C/0					37,000	37,000
2010-2011						
2011-2012						
2012-2013						
2013-2014						
2014-2015						
BEYOND 2015						
<b>TOTAL COST</b>					<b>37,000</b>	<b>37,000</b>

**EXPENDITURE BREAKDOWN**

EXPENDITURE BREAKDOWN	ENGINEERING	TESTING	LAND ACQUISITION	CONSTRUCTION	OTHER	TOTAL
PRIOR BDGTS					37,000	37,000
2010-2011						
2011-2012						
2012-2013						
2013-2014						
2014-2015						
BEYOND 2015						
<b>TOTAL COST</b>					<b>37,000</b>	<b>37,000</b>

**PROJECT SPECIFICATIONS****PROJECT DESCRIPTION:**

A security system in the Parking Garage.

**PROJECT JUSTIFICATION:**

The Garage is continually vandalized. Fire extinguishers are stolen; extinguisher boxes, elevator mechanisms, confusion to the guests. Consistent visual identity is an important selling tool.

**PROJECT PRIORITY:**

A

**START DATE:**

2005

**EST TIME TO COMPLETE:**

1 Year

**OPERATING BUDGET EFFECT:**
 NONE

 X  N/A

 SEE DETAIL

## SHEET A 2010-2011/2014-2015 CAPITAL IMPROVEMENTS PROGRAM

<b>PROJECT TITLE:</b> Customer Service Center	<b>PROJECT CATEGORY:</b> Other
<b>PROJECT NUMBER:</b> 869901	<b>COUNCIL DISTRICT #</b> N/A
<b>DIVISION:</b> Finance	<b>DEPARTMENT:</b> Various

**PROJECT BUDGET****REVENUE BREAKDOWN**

REVENUE SOURCES				SALES TAX BONDS 2008	SALES TAX BONDS 2004	TOTAL
PRIOR BDGTS				1,625,000	2,600,000	4,225,000
PRIOR EXP				1,504,890	2,600,000	4,104,890
BUDGET C/0				120,110	0	120,110
2010-2011						
2011-2012						
2012-2013						
2013-2014						
2014-2015						
BEYOND 2015						
<b>TOTAL COST</b>				1,625,000	2,600,000	4,225,000

**EXPENDITURE BREAKDOWN**

EXPENDITURE BREAKDOWN	ENGINEERING	TESTING	LAND ACQUISITION	CONSTRUCTION	OTHER	TOTAL
PRIOR BDGTS				4,225,000		4,225,000
2010-2011						
2011-2012						
2012-2013						
2013-2014						
2014-2015						
BEYOND 2015						
<b>TOTAL COST</b>				4,225,000		4,225,000

**PROJECT SPECIFICATIONS****PROJECT DESCRIPTION:**

Construction or renovation of existing structure for a new, centralized customer service center.

**PROJECT JUSTIFICATION:**

Presently, primary customer contact is at two sites. This new facility will place the functions handled at the Utility Customer Service Office and the Business Office, at one location, providing the public with "one stop shopping" for payment and services regarding utilities, property taxes, occupational licenses, and the like. It will also provide the City with the inherent efficiencies of a single operation.

**PROJECT PRIORITY:**

A

**START DATE:**

2005

**EST TIME TO COMPLETE:**

2 Years

**OPERATING BUDGET EFFECT:**
 NONE

 X  N/A

 SEE DETAIL

**SHEET A 2010-2011/2014-2015 CAPITAL IMPROVEMENTS PROGRAM**

<b>PROJECT TITLE:</b> Information Technology Upgrades	<b>PROJECT CATEGORY:</b> Other
<b>PROJECT NUMBER:</b> 860301	<b>COUNCIL DISTRICT #</b> N/A
<b>DIVISION:</b> Finance	<b>DEPARTMENT:</b> Various

**PROJECT BUDGET****REVENUE BREAKDOWN**

REVENUE SOURCES					SALES TAX	TOTAL
PRIOR BDGTS					733,000	733,000
PRIOR EXP					580,423	580,423
BUDGET C/0					152,577	152,577
2010-2011					100,000	100,000
2011-2012						
2012-2013						
2013-2014						
2014-2015						
BEYOND 2015						
<b>TOTAL COST</b>					<b>833,000</b>	<b>833,000</b>

**EXPENDITURE BREAKDOWN**

EXPENDITURE BREAKDOWN	ENGINEERING	TESTING	LAND ACQUISITION	CONSTRUCTION	OTHER	TOTAL
PRIOR BDGTS					733,000	733,000
2010-2011					100,000	100,000
2011-2012						
2012-2013						
2013-2014						
2014-2015						
BEYOND 2015						
<b>TOTAL COST</b>					<b>833,000</b>	<b>833,000</b>

**PROJECT SPECIFICATIONS****PROJECT DESCRIPTION:**

Purchase of various upgrades of hardware and software to the existing system as needed.

**PROJECT JUSTIFICATION:**

The City's Information System is sophisticated. As such, continuous upgrades to the hardware and the software will be needed to maintain functionality.

**PROJECT PRIORITY:** A

**START DATE:** 2003

**EST TIME TO COMPLETE:** As Needed

**OPERATING BUDGET EFFECT:**

NONE

N/A

SEE DETAIL

## SHEET A 2010-2011/2014-2015 CAPITAL IMPROVEMENTS PROGRAM

<b>PROJECT TITLE:</b> Animal Shelter Improvements	<b>PROJECT CATEGORY:</b> Public Enterprise
<b>PROJECT NUMBER:</b> 050701	<b>COUNCIL DISTRICT #</b> N/A
<b>DIVISION:</b> Public Works	<b>DEPARTMENT:</b> Animal Shelter

**PROJECT BUDGET****REVENUE BREAKDOWN**

REVENUE SOURCES					SALES TAX	TOTAL
PRIOR BDGTS					597,700	597,700
PRIOR EXP					483,133	483,133
BUDGET C/0					114,567	114,567
2010-2011					60,000	60,000
2011-2012						
2012-2013						
2013-2014						
2014-2015						
BEYOND 2015						
<b>TOTAL COST</b>					<b>657,700</b>	<b>657,700</b>

**EXPENDITURE BREAKDOWN**

EXPENDITURE BREAKDOWN	ENGINEERING	TESTING	LAND ACQUISITION	CONSTRUCTION	OTHER	TOTAL
PRIOR BDGTS	5,700			592,000		597,700
2010-2011				60,000		60,000
2011-2012						
2012-2013						
2013-2014						
2014-2015						
BEYOND 2015						
<b>TOTAL COST</b>	<b>5,700</b>			<b>652,000</b>		<b>657,700</b>

**PROJECT SPECIFICATIONS****PROJECT DESCRIPTION:**

1. To provide for a covered drive through unloading animals and adequate quarantine areas
2. To provide a building for both the old and the new cremators
3. To provide for a new cremator and emergency generator.

**PROJECT JUSTIFICATION:**

An enclosed building is needed to perform the task of disposing of euthanized or discarded animals, both for the City and surrounding areas. Currently, animals are unloaded in the weather and in full view of the public. Disposal of animals is unpleasant but necessary, and comes with many criticisms and public relation concerns. The new building will provide seclusion and weather protection while loading and unloading impounded animals, some of whom are vicious and pose a threat during the process. The additional cremator will allow extra volume and be a backup to the existing unit in case of failure. Additional kennels will meet American Humane standards.

**PROJECT PRIORITY:**

A

**START DATE:**

2005

**EST TIME TO COMPLETE:**

3 Months

**OPERATING BUDGET EFFECT:**
 NONE

 X  N/A

 SEE DETAIL

**SHEET A 2010-2011/2014-2015 CAPITAL IMPROVEMENTS PROGRAM**

<b>PROJECT TITLE:</b> Metal Building Cover for Tire Area	<b>PROJECT CATEGORY:</b> Public Enterprise
<b>PROJECT NUMBER:</b> 050702	<b>COUNCIL DISTRICT #</b> N/A
<b>DIVISION:</b> Public Works	<b>DEPARTMENT:</b> Motor Pool

**PROJECT BUDGET**

**REVENUE BREAKDOWN**

REVENUE SOURCES					SALES TAX	TOTAL
PRIOR BDGTS					165,000	165,000
PRIOR EXP					54,428	54,428
BUDGET C/0					110,572	110,572
2010-2011						
2011-2012						
2012-2013						
2013-2014						
2014-2015						
BEYOND 2015						
<b>TOTAL COST</b>					165,000	165,000

**EXPENDITURE BREAKDOWN**

EXPENDITURE BREAKDOWN	ENGINEERING	TESTING	LAND ACQUISITION	CONSTRUCTION	OTHER	TOTAL
PRIOR BDGTS	15,000			150,000		165,000
2010-2011						
2011-2012						
2012-2013						
2013-2014						
2014-2015						
BEYOND 2015						
<b>TOTAL COST</b>	15,000			150,000		165,000

**PROJECT SPECIFICATIONS**

**PROJECT DESCRIPTION:**  
Cover for tire area to prevent water from standing in tires.

**PROJECT JUSTIFICATION:**  
Requested by Motor Pool as a DEQ mandate.

**PROJECT PRIORITY:** A

**START DATE:** 2005      **EST TIME TO COMPLETE:** 3 Months

**OPERATING BUDGET EFFECT:**  
 NONE       X       N/A       SEE DETAIL

**SHEET A 2010-2011/2014-2015 CAPITAL IMPROVEMENTS PROGRAM**

<b>PROJECT TITLE:</b> Convention Hall Improvements	<b>PROJECT CATEGORY:</b> Public Enterprise
<b>PROJECT NUMBER:</b> 050708	<b>COUNCIL DISTRICT #</b> N/A
<b>DIVISION:</b> Public Works	<b>DEPARTMENT:</b> Building Services

**PROJECT BUDGET****REVENUE BREAKDOWN**

REVENUE SOURCES					SALES TAX	TOTAL
PRIOR BDGTS					690,662	690,662
PRIOR EXP					496,278	496,278
BUDGET C/0					194,384	194,384
2010-2011						
2011-2012						
2012-2013						
2013-2014						
2014-2015						
BEYOND 2015						
<b>TOTAL COST</b>					690,662	690,662

**EXPENDITURE BREAKDOWN**

EXPENDITURE BREAKDOWN	ENGINEERING	TESTING	LAND ACQUISITION	CONSTRUCTION	OTHER	TOTAL
PRIOR BDGTS	43,000			425,000	222,662	690,662
2010-2011						
2011-2012						
2012-2013						
2013-2014						
2014-2015						
BEYOND 2015						
<b>TOTAL COST</b>	43,000			425,000	222,662	690,662

**PROJECT SPECIFICATIONS****PROJECT DESCRIPTION:**

Phase 1. Replacement of Track door system that splits Convention Hall for Rentals, potable boiler  
Phase 2. Electrical Renovations to Architectural Lighting, dimming systems and Technology upgrades  
Phase 3. Wall resurfacing to create a more acoustically and aesthetically pleasing facility.  
Phase 4. Upgrade existint to meet current NFPA Fire standards.

**PROJECT JUSTIFICATION:**

This venue is in dire need of upgrading. It has stood the test for 45 years but now has become very dingy and in need of updating  
Parts are no longer available for the dimming system and the acoustics are very distracting and unacceptable for a "party"/"conv"  
venue. Technology changes and pressures make the venue not competitive without enhancements.

PROJECT PRIORITY: A

START DATE: 2007

EST TIME TO COMPLETE:

OPERATING BUDGET EFFECT:

 NONE X  N/A SEE DETAIL

**SHEET A 2010-2011/2014-2015 CAPITAL IMPROVEMENTS PROGRAM**

<b>PROJECT TITLE:</b> AUMP Lower Third Street	<b>PROJECT CATEGORY:</b> Public Enterprise
<b>PROJECT NUMBER:</b> 050710	<b>COUNCIL DISTRICT #</b> N/A
<b>DIVISION:</b> Public Works	<b>DEPARTMENT:</b> Building Services

**PROJECT BUDGET**

**REVENUE BREAKDOWN**

REVENUE SOURCES				FEDERAL FUNDS	SALES TAX	TOTAL
PRIOR BDGTS				2,800,000	700,000	3,500,000
PRIOR EXP						
BUDGET C/0				2,800,000	700,000	3,500,000
2010-2011						
2011-2012						
2012-2013						
2013-2014						
2014-2015						
BEYOND 2015						
<b>TOTAL COST</b>				2,800,000	700,000	3,500,000

**EXPENDITURE BREAKDOWN**

EXPENDITURE BREAKDOWN	ENGINEERING	TESTING	LAND ACQUISITION	CONSTRUCTION	OTHER	TOTAL
PRIOR BDGTS	310,000	90,000	100,000	3,000,000		3,500,000
2010-2011						
2011-2012						
2012-2013						
2013-2014						
2014-2015						
BEYOND 2015						
<b>TOTAL COST</b>	310,000	90,000	100,000	3,000,000		3,500,000

**PROJECT SPECIFICATIONS**

<b>PROJECT DESCRIPTION:</b>			
<b>PROJECT JUSTIFICATION:</b>			
<b>PROJECT PRIORITY:</b>	A	<b>EST TIME TO COMPLETE:</b>	3 Months
<b>START DATE:</b>	2007	<b>OPERATING BUDGET EFFECT:</b>	
	<input type="checkbox"/> NONE	<input checked="" type="checkbox"/> N/A	<input type="checkbox"/> SEE DETAIL

**SHEET A 2010-2011/2014-2015 CAPITAL IMPROVEMENTS PROGRAM**

<b>PROJECT TITLE:</b> Building Improvements	<b>PROJECT CATEGORY:</b> Public Enterprise
<b>PROJECT NUMBER:</b> 050801	<b>COUNCIL DISTRICT #</b> N/A
<b>DIVISION:</b> Public Works	<b>DEPARTMENT:</b> Building Services

**PROJECT BUDGET****REVENUE BREAKDOWN**

REVENUE SOURCES					SALES TAX	TOTAL
PRIOR BDGTS					695,683	695,683
PRIOR EXP					202,977	202,977
BUDGET C/0					492,706	492,706
2010-2011					110,000	110,000
2011-2012					110,000	110,000
2012-2013					110,000	110,000
2013-2014					110,000	110,000
2014-2015					110,000	110,000
BEYOND 2015						
<b>TOTAL COST</b>					<b>1,245,683</b>	<b>1,245,683</b>

**EXPENDITURE BREAKDOWN**

EXPENDITURE BREAKDOWN	ENGINEERING	TESTING	LAND ACQUISITION	CONSTRUCTION	OTHER	TOTAL
PRIOR BDGTS	146,000			549,683		695,683
2010-2011	10,000			100,000		110,000
2011-2012	10,000			100,000		110,000
2012-2013	10,000			100,000		110,000
2013-2014	10,000			100,000		110,000
2014-2015	10,000			100,000		110,000
BEYOND 2015						
<b>TOTAL COST</b>	<b>196,000</b>			<b>1,049,683</b>		<b>1,245,683</b>

**PROJECT SPECIFICATIONS****PROJECT DESCRIPTION:**

As our many structures are aging, this project provides for a planned approach to replacement and enhancements of city properties. By including many sub-projects in this single project, this allows for adjustments in priorities of work pending conditions "on the ground" in the current fiscal year. By planning ahead on funding, the Council can anticipate inevitable expenditures while allowing the Building Maintenance operation the flexibility to apply the funds at the most expedient place.

**PROJECT JUSTIFICATION:**

Currently tasks in this project include HVAC Renovation at City Hall, Paint Shop addition, Foundation Repair./ door work at City Compound, Replacement of HVAC Split systems at City Compound and other projects.

PROJECT PRIORITY: A

START DATE: 2007

EST TIME TO COMPLETE:

Ongoing

OPERATING BUDGET EFFECT:

 NONE X  N/A SEE DETAIL

**SHEET A 2010-2011/2014-2015 CAPITAL IMPROVEMENTS PROGRAM**

<b>PROJECT TITLE:</b> Roof Replacement	<b>PROJECT CATEGORY:</b> Public Enterprise
<b>PROJECT NUMBER:</b> 050802	<b>COUNCIL DISTRICT #</b> N/A
<b>DIVISION:</b> Public Works	<b>DEPARTMENT:</b> Building Services

**PROJECT BUDGET****REVENUE BREAKDOWN**

REVENUE SOURCES					SALES TAX	TOTAL
PRIOR BDGTS					1,404,700	1,404,700
PRIOR EXP					493,255	493,255
BUDGET C/0					911,445	911,445
2010-2011					803,000	803,000
2011-2012					200,000	200,000
2012-2013					200,000	200,000
2013-2014					200,000	200,000
2014-2015					100,000	100,000
BEYOND 2015						
<b>TOTAL COST</b>					<b>2,907,700</b>	<b>2,907,700</b>

**EXPENDITURE BREAKDOWN**

EXPENDITURE BREAKDOWN	ENGINEERING	TESTING	LAND ACQUISITION	CONSTRUCTION	OTHER	TOTAL
PRIOR BDGTS	105,200			1,299,500		1,404,700
2010-2011	73,000			730,000		803,000
2011-2012				200,000		200,000
2012-2013				200,000		200,000
2013-2014				200,000		200,000
2014-2015				100,000		100,000
BEYOND 2015						
<b>TOTAL COST</b>	<b>178,200</b>			<b>2,729,500</b>		<b>2,907,700</b>

**PROJECT SPECIFICATIONS****PROJECT DESCRIPTION:**

Replace roofs on different buildings as needed.

**PROJECT JUSTIFICATION:**

As roofs age they begin to leak. Failure can be predicted through core sampling and analysis. This project will provide funding for the testing and the replacement if indicated.

**PROJECT PRIORITY:**

A

**START DATE:**

2007

**EST TIME TO COMPLETE:**

Ongoing

**OPERATING BUDGET EFFECT:**
 NONE

 X  N/A

 SEE DETAIL

**SHEET A 2010-2011/2014-2015 CAPITAL IMPROVEMENTS PROGRAM**

<b>PROJECT TITLE:</b> Large Truck Wash Tunnel Renovation	<b>PROJECT CATEGORY:</b> Public Enterprise
<b>PROJECT NUMBER:</b> 050806	<b>COUNCIL DISTRICT #</b> N/A
<b>DIVISION:</b> Public Works	<b>DEPARTMENT:</b> Building Services

**PROJECT BUDGET****REVENUE BREAKDOWN**

REVENUE SOURCES					SALES TAX	TOTAL
PRIOR BDGTS					152,000	152,000
PRIOR EXP					7,095	7,095
BUDGET C/0					144,905	144,905
2010-2011						
2011-2012						
2012-2013						
2013-2014						
2014-2015						
BEYOND 2015						
<b>TOTAL COST</b>					152,000	152,000

**EXPENDITURE BREAKDOWN**

EXPENDITURE BREAKDOWN	ENGINEERING	TESTING	LAND ACQUISITION	CONSTRUCTION	OTHER	TOTAL
PRIOR BDGTS	12,000			140,000		152,000
2010-2011						
2011-2012						
2012-2013						
2013-2014						
2014-2015						
BEYOND 2015						
<b>TOTAL COST</b>	12,000			140,000		152,000

**PROJECT SPECIFICATIONS****PROJECT DESCRIPTION:**

Add new large vehicle automatic wash mechanism including new spinner arches, pump and a 2 stage chemical wash.

**PROJECT JUSTIFICATION:**

The existing unit fell into disrepair and is inoperable. A new pump is needed and technology upgraded to more effectively clean the exterior and bottoms of heavy and industrial equipment.

**PROJECT PRIORITY:**

A

**START DATE:**

2,007

**EST TIME TO COMPLETE:****OPERATING BUDGET EFFECT:**

NONE

X

N/A

SEE DETAIL

**SHEET A 2010-2011/2014-2015 CAPITAL IMPROVEMENTS PROGRAM**

<b>PROJECT TITLE:</b> Harold Miles Park Improvements	<b>PROJECT CATEGORY:</b> Public Enterprise
<b>PROJECT NUMBER:</b> 050807	<b>COUNCIL DISTRICT #</b> N/A
<b>DIVISION:</b> Public Works	<b>DEPARTMENT:</b> Building Services

**PROJECT BUDGET**

**REVENUE BREAKDOWN**

REVENUE SOURCES					SALES TAX	TOTAL
PRIOR BDGTS					55,000	55,000
PRIOR EXP					23,131	23,131
BUDGET C/0					31,869	31,869
2010-2011						
2011-2012						
2012-2013						
2013-2014						
2014-2015						
BEYOND 2015					330,000	330,000
<b>TOTAL COST</b>					<b>385,000</b>	<b>385,000</b>

**EXPENDITURE BREAKDOWN**

EXPENDITURE BREAKDOWN	ENGINEERING	TESTING	LAND ACQUISITION	CONSTRUCTION	OTHER	TOTAL
PRIOR BDGTS	55,000					55,000
2010-2011						
2011-2012						
2012-2013						
2013-2014						
2014-2015						
BEYOND 2015	25,000			305,000		330,000
<b>TOTAL COST</b>	<b>80,000</b>			<b>305,000</b>		<b>385,000</b>

**PROJECT SPECIFICATIONS**

**PROJECT DESCRIPTION:**

Renovation to Harold Miles Park includes replacement of kitchen and addition of restrooms as well as other general renovation improvements such in increasing the size of the dining area

**PROJECT JUSTIFICATION:**

This will bring the building up to health codes, provide structural integrity, and improve overall usability.

**PROJECT PRIORITY:** A

**START DATE:** 2007

**EST TIME TO COMPLETE:** 3 Months

**OPERATING BUDGET EFFECT:**

NONE

N/A

SEE DETAIL

**SHEET A 2010-2011/2014-2015 CAPITAL IMPROVEMENTS PROGRAM**

<b>PROJECT TITLE:</b> Brownsfield Grants	<b>PROJECT CATEGORY:</b> Public Enterprise
<b>PROJECT NUMBER:</b> 050812	<b>COUNCIL DISTRICT #</b> N/A
<b>DIVISION:</b> Public Works	<b>DEPARTMENT:</b> Building Services

**PROJECT BUDGET**

**REVENUE BREAKDOWN**

REVENUE SOURCES					SALES TAX	TOTAL
PRIOR BDGTS					100,000	100,000
PRIOR EXP					43,926	43,926
BUDGET C/0					56,074	56,074
2010-2011						
2011-2012						
2012-2013						
2013-2014						
2014-2015						
BEYOND 2015						
<b>TOTAL COST</b>					100,000	100,000

**EXPENDITURE BREAKDOWN**

EXPENDITURE BREAKDOWN	ENGINEERING	TESTING	LAND ACQUISITION	CONSTRUCTION	OTHER	TOTAL
PRIOR BDGTS					100,000	100,000
2010-2011						
2011-2012						
2012-2013						
2013-2014						
2014-2015						
BEYOND 2015						
<b>TOTAL COST</b>					100,000	100,000

**PROJECT SPECIFICATIONS**

**PROJECT DESCRIPTION:**

**PROJECT JUSTIFICATION:**

**PROJECT PRIORITY:** A

**START DATE:** 2008      **EST TIME TO COMPLETE:** 1 Year

**OPERATING BUDGET EFFECT:** NONE      X      N/A      SEE DETAIL

**SHEET A 2010-2011/2014-2015 CAPITAL IMPROVEMENTS PROGRAM**

<b>PROJECT TITLE:</b> Fueling Depot Improvements	<b>PROJECT CATEGORY:</b> Public Enterprise
<b>PROJECT NUMBER:</b> 050903	<b>COUNCIL DISTRICT #</b> N/A
<b>DIVISION:</b> Public Works	<b>DEPARTMENT:</b> Motor Pool

**PROJECT BUDGET**

**REVENUE BREAKDOWN**

REVENUE SOURCES					SALES TAX	TOTAL
PRIOR BDGTS					190,000	190,000
PRIOR EXP						
BUDGET C/0					190,000	190,000
2010-2011						
2011-2012						
2012-2013						
2013-2014						
2014-2015						
BEYOND 2015						
<b>TOTAL COST</b>					190,000	190,000

**EXPENDITURE BREAKDOWN**

EXPENDITURE BREAKDOWN	ENGINEERING	TESTING	LAND ACQUISITION	CONSTRUCTION	OTHER	TOTAL
PRIOR BDGTS	10,000			180,000		190,000
2010-2011						
2011-2012						
2012-2013						
2013-2014						
2014-2015						
BEYOND 2015						
<b>TOTAL COST</b>	10,000			180,000		190,000

**PROJECT SPECIFICATIONS**

**PROJECT DESCRIPTION:**

Extend the Fueling Depot Canopy to cover all pumps.  
Retrofit/replace obsolete Petrovend POS systems.

**PROJECT JUSTIFICATION:**

The City is required to operate the City Complex under a LDEQ stormwater discharging permit. The permit specifically regulates the discharge from fueling operations and places numerical limits on pollutants that can be discharged such as oil and grease. Initial testing showed the Fuel Depot to be out of compliance. A cover must be constructed over the fueling area to minimize the discharge of petroleum products to the storm drain system.

**PROJECT PRIORITY:**

**START DATE:** N/A

**EST TIME TO COMPLETE:**

**OPERATING BUDGET EFFECT:**

NONE

N/A

SEE DETAIL

**SHEET A 2010-2011/2014-2015 CAPITAL IMPROVEMENTS PROGRAM**

<b>PROJECT TITLE:</b> City Compound Security Enhancements	<b>PROJECT CATEGORY:</b> Public Enterprise
<b>PROJECT NUMBER:</b> 050905	<b>COUNCIL DISTRICT #</b> N/A
<b>DIVISION:</b> Public Works	<b>DEPARTMENT:</b> Building Services

**PROJECT BUDGET****REVENUE BREAKDOWN**

REVENUE SOURCES					SALES TAX	TOTAL
PRIOR BDGTS					88,000	88,000
PRIOR EXP					44,560	44,560
BUDGET C/0					43,440	43,440
2010-2011						
2011-2012						
2012-2013						
2013-2014						
2014-2015						
BEYOND 2015						
<b>TOTAL COST</b>					<b>88,000</b>	<b>88,000</b>

**EXPENDITURE BREAKDOWN**

EXPENDITURE BREAKDOWN	ENGINEERING	TESTING	LAND ACQUISITION	CONSTRUCTION	OTHER	TOTAL
PRIOR BDGTS				88,000		88,000
2010-2011						
2011-2012						
2012-2013						
2013-2014						
2014-2015						
BEYOND 2015						
<b>TOTAL COST</b>				<b>88,000</b>		<b>88,000</b>

**PROJECT SPECIFICATIONS****PROJECT DESCRIPTION:**

ID Prox Card access systems for gates & turnstiles  
 CCTV System Improvements  
 New vehicle gate operators and renovations

**PROJECT JUSTIFICATION:**

The City Compound houses most of the critical operations of the Public Works Division and some operations of the Utilities Division. There is a considerable investment in equipment and supplies that needs further securing. Existing CCTV system is outdated, inadequate, and is down for repair frequently. Existing gate operators are 15 years old, and should be upgraded with the proposed 24/7 automatic operation. The Card Access System will integrate with the city wide keyless security system to provide tighter control and reporting of access.

**PROJECT PRIORITY:****START DATE:** N/A**EST TIME TO COMPLETE:****OPERATING BUDGET EFFECT:**
 NONE

 X  N/A

 SEE DETAIL

**SHEET A 2010-2011/2014-2015 CAPITAL IMPROVEMENTS PROGRAM**

<b>PROJECT TITLE:</b> Work Management Software	<b>PROJECT CATEGORY:</b> Public Enterprise
<b>PROJECT NUMBER:</b> 051001	<b>COUNCIL DISTRICT #</b> N/A
<b>DIVISION:</b> Public Works	<b>DEPARTMENT:</b> Central Facility

**PROJECT BUDGET**

**REVENUE BREAKDOWN**

REVENUE SOURCES					SALES TAX	TOTAL
PRIOR BDGTS					50,000	50,000
PRIOR EXP						
BUDGET C/0					50,000	50,000
2010-2011					30,000	30,000
2011-2012					30,000	30,000
2012-2013						
2013-2014						
2014-2015						
BEYOND 2015						
<b>TOTAL COST</b>					<b>110,000</b>	<b>110,000</b>

**EXPENDITURE BREAKDOWN**

EXPENDITURE BREAKDOWN	ENGINEERING	TESTING	LAND ACQUISITION	CONSTRUCTION	OTHER	TOTAL
PRIOR BDGTS					50,000	50,000
2010-2011					30,000	30,000
2011-2012					30,000	30,000
2012-2013					c/	
2013-2014						
2014-2015						
BEYOND 2015						
<b>TOTAL COST</b>					<b>110,000</b>	<b>110,000</b>

**PROJECT SPECIFICATIONS**

**PROJECT DESCRIPTION:**

Work Management Software will provide cost accounting for labor and materials, preventive work planning and roll up costing on an enterprise basis. The roll out will be in three phases starting with the Water and Building Services Departments. The second and third years will bring on other departments.

**PROJECT JUSTIFICATION:**

Work Orders—scheduling jobs, assigning personnel, reserving materials, and recording costs. Preventive Maintenance—keeping track of preventive maintenance inspections and jobs, including step-by-step instructions or checklists, lists of materials required, and other pertinent details. Asset Management—recording data about equipment and property including specifications, warranty information, service contracts, spare parts, purchase date, and expected lifetime. Inventory Control—management of spare parts, tools, and other materials including the reservation of materials. Advanced Reporting and Analytics—creating customized reports and analyses that can be used to forecast likely problems in time.

**PROJECT PRIORITY:** B

**START DATE:** N/A **EST TIME TO COMPLETE:** N/A

**OPERATING BUDGET EFFECT:**

NONE

N/A

SEE DETAIL

**SHEET A 2010-2011/2014-2015 CAPITAL IMPROVEMENTS PROGRAM**

<b>PROJECT TITLE:</b> Riverfront Improvements	<b>PROJECT CATEGORY:</b> Public Enterprise
<b>PROJECT NUMBER:</b> 051002	<b>COUNCIL DISTRICT #</b> N/A
<b>DIVISION:</b> Public Works	<b>DEPARTMENT:</b> Central Facility

**PROJECT BUDGET****REVENUE BREAKDOWN**

REVENUE SOURCES					SALES TAX	TOTAL
PRIOR BDGTS					500,000	500,000
PRIOR EXP					15,635	15,635
BUDGET C/0					484,365	484,365
2010-2011						
2011-2012						
2012-2013						
2013-2014						
2014-2015						
BEYOND 2015						
<b>TOTAL COST</b>					500,000	500,000

**EXPENDITURE BREAKDOWN**

EXPENDITURE BREAKDOWN	ENGINEERING	TESTING	LAND ACQUISITION	CONSTRUCTION	OTHER	TOTAL
PRIOR BDGTS					500,000	500,000
2010-2011						
2011-2012						
2012-2013						
2013-2014						
2014-2015						
BEYOND 2015						
<b>TOTAL COST</b>					500,000	500,000

**PROJECT SPECIFICATIONS****PROJECT DESCRIPTION:**

As this valued and essential asset is aging, this project provides for a planned approach to replacement and enhancements of the Riverfront property. By including many sub-projects in this single project, this allows for adjustments in priorities of work pending condition. This will be a consolidation of some existing projects and addition of some new projects.

**PROJECT JUSTIFICATION:**

Currently, tasks in this project include HVAC Control System upgrade (70K), sealing of exterior masonry(15K), modernization of temporary wiring for conventions(35k), conditioning of equipment storage room to prevent rusting of equipment and furniture (15K), furniture and fixture replacement (85K), upgrade of building lighting system(110K), and other projects.

**PROJECT PRIORITY:** B

**START DATE:** N/A **EST TIME TO COMPLETE:** N/A

**OPERATING BUDGET EFFECT:**

NONE

N/A

SEE DETAIL



**SHEET A 2010-2011/2014-2015 CAPITAL IMPROVEMENTS PROGRAM**

<b>PROJECT TITLE:</b> Demolition of Stockyard	<b>PROJECT CATEGORY:</b> Public Enterprise
<b>PROJECT NUMBER:</b> 051004	<b>COUNCIL DISTRICT #</b> N/A
<b>DIVISION:</b> Public Works	<b>DEPARTMENT:</b> Central Facility

**PROJECT BUDGET****REVENUE BREAKDOWN**

REVENUE SOURCES					LTD TAX BONDS 2008	TOTAL
PRIOR BDGTS					275,000	275,000
PRIOR EXP					108,570	108,570
BUDGET C/0					166,430	166,430
2010-2011						
2011-2012						
2012-2013						
2013-2014						
2014-2015						
BEYOND 2015						
<b>TOTAL COST</b>					275,000	275,000

**EXPENDITURE BREAKDOWN**

EXPENDITURE BREAKDOWN	ENGINEERING	TESTING	LAND ACQUISITION	CONSTRUCTION	OTHER	TOTAL
PRIOR BDGTS					275,000	275,000
2010-2011						
2011-2012						
2012-2013						
2013-2014						
2014-2015						
BEYOND 2015						
<b>TOTAL COST</b>					275,000	275,000

**PROJECT SPECIFICATIONS****PROJECT DESCRIPTION:**

Demolition of existing building on property purchased by the City.

**PROJECT JUSTIFICATION:**

Encourage private investor development of residential and commercial uses within the SPARC-CRA1 Corridor .

**PROJECT PRIORITY:** B

**START DATE:** N/A **EST TIME TO COMPLETE:** N/A

**OPERATING BUDGET EFFECT:**

NONE

N/A

SEE DETAIL

**SHEET A 2010-2011/2014-2015 CAPITAL IMPROVEMENTS PROGRAM**

<b>PROJECT TITLE:</b> Mobile Emergency Equipment	<b>PROJECT CATEGORY:</b> Public Enterprise
<b>PROJECT NUMBER:</b> 051101	<b>COUNCIL DISTRICT #</b> N/A
<b>DIVISION:</b> Public Works	<b>DEPARTMENT:</b> Central Facility

**PROJECT BUDGET**

**REVENUE BREAKDOWN**

REVENUE SOURCES					SALES TAX	TOTAL
PRIOR BDGTS						
PRIOR EXP						
BUDGET C/0						
2010-2011					222,300	222,300
2011-2012						
2012-2013						
2013-2014						
2014-2015						
BEYOND 2015						
<b>TOTAL COST</b>					222,300	222,300

**EXPENDITURE BREAKDOWN**

EXPENDITURE BREAKDOWN	ENGINEERING	TESTING	LAND ACQUISITION	CONSTRUCTION	OTHER	TOTAL
PRIOR BDGTS						
2010-2011					222,300	222,300
2011-2012						
2012-2013						
2013-2014						
2014-2015						
BEYOND 2015						
<b>TOTAL COST</b>					222,300	222,300

**PROJECT SPECIFICATIONS**

**PROJECT DESCRIPTION:**

Acquisition of flood response equipment including both large and small format pumps, mobile generators, emergency lighting, automated sandbagging equipment, and related infrastructure.

**PROJECT JUSTIFICATION:**

This equipment will be key in responding to emergencies such as flooding and other special conditions.

**PROJECT PRIORITY:** B

**START DATE:** N/A **EST TIME TO COMPLETE:** N/A

**OPERATING BUDGET EFFECT:**

NONE

N/A

SEE DETAIL

**SHEET A 2010-2011/2014-2015 CAPITAL IMPROVEMENTS PROGRAM**

<b>PROJECT TITLE:</b> Recreation Operations Building	<b>PROJECT CATEGORY:</b> Public Enterprise
<b>PROJECT NUMBER:</b> 051102	<b>COUNCIL DISTRICT #</b> N/A
<b>DIVISION:</b> Public Works	<b>DEPARTMENT:</b> Recreation

**PROJECT BUDGET****REVENUE BREAKDOWN**

REVENUE SOURCES					SALES TAX	TOTAL
PRIOR BDGTS						
PRIOR EXP						
BUDGET C/0						
2010-2011					550,000	550,000
2011-2012						
2012-2013						
2013-2014						
2014-2015						
BEYOND 2015						
<b>TOTAL COST</b>					550,000	550,000

**EXPENDITURE BREAKDOWN**

EXPENDITURE BREAKDOWN	ENGINEERING	TESTING	LAND ACQUISITION	CONSTRUCTION	OTHER	TOTAL
PRIOR BDGTS						
2010-2011	50,000			500,000		550,000
2011-2012						
2012-2013						
2013-2014						
2014-2015						
BEYOND 2015						
<b>TOTAL COST</b>	50,000			500,000		550,000

**PROJECT SPECIFICATIONS****PROJECT DESCRIPTION:**

The Recreation Maintenance Operation Building will be a simple building to match others at the City Compound. The building will consist of a small engine maintenance area, a secure facility for small engine and other equipment, an inventory area, his and hers restrooms, three offices for supervisors and a general office area. This facility will be about 3400 square feet.

**PROJECT JUSTIFICATION:**

This will accommodate their move of operations to the City Compound and will accommodate a closer integration with management.

**PROJECT PRIORITY:** B

**START DATE:** N/A **EST TIME TO COMPLETE:** N/A

**OPERATING BUDGET EFFECT:**

NONE

N/A

SEE DETAIL

2010-2011/2014-2015 CAPITAL IMPROVEMENTS BUDGET

**\*\*\*This Page Left Blank\*\*\***

## D. DRAINAGE



## TABLE OF CONTENTS

	<u><i>DRAINAGE</i></u>	<u>PAGE</u>
259202	Bayou Roberts @ Landmark .....	4
259603	16th St Flood Control Structure .....	5
259902	Master Drainage Map Update .....	6
250203	Southern Heights Drainage .....	7
250211	Acquisition-ROW/Servitudes .....	8
250303	Catch Basins Upgrade .....	9
250310	Culpepper/Llewellyn Ph 1 .....	10
250421	Residential Ditch Closure .....	11
250502	WS Bayou/Chatlin/Bennett .....	12
250504	Hudson/Natchez-Lincoln .....	13
250508	Drainage/Applebee's Dorchester .....	14
250509	Elizabeth Street Drainage .....	15
250511	Prescott/Shirley Park-Texas .....	16
250512	Pump Station Repairs .....	17
250604	Chatlain Lake-Willow Glen Hudson .....	18
250801	Ellis & Paul Drainage & Outfall .....	19
250803	Woodale Outfall/ Railrd Ave Ph 1 .....	20
250901	City Wide Drainage Improvemnts .....	21
251001	Duhon Lane Drainage .....	22
251002	Culpepper/Llewellyn Ph 2 .....	23
251003	Red River Levee Certification .....	24
251101	Woodale Outfall/ Railrd Ave Ph 2 .....	25
251102	Woodale Outfall/ Railrd Ave Ph 3 .....	26
251103	Masonic Drive RCB Extension .....	27
251104	Tangent Rail RCB .....	28
251105	Martin Park Drainage .....	29

2010-2011

**COMBINED CAPITAL PROJECTS  
SOURCES OF FUNDING SUMMARY**

**DRAINAGE**

PROJECT IDENTIFICATION	SALES TAXES	SALES TX BONDS 08	LTD TX BOND 08	AD VAL TAX- 08	FEDERAL FUNDS	STATE FUNDS	UTILITY FUND	OTHER	TOTALS
16th St Flood Control Structure	(174,987)								(174,987)
Master Drainage Map Update	(45,447)								(45,447)
Southern Heights Drainage		1,035,000							1,035,000
Acquisition-ROW/Servitudes	60,000								60,000
Catch Basin Upgrades	50,000								50,000
Residential Ditch Closure			200,000						200,000
WS Bayou/Chatlin/Bennett	(99,915)								(99,915)
Elizabeth Street Drainage	(1,458)								(1,458)
Pump Station Repairs	10,000								10,000
Chatlain Lake-Willow Glen Hudson	150,000								150,000
Culpepper/Llewellyn Ph 2	570,000								570,000
Woodale Outfall/ Railrd Ave Ph 2		590,000							590,000
Woodale Outfall/ Railrd Ave Ph 3		250,000							250,000
Masonic Drive RCB Extension	200,000								200,000
Tangent Rail RCB		400,000							400,000
Martin Park Drainage		650,000							650,000
<b>Total Drainage</b>	<b>718,193</b>	<b>2,925,000</b>	<b>200,000</b>	<b>0</b>	<b>0</b>	<b>0</b>	<b>0</b>	<b>0</b>	<b>3,843,193</b>

**2010-2011**  
**GENERAL CAPITAL PROJECTS**  
**FIVE YEAR CAPITAL PLAN**

**DRAINAGE**

PROJ #	PROJECT IDENTIFICATION	BUDGET C/O	FISCAL YEAR					TOTAL 5 YEAR	BEYOND 2015	TOTAL COST	
			10-11	11-12	12-13	13-14	14-15				
259202	Bayou Roberts @ Landmark	48,774						0		48,774	
259603	16th St Flood Control Structure	174,987	(174,987)					(174,987)		0	
259902	Master Drainage Map Update	45,447	(45,447)					(45,447)		0	
250203	Southern Heights Drainage @	214,924	1,035,000					1,035,000		1,249,924	
250211	Acquisition-ROW/Servitudes	203,672	60,000	60,000	60,000	60,000	60,000	300,000		503,672	
250303	Catch Basins Upgrade	259,005	50,000	50,000	50,000	50,000	50,000	250,000		509,005	
250310	Culpepper/Llewellyn Ph 1	78,576						0		78,576	
250421	Residential Ditch Closure @	1,658,698	200,000	375,000	375,000	375,000	375,000	1,700,000		3,358,698	
250502	WS Bayou/Chatlin/Bennett	99,915	(99,915)					(99,915)		0	
250504	Hudson/Natchez-Lincoln	181,279						0		181,279	
250508	Drainage/Applebee's Dorchester @	519,147						0		519,147	
250509	Elizabeth Street Drainage @	1,458	(1,458)					(1,458)		0	
250511	Prescott/Shirley Park-Texas @	793,717						0		793,717	
250512	Pump Station Repairs	84,012	10,000	10,000	10,000	10,000	10,000	50,000		134,012	
250604	Chatlain Lake-Willow Glen Hudson	84,320	150,000	1,378,000				1,528,000		1,612,320	
250801	Ellis & Paul Drainage & Outfall	535,000						0		535,000	
250803	Woodale Outfall/ Railrd Ave Ph1	1,046,144						0		1,046,144	
250901	City Wide Drainage Improvemnts	233,775						0		233,775	
251001	Duhon Lane Drainage	298,115						0		298,115	
251002	Culpepper/Llewellyn Ph 2	116,441	570,000					570,000		686,441	
251003	Red River Levee Certification	498,741						0		498,741	
251101	Woodale Outfall/ Railrd Ave Ph 2	0	590,000	525,000				1,115,000		1,115,000	
251102	Woodale Outfall/ Railrd Ave Ph 3	0	250,000		1,015,000	760,000		2,025,000		2,025,000	
251103	Masonic Drive RCB Extension	0	200,000	2,018,000				2,218,000		2,218,000	
251104	Tangent Rail RCB	0	400,000	932,000				1,332,000		1,332,000	
251105	Martin Park Drainage	0	650,000	104,000				754,000		754,000	
<b>Total Drainage</b>			7,176,147	3,843,193	5,452,000	1,510,000	1,255,000	495,000	12,555,193	0	19,731,340

\* Project Number to be Assigned

@ New or Revised Projects

Projects to be closed

**SHEET A 2010-2011/2014-2015 CAPITAL IMPROVEMENTS PROGRAM**

<b>PROJECT TITLE:</b> Bayou Roberts at Landmark	<b>PROJECT CATEGORY:</b> Drainage
<b>PROJECT NUMBER:</b> 259202	<b>COUNCIL DISTRICT #</b> 5
<b>DIVISION:</b> Planning & Economic Development	<b>DEPARTMENT:</b> Engineering

**PROJECT BUDGET**

**REVENUE BREAKDOWN**

REVENUE SOURCES				SALES TAX	PROPERTY TAX - 88	TOTAL
PRIOR BDGTS				789,029	1,284,170	2,073,199
PRIOR EXP				740,255	1,284,170	2,024,425
BUDGET C/0				48,774	0	48,774
2010-2011						
2011-2012						
2012-2013						
2013-2014						
2014-2015						
Future Funding						
<b>TOTAL COST</b>				789,029	1,284,170	2,073,199

**EXPENDITURE BREAKDOWN**

EXPENDITURE BREAKDOWN	ENGINEERING	TESTING	LAND ACQUISITION	CONSTRUCTION	OTHER	TOTAL
PRIOR BDGTS	153,000	2,500	144,029	1,731,101	42,569	2,073,199
2010-2011						
2011-2012						
2012-2013						
2013-2014						
2014-2015						
Future Funding						
<b>TOTAL COST</b>	153,000	2,500	144,029	1,731,101	42,569	2,073,199

**PROJECT SPECIFICATIONS**

**PROJECT DESCRIPTION:**

Installation of storm sewer pipe between Landmark Subdivision and Bellina Farms, from Bayou Roberts to Tenneyson Oak Drive; construction of earthen ditch from rear of Landmark Subdivision to the Diversion Canal; construction of control structure in Bayou Roberts and all additional drainage appurtenances.

**PROJECT JUSTIFICATION:**

This project was included on Proposition No. 2 (Drainage Improvement Tax).

**PROJECT PRIORITY:** A

**START DATE:** January 2000

**EST TIME TO COMPLETE:** 6 Years

**OPERATING BUDGET EFFECT:**

NONE

N/A

SEE DETAIL

## SHEET A 2010-2011/2014-2015 CAPITAL IMPROVEMENTS PROGRAM

<b>PROJECT TITLE:</b> 16th Street Flood Control Out Fall Structure	<b>PROJECT CATEGORY:</b> Drainage
<b>PROJECT NUMBER:</b> 259603	<b>COUNCIL DISTRICT #</b> 1
<b>DIVISION:</b> Planning & Economic Development	<b>DEPARTMENT:</b> Engineering

## PROJECT BUDGET

## REVENUE BREAKDOWN

REVENUE SOURCES					SALES TAX	TOTAL
PRIOR BDGTS					180,000	180,000
PRIOR EXP					5,013	5,013
BUDGET C/0					174,987	174,987
2010-2011					(174,987)	(174,987)
2011-2012						
2012-2013						
2013-2014						
2014-2015						
Future Funding						
<b>TOTAL COST</b>					5,013	5,013

## EXPENDITURE BREAKDOWN

EXPENDITURE BREAKDOWN	ENGINEERING	TESTING	LAND ACQUISITION	CONSTRUCTION	OTHER	TOTAL
PRIOR BDGTS	15,000	500		159,000	5,500	180,000
2010-2011				(174,987)		(174,987)
2011-2012						
2012-2013						
2013-2014						
2014-2015						
Future Funding						
<b>TOTAL COST</b>	15,000	500		(15,987)	5,500	5,013

## PROJECT SPECIFICATIONS

## PROJECT DESCRIPTION:

Reconstruction of concrete slope pavement located at 16th Street Flood Gate Out Fall Structure.

## PROJECT JUSTIFICATION:

During the construction of Flood Control improvements at the 16th Street Flood Control Structure we noticed failures to the existing slope pavement. Prior to the completion of this project several concrete panels failed due to tremendous voids under the pavement. The concrete pavement needs to be replaced soon to prevent erosion in this area and possible liability to the City in the event someone falls on the pavement.

## PROJECT PRIORITY:

A

START DATE: October 2006

EST TIME TO COMPLETE:

Three Months

OPERATING BUDGET EFFECT:

 NONE

 N/A

 SEE DETAIL

**SHEET A 2010-2011/2014-2015 CAPITAL IMPROVEMENTS PROGRAM**

<b>PROJECT TITLE:</b> Master Drainage Map Update	<b>PROJECT CATEGORY:</b> Drainage
<b>PROJECT NUMBER:</b> 259902	<b>COUNCIL DISTRICT #</b> All
<b>DIVISION:</b> Planning & Economic Development	<b>DEPARTMENT:</b> Engineering

**PROJECT BUDGET****REVENUE BREAKDOWN**

REVENUE SOURCES					SALES TAX	TOTAL
PRIOR BDGTS					70,000	70,000
PRIOR EXP					24,553	24,553
BUDGET C/0					45,447	45,447
2010-2011					(45,447)	(45,447)
2011-2012						
2012-2013						
2013-2014						
2014-2015						
Future Funding						
<b>TOTAL COST</b>					24,553	24,553

**EXPENDITURE BREAKDOWN**

EXPENDITURE BREAKDOWN	ENGINEERING	TESTING	LAND ACQUISITION	CONSTRUCTION	OTHER	TOTAL
PRIOR BDGTS	52,000				18,000	70,000
2010-2011	(45,447)					(45,447)
2011-2012						
2012-2013						
2013-2014						
2014-2015						
Future Funding						
<b>TOTAL COST</b>	6,553				18,000	24,553

**PROJECT SPECIFICATIONS****PROJECT DESCRIPTION:**

To update the City's Master Drainage Map.

**PROJECT JUSTIFICATION:**

The City had a Master Drainage Study made in 1982, this study now needs to be updated to address development within our Corp. Limits and to have future projects designed using current design methods.

**PROJECT PRIORITY:**

A

**START DATE:** Ongoing**EST TIME TO COMPLETE:**

Ongoing

**OPERATING BUDGET EFFECT:**
 NONE

 N/A

 SEE DETAIL

**SHEET A 2010-2011/2014-2015 CAPITAL IMPROVEMENTS PROGRAM**

<b>PROJECT TITLE:</b> Southern Heights Subdivision Drainage/Street Improvements	<b>PROJECT CATEGORY:</b> Drainage
<b>PROJECT NUMBER:</b> 250203	<b>COUNCIL DISTRICT #</b> 2
<b>DIVISION:</b> Planning & Economic Development	<b>DEPARTMENT:</b> Engineering

**PROJECT BUDGET****REVENUE BREAKDOWN**

REVENUE SOURCES	SALES TAX BONDS 2008	UTILITY FUNDS	SALES TAX BONDS 2004	SALES TAX	TOTAL
PRIOR BDGTS		61,910	811,220	1,361,736	2,234,866
PRIOR EXP		61,910	811,220	1,146,812	2,019,942
BUDGET C/0		0	0	214,924	214,924
2010-2011	1,035,000				1,035,000
2011-2012					
2012-2013					
2013-2014					
2014-2015					
Future Funding					
<b>TOTAL COST</b>	<b>1,035,000</b>	<b>61,910</b>	<b>811,220</b>	<b>1,361,736</b>	<b>3,269,866</b>

**EXPENDITURE BREAKDOWN**

EXPENDITURE BREAKDOWN	ENGINEERING	TESTING	LAND ACQUISITION	CONSTRUCTION	OTHER	TOTAL
PRIOR BDGTS	181,000	3,500	12,500	2,023,866	14,000	2,234,866
2010-2011	35,000			1,000,000		1,035,000
2011-2012						
2012-2013						
2013-2014						
2014-2015						
Future Funding						
<b>TOTAL COST</b>	<b>216,000</b>	<b>3,500</b>	<b>12,500</b>	<b>3,023,866</b>	<b>14,000</b>	<b>3,269,866</b>

**PROJECT SPECIFICATIONS****PROJECT DESCRIPTION:**

Installation of 15", 18", 24" and 30" RCP, catch basins, 24 feet wide 6" thick concrete street with curb and gutters, relocation of utilities and all additional street and drainage appurtenances required to complete this Project.

Street and drainage improvements are to be provided on Jefferson Street from Lee Street to Joseph Street, on Joseph Street from Jefferson Street to Carlton Street and on Carlton Street from Joseph Street to Green Street.

**PROJECT JUSTIFICATION:**

The existing drainage facility is inadequate to accommodate the storm flow in this neighborhood. Street and drainage improvements are proposed to reduce flooding.

**PROJECT PRIORITY:**

A

**START DATE:** June 2005**EST TIME TO COMPLETE:**

Four Months

**OPERATING BUDGET EFFECT:** NONE N/A SEE DETAIL

**SHEET A 2010-2011/2014-2015 CAPITAL IMPROVEMENTS PROGRAM**

<b>PROJECT TITLE:</b> Right of Ways & Servitudes	<b>PROJECT CATEGORY:</b> Drainage
<b>PROJECT NUMBER:</b> 250211	<b>COUNCIL DISTRICT #</b> All
<b>DIVISION:</b> Planning & Economic Development	<b>DEPARTMENT:</b> Engineering

**PROJECT BUDGET**
**REVENUE BREAKDOWN**

REVENUE SOURCES					SALES TAX	TOTAL
PRIOR BDGTS					310,000	310,000
PRIOR EXP					106,328	106,328
BUDGET C/0					203,672	203,672
2010-2011					60,000	60,000
2011-2012					60,000	60,000
2012-2013					60,000	60,000
2013-2014					60,000	60,000
2014-2015					60,000	60,000
Future Funding						
<b>TOTAL COST</b>					<b>610,000</b>	<b>610,000</b>

**EXPENDITURE BREAKDOWN**

EXPENDITURE BREAKDOWN	ENGINEERING	TESTING	LAND ACQUISITION	CONSTRUCTION	OTHER	TOTAL
PRIOR BDGTS			285,000		25,000	310,000
2010-2011			60,000			60,000
2011-2012			60,000			60,000
2012-2013			60,000			60,000
2013-2014			60,000			60,000
2014-2015			60,000			60,000
Future Funding						
<b>TOTAL COST</b>			<b>585,000</b>		<b>25,000</b>	<b>610,000</b>

**PROJECT SPECIFICATIONS**
**PROJECT DESCRIPTION:**

To purchase right-of-ways or servitudes from property owners for the Street Department.

**PROJECT JUSTIFICATION:**

Needed to maintain existing ditches in the City's corporate limits.

**PROJECT PRIORITY:**

A

**START DATE:** Ongoing

**EST TIME TO COMPLETE:**

Ongoing

**OPERATING BUDGET EFFECT:**
 NONE

 N/A

 SEE DETAIL

## SHEET A 2010-2011/2014-2015 CAPITAL IMPROVEMENTS PROGRAM

<b>PROJECT TITLE:</b> Catch Basin Upgrade		<b>PROJECT CATEGORY:</b> Drainage	
<b>PROJECT NUMBER:</b> 250303		<b>COUNCIL DISTRICT #</b> All	
<b>DIVISION:</b> Planning & Economic Development		<b>DEPARTMENT:</b> Engineering	

## PROJECT BUDGET

## REVENUE BREAKDOWN

REVENUE SOURCES					SALES TAX	TOTAL
PRIOR BDGTS					300,000	300,000
PRIOR EXP					40,995	40,995
BUDGET C/0					259,005	259,005
2010-2011					50,000	50,000
2011-2012					50,000	50,000
2012-2013					50,000	50,000
2013-2014					50,000	50,000
2014-2015					50,000	50,000
Future Funding						
<b>TOTAL COST</b>					<b>550,000</b>	<b>550,000</b>

## EXPENDITURE BREAKDOWN

EXPENDITURE BREAKDOWN	ENGINEERING	TESTING	LAND ACQUISITION	CONSTRUCTION	OTHER	TOTAL
PRIOR BDGTS				300,000		300,000
2010-2011				50,000		50,000
2011-2012				50,000		50,000
2012-2013				50,000		50,000
2013-2014				50,000		50,000
2014-2015				50,000		50,000
Future Funding						
<b>TOTAL COST</b>				<b>550,000</b>		<b>550,000</b>

## PROJECT SPECIFICATIONS

## PROJECT DESCRIPTION:

Upgrading catch basins throughout the City to the City's new standard.

## PROJECT JUSTIFICATION:

## PROJECT PRIORITY:

A

START DATE: On Going

EST TIME TO COMPLETE:

N/A

OPERATING BUDGET EFFECT:

 NONE

 N/A

 SEE DETAIL

**SHEET A 2010-2011/2014-2015 CAPITAL IMPROVEMENTS PROGRAM**

<b>PROJECT TITLE:</b> Culpepper Drainage-Llewellyn to Sterkx Road Phase 1	<b>PROJECT CATEGORY:</b> Drainage
<b>PROJECT NUMBER:</b> 250310	<b>COUNCIL DISTRICT #</b> 2
<b>DIVISION:</b> Planning & Economic Development	<b>DEPARTMENT:</b> Engineering

**PROJECT BUDGET**

**REVENUE BREAKDOWN**

REVENUE SOURCES	SALES TAX	PROPERTY TAX 2003	PROPERTY TAX - 98	TOTAL
PRIOR BDGTS		8,378	1,711,449	1,719,827
PRIOR EXP		8,378	1,632,873	1,641,251
BUDGET C/0		0	78,576	78,576
2010-2011				
2011-2012				
2012-2013				
2013-2014				
2014-2015				
Future Funding				
<b>TOTAL COST</b>		<b>8,378</b>	<b>1,711,449</b>	<b>1,719,827</b>

**EXPENDITURE BREAKDOWN**

EXPENDITURE BREAKDOWN	ENGINEERING	TESTING	LAND ACQUISITION	CONSTRUCTION	OTHER	TOTAL
PRIOR BDGTS	160,000	2,000	20,000	1,529,827	8,000	1,719,827
2010-2011						
2011-2012						
2012-2013						
2013-2014						
2014-2015						
Future Funding						
<b>TOTAL COST</b>	<b>160,000</b>	<b>2,000</b>	<b>20,000</b>	<b>1,529,827</b>	<b>8,000</b>	<b>1,719,827</b>

**PROJECT SPECIFICATIONS**

**PROJECT DESCRIPTION:**

Installation of 15", 18", 42" 48", 54" and 60" RCP along Culpepper Road from Llewellyn Ditch towards Sterkx Road with catch basins any and all drainage appurtenances required to complete this project.

**PROJECT JUSTIFICATION:**

Project approved as part of 1998 Property Tax Issue.

**PROJECT PRIORITY:** A

**START DATE:** August 2005

**EST TIME TO COMPLETE:** 6 Months

**OPERATING BUDGET EFFECT:**

NONE

N/A

SEE DETAIL

## SHEET A 2010-2011/2014-2015 CAPITAL IMPROVEMENTS PROGRAM

<b>PROJECT TITLE:</b> Residential Drainage Ditch Closure		<b>PROJECT CATEGORY:</b> Drainage	
<b>PROJECT NUMBER:</b> 250421		<b>COUNCIL DISTRICT #</b> All	
<b>DIVISION:</b> Planning & Economic Development		<b>DEPARTMENT:</b> Engineering	

## PROJECT BUDGET

## REVENUE BREAKDOWN

REVENUE SOURCES	PROPERTY TAX 2008	LIMITED TAX BONDS 2008	PROPERTY TAX 2003	TOTAL
PRIOR BDGTS		2,043,406	2,980,596	5,024,002
PRIOR EXP		384,708	2,980,596	3,365,304
BUDGET C/0		1,658,698	0	1,658,698
2010-2011		200,000		200,000
2011-2012	375,000			375,000
2012-2013	375,000			375,000
2013-2014	375,000			375,000
2014-2015	375,000			375,000
Future Funding				
<b>TOTAL COST</b>	<b>1,500,000</b>	<b>2,243,406</b>	<b>2,980,596</b>	<b>6,724,002</b>

## EXPENDITURE BREAKDOWN

EXPENDITURE BREAKDOWN	ENGINEERING	TESTING	LAND ACQUISITION	CONSTRUCTION	OTHER	TOTAL
PRIOR BDGTS				5,024,002		5,024,002
2010-2011	50,000			150,000		200,000
2011-2012	50,000			325,000		375,000
2012-2013	50,000			325,000		375,000
2013-2014	50,000			325,000		375,000
2014-2015	50,000			325,000		375,000
Future Funding						
<b>TOTAL COST</b>	<b>250,000</b>			<b>6,474,002</b>		<b>6,724,002</b>

## PROJECT SPECIFICATIONS

## PROJECT DESCRIPTION:

Closure of drainage ditches within residential areas.

## PROJECT JUSTIFICATION:

Included as part of 2003 Property Tax Issue.

## PROJECT PRIORITY:

A

## START DATE:

May 2003

## EST TIME TO COMPLETE:

Five Years

## OPERATING BUDGET EFFECT:

 NONE

 N/A

 SEE DETAIL

**SHEET A 2010-2011/2014-2015 CAPITAL IMPROVEMENTS PROGRAM**

<b>PROJECT TITLE:</b> West Sandy Bayou/Chatlin Lake Canal to Bennett	<b>PROJECT CATEGORY:</b> Drainage
<b>PROJECT NUMBER:</b> 250502	<b>COUNCIL DISTRICT #</b> 3
<b>DIVISION:</b> Planning & Economic Development	<b>DEPARTMENT:</b> Engineering

**PROJECT BUDGET**

**REVENUE BREAKDOWN**

REVENUE SOURCES				SALES TAX	SALES TAX BONDS 2004	TOTAL
PRIOR BDGTS				99,915	48,085	148,000
PRIOR EXP					48,085	48,085
BUDGET C/0				99,915	0	99,915
2010-2011				(99,915)		(99,915)
2011-2012						
2012-2013						
2013-2014						
2014-2015						
Future Funding						
<b>TOTAL COST</b>					48,085	48,085

**EXPENDITURE BREAKDOWN**

EXPENDITURE BREAKDOWN	ENGINEERING	TESTING	LAND ACQUISITION	CONSTRUCTION	OTHER	TOTAL
PRIOR BDGTS	42,000	1,000	35,000	60,000	10,000	148,000
2010-2011				(99,915)		(99,915)
2011-2012						
2012-2013						
2013-2014						
2014-2015						
Future Funding						
<b>TOTAL COST</b>	42,000	1,000	35,000	(39,915)	10,000	48,085

**PROJECT SPECIFICATIONS**

**PROJECT DESCRIPTION:**

Installation of concrete slope pavement; box culvert under Daspit Street; connection of existing drainage to new drainage facilities; installing chain link fencing along easement or city property; and all additional drainage appurtenances required for this project.

**PROJECT JUSTIFICATION:**

Improvements for this area is shown on the Master Drainage Map.

**PROJECT PRIORITY:** A

**START DATE:** February 2007

**EST TIME TO COMPLETE:** Five Months

**OPERATING BUDGET EFFECT:**

NONE

N/A

SEE DETAIL

## SHEET A 2010-2011/2014-2015 CAPITAL IMPROVEMENTS PROGRAM

<b>PROJECT TITLE:</b> Hudson Boulevard/Natchez to Lincoln	<b>PROJECT CATEGORY:</b> Drainage
<b>PROJECT NUMBER:</b> 250504	<b>COUNCIL DISTRICT #</b> 3
<b>DIVISION:</b> Planning & Economic Development	<b>DEPARTMENT:</b> Engineering

## PROJECT BUDGET

## REVENUE BREAKDOWN

REVENUE SOURCES				LIMITED TAX BONDS 2008	PROPERTY TAX 2003	TOTAL
PRIOR BDGTS				878,643	486,357	1,365,000
PRIOR EXP				697,364	486,357	1,183,721
BUDGET C/0				181,279	0	181,279
2010-2011						
2011-2012						
2012-2013						
2013-2014						
2014-2015						
Future Funding						
<b>TOTAL COST</b>				<b>878,643</b>	<b>486,357</b>	<b>1,365,000</b>

## EXPENDITURE BREAKDOWN

EXPENDITURE BREAKDOWN	ENGINEERING	TESTING	LAND ACQUISITION	CONSTRUCTION	OTHER	TOTAL
PRIOR BDGTS	47,000	500	5,000	1,307,000	5,500	1,365,000
2010-2011						
2011-2012						
2012-2013						
2013-2014						
2014-2015						
Future Funding						
<b>TOTAL COST</b>	<b>47,000</b>	<b>500</b>	<b>5,000</b>	<b>1,307,000</b>	<b>5,500</b>	<b>1,365,000</b>

## PROJECT SPECIFICATIONS

## PROJECT DESCRIPTION:

Installation of 24", 48" and 54" RCP within an existing ditch located on Hudson Boulevard from Mobile Street to Natchez Street along with catch basins and all additional drainage appurtenances.

## PROJECT JUSTIFICATION:

The existing ditch needs to be deepened in order to carry the volume of storm water flowing in this ditch to Hynson Bayou. Presently the area draining towards this ditch floods since the ditch cannot be deepened without causing the adjacent road to fail. In order to protect the existing road and provide some of the needed drainage improvements, the installation of concrete pipe within the existing ditch is the only method of improvement available to address this problem.

## PROJECT PRIORITY:

A

START DATE: March 2006

EST TIME TO COMPLETE:

Three Months

OPERATING BUDGET EFFECT:

 NONE

 N/A

 SEE DETAIL

**SHEET A 2010-2011/2014-2015 CAPITAL IMPROVEMENTS PROGRAM**

<b>PROJECT TITLE:</b> Drainage Improvements Applebee's to Dorchester	<b>PROJECT CATEGORY:</b> Drainage
<b>PROJECT NUMBER:</b> 250508	<b>COUNCIL DISTRICT #</b> 5
<b>DIVISION:</b> Planning & Economic Development	<b>DEPARTMENT:</b> Engineering

**PROJECT BUDGET****REVENUE BREAKDOWN**

REVENUE SOURCES				SALES TAX	SALES TAX BONDS 2004	TOTAL
PRIOR BDGTS				519,147	66,853	586,000
PRIOR EXP					66,853	66,853
BUDGET C/0				519,147	0	519,147
2010-2011						
2011-2012						
2012-2013						
2013-2014						
2014-2015						
Future Funding						
<b>TOTAL COST</b>				519,147	66,853	586,000

**EXPENDITURE BREAKDOWN**

EXPENDITURE BREAKDOWN	ENGINEERING	TESTING	LAND ACQUISITION	CONSTRUCTION	OTHER	TOTAL
PRIOR BDGTS	55,000	7,000	75,000	429,000	20,000	586,000
2010-2011						
2011-2012						
2012-2013						
2013-2014						
2014-2015						
Future Funding						
<b>TOTAL COST</b>	55,000	7,000	75,000	429,000	20,000	586,000

**PROJECT SPECIFICATIONS****PROJECT DESCRIPTION:**

Installation of 7' x 4' RCB, catch basins and additional drainage appurtenances.

**PROJECT JUSTIFICATION:**

To construct next phase of drainage improvements.

**PROJECT PRIORITY:**

A

**START DATE:** March 2006**EST TIME TO COMPLETE:**

Four Months

**OPERATING BUDGET EFFECT:** NONE N/A SEE DETAIL

**SHEET A 2010-2011/2014-2015 CAPITAL IMPROVEMENTS PROGRAM**

<b>PROJECT TITLE:</b> Elizabeth Street Drainage Improvements	<b>PROJECT CATEGORY:</b> Drainage
<b>PROJECT NUMBER:</b> 250509	<b>COUNCIL DISTRICT #</b> 5
<b>DIVISION:</b> Planning & Economic Development	<b>DEPARTMENT:</b> Engineering

**PROJECT BUDGET**

**REVENUE BREAKDOWN**

REVENUE SOURCES	UTILITY FUND	SALES TAX	TOTAL
PRIOR BDGTS		515,000	515,000
PRIOR EXP		513,542	513,542
BUDGET C/0		1,458	1,458
2010-2011		(1,458)	(1,458)
2011-2012			
2012-2013			
2013-2014			
2014-2015			
Future Funding			
<b>TOTAL COST</b>		513,542	513,542

**EXPENDITURE BREAKDOWN**

EXPENDITURE BREAKDOWN	ENGINEERING	TESTING	LAND ACQUISITION	CONSTRUCTION	OTHER	TOTAL
PRIOR BDGTS	100,000			415,000		515,000
2010-2011				(1,458)		(1,458)
2011-2012						
2012-2013						
2013-2014						
2014-2015						
Future Funding						
<b>TOTAL COST</b>	100,000			413,542		513,542

**PROJECT SPECIFICATIONS**

**PROJECT DESCRIPTION:**

Installation of 15", 18", 24" 30" and 36" RCP, catch basins and all additional appurtenances to complete this Project.

**PROJECT JUSTIFICATION:**

Residents have complain regarding an open ditch along the front of their residents. A request has been made to the Administration to close this ditch in and provide subsurface drainage improvements.

**PROJECT PRIORITY:** A

**START DATE:** March 2012

**EST TIME TO COMPLETE:**

Five Months

**OPERATING BUDGET EFFECT:**

NONE

N/A

SEE DETAIL

**SHEET A 2010-2011/2014-2015 CAPITAL IMPROVEMENTS PROGRAM**

<b>PROJECT TITLE:</b> Prescott Road - Shirley Park Place towards Texas Avenue	<b>PROJECT CATEGORY:</b> Drainage
<b>PROJECT NUMBER:</b> 250511	<b>COUNCIL DISTRICT #</b> 4
<b>DIVISION:</b> Planning & Economic Development	<b>DEPARTMENT:</b> Engineering

**PROJECT BUDGET**

**REVENUE BREAKDOWN**

REVENUE SOURCES				LIMITED TAX BONDS 2008	PROPERTY TAX 03	TOTAL
PRIOR BDGTS				793,717	94,283	888,000
PRIOR EXP				0	94,283	94,283
BUDGET C/0				793,717	0	793,717
2010-2011						
2011-2012						
2012-2013						
2013-2014						
2014-2015						
Future Funding						
<b>TOTAL COST</b>				793,717	94,283	888,000

**EXPENDITURE BREAKDOWN**

EXPENDITURE BREAKDOWN	ENGINEERING	TESTING	LAND ACQUISITION	CONSTRUCTION	OTHER	TOTAL
PRIOR BDGTS	105,000	2,000	25,000	733,000	23,000	888,000
2010-2011						
2011-2012						
2012-2013						
2013-2014						
2014-2015						
Future Funding						
<b>TOTAL COST</b>	105,000	2,000	25,000	733,000	23,000	888,000

**PROJECT SPECIFICATIONS**

**PROJECT DESCRIPTION:**

Installation of 15", 18", 24" 30", 36", 42" and 48" RCP along Prescott Road with catch basins and all additional drainage appurtenances required for the construction of this project.

**PROJECT JUSTIFICATION:**

Project is included in 2003 Property Tax Issue.

**PROJECT PRIORITY:** A

**START DATE:** March 2007

**EST TIME TO COMPLETE:** Six Months

**OPERATING BUDGET EFFECT:**

NONE

N/A

SEE DETAIL

**SHEET A 2010-2011/2014-2015 CAPITAL IMPROVEMENTS PROGRAM**

<b>PROJECT TITLE:</b> Pump Station Repairs		<b>PROJECT CATEGORY:</b> Drainage	
<b>PROJECT NUMBER:</b> 250512		<b>COUNCIL DISTRICT #</b> All	
<b>DIVISION:</b> Planning & Economic Development		<b>DEPARTMENT:</b> Engineering	

**PROJECT BUDGET**

**REVENUE BREAKDOWN**

REVENUE SOURCES					SALES TAX	TOTAL
PRIOR BDGTS					125,000	125,000
PRIOR EXP					40,988	40,988
BUDGET C/0					84,012	84,012
2010-2011					10,000	10,000
2011-2012					10,000	10,000
2012-2013					10,000	10,000
2013-2014					10,000	10,000
2014-2015					10,000	10,000
Future Funding						
<b>TOTAL COST</b>					175,000	175,000

**EXPENDITURE BREAKDOWN**

EXPENDITURE BREAKDOWN	ENGINEERING	TESTING	LAND ACQUISITION	CONSTRUCTION	OTHER	TOTAL
PRIOR BDGTS				125,000		125,000
2010-2011				10,000		10,000
2011-2012				10,000		10,000
2012-2013				10,000		10,000
2013-2014				10,000		10,000
2014-2015				10,000		10,000
Future Funding						
<b>TOTAL COST</b>				175,000		175,000

**PROJECT SPECIFICATIONS**

**PROJECT DESCRIPTION:**

Needed repairs to existing pump stations.

**PROJECT JUSTIFICATION:**

The City has numerous pump stations and in lieu of having individual projects for making repairs to our pump stations this account is established.

**PROJECT PRIORITY:**

A

**START DATE:** On Going

**EST TIME TO COMPLETE:**

On Going

**OPERATING BUDGET EFFECT:**

NONE

N/A

SEE DETAIL

## SHEET A 2010-2011/2014-2015 CAPITAL IMPROVEMENTS PROGRAM

<b>PROJECT TITLE:</b> Chatlain Lake Canal - Willow Glen to Hudson	<b>PROJECT CATEGORY:</b> Drainage
<b>PROJECT NUMBER:</b> 250604	<b>COUNCIL DISTRICT #</b> 3
<b>DIVISION:</b> Planning & Economic Development	<b>DEPARTMENT:</b> Engineering

## PROJECT BUDGET

## REVENUE BREAKDOWN

REVENUE SOURCES	STATE FUNDS	SALES TAX	SALES TAX BONDS 2004	TOTAL
PRIOR BDGTS		84,320	680	85,000
PRIOR EXP			680	680
BUDGET C/0		84,320	0	84,320
2010-2011		150,000		150,000
2011-2012	1,378,000			1,378,000
2012-2013				
2013-2014				
2014-2015				
Future Funding				
<b>TOTAL COST</b>	1,378,000	234,320	680	1,613,000

## EXPENDITURE BREAKDOWN

EXPENDITURE BREAKDOWN	ENGINEERING	TESTING	LAND ACQUISITION	CONSTRUCTION	OTHER	TOTAL
PRIOR BDGTS	15,000		70,000			85,000
2010-2011	125,000		25,000			150,000
2011-2012				1,378,000		1,378,000
2012-2013						
2013-2014						
2014-2015						
Future Funding						
<b>TOTAL COST</b>	140,000		95,000	1,378,000		1,613,000

## PROJECT SPECIFICATIONS

## PROJECT DESCRIPTION:

Improve existing earthen channel by extending concrete-lining.

## PROJECT JUSTIFICATION:

South Alexandria experiences flooding along the drainage way. Improvements are needed to allow greater volumes of water flow.

## PROJECT PRIORITY:

A

START DATE: August 2005

EST TIME TO COMPLETE:

Two Months

OPERATING BUDGET EFFECT:

 NONE

 N/A

 SEE DETAIL

**SHEET A 2010-2011/2014-2015 CAPITAL IMPROVEMENTS PROGRAM**

<b>PROJECT TITLE:</b> Ellis and Paul Street Drainage Improvements & Outfall	<b>PROJECT CATEGORY:</b> Drainage
<b>PROJECT NUMBER:</b> 250801	<b>COUNCIL DISTRICT #</b> 2
<b>DIVISION:</b> Planning & Economic Development	<b>DEPARTMENT:</b> Engineering

**PROJECT BUDGET****REVENUE BREAKDOWN**

REVENUE SOURCES				UTILITY FUND	SALES TAX	TOTAL
PRIOR BDGTS					535,000	535,000
PRIOR EXP						
BUDGET C/0					535,000	535,000
2010-2011						
2011-2012						
2012-2013						
2013-2014						
2014-2015						
Future Funding						
<b>TOTAL COST</b>					535,000	535,000

**EXPENDITURE BREAKDOWN**

EXPENDITURE BREAKDOWN	ENGINEERING	TESTING	LAND ACQUISITION	CONSTRUCTION	OTHER	TOTAL
PRIOR BDGTS	35,000			500,000		535,000
2010-2011						
2011-2012						
2012-2013						
2013-2014						
2014-2015						
Future Funding						
<b>TOTAL COST</b>	35,000			500,000		535,000

**PROJECT SPECIFICATIONS****PROJECT DESCRIPTION:**

Installation of 15", 18", 24' and 30" RCP, catch basins, replacement of street and driveway pavement and all additional drainage appurtenances required to construct this project.

**PROJECT JUSTIFICATION:**

There is inadequate drainage facilities along Ellis and Paul Street to collect storm water without flooding the street. The proposed drainage improvements will reduce flooding in this area.

**PROJECT PRIORITY:**

A

**START DATE:** March 2009**EST TIME TO COMPLETE:**

Four Months

**OPERATING BUDGET EFFECT:** NONE N/A SEE DETAIL

**SHEET A 2010-2011/2014-2015 CAPITAL IMPROVEMENTS PROGRAM**

<b>PROJECT TITLE:</b> Woodale Outfall/Railroad Avenue Drainage Phase 1	<b>PROJECT CATEGORY:</b> Drainage
<b>PROJECT NUMBER:</b> 250803	<b>COUNCIL DISTRICT #</b> 1
<b>DIVISION:</b> Planning & Economic Development	<b>DEPARTMENT:</b> Engineering

**PROJECT BUDGET**

**REVENUE BREAKDOWN**

REVENUE SOURCES				LIMITED TAX BONDS 2008	SALES TAX	TOTAL
PRIOR BDGTS				305,000	1,223,150	1,528,150
PRIOR EXP				106,334	375,672	482,006
BUDGET C/0				198,666	847,478	1,046,144
2010-2011						
2011-2012						
2012-2013						
2013-2014						
2014-2015						
Future Funding						
<b>TOTAL COST</b>				<b>305,000</b>	<b>1,223,150</b>	<b>1,528,150</b>

**EXPENDITURE BREAKDOWN**

EXPENDITURE BREAKDOWN	ENGINEERING	TESTING	LAND ACQUISITION	CONSTRUCTION	OTHER	TOTAL
PRIOR BDGTS	517,650		122,500	888,000		1,528,150
2010-2011						
2011-2012						
2012-2013						
2013-2014						
2014-2015						
Future Funding						
<b>TOTAL COST</b>	<b>517,650</b>		<b>122,500</b>	<b>888,000</b>		<b>1,528,150</b>

**PROJECT SPECIFICATIONS**

**PROJECT DESCRIPTION:**

Drainage channel improvements from the the end of previous drainage improvementsat Martha Lane to Bayou Rapides along the railroad.

**PROJECT JUSTIFICATION:**

The first two phases of this project are complete. The channel grade must be deepened to accommodate positive drainage to Bayou Rapides.

**PROJECT PRIORITY:** A

**START DATE:** March 2009

**EST TIME TO COMPLETE:**

Four Months

**OPERATING BUDGET EFFECT:**

NONE

N/A

SEE DETAIL

**SHEET A 2010-2011/2014-2015 CAPITAL IMPROVEMENTS PROGRAM**

<b>PROJECT TITLE:</b> City Wide Drainage Improvements		<b>PROJECT CATEGORY:</b> Drainage	
<b>PROJECT NUMBER:</b> 250901		<b>COUNCIL DISTRICT #</b> 4	
<b>DIVISION:</b> Planning & Economic Development		<b>DEPARTMENT:</b> Streets	

**PROJECT BUDGET**

**REVENUE BREAKDOWN**

REVENUE SOURCES					LIMITED TAX BONDS 2008	TOTAL
PRIOR BDGTS					1,000,000	1,000,000
PRIOR EXP					766,225	766,225
BUDGET C/0					233,775	233,775
2010-2011						
2011-2012						
2012-2013						
2013-2014						
2014-2015						
Future Funding						
<b>TOTAL COST</b>					1,000,000	1,000,000

**EXPENDITURE BREAKDOWN**

EXPENDITURE BREAKDOWN	ENGINEERING	TESTING	LAND ACQUISITION	CONSTRUCTION	OTHER	TOTAL
PRIOR BDGTS					1,000,000	1,000,000
2010-2011						
2011-2012						
2012-2013						
2013-2014						
2014-2015						
Future Funding						
<b>TOTAL COST</b>					1,000,000	1,000,000

**PROJECT SPECIFICATIONS**

**PROJECT DESCRIPTION:**

Cleaning, grubbing, and repairing as needed major components of the drainage system in the City.

**PROJECT JUSTIFICATION:**

Heavy rains have produced flooding recently in some areas of the City, making it imperative that the existing drainage components operate efficiently.

**PROJECT PRIORITY:** A

**START DATE:** March 2009

**EST TIME TO COMPLETE:** Four Months

**OPERATING BUDGET EFFECT:**

NONE

N/A

SEE DETAIL

**SHEET A 2010-2011/2014-2015 CAPITAL IMPROVEMENTS PROGRAM**

<b>PROJECT TITLE:</b> Duhon Lane Drainage	<b>PROJECT CATEGORY:</b> Drainage
<b>PROJECT NUMBER:</b> 251001	<b>COUNCIL DISTRICT #</b> 2
<b>DIVISION:</b> Planning & Economic Development	<b>DEPARTMENT:</b> Engineering

**PROJECT BUDGET****REVENUE BREAKDOWN**

REVENUE SOURCES					SALES TAX	TOTAL
PRIOR BDGTS					352,500	352,500
PRIOR EXP					54,385	54,385
BUDGET C/0					298,115	298,115
2010-2011						
2011-2012						
2012-2013						
2013-2014						
2014-2015						
Future Funding						
<b>TOTAL COST</b>					352,500	352,500

**EXPENDITURE BREAKDOWN**

EXPENDITURE BREAKDOWN	ENGINEERING	TESTING	LAND ACQUISITION	CONSTRUCTION	OTHER	TOTAL
PRIOR BDGTS					352,500	352,500
2010-2011						
2011-2012						
2012-2013						
2013-2014						
2014-2015						
Future Funding						
<b>TOTAL COST</b>					352,500	352,500

**PROJECT SPECIFICATIONS****PROJECT DESCRIPTION:**

Repair existing reinforced concrete box crossing and roadway.

**PROJECT JUSTIFICATION:**

Existing backfill material has been washed away by rains creating a significant void under roadway. Project will remove existing concrete roadway panels, replace missing backfill and repair roadway.

**PROJECT PRIORITY:**

A

**START DATE:** October 2006**EST TIME TO COMPLETE:**

Three Months

**OPERATING BUDGET EFFECT:**
 NONE

 N/A

 SEE DETAIL

**SHEET A 2010-2011/2014-2015 CAPITAL IMPROVEMENTS PROGRAM**

<b>PROJECT TITLE:</b> Culpepper Drainage-Llewellyn to Sterkx Rd Phase 2	<b>PROJECT CATEGORY:</b> Drainage
<b>PROJECT NUMBER:</b> 251002	<b>COUNCIL DISTRICT #</b> 2
<b>DIVISION:</b> Planning & Economic Development	<b>DEPARTMENT:</b> Engineering

**PROJECT BUDGET****REVENUE BREAKDOWN**

REVENUE SOURCES				PROPERTY TAX - 98	SALES TAX	TOTAL
PRIOR BDGTS				90,513	50,000	140,513
PRIOR EXP				24,072		24,072
BUDGET C/0				66,441	50,000	116,441
2010-2011					570,000	570,000
2011-2012						
2012-2013						
2013-2014						
2014-2015						
Future Funding						
<b>TOTAL COST</b>				90,513	620,000	710,513

**EXPENDITURE BREAKDOWN**

EXPENDITURE BREAKDOWN	ENGINEERING	TESTING	LAND ACQUISITION	CONSTRUCTION	OTHER	TOTAL
PRIOR BDGTS	50,000			90,513		140,513
2010-2011	20,000			550,000		570,000
2011-2012						
2012-2013						
2013-2014						
2014-2015						
Future Funding						
<b>TOTAL COST</b>	70,000			640,513		710,513

**PROJECT SPECIFICATIONS****PROJECT DESCRIPTION:**

Installation of 15", 18", 42" 48", 54" and 60" RCP along Culpepper Road from Llewellyn Ditch towards Sterkx Road with catch basins any and all drainage appurtenances required to complete this project.

**PROJECT JUSTIFICATION:**

Project approved as part of 1998 Property Tax Issue.

**PROJECT PRIORITY:**

A

**START DATE:** August 2005**EST TIME TO COMPLETE:**

6 Months

**OPERATING BUDGET EFFECT:**
 X NONE

 N/A

 SEE DETAIL

**SHEET A 2010-2011/2014-2015 CAPITAL IMPROVEMENTS PROGRAM**

<b>PROJECT TITLE:</b> Red River Levee Certification		<b>PROJECT CATEGORY:</b> Drainage	
<b>PROJECT NUMBER:</b> 251003		<b>COUNCIL DISTRICT #</b> 2	
<b>DIVISION:</b> Planning & Economic Development		<b>DEPARTMENT:</b> Engineering	

**PROJECT BUDGET**

**REVENUE BREAKDOWN**

REVENUE SOURCES					SALES TAX	TOTAL
PRIOR BDGTS					500,000	500,000
PRIOR EXP					1,259	1,259
BUDGET C/0					498,741	498,741
2010-2011						
2011-2012						
2012-2013						
2013-2014						
2014-2015						
Future Funding						
<b>TOTAL COST</b>					500,000	500,000

**EXPENDITURE BREAKDOWN**

EXPENDITURE BREAKDOWN	ENGINEERING	TESTING	LAND ACQUISITION	CONSTRUCTION	OTHER	TOTAL
PRIOR BDGTS					500,000	500,000
2010-2011						
2011-2012						
2012-2013						
2013-2014						
2014-2015						
Future Funding						
<b>TOTAL COST</b>					500,000	500,000

**PROJECT SPECIFICATIONS**

**PROJECT DESCRIPTION:**

Certification of Red River Levee in cooperation with the Red River, Atchafalaya, and Bayou Bouef Levee and Drainage District(RRABB).

**PROJECT JUSTIFICATION:**

Due to flood hazard remapping efforts by the Federal Emergency Management Agency (FEMA), the Red River Levee was not certified by the US Army Corps of Engineers and accredited by FEMA because of issues with sand boils in close proximity to the levee. As this de-accreditation would have a significant negative economic impact within the City and Parish, the City will enter into a cooperative endeavor agreement with RRABB to secure certification and accreditation.

**PROJECT PRIORITY:** A

**START DATE:**

**EST TIME TO COMPLETE:**

**OPERATING BUDGET EFFECT:**

NONE

N/A

SEE DETAIL

**SHEET A 2010-2011/2014-2015 CAPITAL IMPROVEMENTS PROGRAM**

<b>PROJECT TITLE:</b> Woodale Outfall/Railroad Avenue Drainage Ph 2	<b>PROJECT CATEGORY:</b> Drainage
<b>PROJECT NUMBER:</b> 251101	<b>COUNCIL DISTRICT #</b> 1
<b>DIVISION:</b> Planning & Economic Development	<b>DEPARTMENT:</b> Engineering

**PROJECT BUDGET****REVENUE BREAKDOWN**

REVENUE SOURCES				SALES TAX BONDS 2008	PROPERTY TAX 2008	TOTAL
PRIOR BDGTS						
PRIOR EXP						
BUDGET C/0						
2010-2011				590,000		590,000
2011-2012					525,000	525,000
2012-2013						
2013-2014						
2014-2015						
Future Funding						
<b>TOTAL COST</b>				590,000	525,000	1,115,000

**EXPENDITURE BREAKDOWN**

EXPENDITURE BREAKDOWN	ENGINEERING	TESTING	LAND ACQUISITION	CONSTRUCTION	OTHER	TOTAL
PRIOR BDGTS						
2010-2011	65,000		25,000	500,000		590,000
2011-2012	25,000			500,000		525,000
2012-2013						
2013-2014						
2014-2015						
Future Funding						
<b>TOTAL COST</b>	90,000		25,000	1,000,000		1,115,000

**PROJECT SPECIFICATIONS****PROJECT DESCRIPTION:**

Drainage channel improvements from the the end of previous drainage improvementsat Martha Lane to Bayou Rapides along the railroad.

**PROJECT JUSTIFICATION:**

The first two phases of this project are complete. The channel grade must be deepened to accommodate positive drainage to Bayou Rapides.

**PROJECT PRIORITY:** A

**START DATE:** March 2009

**EST TIME TO COMPLETE:**

Four Months

**OPERATING BUDGET EFFECT:**

NONE

N/A

SEE DETAIL

**SHEET A 2010-2011/2014-2015 CAPITAL IMPROVEMENTS PROGRAM**

<b>PROJECT TITLE:</b> Woodale Outfall/Railroad Avenue Drainage Ph 3	<b>PROJECT CATEGORY:</b> Drainage
<b>PROJECT NUMBER:</b> 251102	<b>COUNCIL DISTRICT #</b> 1
<b>DIVISION:</b> Planning & Economic Development	<b>DEPARTMENT:</b> Engineering

**PROJECT BUDGET**

**REVENUE BREAKDOWN**

REVENUE SOURCES	PROPERTY TAX 2008	SALES TAX BONDS 2008	SALES TAX	TOTAL
PRIOR BDGTS				
PRIOR EXP				
BUDGET C/0				
2010-2011		250,000		250,000
2011-2012				
2012-2013			1,015,000	1,015,000
2013-2014		210,000	550,000	760,000
2014-2015				
Future Funding				
<b>TOTAL COST</b>		460,000	1,565,000	2,025,000

**EXPENDITURE BREAKDOWN**

EXPENDITURE BREAKDOWN	ENGINEERING	TESTING	LAND ACQUISITION	CONSTRUCTION	OTHER	TOTAL
PRIOR BDGTS						
2010-2011	200,000		50,000			250,000
2011-2012						
2012-2013	15,000			1,000,000		1,015,000
2013-2014	10,000			750,000		760,000
2014-2015						
Future Funding						
<b>TOTAL COST</b>	225,000		50,000	1,750,000		2,025,000

**PROJECT SPECIFICATIONS**

**PROJECT DESCRIPTION:**

Drainage channel improvements from the the end of previous drainage improvements at Martha Lane to Bayou Rapides along the railroad.

**PROJECT JUSTIFICATION:**

The first two phases of this project are complete. The channel grade must be deepened to accommodate positive drainage to Bayou Rapides.

**PROJECT PRIORITY:** A

**START DATE:** March 2009

**EST TIME TO COMPLETE:** Four Months

**OPERATING BUDGET EFFECT:**

NONE

N/A

SEE DETAIL

**SHEET A 2010-2011/2014-2015 CAPITAL IMPROVEMENTS PROGRAM**

<b>PROJECT TITLE:</b> Masonic Drive RCB Extension		<b>PROJECT CATEGORY:</b> Drainage	
<b>PROJECT NUMBER:</b> 251103		<b>COUNCIL DISTRICT #</b> 4	
<b>DIVISION:</b> Planning & Economic Development		<b>DEPARTMENT:</b> Engineering	

**PROJECT BUDGET**

**REVENUE BREAKDOWN**

REVENUE SOURCES				STATE FUNDS	SALES TAX	TOTAL
PRIOR BDGTS						
PRIOR EXP						
BUDGET C/0						
2010-2011					200,000	200,000
2011-2012				2,018,000		2,018,000
2012-2013						
2013-2014						
2014-2015						
Future Funding						
<b>TOTAL COST</b>				2,018,000	200,000	2,218,000

**EXPENDITURE BREAKDOWN**

EXPENDITURE BREAKDOWN	ENGINEERING	TESTING	LAND ACQUISITION	CONSTRUCTION	OTHER	TOTAL
PRIOR BDGTS						
2010-2011	200,000					200,000
2011-2012				2,018,000		2,018,000
2012-2013						
2013-2014						
2014-2015						
Future Funding						
<b>TOTAL COST</b>	200,000			2,018,000		2,218,000

**PROJECT SPECIFICATIONS**

<b>PROJECT DESCRIPTION:</b> Construction of Box Culvert under Masonic Drive.	
<b>PROJECT JUSTIFICATION:</b> Decrease flooding of Shirley Park, Nutley Grove, and Cypress Addition Subdivision.	
<b>PROJECT PRIORITY:</b> A	<b>EST TIME TO COMPLETE:</b>
<b>START DATE:</b> N/A	
<b>OPERATING BUDGET EFFECT:</b> <input checked="" type="checkbox"/> NONE <input type="checkbox"/> N/A <input type="checkbox"/> SEE DETAIL	

**SHEET A 2010-2011/2014-2015 CAPITAL IMPROVEMENTS PROGRAM**

<b>PROJECT TITLE:</b> Tangent Rail RCB	<b>PROJECT CATEGORY:</b> Drainage
<b>PROJECT NUMBER:</b> 251104	<b>COUNCIL DISTRICT #</b> 3
<b>DIVISION:</b> Planning & Economic Development	<b>DEPARTMENT:</b> Engineering

**PROJECT BUDGET****REVENUE BREAKDOWN**

REVENUE SOURCES				STATE FUNDS	SALES TAX BONDS 2008	TOTAL
PRIOR BDGTS						
PRIOR EXP						
BUDGET C/0						
2010-2011					400,000	400,000
2011-2012				932,000		932,000
2012-2013						
2013-2014						
2014-2015						
Future Funding						
<b>TOTAL COST</b>				932,000	400,000	1,332,000

**EXPENDITURE BREAKDOWN**

EXPENDITURE BREAKDOWN	ENGINEERING	TESTING	LAND ACQUISITION	CONSTRUCTION	OTHER	TOTAL
PRIOR BDGTS						
2010-2011	350,000		50,000			400,000
2011-2012				932,000		932,000
2012-2013						
2013-2014						
2014-2015						
Future Funding						
<b>TOTAL COST</b>	350,000		50,000	932,000		1,332,000

**PROJECT SPECIFICATIONS****PROJECT DESCRIPTION:**

Replace existing 66" Corrugated Metal Pipe with double 9' by 9' Reinforced Concrete Box at railroad spur track at Durawood Plant within Hynson Bayou.

**PROJECT JUSTIFICATION:**

Alleviation of obstruction at this location and improvement of flow (hydraulic grade line) of Hynson Bayou, one of the City's major drainage outfalls.

**PROJECT PRIORITY:**

A

**START DATE:** N/A**EST TIME TO COMPLETE:****OPERATING BUDGET EFFECT:**
 NONE

 N/A

 SEE DETAIL

**SHEET A 2010-2011/2014-2015 CAPITAL IMPROVEMENTS PROGRAM**

<b>PROJECT TITLE:</b> Martin Park Drainage		<b>PROJECT CATEGORY:</b> Drainage	
<b>PROJECT NUMBER:</b> 251105		<b>COUNCIL DISTRICT #</b> 2	
<b>DIVISION:</b> Planning & Economic Development		<b>DEPARTMENT:</b> Engineering	

**PROJECT BUDGET**

**REVENUE BREAKDOWN**

REVENUE SOURCES				STATE FUNDS	SALES TAX BONDS 2008	TOTAL
PRIOR BDGTS						
PRIOR EXP						
BUDGET C/O						
2010-2011					650,000	650,000
2011-2012				104,000		104,000
2012-2013						
2013-2014						
2014-2015						
Future Funding						
<b>TOTAL COST</b>				104,000	650,000	754,000

**EXPENDITURE BREAKDOWN**

EXPENDITURE BREAKDOWN	ENGINEERING	TESTING	LAND ACQUISITION	CONSTRUCTION	OTHER	TOTAL
PRIOR BDGTS						
2010-2011				650,000		650,000
2011-2012				104,000		104,000
2012-2013						
2013-2014						
2014-2015						
Future Funding						
<b>TOTAL COST</b>				754,000		754,000

**PROJECT SPECIFICATIONS**

<b>PROJECT DESCRIPTION:</b>			
<b>PROJECT JUSTIFICATION:</b>			
<b>PROJECT PRIORITY:</b>	A	<b>EST TIME TO COMPLETE:</b>	Four Months
<b>START DATE:</b>	March 2009	<b>OPERATING BUDGET EFFECT:</b>	
	<input checked="" type="checkbox"/> NONE	<input type="checkbox"/> N/A	<input type="checkbox"/> SEE DETAIL

2010-2011/2014-2015 CAPITAL IMPROVEMENTS BUDGET

**\*\*\*This Page Left Blank\*\*\***

## E. STREETS



TABLE OF CONTENTS

	<u><i>STREETS</i></u>	<u>PAGE</u>
268823	Street, Drainage, Sidewalk Repairs .....	4
269001	Extension of Versailles-Ph 1 .....	5
269007	Sugarhouse Road - Phase 1 .....	6
269609	Extension of Versailles-Ph 2 .....	7
269801	Jackson St at Horseshoe Drive .....	8
260001	Extension of Jackson Street .....	9
260002	Masonic @ Horseshoe Drive .....	10
260003	Horseshoe/Jackson-Masonic .....	11
260201	Lincoln/Hudson to Sugarhouse .....	12
260402	Recon Horseshoe/Grove to MacArthur .....	13
260407	Street Repairs .....	14
260503	Ext of Pine Ridge to Trailway .....	15
260507	Aerial Photography .....	16
260508	Enterprise Sidewalks .....	17
260604	North Mall-North to Sterkx .....	18
260608	Land Acquisitions .....	19
260801	6th & 7th/Cotton to Monroe .....	20
260901	Sidewalk/Intersection LS Rugg .....	21
261001	Extension of Versailles-Ph 3 .....	22
261002	Traffic Signals Renovations .....	23
261003	Citywide Directional Signage .....	24
261004	Masonic Drive Corridor Improvements .....	25
261005	North MacArthur Traffic Softening .....	26
261006	Bolton Avenue Traffic Softening .....	27
261101	Green Oak/ 3rd to 7th Street .....	28

2010-2011

**COMBINED CAPITAL PROJECTS  
SOURCES OF FUNDING SUMMARY**

**STREETS**

PROJECT IDENTIFICATION	SALES TAXES	SALES TX BONDS 08	LTD TX BOND 08	AD VAL TAX- 08	FEDERAL FUNDS	STATE FUNDS	UTILITY FUND	OTHER	TOTALS
Street, Drain, Sidewalk Repr	50,000								50,000
Jackson @ Horseshoe		1,035,000							1,035,000
Ext of Jackson Street	50,000								50,000
Street Improvements		200,000							200,000
Ext of Pine Ridge to Trailway	(299,855)						(35,000)		(334,855)
Aerial Photography	35,000								35,000
North Mall/North-Stercx	150,000								150,000
Acquisitions	60,000								60,000
Extension of Versailles-Ph 3				1,000,000					1,000,000
Green Oak/ 3rd to 7th Street	150,000								150,000
<b>Total Streets</b>	<b>195,145</b>	<b>1,235,000</b>	<b>0</b>	<b>1,000,000</b>	<b>0</b>	<b>0</b>	<b>(35,000)</b>	<b>0</b>	<b>2,395,145</b>

CITY OF ALEXANDRIA

**2010-2011**  
**GENERAL CAPITAL PROJECTS**  
**FIVE YEAR CAPITAL PLAN**

**STREETS**

PROJ #	PROJECT IDENTIFICATION	BUDGET C/O	FISCAL YEAR					TOTAL 5 YEAR	BEYOND 2015	TOTAL COST
			10-11	11-12	12-13	13-14	14-15			
268823	Street, Drainage, Sidewalk Repairs	207,814	50,000	50,000	50,000	50,000	50,000	250,000		457,814
269001	Extension of Versailles-Ph 1	@ 215,595						0		215,595
269007	Sugarhouse Road - Phase 1	8,063,056						0	3,500,000	11,563,056
269609	Extension of Versailles-Ph 2	@ 2,384,405						0		2,384,405
269801	Jackson St at Horseshoe Drive	@ 441,632	1,035,000	1,000,000				2,035,000		2,476,632
260001	Extension of Jackson Street	116,363	50,000	1,795,000						116,363
260002	Masonic @ Horseshoe Drive	102,025		575,000	2,300,000			2,875,000		2,977,025
260003	Horseshoe/Jackson-Masonic	240,491			500,000			500,000	8,000,000	8,740,491
260201	Lincoln/Hudson to Sugarhouse	2,570,582						0		2,570,582
260402	Recon Horseshoe/Grove-Mac	28,831						0	1,560,000	1,588,831
260407	Street Repairs	@ 800,474	200,000	375,000	375,000	375,000	375,000	1,700,000		2,500,474
260503	Ext of Pine Ridge to Trailway	@ 334,855	(334,855)					(334,855)		0
260507	Aerial Photography	@ 111,796	35,000	35,000	35,000	35,000	35,000	175,000		286,796
260508	Enterprise Sidewalks	360,502						0		360,502
260604	North Mall-North to Sterkx	557,132	150,000					150,000	2,365,000	3,072,132
260608	Land Acquisitions	@ 53,573	60,000	60,000	60,000	60,000	60,000	300,000		353,573
260801	6th & 7th/Cotton to Monroe	448,953			2,250,000	3,150,000		5,400,000		5,848,953
260901	Sidewalk/Intersection LS Rugg	254,500						0		254,500
261001	Extension of Versailles-Ph 3	1,469,689	1,000,000					1,000,000		2,469,689
261002	Traffic Signals Renovations	222,620						0		222,620
261003	Citywide Directional Signage	396,975						0		396,975
261004	Masonic Drive Corridor Imp	1,909,451						0		1,909,451
261005	North MacArthur Traffic Softening	5,000,000						0		5,000,000
261006	Bolton Avenue Traffic Softening	2,500,000						0		2,500,000
261101	Green Oak/ 3rd to 7th Street	0	150,000	1,240,000				1,390,000		1,390,000
<b>Total Streets</b>		<b>28,791,314</b>	<b>2,395,145</b>	<b>5,130,000</b>	<b>5,570,000</b>	<b>3,670,000</b>	<b>520,000</b>	<b>15,440,145</b>	<b>15,425,000</b>	<b>59,656,459</b>

\* Project Number to be Assigned

@ New or Revised Projects

Projects to be closed

**SHEET A 2010-2011/2014-2015 CAPITAL IMPROVEMENTS PROGRAM**

<b>PROJECT TITLE:</b> Street, Drainage, Sidewalk Repairs		<b>PROJECT CATEGORY:</b> Streets	
<b>PROJECT NUMBER:</b> 268823		<b>COUNCIL DISTRICT #</b> All	
<b>DIVISION:</b> Planning & Economic Development		<b>DEPARTMENT:</b> Engineering	

**PROJECT BUDGET**

**REVENUE BREAKDOWN**

REVENUE SOURCES			PROPERTY TAX - 2008	SALES TAX	SALES TAX BONDS	TOTAL
PRIOR BDGTS			500,000	1,728,402	469,245	2,697,647
PRIOR EXP			323,363	1,697,225	469,245	2,489,833
BUDGET C/0			176,637	31,177	0	207,814
2010-2011				50,000		50,000
2011-2012				50,000		50,000
2012-2013				50,000		50,000
2013-2014				50,000		50,000
2014-2015				50,000		50,000
Future Funding						
<b>TOTAL COST</b>				1,978,402	469,245	2,947,647

**EXPENDITURE BREAKDOWN**

EXPENDITURE BREAKDOWN	ENGINEERING	TESTING	LAND ACQUISITION	CONSTRUCTION	OTHER	TOTAL
PRIOR BDGTS	183,000	27,500		2,451,147	36,000	2,697,647
2010-2011				50,000		50,000
2011-2012				50,000		50,000
2012-2013				50,000		50,000
2013-2014				50,000		50,000
2014-2015				50,000		50,000
Future Funding						
<b>TOTAL COST</b>	183,000	27,500		2,701,147	36,000	2,947,647

**PROJECT SPECIFICATIONS**

**PROJECT DESCRIPTION:**

Repairs to street, drainage and sidewalk infrastructure which have failed and need to be repaired.

**PROJECT JUSTIFICATION:**

To alleviate deteriorated street conditions.

**PROJECT PRIORITY:**

A

**START DATE:** On Going

**EST TIME TO COMPLETE:**

As Needed

**OPERATING BUDGET EFFECT:**

NONE

N/A

SEE DETAIL

**SHEET A 2010-2011/2014-2015 CAPITAL IMPROVEMENTS PROGRAM**

<b>PROJECT TITLE:</b> Extension of Versailles Boulevard, Phase 1	<b>PROJECT CATEGORY:</b> Streets
<b>PROJECT NUMBER:</b> 269001	<b>COUNCIL DISTRICT #</b> 5
<b>DIVISION:</b> Planning & Economic Development	<b>DEPARTMENT:</b> Engineering

**PROJECT BUDGET**

**REVENUE BREAKDOWN**

REVENUE SOURCES	LTD TAX BONDS 2008	FEDERAL FUNDS	SALES TAX	TOTAL
PRIOR BDGTS	2,119,000	26,896	2,423,540	4,569,436
PRIOR EXP	1,903,405	26,896	2,423,540	4,353,841
BUDGET C/0	215,595	0	0	215,595
2010-2011				
2011-2012				
2012-2013				
2013-2014				
2014-2015				
Future Funding				
<b>TOTAL COST</b>	<b>2,119,000</b>	<b>26,896</b>	<b>2,423,540</b>	<b>4,569,436</b>

**EXPENDITURE BREAKDOWN**

EXPENDITURE BREAKDOWN	ENGINEERING	TESTING	LAND ACQUISITION	CONSTRUCTION	OTHER	TOTAL
PRIOR BDGTS	145,300	5,000		4,351,000	68,136	4,569,436
2010-2011						
2011-2012						
2012-2013						
2013-2014						
2014-2015						
Future Funding						
<b>TOTAL COST</b>	<b>145,300</b>	<b>5,000</b>		<b>4,351,000</b>	<b>68,136</b>	<b>4,569,436</b>

**PROJECT SPECIFICATIONS**

**PROJECT DESCRIPTION:**

Extend construction of Versailles Boulevard from Fieldcrest Avenue to the Diversion Canal, interconnect with Bluebird Lane and Windermere Boulevard, along with necessary street and drainage appurtenances. Improvements will be Phase 1 of an overall project to interconnect Jackson Street to Coliseum Boulevard. After completion of Phase 1, accessibility will be available to our citizens for travel between Charles Park, Highpoint, Brentwood, Hunters Grove, Clermont, Fairfield, Good Earth and Lebanon Subdivisions to Twin Bridges Road, Jackson Street to Coliseum Boulevard.

**PROJECT JUSTIFICATION:**

It is necessary to construct another road that will move traffic away from the construction area of the proposed five lane of Jackson Street. Completion of the extension of Versailles Boulevard will allow subdivisions located between Jackson Street and the Diversion Canal to use this road to Coliseum Boulevard thence to the business district. Partial funding is obtainable through the Urban Systems Program.

**PROJECT PRIORITY:** A

**START DATE:** February 2008

**EST TIME TO COMPLETE:**

Twelve Months

**OPERATING BUDGET EFFECT:**

NONE

N/A

SEE DETAIL

## SHEET A 2010-2011/2014-2015 CAPITAL IMPROVEMENTS PROGRAM

<b>PROJECT TITLE:</b> Sugar House Road, Phase 1	<b>PROJECT CATEGORY:</b> Streets
<b>PROJECT NUMBER:</b> 269007	<b>COUNCIL DISTRICT #</b> 3
<b>DIVISION:</b> Planning & Economic Development	<b>DEPARTMENT:</b> Engineering

### PROJECT BUDGET

#### REVENUE BREAKDOWN

REVENUE SOURCES	SALES TAX	STATE FUNDS	PROPERTY TAX - 93	UTILITY FUNDS	FEDERAL FUNDS	TOTAL
PRIOR BDGTS	1,023,667	7,200,000	237,656	79,430		8,540,753
PRIOR EXP	139,900		237,656	100,141		477,697
BUDGET C/0	883,767	7,200,000	0	(20,711)		8,063,056
2010-2011						
2011-2012						
2012-2013						
2013-2014						
2014-2015						
Future Funding	700,000	2,800,000				3,500,000
<b>TOTAL COST</b>	<b>1,723,667</b>	<b>10,000,000</b>	<b>237,656</b>	<b>79,430</b>		<b>12,040,753</b>

#### EXPENDITURE BREAKDOWN

EXPENDITURE BREAKDOWN	ENGINEERING	TESTING	LAND ACQUISITION	CONSTRUCTION	OTHER	TOTAL
PRIOR BDGTS	236,330	7,863	374,796	7,823,000	98,764	8,540,753
2010-2011						
2011-2012						
2012-2013						
2013-2014						
2014-2015						
Future Funding				3,500,000		3,500,000
<b>TOTAL COST</b>	<b>236,330</b>	<b>7,863</b>	<b>374,796</b>	<b>11,323,000</b>	<b>98,764</b>	<b>12,040,753</b>

### PROJECT SPECIFICATIONS

**PROJECT DESCRIPTION:**

Construct two traffic lanes measuring 12' wide with 10' and 8' shoulders along with necessary street and drainage appurtenances from the relocation of New York Ave. (La. 1208-1) along Sugarhouse Road towards Bayou Hynson approximately 1100 linear feet past Lincoln Road.

**PROJECT JUSTIFICATION:**

Drainage improvements are needed to accommodate the required drainage for the relocation of New York Ave. (La. 1208-1) since our existing drainage facilities will be unable to handle the increased design flow from La 1208-1 to Bayou Hynson. The Master Street Plan indicates a proposed street improvement connecting MacArthur Drive To La. Highway 1. By implementing the Master Street Plan we will not only construct a proposed street improvement but also construct drainage improvements which are shown on the Master Drainage Plan.

**PROJECT PRIORITY:**

A

**START DATE:** February 2010

**EST TIME TO COMPLETE:**

Twelve Months

**OPERATING BUDGET EFFECT:**
 NONE

 N/A

 SEE DETAIL

**SHEET A 2010-2011/2014-2015 CAPITAL IMPROVEMENTS PROGRAM**

<b>PROJECT TITLE:</b> Extension of Versailles Blvd. - Phase 2	<b>PROJECT CATEGORY:</b> Streets
<b>PROJECT NUMBER:</b> 269609	<b>COUNCIL DISTRICT #</b> 5
<b>DIVISION:</b> Planning & Economic Development	<b>DEPARTMENT:</b> Engineering

**PROJECT BUDGET**

**REVENUE BREAKDOWN**

REVENUE SOURCES	PROPERTY TAX - 2008	PROPERTY TAX - 2003	LTD TAX BONDS 2008	SALES TAX	OTHER	TOTAL
PRIOR BDGTS		8,066,190	1,138,286	139,307		9,343,783
PRIOR EXP		6,730,096	89,975	139,307		6,959,378
BUDGET C/0		1,336,094	1,048,311	0		2,384,405
2010-2011						
2011-2012						
2012-2013						
2013-2014						
2014-2015						
Future Funding						
<b>TOTAL COST</b>		8,066,190	1,138,286	139,307		9,343,783

**EXPENDITURE BREAKDOWN**

EXPENDITURE BREAKDOWN	ENGINEERING	TESTING	LAND ACQUISITION	CONSTRUCTION	OTHER	TOTAL
PRIOR BDGTS	658,107	10,000		8,598,676	77,000	9,343,783
2010-2011						
2011-2012						
2012-2013						
2013-2014						
2014-2015						
Future Funding						
<b>TOTAL COST</b>	658,107	10,000		8,598,676	77,000	9,343,783

**PROJECT SPECIFICATIONS**

**PROJECT DESCRIPTION:**

Construction of a 8" thick pavement section for Versailles Boulevard from Coliseum Boulevard towards the Diversion Canal, 40 feet wide; subsurface drainage; catch basins; sidewalks and all additional street and drainage appurtenances required to complete this project.

**PROJECT JUSTIFICATION:**

It is necessary to construct another road that will move traffic away from the construction area of the proposed five laning of Jackson Street. Completion of the extension of Versailles Boulevard will allow subdivisions located between Jackson Street and the Diversion Canal to use this road to Coliseum Boulevard thence to the business district. Partial funding is obtainable through the Urban Systems Program.

**PROJECT PRIORITY:** A

**START DATE:** February 2010

**EST TIME TO COMPLETE:**

1 Year

**OPERATING BUDGET EFFECT:**

NONE

N/A

SEE DETAIL

**SHEET A 2010-2011/2014-2015 CAPITAL IMPROVEMENTS PROGRAM**

<b>PROJECT TITLE:</b> Jackson Street at Horseshoe Drive	<b>PROJECT CATEGORY:</b> Streets
<b>PROJECT NUMBER:</b> 269801	<b>COUNCIL DISTRICT #</b> 4 & 5
<b>DIVISION:</b> Planning & Economic Development	<b>DEPARTMENT:</b> Engineering

**PROJECT BUDGET****REVENUE BREAKDOWN**

REVENUE SOURCES	SALES TAX BONDS 2008	UTILITY FUNDS	SALES TAX	FEDERAL FUNDS	TOTAL
PRIOR BDGTS			542,000		542,000
PRIOR EXP			100,368		100,368
BUDGET C/O			441,632		441,632
2010-2011	1,035,000				1,035,000
2011-2012			200,000	800,000	1,000,000
2012-2013					
2013-2014					
2014-2015					
Future Funding					
<b>TOTAL COST</b>	1,035,000		204,500	800,000	2,577,000

**EXPENDITURE BREAKDOWN**

EXPENDITURE BREAKDOWN	ENGINEERING	TESTING	LAND ACQUISITION	CONSTRUCTION	OTHER	TOTAL
PRIOR BDGTS	91,000	3,500	330,500	102,000	15,000	542,000
2010-2011	35,000			1,000,000		1,035,000
2011-2012				1,000,000		1,000,000
2012-2013						
2013-2014						
2014-2015						
Future Funding						
<b>TOTAL COST</b>	126,000	3,500	330,500	2,102,000	15,000	2,577,000

**PROJECT SPECIFICATIONS****PROJECT DESCRIPTION:**

Installation of 8" concrete pavement with curb, reinforce concrete pipe, catch basins, traffic control devices and all required street and drainage appurtenances at the intersection of Jackson Street and Horseshoe Drive.

**PROJECT JUSTIFICATION:**

Reconstruct the intersection of Jackson Street and Horseshoe Drive due to increase traffic flow. Horseshoe Drive to be widen from two lanes to three lanes, Twin Bridges Road from two lanes to three lanes, Jackson Street from four lanes to five lanes and Lodi Road from two lanes to four lanes.

**PROJECT PRIORITY:**

A

**START DATE:** March 2009**EST TIME TO COMPLETE:**

9 Months

**OPERATING BUDGET EFFECT:** NONE N/A SEE DETAIL

**SHEET A 2010-2011/2014-2015 CAPITAL IMPROVEMENTS PROGRAM**

<b>PROJECT TITLE:</b> Extension of Jackson Street		<b>PROJECT CATEGORY:</b> Streets	
<b>PROJECT NUMBER:</b> 260001		<b>COUNCIL DISTRICT #</b> 5	
<b>DIVISION:</b> Planning & Economic Development		<b>DEPARTMENT:</b> Engineering	

**PROJECT BUDGET**

**REVENUE BREAKDOWN**

REVENUE SOURCES	FEDERAL FUNDS	PROPERTY TAX - 2003	SALES TAX	PROPERTY TAX - 98	TOTAL
PRIOR BDGTS		133,637	116,363	2,375	252,375
PRIOR EXP		133,637		2,375	136,012
BUDGET C/0		0	116,363	0	116,363
2010-2011			50,000		50,000
2011-2012	1,404,000		391,000		1,795,000
2012-2013					
2013-2014					
2014-2015					
Future Funding					
<b>TOTAL COST</b>	<b>1,404,000</b>	<b>133,637</b>	<b>557,363</b>	<b>2,375</b>	<b>2,097,375</b>

**EXPENDITURE BREAKDOWN**

EXPENDITURE BREAKDOWN	ENGINEERING	TESTING	LAND ACQUISITION	CONSTRUCTION	OTHER	TOTAL
PRIOR BDGTS	175,000		75,000		2,375	252,375
2010-2011			50,000			50,000
2011-2012	40,000			1,755,000		1,795,000
2012-2013						
2013-2014						
2014-2015						
Future Funding						
<b>TOTAL COST</b>	<b>215,000</b>		<b>125,000</b>	<b>1,755,000</b>	<b>2,375</b>	<b>2,097,375</b>

**PROJECT SPECIFICATIONS**

**PROJECT DESCRIPTION:**

Installation of 8" concrete pavement with curb, reinforce concrete pipe, catch basins, traffic control devices and all required street and drainage appurtenances.

**PROJECT JUSTIFICATION:**

The volume of traffic along Lodi Road has increased due to present Subdivision development. Additional property in this area is now being considered for development, some of which as commercial with the remainder as residential. The anticipated traffic volume to be generated by the proposed developments will require the widening of Lodi Road from a two lane road to at least a four lane improvement. Project is shown on the Master Street Plan.

**PROJECT PRIORITY:** A

**START DATE:** February 2011

**EST TIME TO COMPLETE:**

1 Year

**OPERATING BUDGET EFFECT:**

NONE

N/A

SEE DETAIL

**SHEET A 2010-2011/2014-2015 CAPITAL IMPROVEMENTS PROGRAM**

<b>PROJECT TITLE:</b> Masonic at Horseshoe Drive		<b>PROJECT CATEGORY:</b> Streets	
<b>PROJECT NUMBER:</b> 260002		<b>COUNCIL DISTRICT #</b> 2,4 & 5	
<b>DIVISION:</b> Planning & Economic Development		<b>DEPARTMENT:</b> Engineering	

**PROJECT BUDGET**
**REVENUE BREAKDOWN**

REVENUE SOURCES				FEDERAL FUNDS	SALES TAX	TOTAL
PRIOR BDGTS					150,000	150,000
PRIOR EXP					47,975	47,975
BUDGET C/0					102,025	102,025
2010-2011					575,000	575,000
2011-2012				1,840,000	460,000	2,300,000
2012-2013						
2013-2014						
2014-2015						
Future Funding						
<b>TOTAL COST</b>				1,840,000	1,185,000	3,025,000

**EXPENDITURE BREAKDOWN**

EXPENDITURE BREAKDOWN	ENGINEERING	TESTING	LAND ACQUISITION	CONSTRUCTION	OTHER	TOTAL
PRIOR BDGTS	86,900	3,500	35,000		24,600	150,000
2010-2011						
2011-2012	75,000		500,000			575,000
2012-2013	50,000			2,250,000		2,300,000
2013-2014						
2014-2015						
Future Funding						
<b>TOTAL COST</b>	211,900	3,500	535,000	2,250,000	24,600	3,025,000

**PROJECT SPECIFICATIONS**
**PROJECT DESCRIPTION:**

Reconstruction of Horseshoe Drive at Masonic Drive to provide two travel lanes and one turning lane.

**PROJECT JUSTIFICATION:**

Project was approved as part of TIP and is eligible for Federal Funds.

**PROJECT PRIORITY:**

A

**START DATE:** February 2006

**EST TIME TO COMPLETE:**

4 Months

**OPERATING BUDGET EFFECT:**

NONE

N/A

SEE DETAIL

**SHEET A 2010-2011/2014-2015 CAPITAL IMPROVEMENTS PROGRAM**

<b>PROJECT TITLE:</b> Reconstruction of Horseshoe Drive from Jackson Str to Masonic Drive	<b>PROJECT CATEGORY:</b> Streets
<b>PROJECT NUMBER:</b> 260003	<b>COUNCIL DISTRICT #</b> 4 & 5
<b>DIVISION:</b> Planning & Economic Development	<b>DEPARTMENT:</b> Engineering

**PROJECT BUDGET****REVENUE BREAKDOWN**

REVENUE SOURCES	UTILITY FUNDS	SALES TAX BONDS 2004	PROPERTY TAX - 93	FEDERAL FUNDS	SALES TAX	TOTAL
PRIOR BDGTS		113,261	1,373		242,366	357,000
PRIOR EXP		113,261	1,373		1,875	116,509
BUDGET C/0		0	0		240,491	240,491
2010-2011						
2011-2012						
2012-2013					500,000	500,000
2013-2014						
2014-2015						
Future Funding				6,400,000	1,600,000	8,000,000
<b>TOTAL COST</b>		113,261	1,373	6,400,000	2,342,366	8,857,000

**EXPENDITURE BREAKDOWN**

EXPENDITURE BREAKDOWN	ENGINEERING	TESTING	LAND ACQUISITION	CONSTRUCTION	OTHER	TOTAL
PRIOR BDGTS	343,000	5,000			9,000	357,000
2010-2011						
2011-2012						
2012-2013	500,000					500,000
2013-2014						
2014-2015						
Future Funding				8,000,000		8,000,000
<b>TOTAL COST</b>	843,000	5,000		8,000,000	9,000	8,857,000

**PROJECT SPECIFICATIONS****PROJECT DESCRIPTION:**

Reconstruction of Horseshoe Drive from Jackson Street to Masonic Drive, consisting of an 8" thick 30' wide concrete pavement, catch basins, and all additional street and drainage appurtenances required to construct this Project.

**PROJECT JUSTIFICATION:**

Project was approved as part of TIP and is eligible for Federal Funds.

**PROJECT PRIORITY:**

A

**START DATE:** February 2009**EST TIME TO COMPLETE:**

One Year

**OPERATING BUDGET EFFECT:** NONE N/A SEE DETAIL

**SHEET A 2010-2011/2014-2015 CAPITAL IMPROVEMENTS PROGRAM**

<b>PROJECT TITLE:</b> Lincoln Road/Hudson to Sugarhouse	<b>PROJECT CATEGORY:</b> Streets
<b>PROJECT NUMBER:</b> 260201	<b>COUNCIL DISTRICT #</b> 3
<b>DIVISION:</b> Planning & Economic Development	<b>DEPARTMENT:</b> Engineering

**PROJECT BUDGET****REVENUE BREAKDOWN**

REVENUE SOURCES	SALES TAX BONDS 2008	PROPERTY TAX - 2008	SALES TAX	TOTAL
PRIOR BDGTS	1,300,500	1,200,000	300,157	2,800,657
PRIOR EXP	40,051		190,024	230,075
BUDGET C/0	1,260,449	1,200,000	110,133	2,570,582
2010-2011				
2011-2012				
2012-2013				
2013-2014				
2014-2015				
Future Funding				
<b>TOTAL COST</b>	1,300,500	1,200,000	300,157	2,800,657

**EXPENDITURE BREAKDOWN**

EXPENDITURE BREAKDOWN	ENGINEERING	TESTING	LAND ACQUISITION	CONSTRUCTION	OTHER	TOTAL
PRIOR BDGTS	300,157		35,000	2,465,500		2,800,657
2010-2011						
2011-2012						
2012-2013						
2013-2014						
2014-2015						
Future Funding						
<b>TOTAL COST</b>	300,157		35,000	2,465,500		2,800,657

**PROJECT SPECIFICATIONS****PROJECT DESCRIPTION:**

Construction of a 8" thick - 30' wide concrete pavement with curb and gutter; 5' wide sidewalks on both sides of street; subsurface drainage improvements; catch basins; connection of Lincoln road to all connecting streets; and, all additional street and drainage appurtenances needed for the construction of this project.

**PROJECT JUSTIFICATION:**

Project is eligible for 80% Federal Funding and has been approved as part of the Transportation Improvement Program.

Improvements will connect Lincoln Road to Sugarhouse Road improvements and provide access to and from I-49.

**PROJECT PRIORITY:** B

**START DATE:** June 2011

**EST TIME TO COMPLETE:** 12 Months

**OPERATING BUDGET EFFECT:**

NONE

N/A

SEE DETAIL

**SHEET A 2010-2011/2014-2015 CAPITAL IMPROVEMENTS PROGRAM**

<b>PROJECT TITLE:</b> Reconstruct Horseshoe from Grove to MacArthur	<b>PROJECT CATEGORY:</b> Streets
<b>PROJECT NUMBER:</b> 260402	<b>COUNCIL DISTRICT #</b> 2
<b>DIVISION:</b> Planning & Economic Development	<b>DEPARTMENT:</b> Engineering

**PROJECT BUDGET****REVENUE BREAKDOWN**

REVENUE SOURCES				SALES TAX BONDS 2004	SALES TAX	TOTAL
PRIOR BDGTS				111,169	28,831	140,000
PRIOR EXP				111,169		111,169
BUDGET C/0				0	28,831	28,831
2010-2011						
2011-2012						
2012-2013						
2013-2014						
2014-2015						
Future Funding					1,560,000	1,560,000
<b>TOTAL COST</b>				111,169	1,588,831	1,700,000

**EXPENDITURE BREAKDOWN**

EXPENDITURE BREAKDOWN	ENGINEERING	TESTING	LAND ACQUISITION	CONSTRUCTION	OTHER	TOTAL
PRIOR BDGTS	140,000					140,000
2010-2011						
2011-2012						
2012-2013						
2013-2014						
2014-2015						
Future Funding	10,000	10,000	250,000	1,200,000	90,000	1,560,000
<b>TOTAL COST</b>	150,000	10,000	250,000	1,200,000	90,000	1,700,000

**PROJECT SPECIFICATIONS****PROJECT DESCRIPTION:**

Construction of a 30 feet minimum 8" thick concrete pavement; concrete sidewalks; sub surface drainage; intersection improvements at Grove Lane and Horseshoe Drive and widening Horseshoe at MacArthur from a two lane to a three lane pavement section.

**PROJECT JUSTIFICATION:**

Horseshoe Drive handles a large volume of traffic that flows from Masonic Drive, Martin Park and several subdivisions along Horseshoe to MacArthur Drive. This project will improve the flow of traffic and correct a bad intersection at Horseshoe and Grove Lane.

**PROJECT PRIORITY:** A

**START DATE:** EST TIME TO COMPLETE: 8 months

**OPERATING BUDGET EFFECT:**

NONE

N/A

SEE DETAIL

**SHEET A 2010-2011/2014-2015 CAPITAL IMPROVEMENTS PROGRAM**

<b>PROJECT TITLE:</b> Street Improvements & Repair	<b>PROJECT CATEGORY:</b> Streets
<b>PROJECT NUMBER:</b> 260407	<b>COUNCIL DISTRICT #</b> All
<b>DIVISION:</b> Planning & Economic Development	<b>DEPARTMENT:</b> Engineering

**PROJECT BUDGET**

**REVENUE BREAKDOWN**

REVENUE SOURCES	SALES TAX BONDS 2008	LIMITED TAX BONDS 2008	PROPERTY TAX 2008	PROPERTY TAX 2003	TOTAL
PRIOR BDGTS		1,016,893		2,883,070	3,899,963
PRIOR EXP		216,419		2,883,070	3,099,489
BUDGET C/O		800,474		0	800,474
2010-2011	200,000				200,000
2011-2012			375,000		375,000
2012-2013			375,000		375,000
2013-2014			375,000		375,000
2014-2015			375,000		375,000
Future Funding					
<b>TOTAL COST</b>	200,000	1,016,893	1,500,000	2,883,070	5,599,963

**EXPENDITURE BREAKDOWN**

EXPENDITURE BREAKDOWN	ENGINEERING	TESTING	LAND ACQUISITION	CONSTRUCTION	OTHER	TOTAL
PRIOR BDGTS				3,899,963		3,899,963
2010-2011	50,000			150,000		200,000
2011-2012	50,000			325,000		375,000
2012-2013	50,000			325,000		375,000
2013-2014	50,000			325,000		375,000
2014-2015	50,000			325,000		375,000
Future Funding						
<b>TOTAL COST</b>	250,000			5,349,963		5,599,963

**PROJECT SPECIFICATIONS**

**PROJECT DESCRIPTION:**

Repair streets though out City.

**PROJECT JUSTIFICATION:**

There are numerous streets that have failed concrete pavement which needs to be repaired. The 2003 Property Tax call includes funds, that can be made available to assist in repairing streets.

**PROJECT PRIORITY:** A

**START DATE:** May 2003

**EST TIME TO COMPLETE:** Five Years

**OPERATING BUDGET EFFECT:**

NONE

N/A

SEE DETAIL

**SHEET A 2010-2011/2014-2015 CAPITAL IMPROVEMENTS PROGRAM**

<b>PROJECT TITLE:</b> Extension of Pine Ridge to Trailway	<b>PROJECT CATEGORY:</b> Streets
<b>PROJECT NUMBER:</b> 260503	<b>COUNCIL DISTRICT #</b> 5
<b>DIVISION:</b> Planning & Economic Development	<b>DEPARTMENT:</b> Engineering

**PROJECT BUDGET****REVENUE BREAKDOWN**

REVENUE SOURCES				UTILITY FUNDS	SALES TAX	TOTAL
PRIOR BDGTS				35,000	300,500	335,500
PRIOR EXP					645	645
BUDGET C/0				35,000	299,855	334,855
2010-2011				(35,000)	(299,855)	(334,855)
2011-2012						
2012-2013						
2013-2014						
2014-2015						
Future Funding						
<b>TOTAL COST</b>					645	645

**EXPENDITURE BREAKDOWN**

EXPENDITURE BREAKDOWN	ENGINEERING	TESTING	LAND ACQUISITION	CONSTRUCTION	OTHER	TOTAL
PRIOR BDGTS			90,000	230,500	15,000	335,500
2010-2011				(334,855)		(334,855)
2011-2012						
2012-2013						
2013-2014						
2014-2015						
Future Funding						
<b>TOTAL COST</b>			90,000	(104,355)	15,000	645

**PROJECT SPECIFICATIONS****PROJECT DESCRIPTION:**

Construction of 8" thick concrete pavement across Bayou Robert, concrete sidewalk and subsurface drainage improvements.

**PROJECT JUSTIFICATION:**

One of the phases of Tennyson Oaks Subdivision will require the construction of a street across Bayou Robert. According to Section 28-4.4F of our City Ordinance, the City of Alexandria is responsible for traversing the Bayou. Therefore, the City will construction improvements across Bayou Robert and the Developer will extend the streets to connect to the City's crossing.

**PROJECT PRIORITY:** B

**START DATE:** February 2006

**EST TIME TO COMPLETE:** Three Months

**OPERATING BUDGET EFFECT:**

NONE

N/A

SEE DETAIL

## SHEET A 2010-2011/2014-2015 CAPITAL IMPROVEMENTS PROGRAM

<b>PROJECT TITLE:</b> Aerial Photography	<b>PROJECT CATEGORY:</b> Streets
<b>PROJECT NUMBER:</b> 260507	<b>COUNCIL DISTRICT #</b> All
<b>DIVISION:</b> Planning & Economic Development	<b>DEPARTMENT:</b> Engineering

## PROJECT BUDGET

## REVENUE BREAKDOWN

REVENUE SOURCES					SALES TAX	TOTAL
PRIOR BDGTS					195,000	195,000
PRIOR EXP					83,204	83,204
BUDGET C/O					111,796	111,796
2010-2011					35,000	35,000
2011-2012					35,000	35,000
2012-2013					35,000	35,000
2013-2014					35,000	35,000
2014-2015					35,000	35,000
Future Funding						
<b>TOTAL COST</b>					<b>370,000</b>	<b>370,000</b>

## EXPENDITURE BREAKDOWN

EXPENDITURE BREAKDOWN	ENGINEERING	TESTING	LAND ACQUISITION	CONSTRUCTION	OTHER	TOTAL
PRIOR BDGTS					195,000	195,000
2010-2011					35,000	35,000
2011-2012					35,000	35,000
2012-2013					35,000	35,000
2013-2014					35,000	35,000
2014-2015					35,000	35,000
Future Funding						
<b>TOTAL COST</b>					<b>370,000</b>	<b>370,000</b>

## PROJECT SPECIFICATIONS

## PROJECT DESCRIPTION:

Aerial photos of the City in computer files.

## PROJECT JUSTIFICATION:

The City is involved with numerous Capital Projects. The use of current aerial photos, in computer files, assist the City in determining the scope of proposed projects and a visual map that provides the concept of the proposed improvements before the project is actually designed.

**PROJECT PRIORITY:** A

**START DATE:** On Going **EST TIME TO COMPLETE:** N/A

**OPERATING BUDGET EFFECT:**

NONE  N/A  SEE DETAIL

## SHEET A 2010-2011/2014-2015 CAPITAL IMPROVEMENTS PROGRAM

<b>PROJECT TITLE:</b> Enterprise Sidewalks	<b>PROJECT CATEGORY:</b> Streets
<b>PROJECT NUMBER:</b> 260508	<b>COUNCIL DISTRICT #</b> 1
<b>DIVISION:</b> Planning & Economic Development	<b>DEPARTMENT:</b> Engineering

## PROJECT BUDGET

## REVENUE BREAKDOWN

REVENUE SOURCES					SALES TAX	TOTAL
PRIOR BDGTS					552,000	552,000
PRIOR EXP					191,498	191,498
BUDGET C/O					360,502	360,502
2010-2011						
2011-2012						
2012-2013						
2013-2014						
2014-2015						
Future Funding						
<b>TOTAL COST</b>					552,000	552,000

## EXPENDITURE BREAKDOWN

EXPENDITURE BREAKDOWN	ENGINEERING	TESTING	LAND ACQUISITION	CONSTRUCTION	OTHER	TOTAL
PRIOR BDGTS	80,000	1,500	75,000	388,000	7,500	552,000
2010-2011						
2011-2012						
2012-2013						
2013-2014						
2014-2015						
Future Funding						
<b>TOTAL COST</b>	80,000	1,500	75,000	388,000	7,500	552,000

## PROJECT SPECIFICATIONS

## PROJECT DESCRIPTION:

Construct five foot wide sidewalk along Enterprise Road.

## PROJECT JUSTIFICATION:

Enterprise Road has road side has limited shoulders and deep ditches. When children are dropped off from school at Highway 1 at Enterprise Road, the children have to walk on the street since there is little room for them to walk on the road shoulder. Sidewalks will be constructed behind the existing ditch which will provide safety for the children as they walk home from the school bus stop.

PROJECT PRIORITY: A

START DATE: August 2005

EST TIME TO COMPLETE: Two Months

OPERATING BUDGET EFFECT:

NONE

N/A

SEE DETAIL

## SHEET A 2010-2011/2014-2015 CAPITAL IMPROVEMENTS PROGRAM

<b>PROJECT TITLE:</b> North Mall - North Boulevard to Sterkx Road	<b>PROJECT CATEGORY:</b> Streets
<b>PROJECT NUMBER:</b> 260604	<b>COUNCIL DISTRICT #</b> 4
<b>DIVISION:</b> Planning & Economic Development	<b>DEPARTMENT:</b> Engineering

## PROJECT BUDGET

## REVENUE BREAKDOWN

REVENUE SOURCES	UTILITY FUNDS	SALES TAX	SALES TAX BONDS 2004	TOTAL
PRIOR BDGTS		557,132	2,868	560,000
PRIOR EXP			2,868	2,868
BUDGET C/0		557,132	0	557,132
2010-2011		150,000		150,000
2011-2012				
2012-2013				
2013-2014				
2014-2015				
Future Funding		2,365,000		2,365,000
<b>TOTAL COST</b>		<b>3,072,132</b>	<b>2,868</b>	<b>3,075,000</b>

## EXPENDITURE BREAKDOWN

EXPENDITURE BREAKDOWN	ENGINEERING	TESTING	LAND ACQUISITION	CONSTRUCTION	OTHER	TOTAL
PRIOR BDGTS	285,000		275,000			560,000
2010-2011			150,000			150,000
2011-2012						
2012-2013						
2013-2014						
2014-2015						
Future Funding	115,000			2,250,000		2,365,000
<b>TOTAL COST</b>	<b>400,000</b>		<b>425,000</b>	<b>2,250,000</b>		<b>3,075,000</b>

## PROJECT SPECIFICATIONS

<b>PROJECT DESCRIPTION:</b> Widen North Mall Drive from Sterkx Road to North Boulevard by adding additional travel lanes and improved radii.			
<b>PROJECT JUSTIFICATION:</b> The traffic from I-49 to the mall and area businesses has increased. North Mall from Lee Street to Sterkx Road is under construction to widen to improve the flow of traffic.			
<b>PROJECT PRIORITY:</b>	A	<b>EST TIME TO COMPLETE:</b>	Six Months
<b>START DATE:</b>	March 2011	<b>OPERATING BUDGET EFFECT:</b>	
	<input checked="" type="checkbox"/> NONE	<input type="checkbox"/> N/A	<input type="checkbox"/> SEE DETAIL

**SHEET A 2010-2011/2014-2015 CAPITAL IMPROVEMENTS PROGRAM**

<b>PROJECT TITLE:</b> Land Acquisitions	<b>PROJECT CATEGORY:</b> Streets
<b>PROJECT NUMBER:</b> 260608	<b>COUNCIL DISTRICT #</b> 5
<b>DIVISION:</b> Planning & Economic Development	<b>DEPARTMENT:</b> Engineering

**PROJECT BUDGET**
**REVENUE BREAKDOWN**

REVENUE SOURCES					SALES TAX	TOTAL
PRIOR BDGTS					434,000	434,000
PRIOR EXP					380,427	380,427
BUDGET C/0					53,573	53,573
2010-2011					60,000	60,000
2011-2012					60,000	60,000
2012-2013					60,000	60,000
2013-2014					60,000	60,000
2014-2015					60,000	60,000
Future Funding						
<b>TOTAL COST</b>					<b>734,000</b>	<b>734,000</b>

**EXPENDITURE BREAKDOWN**

EXPENDITURE BREAKDOWN	ENGINEERING	TESTING	LAND ACQUISITION	CONSTRUCTION	OTHER	TOTAL
PRIOR BDGTS			434,000			434,000
2010-2011			60,000			60,000
2011-2012			60,000			60,000
2012-2013			60,000			60,000
2013-2014			60,000			60,000
2014-2015			60,000			60,000
Future Funding						
<b>TOTAL COST</b>			<b>734,000</b>			<b>734,000</b>

**PROJECT SPECIFICATIONS**
**PROJECT DESCRIPTION:**

Purchase right-of-way for various City projects.

**PROJECT JUSTIFICATION:**

With construction of new projects and improvements to existing infrastructure, these funds can be readily accessible to aid in speeding the design and construction of these improvements.

**PROJECT PRIORITY:**

A

**START DATE:** March 2011

**EST TIME TO COMPLETE:**

Six Months

**OPERATING BUDGET EFFECT:**

NONE

N/A

SEE DETAIL

## SHEET A 2010-2011/2014-2015 CAPITAL IMPROVEMENTS PROGRAM

<b>PROJECT TITLE:</b> 6th & 7th Street / Cotton to Monroe	<b>PROJECT CATEGORY:</b> Streets
<b>PROJECT NUMBER:</b> 260801	<b>COUNCIL DISTRICT #</b> 3
<b>DIVISION:</b> Planning & Economic Development	<b>DEPARTMENT:</b> Engineering

## PROJECT BUDGET

## REVENUE BREAKDOWN

REVENUE SOURCES				PROPERTY TAX 2008	SALES TAX	TOTAL
PRIOR BDGTS					700,000	700,000
PRIOR EXP					251,047	251,047
BUDGET C/0					448,953	448,953
2010-2011						
2011-2012						
2012-2013				2,000,000	250,000	2,250,000
2013-2014				1,000,000	2,150,000	3,150,000
2014-2015						
Future Funding						
<b>TOTAL COST</b>				<b>3,000,000</b>	<b>3,100,000</b>	<b>6,100,000</b>

## EXPENDITURE BREAKDOWN

EXPENDITURE BREAKDOWN	ENGINEERING	TESTING	LAND ACQUISITION	CONSTRUCTION	OTHER	TOTAL
PRIOR BDGTS	550,000		150,000			700,000
2010-2011						
2011-2012						
2012-2013	100,000		150,000	2,000,000		2,250,000
2013-2014	150,000			3,000,000		3,150,000
2014-2015						
Future Funding						
<b>TOTAL COST</b>	<b>800,000</b>		<b>300,000</b>	<b>5,000,000</b>		<b>6,100,000</b>

## PROJECT SPECIFICATIONS

## PROJECT DESCRIPTION:

Connect Upper Third Street to 6th and 7th (Foisy) Streets by constructing a bridge over Bayou Rapides and its approaches.

## PROJECT JUSTIFICATION:

With the expansion of Rapides Regional Medical Center, the major north-south corridor for downtown Alexandria was severed. This project will re-establish that corridor and enhance the flow of traffic in this area of the city.

## PROJECT PRIORITY:

A

START DATE: March 2007

EST TIME TO COMPLETE:

Four Months

## OPERATING BUDGET EFFECT:

 NONE

 N/A

 SEE DETAIL

## SHEET A 2010-2011/2014-2015 CAPITAL IMPROVEMENTS PROGRAM

<b>PROJECT TITLE:</b> Sidewalk/Intersection Improvements @ L S Rugg	<b>PROJECT CATEGORY:</b> Streets
<b>PROJECT NUMBER:</b> 260901	<b>COUNCIL DISTRICT #</b> 1
<b>DIVISION:</b> Planning & Economic Development	<b>DEPARTMENT:</b> Engineering

## PROJECT BUDGET

## REVENUE BREAKDOWN

REVENUE SOURCES					STATE FUNDS	TOTAL
PRIOR BDGTS					254,500	254,500
PRIOR EXP						
BUDGET C/O					254,500	254,500
2010-2011						
2011-2012						
2012-2013						
2013-2014						
2014-2015						
Future Funding						
<b>TOTAL COST</b>					254,500	254,500

## EXPENDITURE BREAKDOWN

EXPENDITURE BREAKDOWN	ENGINEERING	TESTING	LAND ACQUISITION	CONSTRUCTION	OTHER	TOTAL
PRIOR BDGTS				254,500		254,500
2010-2011						
2011-2012						
2012-2013						
2013-2014						
2014-2015						
Future Funding						
<b>TOTAL COST</b>				254,500		254,500

## PROJECT SPECIFICATIONS

<b>PROJECT DESCRIPTION:</b>			
<b>PROJECT JUSTIFICATION:</b>			
<b>PROJECT PRIORITY:</b>	A	<b>EST TIME TO COMPLETE:</b>	Four Months
<b>START DATE:</b>	March 2007	<b>OPERATING BUDGET EFFECT:</b>	
	<input checked="" type="checkbox"/> NONE	<input type="checkbox"/> N/A	<input type="checkbox"/> SEE DETAIL

**SHEET A 2010-2011/2014-2015 CAPITAL IMPROVEMENTS PROGRAM**

<b>PROJECT TITLE:</b> Extension of Versailles Blvd. - Phase 3	<b>PROJECT CATEGORY:</b> Streets
<b>PROJECT NUMBER:</b> 261001	<b>COUNCIL DISTRICT #</b> 5
<b>DIVISION:</b> Planning & Economic Development	<b>DEPARTMENT:</b> Engineering

**PROJECT BUDGET**

**REVENUE BREAKDOWN**

REVENUE SOURCES				PROPERTY TAX - 2008	LIMITED TAX BONDS 2008	TOTAL
PRIOR BDGTS					1,535,000	1,535,000
PRIOR EXP					65,311	65,311
BUDGET C/O					1,469,689	1,469,689
2010-2011				1,000,000		1,000,000
2011-2012						
2012-2013						
2013-2014						
2014-2015						
Future Funding						
<b>TOTAL COST</b>				1,000,000	1,535,000	2,535,000

**EXPENDITURE BREAKDOWN**

EXPENDITURE BREAKDOWN	ENGINEERING	TESTING	LAND ACQUISITION	CONSTRUCTION	OTHER	TOTAL
PRIOR BDGTS	35,000			1,500,000		1,535,000
2010-2011				1,000,000		1,000,000
2011-2012						
2012-2013						
2013-2014						
2014-2015						
Future Funding						
<b>TOTAL COST</b>	35,000			2,500,000		2,535,000

**PROJECT SPECIFICATIONS**

**PROJECT DESCRIPTION:**

Tie in of Extension of Versailles into LA Highway 28.

**PROJECT JUSTIFICATION:**

Final phase of Versailles Extension including traffic signals installation and upgrades at South Cloverleaf Drive and Windemere Boulevard. This final segment of overall project will connect Jackson Street Extension to LA Highway 28.

**PROJECT PRIORITY:** A

**START DATE:** February 2010

**EST TIME TO COMPLETE:** 1 Year

**OPERATING BUDGET EFFECT:**

NONE

N/A

SEE DETAIL

## SHEET A 2010-2011/2014-2015 CAPITAL IMPROVEMENTS PROGRAM

<b>PROJECT TITLE:</b> Traffic Signal Renovations	<b>PROJECT CATEGORY:</b> Streets
<b>PROJECT NUMBER:</b> 261002	<b>COUNCIL DISTRICT #</b> 5
<b>DIVISION:</b> Planning & Economic Development	<b>DEPARTMENT:</b> Engineering

### PROJECT BUDGET

#### REVENUE BREAKDOWN

REVENUE SOURCES					SALES TAX	TOTAL
PRIOR BDGTS					226,700	226,700
PRIOR EXP					4,080	4,080
BUDGET C/0					222,620	222,620
2010-2011						
2011-2012						
2012-2013						
2013-2014						
2014-2015						
Future Funding						
<b>TOTAL COST</b>					<b>226,700</b>	<b>226,700</b>

#### EXPENDITURE BREAKDOWN

EXPENDITURE BREAKDOWN	ENGINEERING	TESTING	LAND ACQUISITION	CONSTRUCTION	OTHER	TOTAL
PRIOR BDGTS					226,700	226,700
2010-2011						
2011-2012						
2012-2013						
2013-2014						
2014-2015						
Future Funding						
<b>TOTAL COST</b>					<b>226,700</b>	<b>226,700</b>

### PROJECT SPECIFICATIONS

**PROJECT DESCRIPTION:**

Renovate traffic signals with controllers, LEDs, cameras, and other related traffic control devices.

**PROJECT JUSTIFICATION:**

Many of existing signal controllers are in need of updating. The LED retrofit will save on maintenance labor as well as energy use. The cameras replace troublesome ground loops as traffic detectors.

**PROJECT PRIORITY:** A

**START DATE:** February 2010

**EST TIME TO COMPLETE:** 1 Year

**OPERATING BUDGET EFFECT:**
 NONE

 N/A

 SEE DETAIL

**SHEET A 2010-2011/2014-2015 CAPITAL IMPROVEMENTS PROGRAM**

<b>PROJECT TITLE:</b> Citywide Directional Signage	<b>PROJECT CATEGORY:</b> Streets
<b>PROJECT NUMBER:</b> 261003	<b>COUNCIL DISTRICT #</b> 5
<b>DIVISION:</b> Planning & Economic Development	<b>DEPARTMENT:</b> Engineering

**PROJECT BUDGET****REVENUE BREAKDOWN**

REVENUE SOURCES					LTD TAX BONDS 2008	TOTAL
PRIOR BDGTS					400,000	400,000
PRIOR EXP					3,025	3,025
BUDGET C/0					396,975	396,975
2010-2011						
2011-2012						
2012-2013						
2013-2014						
2014-2015						
Future Funding						
<b>TOTAL COST</b>					400,000	400,000

**EXPENDITURE BREAKDOWN**

EXPENDITURE BREAKDOWN	ENGINEERING	TESTING	LAND ACQUISITION	CONSTRUCTION	OTHER	TOTAL
PRIOR BDGTS					400,000	400,000
2010-2011						
2011-2012						
2012-2013						
2013-2014						
2014-2015						
Future Funding						
<b>TOTAL COST</b>					400,000	400,000

**PROJECT SPECIFICATIONS****PROJECT DESCRIPTION:**

Design and construction of a public wayfinding, district identity, gateway and interpretive signage system for the City.

**PROJECT JUSTIFICATION:**

This will enable visitors and local citizens to more readily navigate in the City.

**PROJECT PRIORITY:**

A

**START DATE:** N/A**EST TIME TO COMPLETE:****OPERATING BUDGET EFFECT:**
 NONE

 N/A

 SEE DETAIL

**SHEET A 2010-2011/2014-2015 CAPITAL IMPROVEMENTS PROGRAM**

<b>PROJECT TITLE:</b> Masonic Drive Corridor Improvements	<b>PROJECT CATEGORY:</b> Streets
<b>PROJECT NUMBER:</b> 261004	<b>COUNCIL DISTRICT #</b> 5
<b>DIVISION:</b> Planning & Economic Development	<b>DEPARTMENT:</b> Engineering

**PROJECT BUDGET****REVENUE BREAKDOWN**

REVENUE SOURCES					SALES TAX BONDS 2008	TOTAL
PRIOR BDGTS					2,000,000	2,000,000
PRIOR EXP					90,549	90,549
BUDGET C/0					1,909,451	1,909,451
2010-2011						
2011-2012						
2012-2013						
2013-2014						
2014-2015						
Future Funding						
<b>TOTAL COST</b>					2,000,000	2,000,000

**EXPENDITURE BREAKDOWN**

EXPENDITURE BREAKDOWN	ENGINEERING	TESTING	LAND ACQUISITION	CONSTRUCTION	OTHER	TOTAL
PRIOR BDGTS					2,000,000	2,000,000
2010-2011						
2011-2012						
2012-2013						
2013-2014						
2014-2015						
Future Funding						
<b>TOTAL COST</b>					2,000,000	2,000,000

**PROJECT SPECIFICATIONS****PROJECT DESCRIPTION:**

Develop a new streetscape along Masonic Drive that will attract and encourage businesses to redevelop the area and begin to establish a new identity for the corridor. Access to and improvement of City assets along the corridor such as the Alexandria Zoological Park, Bringham Golf Course, and other facilities in Alexandria City Park fronting both sides of Masonic Drive will be incorporated into the design. The streets and sidewalks will be designed to accommodate biking and pedestrians along with cars in a safe manner.

**PROJECT JUSTIFICATION:**

This will enhance public infrastructure to stimulate private sector development, establishing a new identity for the corridor.

**PROJECT PRIORITY:**

A

**START DATE:** February 2010**EST TIME TO COMPLETE:**

1 Year

**OPERATING BUDGET EFFECT:** NONE N/A SEE DETAIL

**SHEET A 2010-2011/2014-2015 CAPITAL IMPROVEMENTS PROGRAM**

<b>PROJECT TITLE:</b> North MacArthur Traffic Softening	<b>PROJECT CATEGORY:</b> Streets
<b>PROJECT NUMBER:</b> 261005	<b>COUNCIL DISTRICT #</b>
<b>DIVISION:</b> Planning & Economic Development	<b>DEPARTMENT:</b> Engineering

**PROJECT BUDGET****REVENUE BREAKDOWN**

REVENUE SOURCES					SALES TAX BONDS 2008	TOTAL
PRIOR BDGTS					5,000,000	5,000,000
PRIOR EXP						
BUDGET C/0					5,000,000	5,000,000
2010-2011						
2011-2012						
2012-2013						
2013-2014						
2014-2015						
Future Funding						
<b>TOTAL COST</b>					5,000,000	5,000,000

**EXPENDITURE BREAKDOWN**

EXPENDITURE BREAKDOWN	ENGINEERING	TESTING	LAND ACQUISITION	CONSTRUCTION	OTHER	TOTAL
PRIOR BDGTS				5,000,000		5,000,000
2010-2011						
2011-2012						
2012-2013						
2013-2014						
2014-2015						
Future Funding						
<b>TOTAL COST</b>				5,000,000		5,000,000

**PROJECT SPECIFICATIONS****PROJECT DESCRIPTION:**

Develop a new streetscape along North MacArthur Drive that will attract and encourage businesses to redevelop the area and begin to establish a new identity for the corridor. Landscaping will be augmented, along with opportunities for walking and biking.

**PROJECT JUSTIFICATION:**

This will enhance public infrastructure to stimulate private sector development, establishing a new identity for the corridor.

**PROJECT PRIORITY:** A

**START DATE:** February 2010

**EST TIME TO COMPLETE:** 1 Year

**OPERATING BUDGET EFFECT:**

NONE

N/A

SEE DETAIL

**SHEET A 2010-2011/2014-2015 CAPITAL IMPROVEMENTS PROGRAM**

<b>PROJECT TITLE:</b> Bolton Avenue Traffic Softening	<b>PROJECT CATEGORY:</b> Streets
<b>PROJECT NUMBER:</b> 261006	<b>COUNCIL DISTRICT #</b>
<b>DIVISION:</b> Planning & Economic Development	<b>DEPARTMENT:</b> Engineering

**PROJECT BUDGET****REVENUE BREAKDOWN**

REVENUE SOURCES					LTD TAX BONDS 2008	TOTAL
PRIOR BDGTS					2,500,000	2,500,000
PRIOR EXP						
BUDGET C/0					2,500,000	2,500,000
2010-2011						
2011-2012						
2012-2013						
2013-2014						
2014-2015						
Future Funding						
<b>TOTAL COST</b>					2,500,000	2,500,000

**EXPENDITURE BREAKDOWN**

EXPENDITURE BREAKDOWN	ENGINEERING	TESTING	LAND ACQUISITION	CONSTRUCTION	OTHER	TOTAL
PRIOR BDGTS				2,500,000		2,500,000
2010-2011						
2011-2012						
2012-2013						
2013-2014						
2014-2015						
Future Funding						
<b>TOTAL COST</b>				2,500,000		2,500,000

**PROJECT SPECIFICATIONS****PROJECT DESCRIPTION:**

Develop a new streetscape along Bolton Avenue that will attract and encourage businesses to redevelop the area and begin to establish a new identity for the corridor. Elements of the area's historic background will be reincorporated into the design. Parks and open green space will be incorporated along with pedestrian access.

**PROJECT JUSTIFICATION:**

This will enhance public infrastructure to stimulate private sector development, establishing a new identity for the corridor.

**PROJECT PRIORITY:** A

**START DATE:** N/A

**EST TIME TO COMPLETE:**

**OPERATING BUDGET EFFECT:**

NONE

N/A

SEE DETAIL

**SHEET A 2010-2011/2014-2015 CAPITAL IMPROVEMENTS PROGRAM**

<b>PROJECT TITLE:</b> Green Oak/ 3rd to 7th Street	<b>PROJECT CATEGORY:</b> Streets
<b>PROJECT NUMBER:</b> 261101	<b>COUNCIL DISTRICT #</b> 3
<b>DIVISION:</b> Planning & Economic Development	<b>DEPARTMENT:</b> Engineering

**PROJECT BUDGET**

**REVENUE BREAKDOWN**

REVENUE SOURCES					SALES TAX	TOTAL
PRIOR BDGTS						
PRIOR EXP						
BUDGET C/0						
2010-2011						150,000
2011-2012						1,240,000
2012-2013						
2013-2014						
2014-2015						
Future Funding						
<b>TOTAL COST</b>						<b>1,390,000</b>

**EXPENDITURE BREAKDOWN**

EXPENDITURE BREAKDOWN	ENGINEERING	TESTING	LAND ACQUISITION	CONSTRUCTION	OTHER	TOTAL
PRIOR BDGTS						
2010-2011	150,000					150,000
2011-2012	40,000			1,200,000		1,240,000
2012-2013						
2013-2014						
2014-2015						
Future Funding						
<b>TOTAL COST</b>	<b>190,000</b>			<b>1,200,000</b>		<b>1,390,000</b>

**PROJECT SPECIFICATIONS**

**PROJECT DESCRIPTION:**

Reconstruction of Green Oak Avenue with Portland Cement Concrete Pavement and subsurface drainage improvements.

**PROJECT JUSTIFICATION:**

Existing roadway consists of asphaltic concrete roadway with open ditches. Existing roadway surface and base is deteriorating due to lack of shoulder support from open ditches. Existing surface drainage passes to 4th, 5th, 6th, and 7th Streets to be collected a block away from Green Oak and results in considerable street flooding during periods of moderate rainfall. This project will reconstruct the roadway to match existing adjacent streets with like surface and provide increased drainage to eliminate roadway flooding.

**PROJECT PRIORITY:** A

**START DATE:** February 2010

**EST TIME TO COMPLETE:** 1 Year

**OPERATING BUDGET EFFECT:**

NONE

N/A

SEE DETAIL

## F. PUBLIC SAFETY - POLICE



TABLE OF CONTENTS

<i><u>PUBLIC SAFETY - POLICE</u></i>			<u>PAGE</u>
500801	Public Safety Generator	.....	4
500802	Motorola Mobile Radio Replacement	.....	5

2010-2011

**COMBINED CAPITAL PROJECTS  
SOURCES OF FUNDING SUMMARY**

**PUBLIC SAFETY - POLICE**

PROJECT IDENTIFICATION	SALES TAXES	SALES TX BONDS 08	LTD TX BOND 08	AD VAL TAX- 08	FEDERAL FUNDS	STATE FUNDS	UTILITY FUND	OTHER	TOTALS
Total Police	0	0	0	0	0	0	0	0	0

**2010-2011  
GENERAL CAPITAL PROJECTS  
FIVE YEAR CAPITAL PLAN**

**POLICE**

PROJ #	PROJECT IDENTIFICATION	BUDGET C/O	FISCAL YEAR					TOTAL 5 YEAR	BEYOND 2015	TOTAL COST
			10-11	11-12	12-13	13-14	14-15			
500801	Public Safety Generator	57,962						0		57,962
500802	Motorola Mobile Radio Replacemet	37,200						0		37,200
<b>Total Police</b>		95,162	0	0	0	0	0	0	0	95,162

- \* Project Number to be Assigned
- @ New or Revised Projects
- Projects to be closed

**SHEET A 2010-2011/2014-2015 CAPITAL IMPROVEMENTS PROGRAM**

<b>PROJECT TITLE:</b> Public Safety Generator	<b>PROJECT CATEGORY:</b> Public Safety
<b>PROJECT NUMBER:</b> 500801	<b>COUNCIL DISTRICT #</b> N/A
<b>DIVISION:</b> Police	<b>DEPARTMENT:</b> Police

**PROJECT BUDGET**
**REVENUE BREAKDOWN**

REVENUE SOURCES					SALES TAX	TOTAL
PRIOR BDGTS					250,000	250,000
PRIOR EXP					192,038	192,038
BUDGET C/0					57,962	57,962
2010-2011						
2011-2012						
2012-2013						
2013-2014						
2014-2015						
BEYOND 2015						
<b>TOTAL COST</b>					250,000	250,000

**EXPENDITURE BREAKDOWN**

EXPENDITURE BREAKDOWN	ENGINEERING	TESTING	LAND ACQUISITION	CONSTRUCTION	OTHER	TOTAL
PRIOR BDGTS					250,000	250,000
2010-2011						
2011-2012						
2012-2013						
2013-2014						
2014-2015						
BEYOND 2015						
<b>TOTAL COST</b>					250,000	250,000

**PROJECT SPECIFICATIONS**
**PROJECT DESCRIPTION:**

Replace existing 125 KW Generator with a 500 KW Generator at the Public Safety Complex.

**PROJECT JUSTIFICATION:**

The increased power from a 500 KW Generator would power up the entire Public Safety Complex during a crisis enabling it to function properly. The existing 125 KW Generator can only power communications.

**PROJECT PRIORITY:**

**START DATE:** 2007  
**OPERATING BUDGET EFFECT:**

NONE

**EST TIME TO COMPLETE:**

N/A

1 Year

SEE DETAIL

## SHEET A 2010-2011/2014-2015 CAPITAL IMPROVEMENTS PROGRAM

<b>PROJECT TITLE:</b> Motorola Mobile Radio Replacement	<b>PROJECT CATEGORY:</b> Public Safety
<b>PROJECT NUMBER:</b> 500802	<b>COUNCIL DISTRICT #</b> N/A
<b>DIVISION:</b> Police	<b>DEPARTMENT:</b> Police

## PROJECT BUDGET

## REVENUE BREAKDOWN

REVENUE SOURCES					SALES TAX	TOTAL
PRIOR BDGTS					37,200	37,200
PRIOR EXP						
BUDGET C/0					37,200	37,200
2010-2011						
2011-2012						
2012-2013						
2013-2014						
2014-2015						
BEYOND 2015						
<b>TOTAL COST</b>					37,200	37,200

## EXPENDITURE BREAKDOWN

EXPENDITURE BREAKDOWN	ENGINEERING	TESTING	LAND ACQUISITION	CONSTRUCTION	OTHER	TOTAL
PRIOR BDGTS					37,200	37,200
2010-2011						
2011-2012						
2012-2013						
2013-2014						
2014-2015						
BEYOND 2015						
<b>TOTAL COST</b>					37,200	37,200

## PROJECT SPECIFICATIONS

<b>PROJECT DESCRIPTION:</b> Replace 8 radios in the detective units.			
<b>PROJECT JUSTIFICATION:</b> Existing Convertacom radios lack range and are not in production any more.			
<b>PROJECT PRIORITY:</b>	<b>START DATE:</b> 2007	<b>EST TIME TO COMPLETE:</b>	1 Year
<b>OPERATING BUDGET EFFECT:</b>	<input type="checkbox"/> NONE	<input type="checkbox"/> N/A	<input type="checkbox"/> SEE DETAIL

2010-2011/2014-2015 CAPITAL IMPROVEMENTS BUDGET

**\*\*\*This Page Left Blank\*\*\***

## G. PUBLIC SAFETY - FIRE



TABLE OF CONTENTS

	<u>PUBLIC SAFETY - FIRE</u>	<u>PAGE</u>
600503	Fire Station Relocation .....	4

2010-2011

**COMBINED CAPITAL PROJECTS  
SOURCES OF FUNDING SUMMARY**

**PUBLIC SAFETY - FIRE**

PROJECT IDENTIFICATION	SALES TAXES	SALES TX BONDS 08	LTD TX BOND 08	AD VAL TAX- 08	FEDERAL FUNDS	STATE FUNDS	UTILITY FUND	OTHER	TOTALS
Fire Station Relocation		2,000,000							2,000,000
<b>Total Fire</b>	0	2,000,000	0	0	0	0	0	0	2,000,000

2010-2011

GENERAL CAPITAL PROJECTS  
FIVE YEAR CAPITAL PLAN

FIRE

PROJ #	PROJECT IDENTIFICATION	BUDGET C/O	FISCAL YEAR					TOTAL 5 YEAR	BEYOND 2015	TOTAL COST
			10-11	11-12	12-13	13-14	14-15			
600503	Fire Station Relocation	208,938	2,000,000					2,000,000	8,000,000	10,208,938
<b>Total Fire</b>		208,938	2,000,000	0	0	0	0	2,000,000	8,000,000	10,208,938

- Project Number to be Assigned
- @ New or Revised Projects
- Projects to be closed

## SHEET A 2010-2011/2014-2015 CAPITAL IMPROVEMENTS PROGRAM

<b>PROJECT TITLE:</b> Fire Station Relocation	<b>PROJECT CATEGORY:</b> Public Safety
<b>PROJECT NUMBER:</b> 600503	<b>COUNCIL DISTRICT #</b> N/A
<b>DIVISION:</b> Fire	<b>DEPARTMENT:</b> Fire

## PROJECT BUDGET

## REVENUE BREAKDOWN

REVENUE SOURCES				SALES TAX BONDS 2008	SALES TAX BONDS 2004	TOTAL
PRIOR BDGTS				1,084,074	1,215,926	2,300,000
PRIOR EXP				875,136	1,215,926	2,091,062
BUDGET C/0				208,938	0	208,938
2010-2011				2,000,000		2,000,000
2011-2012						
2012-2013						
2013-2014						
2014-2015						
BEYOND 2015					8,000,000	8,000,000
<b>TOTAL COST</b>				<b>3,084,074</b>	<b>9,215,926</b>	<b>12,300,000</b>

## EXPENDITURE BREAKDOWN

EXPENDITURE BREAKDOWN	ENGINEERING	TESTING	LAND ACQUISITION	CONSTRUCTION	OTHER	TOTAL
PRIOR BDGTS	200,000			2,100,000		2,300,000
2010-2011				2,000,000		2,000,000
2011-2012						
2012-2013						
2013-2014						
2014-2015						
BEYOND 2015				8,000,000		8,000,000
<b>TOTAL COST</b>	<b>200,000</b>			<b>12,100,000</b>		<b>12,300,000</b>

## PROJECT SPECIFICATIONS

## PROJECT DESCRIPTION:

Study the location of existing fire stations and replace those deemed in poor locations where indicated.

## PROJECT JUSTIFICATION:

Very little relocation has been done since the 1950's. Current locations may not maximize the use of the trucks and crews.

PROJECT PRIORITY: A

START DATE: 2006

EST TIME TO COMPLETE: 3 Years

OPERATING BUDGET EFFECT:

NONE

X  N/A

SEE DETAIL

## H. PARKS & RECREATION



TABLE OF CONTENTS

<i><u>PARKS AND RECREATION</u></i>			<u>PAGE</u>
439001	Park Acquisitions & Improvements	.....	4
430203	Bayou Rapides Park & Walking Trail	.....	5
440602	Golf Course Improvements	.....	6
440901	Recreation Park Improvements	.....	7
441001	Deerfield Walking Trail	.....	8

2010-2011

**COMBINED CAPITAL PROJECTS  
SOURCES OF FUNDING SUMMARY**

**PARKS AND RECREATION**

PROJECT IDENTIFICATION	SALES TAXES	SALES TX BONDS 08	LTD TX BOND 08	AD VAL TAX- 08	FEDERAL FUNDS	STATE FUNDS	UTILITY FUND	OTHER	TOTALS
Park Acquisitions/ Improv	145,000								145,000
Recreation Park Improvements				2,250,000					2,250,000
<b>Total Parks and Recreation</b>	145,000	0	0	2,250,000	0	0	0	0	2,395,000

**2010-2011**  
**GENERAL CAPITAL PROJECTS**  
**FIVE YEAR CAPITAL PLAN**

**PARKS AND RECREATION**

PROJ #	PROJECT IDENTIFICATION	BUDGET C/O	FISCAL YEAR					TOTAL 5 YEAR	BEYOND 2015	TOTAL COST
			10-11	11-12	12-13	13-14	14-15			
439001	Park Acquisitions & Imprvmnt	239,440	145,000	75,000	75,000	75,000	75,000	445,000		684,440
430203	Bayou Rapides Park/Trail @	126,700						0		126,700
440602	Golf Course Improvments	78,652						0		78,652
440901	Recreational Park Improvements @	516,985	2,250,000					2,250,000		2,766,985
441001	Deerfield Walking Trail @	500,000						0		500,000
<b>Total Park/Recreation</b>		<b>1,461,777</b>	<b>2,395,000</b>	<b>75,000</b>	<b>75,000</b>	<b>75,000</b>	<b>75,000</b>	<b>2,695,000</b>	<b>0</b>	<b>4,156,777</b>

\* Project Number to be Assigned

@ New or Revised Projects

Projects to be closed

**SHEET A 2010-2011/2014-2015 CAPITAL IMPROVEMENTS PROGRAM**

<b>PROJECT TITLE:</b> Park Acquisitions & Improvements	<b>PROJECT CATEGORY:</b> Parks
<b>PROJECT NUMBER:</b> 439001	<b>COUNCIL DISTRICT #</b> N/A
<b>DIVISION:</b> Public Works	<b>DEPARTMENT:</b> Parks & Recreation

**PROJECT BUDGET****REVENUE BREAKDOWN**

REVENUE SOURCES			OTHER	STATE FUNDS	SALES TAX	TOTAL
PRIOR BDGTS			4,700	53,625	1,219,758	1,278,083
PRIOR EXP			4,700	53,625	980,318	1,038,643
BUDGET C/0			0	0	239,440	239,440
2010-2011					145,000	145,000
2011-2012					75,000	75,000
2012-2013					75,000	75,000
2013-2014					75,000	75,000
2014-2015					75,000	75,000
BEYOND 2015						
<b>TOTAL COST</b>			4,700	53,625	1,664,758	1,723,083

**EXPENDITURE BREAKDOWN**

EXPENDITURE BREAKDOWN	ENGINEERING	TESTING	LAND ACQUISITION	CONSTRUCTION	OTHER	TOTAL
PRIOR BDGTS			852,982	4,700	420,401	1,278,083
2010-2011				145,000		145,000
2011-2012			75,000			75,000
2012-2013			75,000			75,000
2013-2014			75,000			75,000
2014-2015			75,000			75,000
BEYOND 2015						
<b>TOTAL COST</b>			1,152,982	149,700	420,401	1,723,083

**PROJECT SPECIFICATIONS****PROJECT DESCRIPTION:**

To acquire land for park and green space for the City of Alexandria. This is a multi-year project that is seeking to secure a large acreage tract.

To improve and develop parks and green space within the City of Alexandria. This is a multi-year project that is seeking to enhance the aesthetic quality and recreational function of existing and future City owned parks and green space.

To improve existing park structures, including new roofs, renovations, and additional park equipment.

**PROJECT JUSTIFICATION:**

Park and green space in Alexandria is being overwhelmed by usage. There is not adequate space to accommodate citizen usage. Additional land is necessary.

The City has begun an aggressive land acquisition program to accommodate the increased citizen usage of parks and green space. Additional funds are necessary to develop tracks as they are acquired by the City.

**PROJECT PRIORITY:** B

**START DATE:** Ongoing

**EST TIME TO COMPLETE:** As Needed

**OPERATING BUDGET EFFECT:**

NONE

N/A

SEE DETAIL

## SHEET A 2010-2011/2014-2015 CAPITAL IMPROVEMENTS PROGRAM

<b>PROJECT TITLE:</b> Bayou Rapides Park & Walking Trail	<b>PROJECT CATEGORY:</b> Parks
<b>PROJECT NUMBER:</b> 430203	<b>COUNCIL DISTRICT #</b> N/A
<b>DIVISION:</b> Public Works	<b>DEPARTMENT:</b> Parks & Recreation

## PROJECT BUDGET

## REVENUE BREAKDOWN

REVENUE SOURCES	FEDERAL FUNDS	SALES TAX BONDS 2004	SALES TAX	TOTAL
PRIOR BDGTS	373,000	64,193	573,307	1,010,500
PRIOR EXP	373,000	64,193	446,607	883,800
BUDGET C/0	0	0	126,700	126,700
2010-2011				
2011-2012				
2012-2013				
2013-2014				
2014-2015				
BEYOND 2015				
<b>TOTAL COST</b>	<b>373,000</b>	<b>64,193</b>	<b>573,307</b>	<b>1,010,500</b>

## EXPENDITURE BREAKDOWN

EXPENDITURE BREAKDOWN	ENGINEERING	TESTING	LAND ACQUISITION	CONSTRUCTION	OTHER	TOTAL
PRIOR BDGTS				1,010,500		1,010,500
2010-2011						
2011-2012						
2012-2013						
2013-2014						
2014-2015						
BEYOND 2015						
<b>TOTAL COST</b>				<b>1,010,500</b>		<b>1,010,500</b>

## PROJECT SPECIFICATIONS

## PROJECT DESCRIPTION:

Bayou Rapides Park & Walking Trail will be a multi-use pedestrian/bicycle trail system that will connect to the I-49 Urban Greenway trail and extend to MacArthur Drive along Bayou Rapides.

## PROJECT JUSTIFICATION:

The Trail will connect several neighborhoods and provide recreational opportunities such as walking, cycling, fishing, and the like.

PROJECT PRIORITY: A

START DATE: 2004

EST TIME TO COMPLETE: 2 Years

OPERATING BUDGET EFFECT:

NONE

N/A

SEE DETAIL

**SHEET A 2010-2011/2014-2015 CAPITAL IMPROVEMENTS PROGRAM**

<b>PROJECT TITLE:</b> Golf Course Improvements	<b>PROJECT CATEGORY:</b> Parks
<b>PROJECT NUMBER:</b> 440602	<b>COUNCIL DISTRICT #</b> N/A
<b>DIVISION:</b> Public Works	<b>DEPARTMENT:</b> Parks & Recreation

**PROJECT BUDGET**

**REVENUE BREAKDOWN**

REVENUE SOURCES					SALES TAX	TOTAL
PRIOR BDGTS					310,000	310,000
PRIOR EXP					231,348	231,348
BUDGET C/0					78,652	78,652
2010-2011						
2011-2012						
2012-2013						
2013-2014						
2014-2015						
BEYOND 2015						
<b>TOTAL COST</b>					310,000	310,000

**EXPENDITURE BREAKDOWN**

EXPENDITURE BREAKDOWN	ENGINEERING	TESTING	LAND ACQUISITION	CONSTRUCTION	OTHER	TOTAL
PRIOR BDGTS				310,000		310,000
2010-2011						
2011-2012						
2012-2013						
2013-2014						
2014-2015						
BEYOND 2015						
<b>TOTAL COST</b>				310,000		310,000

**PROJECT SPECIFICATIONS**

**PROJECT DESCRIPTION:**  
Improvements to the existing Links on the Bayou Golf Course.

**PROJECT JUSTIFICATION:**

**PROJECT PRIORITY:** A

**START DATE:** 2006      **EST TIME TO COMPLETE:** 2 Years

**OPERATING BUDGET EFFECT:**  
 NONE       N/A       SEE DETAIL

**SHEET A 2010-2011/2014-2015 CAPITAL IMPROVEMENTS PROGRAM**

<b>PROJECT TITLE:</b> Recreational Park Improvements	<b>PROJECT CATEGORY:</b> Parks
<b>PROJECT NUMBER:</b> 440901	<b>COUNCIL DISTRICT #</b> N/A
<b>DIVISION:</b> Public Works	<b>DEPARTMENT:</b> Parks & Recreation

**PROJECT BUDGET****REVENUE BREAKDOWN**

REVENUE SOURCES	AD VAL TAX 2008	SALES TAX	TOTAL
PRIOR BDGTS	1,635,038		1,635,038
PRIOR EXP	1,118,053		1,118,053
BUDGET C/0	516,985		516,985
2010-2011	2,250,000		2,250,000
2011-2012			
2012-2013			
2013-2014			
2014-2015			
BEYOND 2015			
<b>TOTAL COST</b>	<b>3,885,038</b>		<b>3,885,038</b>

**EXPENDITURE BREAKDOWN**

EXPENDITURE BREAKDOWN	ENGINEERING	TESTING	LAND ACQUISITION	CONSTRUCTION	OTHER	TOTAL
PRIOR BDGTS					1,635,038	1,635,038
2010-2011					2,250,000	2,250,000
2011-2012						
2012-2013						
2013-2014						
2014-2015						
BEYOND 2015						
<b>TOTAL COST</b>					<b>3,885,038</b>	<b>3,885,038</b>

**PROJECT SPECIFICATIONS****PROJECT DESCRIPTION:**

Improvement and expansion of several recreational facilities within the City, including Harmon Park Playground, City Park Playground, Cheatham Park Playground, Frank O Hunter Park. Development of a new park in Acadian Village and redevelopment of the abandoned Martin Park. Some planned improvements include restrooms, tables, benches, lighting, parking, and landscaping.

**PROJECT JUSTIFICATION:**

Comprehensive improvements of the recreational opportunities within the City.

**PROJECT PRIORITY:**

A

**START DATE:** N/A**EST TIME TO COMPLETE:****OPERATING BUDGET EFFECT:**
 NONE

 N/A

 SEE DETAIL

**SHEET A 2010-2011/2014-2015 CAPITAL IMPROVEMENTS PROGRAM**

<b>PROJECT TITLE:</b> Deerfield Walking Trail	<b>PROJECT CATEGORY:</b> Parks
<b>PROJECT NUMBER:</b> 441001	<b>COUNCIL DISTRICT #</b> N/A
<b>DIVISION:</b> Public Works	<b>DEPARTMENT:</b> Parks & Recreation

**PROJECT BUDGET**

**REVENUE BREAKDOWN**

REVENUE SOURCES					LTD TAX BONDS 2008	TOTAL
PRIOR BDGTS					500,000	500,000
PRIOR EXP						
BUDGET C/O					500,000	500,000
2010-2011						
2011-2012						
2012-2013						
2013-2014						
2014-2015						
BEYOND 2015						
<b>TOTAL COST</b>					500,000	500,000

**EXPENDITURE BREAKDOWN**

EXPENDITURE BREAKDOWN	ENGINEERING	TESTING	LAND ACQUISITION	CONSTRUCTION	OTHER	TOTAL
PRIOR BDGTS				500,000		500,000
2010-2011						
2011-2012						
2012-2013						
2013-2014						
2014-2015						
BEYOND 2015						
<b>TOTAL COST</b>				500,000		500,000

**PROJECT SPECIFICATIONS**

**PROJECT DESCRIPTION:**

Acquisition, design, and construction of a park in Deerfield Subdivision.

**PROJECT JUSTIFICATION:**

Park will include walking trail, small playground, parking, benches, and lighting to add recreational opportunities to this area of the City.

**PROJECT PRIORITY:**

A

**START DATE:** N/A

**EST TIME TO COMPLETE:**

**OPERATING BUDGET EFFECT:**

NONE

N/A

SEE DETAIL

# I. ZOOLOGICAL PARK



TABLE OF CONTENTS

	<u>ZOOLOGICAL PARK</u>	<u>PAGE</u>
430902	Renovation of South America Section .....	4
431005	Zoo Festival Plaza .....	5

2010-2011

**COMBINED CAPITAL PROJECTS  
SOURCES OF FUNDING SUMMARY**

**ZOOLOGICAL PARK**

PROJECT IDENTIFICATION	SALES TAXES	SALES TX BONDS 08	LTD TX BOND 08	AD VAL TAX- 08	FEDERAL FUNDS	STATE FUNDS	UTILITY FUND	OTHER	TOTALS
Total Zoo	0	0	0	0	0	0	0	0	0
Total General Capital	2,933,638	6,160,000	200,000	3,250,000	0	0	100,000	0	12,643,638

**2010-2011  
GENERAL CAPITAL PROJECTS  
FIVE YEAR CAPITAL PLAN**

**ZOOLOGICAL PARK**

PROJ #	PROJECT IDENTIFICATION	BUDGET C/O	FISCAL YEAR					TOTAL 5 YEAR	BEYOND 2015	TOTAL COST
			10-11	11-12	12-13	13-14	14-15			
430902	Renovation of South America Sectio	2,833,730						0		2,833,730
431005	Zoo Festival Plaza	395,000						0		395,000
<b>Total Zoological Park</b>		3,228,730	0	0	0	0	0	0	0	3,228,730
<b>TOTAL GENERAL CAPITAL PROJECT</b>		48,838,898	12,643,638	11,097,000	7,565,000	5,410,000	1,400,000	36,270,638	23,755,000	108,864,536

- \* Project Number to be Assigned
- @ New or Revised Projects
- Projects to be closed

**SHEET A 2010-2011/2014-2015 CAPITAL IMPROVEMENTS PROGRAM**

<b>PROJECT TITLE:</b> Renovation of South America Section	<b>PROJECT CATEGORY:</b> Zoological Park
<b>PROJECT NUMBER:</b> 430902	<b>COUNCIL DISTRICT #</b> 4
<b>DIVISION:</b> Public Works	<b>DEPARTMENT:</b> Zoo

**PROJECT BUDGET**

**REVENUE BREAKDOWN**

REVENUE SOURCES				SALES TAX BONDS 2008	SALES TAX	TOTAL
PRIOR BDGTS				1,714,000	1,119,730	2,833,730
PRIOR EXP						
BUDGET C/0				1,714,000	1,119,730	2,833,730
2010-2011						
2011-2012						
2012-2013						
2013-2014						
2014-2015						
BEYOND 2015						
<b>TOTAL COST</b>				1,714,000	1,119,730	2,833,730

**EXPENDITURE BREAKDOWN**

EXPENDITURE BREAKDOWN	ENGINEERING	TESTING	LAND ACQUISITION	CONSTRUCTION	OTHER	TOTAL
PRIOR BDGTS	233,730			2,600,000		2,833,730
2010-2011						
2011-2012						
2012-2013						
2013-2014						
2014-2015						
BEYOND 2015						
<b>TOTAL COST</b>	233,730			2,600,000		2,833,730

**PROJECT SPECIFICATIONS**

**PROJECT DESCRIPTION:**

Increase the size of the jaguar, spectacled bear, ocelot, and primate enclosures.

**PROJECT JUSTIFICATION:**

Allows for realistic environments and more accommodating housing for the animals and a more exciting visitor experience.

**PROJECT PRIORITY:**

**START DATE:** N/A      **EST TIME TO COMPLETE:** 10 months

**OPERATING BUDGET EFFECT:**

NONE       N/A       SEE DETAIL

**SHEET A 2010-2011/2014-2015 CAPITAL IMPROVEMENTS PROGRAM**

<b>PROJECT TITLE:</b> Zoo Festival Plaza	<b>PROJECT CATEGORY:</b> Zoological Park
<b>PROJECT NUMBER:</b> 431005	<b>COUNCIL DISTRICT #</b> 4
<b>DIVISION:</b> Public Works	<b>DEPARTMENT:</b> Zoo

**PROJECT BUDGET****REVENUE BREAKDOWN**

REVENUE SOURCES					SALES TAX	TOTAL
PRIOR BDGTS					395,000	395,000
PRIOR EXP						
BUDGET C/0					395,000	395,000
2010-2011						
2011-2012						
2012-2013						
2013-2014						
2014-2015						
BEYOND 2015						
<b>TOTAL COST</b>					395,000	395,000

**EXPENDITURE BREAKDOWN**

EXPENDITURE BREAKDOWN	ENGINEERING	TESTING	LAND ACQUISITION	CONSTRUCTION	OTHER	TOTAL
PRIOR BDGTS					395,000	395,000
2010-2011						
2011-2012						
2012-2013						
2013-2014						
2014-2015						
BEYOND 2015						
<b>TOTAL COST</b>					395,000	395,000

**PROJECT SPECIFICATIONS****PROJECT DESCRIPTION:**

An area roughly 100' X 100' with bronze animal sculptures, a water area that contains a large granite globe suspended in water. Other features include shooting fountains of water for children to play in and an area surrounded by benches. The fountain will hold no less than 2" of water and will be constructed of safe, non-slip materials.

**PROJECT JUSTIFICATION:**

This will provide additional recreational opportunities in the community; a place to cool off in the summer. Will include an attractive entrance display. It is low maintenance.

**PROJECT PRIORITY:**

**START DATE:** N/A **EST TIME TO COMPLETE:** 6 Months

**OPERATING BUDGET EFFECT:**

NONE

N/A

SEE DETAIL

2010-2011/2014-2015 CAPITAL IMPROVEMENTS BUDGET

**\*\*\*This Page Left Blank\*\*\***





TABLE OF CONTENTS

	<u>COMMUNITY DEVELOPMENT</u>		<u>PAGE</u>
000851	City Park Playground Equipment	.....	4

2010-2011

**COMBINED CAPITAL PROJECTS  
SOURCES OF FUNDING SUMMARY**

**COMMUNITY DEVELOPMENT**

PROJECT IDENTIFICATION	SALES TAXES	SALES TX BONDS 08	LTD TX BOND 08	AD VAL TAX- 08	FEDERAL FUNDS	STATE FUNDS	UTILITY FUND	OTHER	TOTALS
	0	0	0	0	0	0	0	0	0
<b>Total CDBG Capital</b>	0	0	0	0	0	0	0	0	0

2010-2011

**COMMUNITY DEVELOPMENT BLOCK GRANT  
FIVE YEAR CAPITAL PLAN**

**COMMUNITY DEVELOPMENT BLOCK GRANT**

PROJ #	PROJECT IDENTIFICATION	BUDGET C/O	FISCAL YEAR					TOTAL 5 YEAR	BEYOND 2015	TOTAL COST
			10-11	11-12	12-13	13-14	14-15			
000851	City Park Playground Equip	0						0		0
<b>TOTAL CDBG</b>			0	0	0	0	0	0	0	0

- \* Project Number to be Assigned
- @ New or Revised Projects
- Projects to be closed

**SHEET A 2010-2011/2014-2015 CAPITAL IMPROVEMENTS PROGRAM**

<b>PROJECT TITLE:</b> City Park Playground Improvements	<b>PROJECT CATEGORY:</b> Streets and Drainage
<b>PROJECT NUMBER:</b> 000851	<b>COUNCIL DISTRICT #</b> 3
<b>DIVISION:</b> Planning	<b>DEPARTMENT:</b> Community Development

**PROJECT BUDGET**

**REVENUE BREAKDOWN**

REVENUE SOURCES					CDBG	TOTAL
PRIOR BDGTS					200,000	200,000
PRIOR EXP					200,000	200,000
BUDGET C/0					0	0
2009-2010						
2010-2011						
2011-2012						
2012-2013						
2014-2015						
BEYOND 2014						
<b>TOTAL COST</b>					200,000	200,000

**EXPENDITURE BREAKDOWN**

EXPENDITURE BREAKDOWN	ENGINEERING	TESTING	LAND ACQUISITION	CONSTRUCTION	OTHER	TOTAL
PRIOR BDGTS				200,000		200,000
2010-2011						
2011-2012						
2012-2013						
2013-2014						
2014-2015						
BEYOND 2015						
<b>TOTAL COST</b>				200,000		200,000

**PROJECT SPECIFICATIONS**

**PROJECT DESCRIPTION:**

Installation of restroom facilities and spray pads at City Park Playground.

**PROJECT JUSTIFICATION:**

No restroom facilities are currently located at City Park Playground. Spray pads will provide additional recreational opportunities.

**PROJECT PRIORITY:** A

**START DATE:** 2008

**EST TIME TO COMPLETE:** 6 months

**OPERATING BUDGET EFFECT:**

NONE

N/A

SEE DETAIL

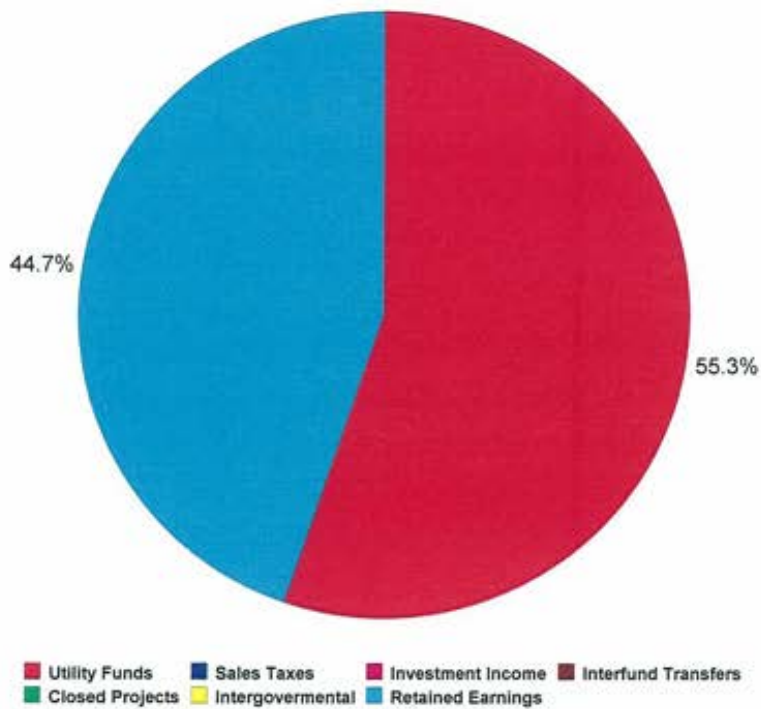
## K. ENTERPRISE CAPITAL PROJECTS



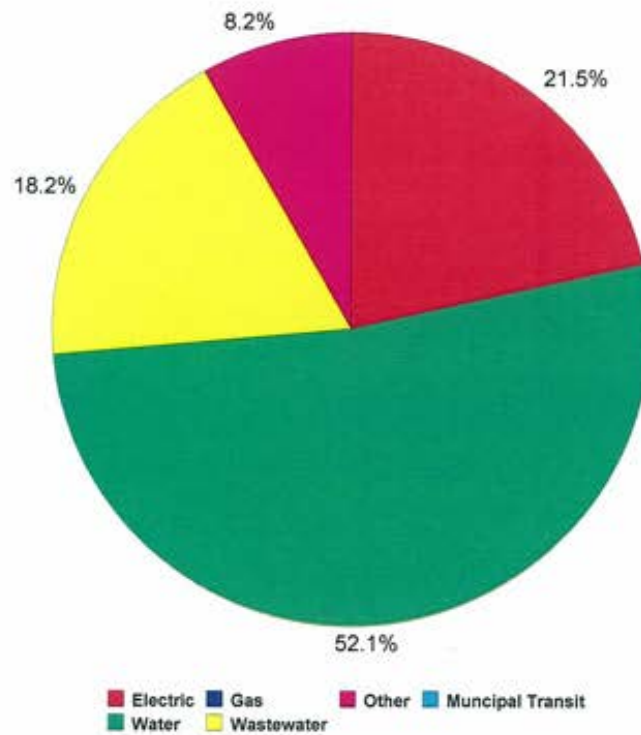
ENTERPRISE CAPITAL PROJECTS

2010/2011 REVENUES AND EXPENSES

Revenues



Expenses



2010-2011

**COMBINED ENTERPRISE CAPITAL PROJECTS  
SOURCES OF FUNDING SUMMARY**

PROJECT IDENTIFICATION	SALES TAXES	SALES TX BONDS 08	LTD TX BOND 08	AD VAL TAX- 08	FEDERAL FUNDS	STATE FUNDS	UTILITY FUND	OTHER	TOTALS
<b>SUMMARY</b>									
<b>SOURCES OF FUNDING</b>									
Current Year Transfers	0						5,701,240		5,701,240
(Less Debt Service)									0
Interest Income							0		0
Transfers From Prior Projects									0
Interfund Transfer Utility Fund									0
Interfund Transfer General Fund									0
Intergovernmental					(125,000)				(125,000)
Private Contributions									0
Debt Proceeds							0		0
Other								0	0
Fund Balance	0	0	0	0	0	4,512,000	0		4,512,000
<b>TOTAL</b>	<b>0</b>	<b>0</b>	<b>0</b>	<b>0</b>	<b>(125,000)</b>	<b>4,512,000</b>	<b>5,701,240</b>	<b>0</b>	<b>10,088,240</b>
<b>EXPENDITURES</b>									
Enterprise CIP - Utility Fund	0	0	0	0	(125,000)	4,512,000	5,320,140	0	9,707,140
Enterprise CIP - Transit System	0	0	0	0	0	0	0	0	0
Enterprise CIP - Sanitation Fund	0	0	0	0	0	0	0	0	0
<b>TOTAL</b>	<b>0</b>	<b>0</b>	<b>0</b>	<b>0</b>	<b>(125,000)</b>	<b>4,512,000</b>	<b>5,320,140</b>	<b>0</b>	<b>9,707,140</b>
<b>UNAPPRPTD BALANCE</b>	<b>0</b>	<b>0</b>	<b>0</b>	<b>0</b>	<b>0</b>	<b>0</b>	<b>381,100</b>	<b>0</b>	<b>381,100</b>

CITY OF ALEXANDRIA

L. ELECTRIC



## TABLE OF CONTENTS

	<u><i>ELECTRIC</i></u>	<u>PAGE</u>
729202	Circuit Reconductoring .....	4
729505	Capacitor Bank Voltage Controllers .....	5
729905	Additional 138KV Tie from Twin Bridges Stati .....	6
720003	Replace Distribution Breakers at Power Plant .....	7
720202	Upgrade SCADA System .....	8
720601	138 KV Pole Change Out .....	9
720701	Warehouse/Office Improvements .....	10
720702	Substation Oil Containment .....	11
720703	Paint 138 KV Switchgear .....	12
720704	Upgrade DG Hunter Substation .....	13
720705	New Substation .....	14
720801	Electric Utility Relocation .....	15
720802	Substation Storage Building .....	16
720803	Arterial Street Lighting Addition .....	17
720804	Substation Maintenance .....	18
720805	Distibution Feeder Maintenance .....	19
720806	#4 Cooling Tower .....	20
720807	Vacuum Pump .....	21
720901	Upgrade Transformers at Prescott .....	22
720903	138 KV Pilot Wire Replacement .....	23
720904	Cooling Tower Repairs .....	24
720905	Sterkx Rd Substation Transformer Replacemen .....	25
721001	Paint Step Up Transformer for Unit #3 & #4 .....	26
721002	Prescott Substation Flood Protection .....	27
721003	Buhlow Bridge Relocation-Electric .....	28
721101	Power Generation Additions .....	29
*	4e Feed Water Heater .....	30
*	Turbine Inspection Units 3 & 4 .....	31
*	Bearing Inspection Units 3 & 4 .....	32

2010-2011

**COMBINED CAPITAL PROJECTS  
SOURCES OF FUNDING SUMMARY**

**ELECTRIC**

PROJECT IDENTIFICATION	SALES TAXES	SALES TX BONDS 08	LTD TX BOND 08	AD VAL TAX- 08	FEDERAL FUNDS	STATE FUNDS	UTILITY FUND	OTHER	TOTALS
Circuit Reconductoring							300,000		300,000
Capacitor Bank Voltage Cntrlrs							20,000		20,000
Replace Distibution Breakers							50,000		50,000
Upgrade SCADA System							55,000		55,000
138 KV Pole Change Out							125,000		125,000
Substation Maintenance							115,000		115,000
Distribution Feeder Maintenance							200,000		200,000
138 KV Pilot Wire Replacement							440,000		440,000
Cooling Tower Repairs					(125,000)		(2,060)		(127,060)
Prescott Substation Flood Protection							73,000		73,000
Buhlow Bridge Relocation-Electric							35,000		35,000
Power Generation Additions							800,000		800,000
<b>Total Electric</b>	0	0	0	0	(125,000)	0	2,210,940	0	2,085,940

CITY OF ALEXANDRIA

**2010-2011**  
**ENTERPRISE CAPITAL PROJECTS**  
**FIVE YEAR CAPITAL PLAN**

**ELECTRIC**

PROJ #	PROJECT IDENTIFICATION	BUDGET C/O	FISCAL YEAR					TOTAL 5 YEAR	BEYOND 2015	TOTAL COST
			10-11	11-12	12-13	13-14	14-15			
729202	Circuit Reconductoring	210,442	300,000	400,000	250,000	250,000	250,000	1,450,000		1,660,442
729505	Capacitor Bank Voltage Cntrlrs	66	20,000	20,000				40,000		40,066
729905	Add TieLine-Twin Bridges	329,269						0	8,610,000	8,939,269
720003	Replace Distribution Breakers	52,384	50,000	50,000				100,000		152,384
720202	Upgrade SCADA System	44,287	55,000	55,000				55,000		99,287
720601	138 KV Pole Change Out	93,006	125,000	350,000	250,000			725,000		818,006
720701	Warehouse/Office Improvements	75,718						0		75,718
720702	Substation Oil Containment	450,000						0		450,000
720703	Paint 138 KV Switchgear	10,607						0		10,607
720704	Upgrade DG Hunter Substation	2,729						0	9,500,000	9,502,729
720705	New Substation	19,978						0	10,550,000	10,569,978
720801	Electric Utility Relocation	18,995		200,000	200,000	200,000	200,000	800,000		818,995
720802	Substation Storage Bldg	43,355						0		43,355
720803	Arterial Street Lighting Addition @	73,685						0		73,685
720804	Substation Maintenance @	80,505	115,000	115,000	115,000	115,000	115,000	575,000		655,505
720805	Distribution Feeder Maintenance @	1,398	200,000	300,000	200,000	200,000	200,000	1,100,000		1,101,398
720806	#4 Cooling Tower	688,139						0	120,000	808,139
720807	Vacuum Pump	50,000						0		50,000
720901	Upgrade Transformers at Prescott@	62,084						0	1,800,000	1,862,084
720903	138 KV Pilot Wire Replacement @	175,164	440,000					440,000	200,000	815,164
720904	Cooling Tower Repairs @	127,060	(127,060)					(127,060)		0
720905	Sterkx Rd Transformer Rep @	330,642						0	3,596,000	3,926,642
721001	Paint Transformer for #3 & #4	75,000						0		75,000
721002	Prescott Substation Flood Protector	86,000	73,000					73,000		159,000
721003	Buhlow Bridge Relocation-Electric	24,227	35,000					35,000		59,227
721101	Power Generation Additions	0	800,000	800,000				1,600,000		1,600,000
*	4e Feed Water Heater	0		220,000				220,000		220,000
*	Turbine Inspection Units 3 & 4	0		300,000				300,000		300,000
*	Bearing Inspection Units 3 & 4	0		160,000				160,000		160,000
<b>Total Electric</b>		<b>3,124,740</b>	<b>2,085,940</b>	<b>2,970,000</b>	<b>1,015,000</b>	<b>765,000</b>	<b>765,000</b>	<b>7,545,940</b>	<b>34,376,000</b>	<b>45,046,680</b>

\* Project Number to be Assigned

@ New or Revised Projects

Projects to be closed

## SHEET A 2010-2011/2014-2015 CAPITAL IMPROVEMENTS PROGRAM

<b>PROJECT TITLE:</b> Circuit Reconductoring/ Distribution Voltage	<b>PROJECT CATEGORY:</b> Electric
<b>PROJECT NUMBER:</b> 729202	<b>COUNCIL DISTRICT #</b> N/A
<b>DIVISION:</b> Utilities	<b>DEPARTMENT:</b> Electric Distribution

## PROJECT BUDGET

## REVENUE BREAKDOWN

REVENUE SOURCES				UTILITY FUND	REVENUE BONDS-'89	TOTAL
PRIOR BDGTS				3,541,605	404,409	3,946,014
PRIOR EXP				3,331,163	404,409	3,735,572
BUDGET C/0				210,442	0	210,442
2010-2011				300,000		300,000
2011-2012				400,000		400,000
2012-2013				250,000		250,000
2013-2014				250,000		250,000
2014-2015				250,000		250,000
BEYOND 2015						
<b>TOTAL COST</b>				<b>4,991,605</b>	<b>404,409</b>	<b>5,396,014</b>

## EXPENDITURE BREAKDOWN

EXPENDITURE BREAKDOWN	ENGINEERING	TESTING	LAND ACQUISITION	CONSTRUCTION	OTHER	TOTAL
PRIOR BDGTS	72,000			2,574,014	1,300,000	3,946,014
2010-2011					300,000	300,000
2011-2012					400,000	400,000
2012-2013					250,000	250,000
2013-2014					250,000	250,000
2014-2015					250,000	250,000
BEYOND 2015						
<b>TOTAL COST</b>	<b>72,000</b>			<b>2,574,014</b>	<b>2,750,000</b>	<b>5,396,014</b>

## PROJECT SPECIFICATIONS

## PROJECT DESCRIPTION:

Replace undersized, old conductors on existing 12.5 KV circuits that have become too small to carry the load required and to replace existing 2.5 KV line with 7.2 KV Distribution.

2006-2007 Budget includes preparation for Recycling Services.

## PROJECT JUSTIFICATION:

Continued expansion of the system, along with load growth has made many old circuits inadequate. Voltage regulation, burned connections and customer complaints require upgrades on a continuing schedule as workload and funds allow.

PROJECT PRIORITY: B

START DATE: Ongoing

EST TIME TO COMPLETE:

As needed

OPERATING BUDGET EFFECT:

NONE

N/A

SEE DETAIL

**SHEET A 2010-2011/2014-2015 CAPITAL IMPROVEMENTS PROGRAM**

<b>PROJECT TITLE:</b> Capacitor Bank Voltage Controllers	<b>PROJECT CATEGORY:</b> Electric
<b>PROJECT NUMBER:</b> 729505	<b>COUNCIL DISTRICT #</b> N/A
<b>DIVISION:</b> Utilities	<b>DEPARTMENT:</b> Electric Distribution

**PROJECT BUDGET****REVENUE BREAKDOWN**

REVENUE SOURCES					UTILITY FUND	TOTAL
PRIOR BDGTS					15,000	15,000
PRIOR EXP					14,934	14,934
BUDGET C/0					66	66
2010-2011					20,000	20,000
2011-2012					20,000	20,000
2012-2013						
2013-2014						
2014-2015						
BEYOND 2015						
<b>TOTAL COST</b>					<b>55,000</b>	<b>55,000</b>

**EXPENDITURE BREAKDOWN**

EXPENDITURE BREAKDOWN	ENGINEERING	TESTING	LAND ACQUISITION	CONSTRUCTION	OTHER	TOTAL
PRIOR BDGTS					15,000	15,000
2010-2011					20,000	20,000
2011-2012					20,000	20,000
2012-2013						
2013-2014						
2014-2015						
BEYOND 2015						
<b>TOTAL COST</b>					<b>55,000</b>	<b>55,000</b>

**PROJECT SPECIFICATIONS****PROJECT DESCRIPTION:**

Purchase 10 Voltage Control System for existing capacitor bank installations.

**PROJECT JUSTIFICATION:**

Enable automatic control of capacitor banks in order to maintain proper system voltage. Currently open and close them manually after watching the seasonal loads rise and fall.

**PROJECT PRIORITY:** A

**START DATE:** EST TIME TO COMPLETE: 10 Months

**OPERATING BUDGET EFFECT:**

NONE

N/A

SEE DETAIL

**SHEET A 2010-2011/2014-2015 CAPITAL IMPROVEMENTS PROGRAM**

<b>PROJECT TITLE:</b> Additional 138KV Tie from Twin Bridges Substation	<b>PROJECT CATEGORY:</b> Electric
<b>PROJECT NUMBER:</b> 729905	<b>COUNCIL DISTRICT #</b> N/A
<b>DIVISION:</b> Utilities	<b>DEPARTMENT:</b> Electric Distribution

**PROJECT BUDGET****REVENUE BREAKDOWN**

REVENUE SOURCES					UTILITY FUND	TOTAL
PRIOR BDGTS					1,516,747	1,516,747
PRIOR EXP					1,187,478	1,187,478
BUDGET C/0					329,269	329,269
2010-2011						
2011-2012						
2012-2013						
2013-2014						
2014-2015						
BEYOND 2015					8,610,000	8,610,000
<b>TOTAL COST</b>					<b>10,126,747</b>	<b>10,126,747</b>

**EXPENDITURE BREAKDOWN**

EXPENDITURE BREAKDOWN	ENGINEERING	TESTING	LAND ACQUISITION	CONSTRUCTION	OTHER	TOTAL
PRIOR BDGTS					1,516,747	1,516,747
2010-2011						
2011-2012						
2012-2013						
2013-2014						
2014-2015						
BEYOND 2015	660,000	100,000	50,000	7,800,000		8,610,000
<b>TOTAL COST</b>	<b>660,000</b>	<b>100,000</b>	<b>50,000</b>	<b>7,800,000</b>	<b>1,516,747</b>	<b>10,126,747</b>

**PROJECT SPECIFICATIONS****PROJECT DESCRIPTION:**

Build parallel 138 KV tie from Twin Bridges Substation to Prescott Road Substation, with two 12.5 KV underbuild lines for developments adjacent to the route proposed. Also includes a fiber optic shield wire from Prescott Substation to Bayou Rapides Substation to insure adequate control of breakers, relaying, and control of system. Radio communications sometimes get impeded by other entities with frequencies too close to the SCADA frequencies.

**PROJECT JUSTIFICATION:**

To allow proper circuit switching, improve system reliability, and permit greater flexibility for CLECO to wheel through our transmission system. The current configuration does not allow adequate redundancy in the event of a failure of the line or equipment tied to it. The added underbuild provide greater switching capabilities in the event of a failure of one or more substations.

PROJECT PRIORITY: A

START DATE:

EST TIME TO COMPLETE:

3 Years

OPERATING BUDGET EFFECT:

 NONE N/A SEE DETAIL

**SHEET A 2010-2011/2014-2015 CAPITAL IMPROVEMENTS PROGRAM**

<b>PROJECT TITLE:</b> Replace Distribution Breakers at Power Plant	<b>PROJECT CATEGORY:</b> Electric
<b>PROJECT NUMBER:</b> 720003	<b>COUNCIL DISTRICT #</b> N/A
<b>DIVISION:</b> Utilities	<b>DEPARTMENT:</b> Electric Distribution

**PROJECT BUDGET****REVENUE BREAKDOWN**

REVENUE SOURCES					UTILITY FUND	TOTAL
PRIOR BDGTS					67,500	67,500
PRIOR EXP					15,116	15,116
BUDGET C/0					52,384	52,384
2010-2011					50,000	50,000
2011-2012					50,000	50,000
2012-2013						
2013-2014						
2014-2015						
BEYOND 2015						
<b>TOTAL COST</b>					167,500	167,500

**EXPENDITURE BREAKDOWN**

EXPENDITURE BREAKDOWN	ENGINEERING	TESTING	LAND ACQUISITION	CONSTRUCTION	OTHER	TOTAL
PRIOR BDGTS					67,500	67,500
2010-2011					50,000	50,000
2011-2012					50,000	50,000
2012-2013						
2013-2014						
2014-2015						
BEYOND 2015						
<b>TOTAL COST</b>					167,500	167,500

**PROJECT SPECIFICATIONS****PROJECT DESCRIPTION:**

Replace outdated & obsolete 12.5 KV breakers in Switchgear at Power Plant. Existing will be changed out at a rate of 3 per year by departmental personnel.

**PROJECT JUSTIFICATION:**

Existing breakers were installed in the mid 1960's and do not have reclosing capabilities.

**PROJECT PRIORITY:** A**START DATE:** 2004**EST TIME TO COMPLETE:** 4 Years**OPERATING BUDGET EFFECT:** NONE N/A SEE DETAIL

## SHEET A 2010-2011/2014-2015 CAPITAL IMPROVEMENTS PROGRAM

<b>PROJECT TITLE:</b> Upgrade SCADA System	<b>PROJECT CATEGORY:</b> Electric
<b>PROJECT NUMBER:</b> 720202	<b>COUNCIL DISTRICT #</b> N/A
<b>DIVISION:</b> Utilities	<b>DEPARTMENT:</b> Electric Distribution

**PROJECT BUDGET****REVENUE BREAKDOWN**

REVENUE SOURCES					UTILITY FUND	TOTAL
PRIOR BDGTS					510,000	510,000
PRIOR EXP					465,713	465,713
BUDGET C/0					44,287	44,287
2010-2011					55,000	55,000
2011-2012					55,000	55,000
2012-2013						
2013-2014						
2014-2015						
BEYOND 2015						
<b>TOTAL COST</b>					<b>620,000</b>	<b>620,000</b>

**EXPENDITURE BREAKDOWN**

EXPENDITURE BREAKDOWN	ENGINEERING	TESTING	LAND ACQUISITION	CONSTRUCTION	OTHER	TOTAL
PRIOR BDGTS					510,000	510,000
2010-2011					55,000	55,000
2011-2012					55,000	55,000
2012-2013						
2013-2014						
2014-2015						
BEYOND 2015						
<b>TOTAL COST</b>					<b>620,000</b>	<b>620,000</b>

**PROJECT SPECIFICATIONS****PROJECT DESCRIPTION:**

Install new SCADA control at Electric Distribution Office.

**PROJECT JUSTIFICATION:**

Current SCADA System (Landis & Gyr 6700) was installed in 1988 and is now obsolete. New systems are PC driven, with accessory programs to monitor, track, & forecast load flow, trends, connectivity for outage reporting and many new features that are functioning at other utilities nationwide, but cannot be installed on our present system.

**PROJECT PRIORITY:**

A

**START DATE:**

2003

**EST TIME TO COMPLETE:**

1 Year

**OPERATING BUDGET EFFECT:**
 NONE

 N/A

 SEE DETAIL

**SHEET A 2010-2011/2014-2015 CAPITAL IMPROVEMENTS PROGRAM**

<b>PROJECT TITLE:</b> 138 KV Pole Change Out	<b>PROJECT CATEGORY:</b> Electric
<b>PROJECT NUMBER:</b> 720601	<b>COUNCIL DISTRICT #</b> N/A
<b>DIVISION:</b> Utilities	<b>DEPARTMENT:</b> Electric Distribution

**PROJECT BUDGET**

**REVENUE BREAKDOWN**

REVENUE SOURCES					UTILITY FUND	TOTAL
PRIOR BDGTS					1,285,000	1,285,000
PRIOR EXP					1,191,994	1,191,994
BUDGET C/0					93,006	93,006
2010-2011					125,000	125,000
2011-2012					350,000	350,000
2012-2013					250,000	250,000
2013-2014						
2014-2015						
BEYOND 2015						
<b>TOTAL COST</b>					2,010,000	2,010,000

**EXPENDITURE BREAKDOWN**

EXPENDITURE BREAKDOWN	ENGINEERING	TESTING	LAND ACQUISITION	CONSTRUCTION	OTHER	TOTAL
PRIOR BDGTS				1,070,000	215,000	1,285,000
2010-2011					125,000	125,000
2011-2012					350,000	350,000
2012-2013					250,000	250,000
2013-2014						
2014-2015						
BEYOND 2015						
<b>TOTAL COST</b>				1,070,000	940,000	2,010,000

**PROJECT SPECIFICATIONS**

**PROJECT DESCRIPTION:**

Replace approximately 84 transmission poles in the 138 KV Loop. Original poles were installed in the 1960's and had an anticipated life of 30 years. Most of the engineering has been done "in house".

**PROJECT JUSTIFICATION:**

The 138 KV Loop provides power to all the substations in the system. If 2 sections of the loop are lost simultaneously, many customers would be without power until the 90' and 100' poles could be replaced, which would take too long with existing City crews and equipment.

**PROJECT PRIORITY:** A

**START DATE:** 2005

**EST TIME TO COMPLETE:** 10 months

**OPERATING BUDGET EFFECT:**

NONE

N/A

SEE DETAIL

**SHEET A 2010-2011/2014-2015 CAPITAL IMPROVEMENTS PROGRAM**

<b>PROJECT TITLE:</b> Electric Distribution Warehouse/Office Improvements	<b>PROJECT CATEGORY:</b> Electric
<b>PROJECT NUMBER:</b> 720701	<b>COUNCIL DISTRICT #</b> N/A
<b>DIVISION:</b> Utilities	<b>DEPARTMENT:</b> Electric Distribution

**PROJECT BUDGET****REVENUE BREAKDOWN**

REVENUE SOURCES					UTILITY FUND	TOTAL
PRIOR BDGTS					450,000	450,000
PRIOR EXP					374,282	374,282
BUDGET C/0					75,718	75,718
2010-2011						
2011-2012						
2012-2013						
2013-2014						
2014-2015						
BEYOND 2015						
<b>TOTAL COST</b>					450,000	450,000

**EXPENDITURE BREAKDOWN**

EXPENDITURE BREAKDOWN	ENGINEERING	TESTING	LAND ACQUISITION	CONSTRUCTION	OTHER	TOTAL
PRIOR BDGTS	20,000			430,000		450,000
2010-2011						
2011-2012						
2012-2013						
2013-2014						
2014-2015						
BEYOND 2015						
<b>TOTAL COST</b>	20,000			430,000		450,000

**PROJECT SPECIFICATIONS****PROJECT DESCRIPTION:**

Replace leaking, rusted out roof panels and siding on Electric Distribution Warehouse and Office. Replace with standing seam roof to match Power Plant and City Complex buildings. Also replace leaking windows with solid glass and replace front door with weather proof door.

**PROJECT JUSTIFICATION:**

Existing roof has numerous leaks, due to rust from cooling tower chemicals, wind damage, and age. Interior tiles have water damage.

**PROJECT PRIORITY:**

A

**START DATE:**

2005

**EST TIME TO COMPLETE:**

2 Years

**OPERATING BUDGET EFFECT:** NONE N/A SEE DETAIL

**SHEET A 2010-2011/2014-2015 CAPITAL IMPROVEMENTS PROGRAM**

<b>PROJECT TITLE:</b> Substation Oil Containment	<b>PROJECT CATEGORY:</b> Electric
<b>PROJECT NUMBER:</b> 720702	<b>COUNCIL DISTRICT #</b> N/A
<b>DIVISION:</b> Utilities	<b>DEPARTMENT:</b> Electric Distribution

**PROJECT BUDGET****REVENUE BREAKDOWN**

REVENUE SOURCES					UTILITY FUND	TOTAL
PRIOR BDGTS					450,000	450,000
PRIOR EXP						
BUDGET C/O					450,000	450,000
2010-2011						
2011-2012						
2012-2013						
2013-2014						
2014-2015						
BEYOND 2015						
<b>TOTAL COST</b>					450,000	450,000

**EXPENDITURE BREAKDOWN**

EXPENDITURE BREAKDOWN	ENGINEERING	TESTING	LAND ACQUISITION	CONSTRUCTION	OTHER	TOTAL
PRIOR BDGTS	50,000			400,000		450,000
2010-2011						
2011-2012						
2012-2013						
2013-2014						
2014-2015						
BEYOND 2015						
<b>TOTAL COST</b>	50,000			400,000		450,000

**PROJECT SPECIFICATIONS****PROJECT DESCRIPTION:**

Install oil containment around oil filled equipment (transformers, OCB) in substation to prevent spills from failed equipment.

**PROJECT JUSTIFICATION:**

EPA & DEQ regulations require containment provision around oil filled electrical equipment to prevent contamination of waterways that are subject to run-off from leaks and spills. Affected substations are D.G. Hunter, Willow Glen, Sterkx Road and Prescott Road.

**PROJECT PRIORITY:**

A

**START DATE:****EST TIME TO COMPLETE:**

18 months

**OPERATING BUDGET EFFECT:**
 NONE

 N/A

 SEE DETAIL

**SHEET A 2010-2011/2014-2015 CAPITAL IMPROVEMENTS PROGRAM**

<b>PROJECT TITLE:</b> Paint 138 KV Switchgear	<b>PROJECT CATEGORY:</b> Electric
<b>PROJECT NUMBER:</b> 720703	<b>COUNCIL DISTRICT #</b> N/A
<b>DIVISION:</b> Utilities	<b>DEPARTMENT:</b> Electric Distribution

**PROJECT BUDGET****REVENUE BREAKDOWN**

REVENUE SOURCES					UTILITY FUND	TOTAL
PRIOR BDGTS					200,000	200,000
PRIOR EXP					189,393	189,393
BUDGET C/0					10,607	10,607
2010-2011						
2011-2012						
2012-2013						
2013-2014						
2014-2015						
BEYOND 2015						
<b>TOTAL COST</b>					200,000	200,000

**EXPENDITURE BREAKDOWN**

EXPENDITURE BREAKDOWN	ENGINEERING	TESTING	LAND ACQUISITION	CONSTRUCTION	OTHER	TOTAL
PRIOR BDGTS				200,000		200,000
2010-2011						
2011-2012						
2012-2013						
2013-2014						
2014-2015						
BEYOND 2015						
<b>TOTAL COST</b>				200,000		200,000

**PROJECT SPECIFICATIONS****PROJECT DESCRIPTION:**

Repaint substation transformers and switchgear at Sterkx Road and Willow Glen Substations. Rusted areas will be sand blasted, filled with sealing material, primed and painted with epoxy paint.

**PROJECT JUSTIFICATION:**

Original substation equipment is rusting out to the point where they leak during rain, allowing water to get on the internal high voltage components. Several insulators have arced over from rain getting into the switchgear, causing serious damage to the bus bars and arc chutes.

**PROJECT PRIORITY:** A

**START DATE:**

**EST TIME TO COMPLETE:** 3 Years

**OPERATING BUDGET EFFECT:**

NONE

N/A

SEE DETAIL

**SHEET A 2010-2011/2014-2015 CAPITAL IMPROVEMENTS PROGRAM**

<b>PROJECT TITLE:</b> Upgrade DG Hunter Substation & Switch Yard	<b>PROJECT CATEGORY:</b> Electric
<b>PROJECT NUMBER:</b> 720704	<b>COUNCIL DISTRICT #</b> N/A
<b>DIVISION:</b> Utilities	<b>DEPARTMENT:</b> Electric Distribution

**PROJECT BUDGET****REVENUE BREAKDOWN**

REVENUE SOURCES					UTILITY FUND	TOTAL
PRIOR BDGTS					80,000	80,000
PRIOR EXP					77,271	77,271
BUDGET C/0					2,729	2,729
2010-2011						
2011-2012						
2012-2013						
2013-2014						
2014-2015						
BEYOND 2015					9,500,000	9,500,000
<b>TOTAL COST</b>					<b>9,580,000</b>	<b>9,580,000</b>

**EXPENDITURE BREAKDOWN**

EXPENDITURE BREAKDOWN	ENGINEERING	TESTING	LAND ACQUISITION	CONSTRUCTION	OTHER	TOTAL
PRIOR BDGTS	80,000					80,000
2010-2011						
2011-2012						
2012-2013						
2013-2014						
2014-2015						
BEYOND 2015				9,500,000		9,500,000
<b>TOTAL COST</b>	<b>80,000</b>			<b>9,500,000</b>		<b>9,580,000</b>

**PROJECT SPECIFICATIONS****PROJECT DESCRIPTION:**

Replace OCB's with GCB's. Build Distribution Station on adjacent land within Power Plant yard. Convert existing substation to switch yard for transmission.

**PROJECT JUSTIFICATION:**

Existing substation was built in 1964. The equipment and cables are past useful life. All bulk energy moved through the 138KV system goes through this substation. The stability and reliability of the entire transmission system is compromised as this older equipment fails. Three other capital projects related to the DG Hunter Substation can be combined or eliminated by this project.

**PROJECT PRIORITY:** A

**START DATE:** EST TIME TO COMPLETE: 3 Years

**OPERATING BUDGET EFFECT:**

NONE

N/A

SEE DETAIL

## SHEET A 2010-2011/2014-2015 CAPITAL IMPROVEMENTS PROGRAM

<b>PROJECT TITLE:</b> New Substation	<b>PROJECT CATEGORY:</b> Electric
<b>PROJECT NUMBER:</b> 720705	<b>COUNCIL DISTRICT #</b> N/A
<b>DIVISION:</b> Utilities	<b>DEPARTMENT:</b> Electric Distribution

## PROJECT BUDGET

## REVENUE BREAKDOWN

REVENUE SOURCES					UTILITY FUND	TOTAL
PRIOR BDGTS					80,000	80,000
PRIOR EXP					60,022	60,022
BUDGET C/0					19,978	19,978
2010-2011						
2011-2012						
2012-2013						
2013-2014						
2014-2015						
BEYOND 2015					10,550,000	10,550,000
<b>TOTAL COST</b>					<b>10,630,000</b>	<b>10,630,000</b>

## EXPENDITURE BREAKDOWN

EXPENDITURE BREAKDOWN	ENGINEERING	TESTING	LAND ACQUISITION	CONSTRUCTION	OTHER	TOTAL
PRIOR BDGTS	80,000					80,000
2010-2011						
2011-2012						
2012-2013						
2013-2014						
2014-2015						
BEYOND 2015	1,030,000		250,000	9,270,000		10,550,000
<b>TOTAL COST</b>	<b>1,110,000</b>		<b>250,000</b>	<b>9,270,000</b>		<b>10,630,000</b>

## PROJECT SPECIFICATIONS

## PROJECT DESCRIPTION:

New 138/12470 Substation needed to relieve Prescott Substation and Twin Bridges Substation. New station would have dual 28MVA transformers and 8 potential circuits. Station could start with 1 transformer and be upgraded later as loads demand.

## PROJECT JUSTIFICATION:

Neither Prescott, Twin Bridges, nor Sterkx Road Substations can provide back up power during peak loading and planned maintenance. Neither substation can safely carry the combined load of both during emergencies. Southwest Power Pool 2011 Model justifies an additional substation to prevent possible blackout caused by CLECO 138 KV failure.

PROJECT PRIORITY: A

START DATE:

EST TIME TO COMPLETE:

3 Years

OPERATING BUDGET EFFECT:

 NONE N/A SEE DETAIL

**SHEET A 2010-2011/2014-2015 CAPITAL IMPROVEMENTS PROGRAM**

<b>PROJECT TITLE:</b> Electric Utility Relocations	<b>PROJECT CATEGORY:</b> Electric
<b>PROJECT NUMBER:</b> 720801	<b>COUNCIL DISTRICT #</b> N/A
<b>DIVISION:</b> Utilities	<b>DEPARTMENT:</b> Electric Distribution

**PROJECT BUDGET****REVENUE BREAKDOWN**

REVENUE SOURCES					UTILITY FUND	TOTAL
PRIOR BDGTS					150,000	150,000
PRIOR EXP					131,005	131,005
BUDGET C/0					18,995	18,995
2010-2011						
2011-2012					200,000	200,000
2012-2013					200,000	200,000
2013-2014					200,000	200,000
2014-2015					200,000	200,000
BEYOND 2015						
<b>TOTAL COST</b>					<b>950,000</b>	<b>950,000</b>

**EXPENDITURE BREAKDOWN**

EXPENDITURE BREAKDOWN	ENGINEERING	TESTING	LAND ACQUISITION	CONSTRUCTION	OTHER	TOTAL
PRIOR BDGTS	5,000		10,000	135,000		150,000
2010-2011						
2011-2012	5,000		10,000	185,000		200,000
2012-2013	5,000		10,000	185,000		200,000
2013-2014	5,000		10,000	185,000		200,000
2014-2015	5,000		10,000	185,000		200,000
BEYOND 2015						
<b>TOTAL COST</b>	<b>25,000</b>		<b>50,000</b>	<b>875,000</b>		<b>950,000</b>

**PROJECT SPECIFICATIONS****PROJECT DESCRIPTION:**

Relocation of electrical lines and poles for various capital projects throughout the year.

**PROJECT JUSTIFICATION:**

Presently using Maintenance funds for utility relocations for ditch closures and road improvements. There is no way to anticipate future projects and their relocation costs.

**PROJECT PRIORITY:**

A

**START DATE:****EST TIME TO COMPLETE:**

3 Years

**OPERATING BUDGET EFFECT:** NONE N/A SEE DETAIL

**SHEET A 2010-2011/2014-2015 CAPITAL IMPROVEMENTS PROGRAM**

<b>PROJECT TITLE:</b> Substation Storage Building	<b>PROJECT CATEGORY:</b> Electric
<b>PROJECT NUMBER:</b> 720802	<b>COUNCIL DISTRICT #</b> N/A
<b>DIVISION:</b> Utilities	<b>DEPARTMENT:</b> Electric Distribution

**PROJECT BUDGET**

**REVENUE BREAKDOWN**

REVENUE SOURCES					UTILITY FUND	TOTAL
PRIOR BDGTS					187,000	187,000
PRIOR EXP					143,645	143,645
BUDGET C/0					43,355	43,355
2010-2011						
2011-2012						
2012-2013						
2013-2014						
2014-2015						
BEYOND 2015						
<b>TOTAL COST</b>					187,000	187,000

**EXPENDITURE BREAKDOWN**

EXPENDITURE BREAKDOWN	ENGINEERING	TESTING	LAND ACQUISITION	CONSTRUCTION	OTHER	TOTAL
PRIOR BDGTS	26,000			161,000		187,000
2010-2011						
2011-2012						
2012-2013						
2013-2014						
2014-2015						
BEYOND 2015						
<b>TOTAL COST</b>	26,000			161,000		187,000

**PROJECT SPECIFICATIONS**

<b>PROJECT DESCRIPTION:</b> Erect 25' X 35' X 12' metal storage building inside the Downtown Substation.			
<b>PROJECT JUSTIFICATION:</b> Department has outgrown existing storage and warehouse space. Supplies and equipment need to be kept out of the weather.			
<b>PROJECT PRIORITY:</b>	A	<b>EST TIME TO COMPLETE:</b>	3 Years
<b>START DATE:</b>			
<b>OPERATING BUDGET EFFECT:</b>	<input checked="" type="checkbox"/> NONE	<input type="checkbox"/> N/A	<input type="checkbox"/> SEE DETAIL

**SHEET A 2010-2011/2014-2015 CAPITAL IMPROVEMENTS PROGRAM**

<b>PROJECT TITLE:</b> Arterial Street Lighting Addition	<b>PROJECT CATEGORY:</b> Electric
<b>PROJECT NUMBER:</b> 720803	<b>COUNCIL DISTRICT #</b> N/A
<b>DIVISION:</b> Utilities	<b>DEPARTMENT:</b> Electric Distribution

**PROJECT BUDGET**

**REVENUE BREAKDOWN**

REVENUE SOURCES					UTILITY FUND	TOTAL
PRIOR BDGTS					300,000	300,000
PRIOR EXP					226,315	226,315
BUDGET C/0					73,685	73,685
2010-2011						
2011-2012						
2012-2013						
2013-2014						
2014-2015						
BEYOND 2015						
<b>TOTAL COST</b>					300,000	300,000

**EXPENDITURE BREAKDOWN**

EXPENDITURE BREAKDOWN	ENGINEERING	TESTING	LAND ACQUISITION	CONSTRUCTION	OTHER	TOTAL
PRIOR BDGTS				300,000		300,000
2010-2011						
2011-2012						
2012-2013						
2013-2014						
2014-2015						
BEYOND 2015						
<b>TOTAL COST</b>				300,000		300,000

**PROJECT SPECIFICATIONS**

**PROJECT DESCRIPTION:**

Extend Coliseum Boulevard lighting from the Rapides Parish Coliseum to Vandenburg Drive, similar to I49 lighting and criteria.

**PROJECT JUSTIFICATION:**

Additional growth in area, four laning of Highway 28 West to Leesville and the construction of the new Wal Mart and other new businesses necessitate additional street lighting for public safety.

**PROJECT PRIORITY:** A

**START DATE:**

**EST TIME TO COMPLETE:** 3 Years

**OPERATING BUDGET EFFECT:**

NONE

N/A

SEE DETAIL

**SHEET A 2010-2011/2014-2015 CAPITAL IMPROVEMENTS PROGRAM**

<b>PROJECT TITLE:</b> Substation Maintenance	<b>PROJECT CATEGORY:</b> Electric
<b>PROJECT NUMBER:</b> 720804	<b>COUNCIL DISTRICT #</b> N/A
<b>DIVISION:</b> Utilities	<b>DEPARTMENT:</b> Electric Distribution

**PROJECT BUDGET****REVENUE BREAKDOWN**

REVENUE SOURCES					UTILITY FUND	TOTAL
PRIOR BDGTS					765,000	765,000
PRIOR EXP					684,495	684,495
BUDGET C/0					80,505	80,505
2010-2011					115,000	115,000
2011-2012					115,000	115,000
2012-2013					115,000	115,000
2013-2014					115,000	115,000
2014-2015					115,000	115,000
BEYOND 2015						
<b>TOTAL COST</b>					1,340,000	1,340,000

**EXPENDITURE BREAKDOWN**

EXPENDITURE BREAKDOWN	ENGINEERING	TESTING	LAND ACQUISITION	CONSTRUCTION	OTHER	TOTAL
PRIOR BDGTS					765,000	765,000
2010-2011					115,000	115,000
2011-2012					115,000	115,000
2012-2013					115,000	115,000
2013-2014					115,000	115,000
2014-2015					115,000	115,000
BEYOND 2015						
<b>TOTAL COST</b>					1,340,000	1,340,000

**PROJECT SPECIFICATIONS****PROJECT DESCRIPTION:**

Inspection, testing, and cleaning of all oil filled transformers and Oil Circuit Breakers in the Substations. This would include filtering or replacing the oil as needed and testing all components of the Tap Changers and Oil Circuit Breakers

**PROJECT JUSTIFICATION:**

Most equipment was installed in the 1960's. Maintenance and testing has not been done for lack of funding. This will more greatly ensure reliability.

**PROJECT PRIORITY:** A

**START DATE:**

**EST TIME TO COMPLETE:** 3 Years

**OPERATING BUDGET EFFECT:**

NONE

N/A

SEE DETAIL

## SHEET A 2010-2011/2014-2015 CAPITAL IMPROVEMENTS PROGRAM

<b>PROJECT TITLE:</b> Distribution Feeder Maintenance	<b>PROJECT CATEGORY:</b> Electric
<b>PROJECT NUMBER:</b> 720805	<b>COUNCIL DISTRICT #</b> N/A
<b>DIVISION:</b> Utilities	<b>DEPARTMENT:</b> Electric Distribution

## PROJECT BUDGET

## REVENUE BREAKDOWN

REVENUE SOURCES					UTILITY FUND	TOTAL
PRIOR BDGTS					575,000	575,000
PRIOR EXP					573,602	573,602
BUDGET C/0					1,398	1,398
2010-2011					200,000	200,000
2011-2012					300,000	300,000
2012-2013					200,000	200,000
2013-2014					200,000	200,000
2014-2015					200,000	200,000
BEYOND 2015						
<b>TOTAL COST</b>					1,675,000	1,675,000

## EXPENDITURE BREAKDOWN

EXPENDITURE BREAKDOWN	ENGINEERING	TESTING	LAND ACQUISITION	CONSTRUCTION	OTHER	TOTAL
PRIOR BDGTS					575,000	575,000
2010-2011					200,000	200,000
2011-2012					300,000	300,000
2012-2013					200,000	200,000
2013-2014					200,000	200,000
2014-2015					200,000	200,000
BEYOND 2015						
<b>TOTAL COST</b>					1,675,000	1,675,000

## PROJECT SPECIFICATIONS

## PROJECT DESCRIPTION:

Upgrade and rehab main feeder circuits coming from substations.

## PROJECT JUSTIFICATION:

There are 61 major circuits feeding from substations and spread out to service customers. An organized, continuing maintenance program is needed to ensure system reliability.

PROJECT PRIORITY: A

START DATE:

EST TIME TO COMPLETE: Ongoing

OPERATING BUDGET EFFECT:

 NONE

 N/A

 SEE DETAIL

## SHEET A 2010-2011/2014-2015 CAPITAL IMPROVEMENTS PROGRAM

<b>PROJECT TITLE:</b> #4 Cooling Tower	<b>PROJECT CATEGORY:</b> Electric
<b>PROJECT NUMBER:</b> 720806	<b>COUNCIL DISTRICT #</b> N/A
<b>DIVISION:</b> Utilities	<b>DEPARTMENT:</b> Electric Production

## PROJECT BUDGET

## REVENUE BREAKDOWN

REVENUE SOURCES					UTILITY FUND	TOTAL
PRIOR BDGTS					750,000	750,000
PRIOR EXP					61,861	61,861
BUDGET C/0					688,139	688,139
2010-2011						
2011-2012						
2012-2013						
2013-2014						
2014-2015						
BEYOND 2015					120,000	120,000
<b>TOTAL COST</b>					<b>870,000</b>	<b>870,000</b>

## EXPENDITURE BREAKDOWN

EXPENDITURE BREAKDOWN	ENGINEERING	TESTING	LAND ACQUISITION	CONSTRUCTION	OTHER	TOTAL
PRIOR BDGTS				750,000		750,000
2010-2011						
2011-2012						
2012-2013						
2013-2014						
2014-2015						
BEYOND 2015				120,000		120,000
<b>TOTAL COST</b>				<b>870,000</b>		<b>870,000</b>

## PROJECT SPECIFICATIONS

## PROJECT DESCRIPTION:

#4 Cooling Tower Water Decks and #4 Fan Decks

## PROJECT JUSTIFICATION:

Water decks on tower have deteriorated and are unsafe to walk on.

PROJECT PRIORITY: A

START DATE: 2005

EST TIME TO COMPLETE: 2 Years

OPERATING BUDGET EFFECT:

 NONE N/A SEE DETAIL

## SHEET A 2010-2011/2014-2015 CAPITAL IMPROVEMENTS PROGRAM

<b>PROJECT TITLE:</b> Vacuum Pump	<b>PROJECT CATEGORY:</b> Electric
<b>PROJECT NUMBER:</b> 720807	<b>COUNCIL DISTRICT #</b> N/A
<b>DIVISION:</b> Utilities	<b>DEPARTMENT:</b> Electric Production

## PROJECT BUDGET

## REVENUE BREAKDOWN

REVENUE SOURCES					UTILITY FUND	TOTAL
PRIOR BDGTS					50,000	50,000
PRIOR EXP						
BUDGET C/0					50,000	50,000
2010-2011						
2011-2012						
2012-2013						
2013-2014						
2014-2015						
BEYOND 2015						
<b>TOTAL COST</b>					50,000	50,000

## EXPENDITURE BREAKDOWN

EXPENDITURE BREAKDOWN	ENGINEERING	TESTING	LAND ACQUISITION	CONSTRUCTION	OTHER	TOTAL
PRIOR BDGTS					50,000	50,000
2010-2011						
2011-2012						
2012-2013						
2013-2014						
2014-2015						
BEYOND 2015						
<b>TOTAL COST</b>					50,000	50,000

## PROJECT SPECIFICATIONS

## PROJECT DESCRIPTION:

To purchase and install a vacuum pump for Unit #3 Condenser.

## PROJECT JUSTIFICATION:

The present air ejector has been in service since 1965 and is obsolete. A vacuum pump could make this system more reliable.

PROJECT PRIORITY: A

START DATE: 2004

EST TIME TO COMPLETE: 1 Year

OPERATING BUDGET EFFECT:

NONE

N/A

SEE DETAIL

**SHEET A 2010-2011/2014-2015 CAPITAL IMPROVEMENTS PROGRAM**

<b>PROJECT TITLE:</b> Upgrade Transformers at Prescott Substation	<b>PROJECT CATEGORY:</b> Electric
<b>PROJECT NUMBER:</b> 720901	<b>COUNCIL DISTRICT #</b> N/A
<b>DIVISION:</b> Utilities	<b>DEPARTMENT:</b> Electric Distribution

**PROJECT BUDGET****REVENUE BREAKDOWN**

REVENUE SOURCES					UTILITY FUND	TOTAL
PRIOR BDGTS					179,199	179,199
PRIOR EXP					117,115	117,115
BUDGET C/0					62,084	62,084
2010-2011						
2011-2012						
2012-2013						
2013-2014						
2014-2015						
BEYOND 2015					1,800,000	1,800,000
<b>TOTAL COST</b>					<b>1,979,199</b>	<b>1,979,199</b>

**EXPENDITURE BREAKDOWN**

EXPENDITURE BREAKDOWN	ENGINEERING	TESTING	LAND ACQUISITION	CONSTRUCTION	OTHER	TOTAL
PRIOR BDGTS	179,199					179,199
2010-2011						
2011-2012						
2012-2013						
2013-2014						
2014-2015						
BEYOND 2015	55,000			1,745,000		1,800,000
<b>TOTAL COST</b>	<b>234,199</b>			<b>1,745,000</b>		<b>1,979,199</b>

**PROJECT SPECIFICATIONS****PROJECT DESCRIPTION:**

Install 2 each 28 MVA 138,000/12470 volt transformers at Prescott Substation, replacing existing

**PROJECT JUSTIFICATION:**

Existing transformers were installed in the 1960's, and are too small to carry the current load.

**PROJECT PRIORITY:**

A

**START DATE:****EST TIME TO COMPLETE:**

10 Months

**OPERATING BUDGET EFFECT:**
 NONE

 N/A

 SEE DETAIL

**SHEET A 2010-2011/2014-2015 CAPITAL IMPROVEMENTS PROGRAM**

<b>PROJECT TITLE:</b> 138 KV Pilot Wire Replacement	<b>PROJECT CATEGORY:</b> Electric
<b>PROJECT NUMBER:</b> 720903	<b>COUNCIL DISTRICT #</b> N/A
<b>DIVISION:</b> Utilities	<b>DEPARTMENT:</b> Electric Distribution

**PROJECT BUDGET****REVENUE BREAKDOWN**

REVENUE SOURCES					UTILITY FUND	TOTAL
PRIOR BDGTS					505,000	505,000
PRIOR EXP					329,836	329,836
BUDGET C/0					175,164	175,164
2010-2011					440,000	440,000
2011-2012						
2012-2013						
2013-2014						
2014-2015						
BEYOND 2015						200,000
<b>TOTAL COST</b>					945,000	1,145,000

**EXPENDITURE BREAKDOWN**

EXPENDITURE BREAKDOWN	ENGINEERING	TESTING	LAND ACQUISITION	CONSTRUCTION	OTHER	TOTAL
PRIOR BDGTS	255,000			250,000		505,000
2010-2011	190,000			250,000		440,000
2011-2012						
2012-2013						
2013-2014						
2014-2015						
BEYOND 2015				200,000		200,000
<b>TOTAL COST</b>	445,000			700,000		1,145,000

**PROJECT SPECIFICATIONS****PROJECT DESCRIPTION:**

Replace existing pilot communications system with ADSS Fiber Optic Cable.

**PROJECT JUSTIFICATION:**

Existing pilot wire system does not correctly control the transfer trip scheme between substations. In some instances, cascading 138KV outages have resulted from this poor communication. This problem must be corrected on the the City will face fines from NERC for failing to correct a know misoperation.

Excess capacity will be made available for use by other City departments.

**PROJECT PRIORITY:**

A

**START DATE:****EST TIME TO COMPLETE:**

1 Year

**OPERATING BUDGET EFFECT:** NONE N/A SEE DETAIL

**SHEET A 2010-2011/2014-2015 CAPITAL IMPROVEMENTS PROGRAM**

<b>PROJECT TITLE:</b> Cooling Tower Repairs	<b>PROJECT CATEGORY:</b> Electric
<b>PROJECT NUMBER:</b> 720904	<b>COUNCIL DISTRICT #</b> N/A
<b>DIVISION:</b> Utilities	<b>DEPARTMENT:</b> Electric Production

**PROJECT BUDGET**

**REVENUE BREAKDOWN**

REVENUE SOURCES				FEMA	UTILITY FUND	TOTAL
PRIOR BDGTS				125,000	125,000	250,000
PRIOR EXP					122,940	122,940
BUDGET C/0				125,000	2,060	127,060
2010-2011				(125,000)	(2,060)	(127,060)
2011-2012						
2012-2013						
2013-2014						
2014-2015						
BEYOND 2015						
<b>TOTAL COST</b>					122,940	122,940

**EXPENDITURE BREAKDOWN**

EXPENDITURE BREAKDOWN	ENGINEERING	TESTING	LAND ACQUISITION	CONSTRUCTION	OTHER	TOTAL
PRIOR BDGTS				250,000		250,000
2010-2011				(127,060)		(127,060)
2011-2012						
2012-2013						
2013-2014						
2014-2015						
BEYOND 2015						
<b>TOTAL COST</b>				122,940		122,940

**PROJECT SPECIFICATIONS**

<b>PROJECT DESCRIPTION:</b>			
<b>PROJECT JUSTIFICATION:</b>			
<b>PROJECT PRIORITY:</b>	A	<b>EST TIME TO COMPLETE:</b>	1 Year
<b>START DATE:</b>			
<b>OPERATING BUDGET EFFECT:</b>	<input checked="" type="checkbox"/> NONE	<input type="checkbox"/> N/A	<input type="checkbox"/> SEE DETAIL

**SHEET A 2010-2011/2014-2015 CAPITAL IMPROVEMENTS PROGRAM**

<b>PROJECT TITLE:</b> Sterkx Road Substation Transformer Replacement	<b>PROJECT CATEGORY:</b> Electric
<b>PROJECT NUMBER:</b> 720905	<b>COUNCIL DISTRICT #</b> N/A
<b>DIVISION:</b> Utilities	<b>DEPARTMENT:</b> Electric Distribution

**PROJECT BUDGET****REVENUE BREAKDOWN**

REVENUE SOURCES					UTILITY FUND	TOTAL
PRIOR BDGTS					340,047	340,047
PRIOR EXP					9,405	9,405
BUDGET C/0					330,642	330,642
2010-2011						
2011-2012						
2012-2013						
2013-2014						
2014-2015						
BEYOND 2015					3,596,000	3,596,000
<b>TOTAL COST</b>					<b>3,936,047</b>	<b>3,936,047</b>

**EXPENDITURE BREAKDOWN**

EXPENDITURE BREAKDOWN	ENGINEERING	TESTING	LAND ACQUISITION	CONSTRUCTION	OTHER	TOTAL
PRIOR BDGTS	340,047					340,047
2010-2011						
2011-2012						
2012-2013						
2013-2014						
2014-2015						
BEYOND 2015	96,000				3,500,000	3,596,000
<b>TOTAL COST</b>	<b>436,047</b>				<b>3,500,000</b>	<b>3,936,047</b>

**PROJECT SPECIFICATIONS****PROJECT DESCRIPTION:**

Removal of existing and installation of 20 MVA 12.5 KV transformers.

**PROJECT JUSTIFICATION:**

Existing 12.5 KV transformers are expected to be overloaded in the next 4 years.

**PROJECT PRIORITY:**

A

**START DATE:****EST TIME TO COMPLETE:**

1 Year

**OPERATING BUDGET EFFECT:**
 NONE

 N/A

 SEE DETAIL

## SHEET A 2010-2011/2014-2015 CAPITAL IMPROVEMENTS PROGRAM

<b>PROJECT TITLE:</b> Paint Step Up Transformer for Unit #3 & #4	<b>PROJECT CATEGORY:</b> Electric
<b>PROJECT NUMBER:</b> 721001	<b>COUNCIL DISTRICT #</b> N/A
<b>DIVISION:</b> Utilities	<b>DEPARTMENT:</b> Electric Production

## PROJECT BUDGET

## REVENUE BREAKDOWN

REVENUE SOURCES					UTILITY FUND	TOTAL
PRIOR BDGTS					75,000	75,000
PRIOR EXP						
BUDGET C/0					75,000	75,000
2010-2011						
2011-2012						
2012-2013						
2013-2014						
2014-2015						
BEYOND 2015						
<b>TOTAL COST</b>					75,000	75,000

## EXPENDITURE BREAKDOWN

EXPENDITURE BREAKDOWN	ENGINEERING	TESTING	LAND ACQUISITION	CONSTRUCTION	OTHER	TOTAL
PRIOR BDGTS					75,000	75,000
2010-2011						
2011-2012						
2012-2013						
2013-2014						
2014-2015						
BEYOND 2015						
<b>TOTAL COST</b>					75,000	75,000

## PROJECT SPECIFICATIONS

## PROJECT DESCRIPTION:

Painting of the 138 KV step up transformer in front of the Power Plant and the masonry wall behind it for Units #3 & #4.

## PROJECT JUSTIFICATION:

Existing paint is peeling.

## PROJECT PRIORITY:

A

## START DATE:

EST TIME TO COMPLETE:

6 months

## OPERATING BUDGET EFFECT:

NONE

N/A

SEE DETAIL

**SHEET A 2010-2011/2014-2015 CAPITAL IMPROVEMENTS PROGRAM**

<b>PROJECT TITLE:</b> Prescott Substation Flood Protection	<b>PROJECT CATEGORY:</b> Electric
<b>PROJECT NUMBER:</b> 721002	<b>COUNCIL DISTRICT #</b> N/A
<b>DIVISION:</b> Utilities	<b>DEPARTMENT:</b> Electric Distribution

**PROJECT BUDGET****REVENUE BREAKDOWN**

REVENUE SOURCES					UTILITY FUND	TOTAL
PRIOR BDGTS					86,000	86,000
PRIOR EXP						
BUDGET C/0					86,000	86,000
2010-2011					73,000	73,000
2011-2012						
2012-2013						
2013-2014						
2014-2015						
BEYOND 2015						
<b>TOTAL COST</b>					159,000	159,000

**EXPENDITURE BREAKDOWN**

EXPENDITURE BREAKDOWN	ENGINEERING	TESTING	LAND ACQUISITION	CONSTRUCTION	OTHER	TOTAL
PRIOR BDGTS					86,000	86,000
2010-2011					73,000	73,000
2011-2012						
2012-2013						
2013-2014						
2014-2015						
BEYOND 2015						
<b>TOTAL COST</b>					159,000	159,000

**PROJECT SPECIFICATIONS****PROJECT DESCRIPTION:**

Contract ring levee to protect substation from Horseshoe Drainage Canal backwater flooding.

**PROJECT JUSTIFICATION:**

Prevent recurrence of flood damages to substation equipment.

**PROJECT PRIORITY:**

A

**START DATE:****EST TIME TO COMPLETE:**

6 months

**OPERATING BUDGET EFFECT:**
 NONE

 N/A

 SEE DETAIL

## SHEET A 2010-2011/2014-2015 CAPITAL IMPROVEMENTS PROGRAM

<b>PROJECT TITLE:</b> Buhlow Bridge Relocation - Electrical	<b>PROJECT CATEGORY:</b> Electric
<b>PROJECT NUMBER:</b> 721003	<b>COUNCIL DISTRICT #</b> N/A
<b>DIVISION:</b> Utilities	<b>DEPARTMENT:</b> Electric Distribution

## PROJECT BUDGET

## REVENUE BREAKDOWN

REVENUE SOURCES				STATE DOTD	UTILITY FUND	TOTAL
PRIOR BDGTS				11,290	14,428	25,718
PRIOR EXP					1,491	1,491
BUDGET C/O				11,290	12,937	24,227
2010-2011					35,000	35,000
2011-2012						
2012-2013						
2013-2014						
2014-2015						
BEYOND 2015						
<b>TOTAL COST</b>				11,290	49,428	60,718

## EXPENDITURE BREAKDOWN

EXPENDITURE BREAKDOWN	ENGINEERING	TESTING	LAND ACQUISITION	CONSTRUCTION	OTHER	TOTAL
PRIOR BDGTS					25,718	25,718
2010-2011	5,000			30,000		35,000
2011-2012						
2012-2013						
2013-2014						
2014-2015						
BEYOND 2015						
<b>TOTAL COST</b>	5,000			30,000	25,718	60,718

## PROJECT SPECIFICATIONS

## PROJECT DESCRIPTION:

Relocation of Utility Infrastructure in preparation of the State's Department of Transportation and Development replacement of the O. K. Allen Bridge over Red River between Alexandria and Pineville.

## PROJECT JUSTIFICATION:

The State has deemed the existing bridge as in need of replacement.

## PROJECT PRIORITY:

A

## START DATE:

EST TIME TO COMPLETE:

6 months

## OPERATING BUDGET EFFECT:

 NONE

 N/A

 SEE DETAIL

## SHEET A 2010-2011/2014-2015 CAPITAL IMPROVEMENTS PROGRAM

<b>PROJECT TITLE:</b> Power Generation Additions & Upgrades	<b>PROJECT CATEGORY:</b> Electric
<b>PROJECT NUMBER:</b> 721101	<b>COUNCIL DISTRICT #</b> N/A
<b>DIVISION:</b> Utilities	<b>DEPARTMENT:</b> Electric Production

**PROJECT BUDGET****REVENUE BREAKDOWN**

REVENUE SOURCES					UTILITY FUND	TOTAL
PRIOR BDGTS						
PRIOR EXP						
BUDGET C/0						
2010-2011					800,000	800,000
2011-2012					800,000	800,000
2012-2013						
2013-2014						
2014-2015						
BEYOND 2015						
<b>TOTAL COST</b>					1,600,000	1,600,000

**EXPENDITURE BREAKDOWN**

EXPENDITURE BREAKDOWN	ENGINEERING	TESTING	LAND ACQUISITION	CONSTRUCTION	OTHER	TOTAL
PRIOR BDGTS						
2010-2011	500,000		300,000			800,000
2011-2012	800,000					800,000
2012-2013						
2013-2014						
2014-2015						
BEYOND 2015						
<b>TOTAL COST</b>	1,300,000		300,000			1,600,000

**PROJECT SPECIFICATIONS****PROJECT DESCRIPTION:**

Feasibility study for the repowering of D. G. Hunter Units #1 and #2 and/or the acquisition of additional generating assets at an alternate site.

**PROJECT JUSTIFICATION:**

Accomplish the City's stated goal of a self-sufficient long-term power supply option.

**PROJECT PRIORITY:**

A

**START DATE:****EST TIME TO COMPLETE:**

18 months

**OPERATING BUDGET EFFECT:**
 NONE

 N/A

 SEE DETAIL

## SHEET A 2010-2011/2014-2015 CAPITAL IMPROVEMENTS PROGRAM

<b>PROJECT TITLE:</b> 4E Feed Water Heater	<b>PROJECT CATEGORY:</b> Electric
<b>PROJECT NUMBER:</b> N/A	<b>COUNCIL DISTRICT #</b> N/A
<b>DIVISION:</b> Utilities	<b>DEPARTMENT:</b> Electric Production

## PROJECT BUDGET

## REVENUE BREAKDOWN

REVENUE SOURCES					UTILITY FUND	TOTAL
PRIOR BDGTS						
PRIOR EXP						
BUDGET C/0						
2010-2011						
2011-2012					220,000	220,000
2012-2013						
2013-2014						
2014-2015						
BEYOND 2015						
<b>TOTAL COST</b>					220,000	220,000

## EXPENDITURE BREAKDOWN

EXPENDITURE BREAKDOWN	ENGINEERING	TESTING	LAND ACQUISITION	CONSTRUCTION	OTHER	TOTAL
PRIOR BDGTS						
2010-2011						
2011-2012	20,000			200,000		220,000
2012-2013						
2013-2014						
2014-2015						
BEYOND 2015						
<b>TOTAL COST</b>	20,000			200,000		220,000

## PROJECT SPECIFICATIONS

## PROJECT DESCRIPTION:

Retube or Replace 4E Feed Water Heater.

## PROJECT JUSTIFICATION:

Heater is out of service due to tube leaks. Tubes are plugged to the limit of design. Efficiency of the unit is reduced by the age of the heater.

## PROJECT PRIORITY:

A

## START DATE:

## EST TIME TO COMPLETE:

18 months

## OPERATING BUDGET EFFECT:

 NONE

 N/A

 SEE DETAIL

## SHEET A 2010-2011/2014-2015 CAPITAL IMPROVEMENTS PROGRAM

<b>PROJECT TITLE:</b> Turbine Inspection Units 3 & 4	<b>PROJECT CATEGORY:</b> Electric
<b>PROJECT NUMBER:</b> N/A	<b>COUNCIL DISTRICT #</b> N/A
<b>DIVISION:</b> Utilities	<b>DEPARTMENT:</b> Electric Production

## PROJECT BUDGET

## REVENUE BREAKDOWN

REVENUE SOURCES					UTILITY FUND	TOTAL
PRIOR BDGTS						
PRIOR EXP						
BUDGET C/0						
2010-2011						
2011-2012					300,000	300,000
2012-2013						
2013-2014						
2014-2015						
BEYOND 2015						
<b>TOTAL COST</b>					300,000	300,000

## EXPENDITURE BREAKDOWN

EXPENDITURE BREAKDOWN	ENGINEERING	TESTING	LAND ACQUISITION	CONSTRUCTION	OTHER	TOTAL
PRIOR BDGTS						
2010-2011						
2011-2012					300,000	300,000
2012-2013						
2013-2014						
2014-2015						
BEYOND 2015						
<b>TOTAL COST</b>					300,000	300,000

## PROJECT SPECIFICATIONS

<b>PROJECT DESCRIPTION:</b> Turbine tear down and inspection.	
<b>PROJECT JUSTIFICATION:</b> Required preventive maintenance.	
<b>PROJECT PRIORITY:</b> START DATE: OPERATING BUDGET EFFECT:	A  EST TIME TO COMPLETE: 18 months  X NONE      N/A      SEE DETAIL

**SHEET A 2010-2011/2014-2015 CAPITAL IMPROVEMENTS PROGRAM**

<b>PROJECT TITLE:</b> Bearing Inspection Units 3 & 4	<b>PROJECT CATEGORY:</b> Electric
<b>PROJECT NUMBER:</b> N/A	<b>COUNCIL DISTRICT #</b> N/A
<b>DIVISION:</b> Utilities	<b>DEPARTMENT:</b> Electric Production

**PROJECT BUDGET****REVENUE BREAKDOWN**

REVENUE SOURCES					UTILITY FUND	TOTAL
PRIOR BDGTS						
PRIOR EXP						
BUDGET C/0						
2010-2011						
2011-2012					160,000	160,000
2012-2013						
2013-2014						
2014-2015						
BEYOND 2015						
<b>TOTAL COST</b>					160,000	160,000

**EXPENDITURE BREAKDOWN**

EXPENDITURE BREAKDOWN	ENGINEERING	TESTING	LAND ACQUISITION	CONSTRUCTION	OTHER	TOTAL
PRIOR BDGTS						
2010-2011						
2011-2012					160,000	160,000
2012-2013						
2013-2014						
2014-2015						
BEYOND 2015						
<b>TOTAL COST</b>					160,000	160,000

**PROJECT SPECIFICATIONS****PROJECT DESCRIPTION:**

Main rotor bearing inspection.

**PROJECT JUSTIFICATION:**

Required preventive maintenance.

**PROJECT PRIORITY:**

A

**START DATE:****EST TIME TO COMPLETE:**

18 months

**OPERATING BUDGET EFFECT:** NONE N/A SEE DETAIL





TABLE OF CONTENTS

	<u>WATER</u>	<u>PAGE</u>
759601	Water Well Improvement .....	4
750004	Replacement of Water Lines .....	5
750802	Flow Meters @ Pump Stations .....	6
750806	Pump Station Monroe Street .....	7
750903	Water Wells @ Adams .....	8
750904	Replace Well #926 .....	9
750905	Water Wells @ Betty St .....	10
750906	Replace Well #911 .....	11
750908	Test & Collector Well @ Hamilton .....	12
750909	Replace 3 Ground Storage Tanks .....	13
751001	Water Well Reclamation .....	14
751002	SCADA System Upgrade .....	15
751003	Pump Station City Park .....	16
751004	Buhlow Bridge Relocation-Water .....	17
751101	Replace Downtown Water Mains .....	18
751102	CL2 Detection .....	19
751103	Install 36" Valve @ Shell Rd .....	20

2010-2011

**COMBINED CAPITAL PROJECTS  
SOURCES OF FUNDING SUMMARY**

**WATER**

PROJECT IDENTIFICATION	SALES TAXES	SALES TX BONDS 08	LTD TX BOND 08	AD VAL TAX- 08	FEDERAL FUNDS	STATE FUNDS	UTILITY FUND	OTHER	TOTALS
Pump Station Monroe Street						450,000			450,000
Water Wells @ Adams						712,000			712,000
Test & Collector Well @ Hamilton						1,500,000			1,500,000
Replace 3 Ground Storage Tanks						450,000			450,000
Pump Station City Park							500,000		500,000
Replace Downtown Water Mains						1,400,000			1,400,000
CL2 Detection							30,000		30,000
Install 36" Valve @ Shell Rd							15,000		15,000
<b>Total Water</b>	0	0	0	0	0	4,512,000	545,000	0	5,057,000

**2010-2011**  
**ENTERPRISE CAPITAL PROJECTS**  
**FIVE YEAR CAPITAL PLAN**

**WATER**

PROJ #	PROJECT IDENTIFICATION	BUDGET C/O	FISCAL YEAR					TOTAL 5 YEAR	BEYOND 2015	TOTAL COST	
			10-11	11-12	12-13	13-14	14-15				
759601	Water Well Improvement	122,203						0	712,000	834,203	
750004	Replace Water Lines	170,964						0	800,000	970,964	
750802	Flow Meters @ Pump Stations	20,000						0		20,000	
750806	Pump Station Monroe Street	70,000	450,000					450,000		520,000	
750903	Water Wells @ Adams	Ⓒ 88,000	712,000					712,000		800,000	
750904	Replace Well #926	Ⓒ 44,000						0	256,000	300,000	
750905	Water Wells @ Betty St	Ⓒ 55,000						0	295,000	350,000	
750906	Replace Well #911	Ⓒ 55,000						0	350,000	405,000	
750908	Test & Collector Well @ Hamilt	Ⓒ 30,000	1,500,000					1,500,000		1,530,000	
750909	Replace 3 Ground Storage Tanks	Ⓒ 296,479	450,000					450,000		746,479	
751001	Water Well Reclamation	1,594,444						0		1,594,444	
751002	SCADA System Upgrade	57,000						0	300,000	357,000	
751003	Pump Station City Park	101,550	500,000					500,000		601,550	
751004	Buhlow Bridge Relocation-Water	64,568						0		64,568	
751101	Replace Downtown Water Mains	0	1,400,000					1,400,000		1,400,000	
751102	CL2 Detection	0	30,000					30,000		30,000	
751103	Install 36" Valve @ Shell Rd	0	15,000					15,000		15,000	
<b>Total Water</b>			2,769,208	5,057,000	0	0	0	0	5,057,000	2,713,000	10,539,208

\* Project Number to be Assigned

@ New or Revised Projects

Projects to be closed

**SHEET A 2010-2011/2014-2015 CAPITAL IMPROVEMENTS PROGRAM**

<b>PROJECT TITLE:</b> Water Well Improvements	<b>PROJECT CATEGORY:</b> Water
<b>PROJECT NUMBER:</b> 759601	<b>COUNCIL DISTRICT #</b> N/A
<b>DIVISION:</b> Utilities	<b>DEPARTMENT:</b> Water

**PROJECT BUDGET**

**REVENUE BREAKDOWN**

REVENUE SOURCES				REVENUE BONDS-'93	UTILITY FUND	TOTAL
PRIOR BDGTS				663,256	1,315,651	1,978,907
PRIOR EXP				663,256	1,193,448	1,856,704
BUDGET C/O				0	122,203	122,203
2010-2011						
2011-2012						
2012-2013						
2013-2014						
2014-2015						
BEYOND 2015					712,000	712,000
<b>TOTAL COST</b>				663,256	2,027,651	2,690,907

**EXPENDITURE BREAKDOWN**

EXPENDITURE BREAKDOWN	ENGINEERING	TESTING	LAND ACQUISITION	CONSTRUCTION	OTHER	TOTAL
PRIOR BDGTS	332,000	17,000	160,000	1,369,907	100,000	1,978,907
2010-2011						
2011-2012						
2012-2013						
2013-2014						
2014-2015						
BEYOND 2015	36,000	1,000	80,000	483,000	112,000	712,000
<b>TOTAL COST</b>	368,000	18,000	240,000	1,852,907	212,000	2,690,907

**PROJECT SPECIFICATIONS**

<b>PROJECT DESCRIPTION:</b> Drill and install new water wells in City wellfields as needed, including 2 new wells in City's well field near LSU-A.	
<b>PROJECT JUSTIFICATION:</b> Wells needed to replace non-productive wells to keep the City at full capacity.	
<b>PROJECT PRIORITY:</b> B	
<b>START DATE:</b> Ongoing	<b>EST TIME TO COMPLETE:</b> As Needed
<b>OPERATING BUDGET EFFECT:</b>	
<input type="checkbox"/> NONE	<input checked="" type="checkbox"/> X <input type="checkbox"/> N/A <input type="checkbox"/> SEE DETAIL

## SHEET A 2010-2011/2014-2015 CAPITAL IMPROVEMENTS PROGRAM

<b>PROJECT TITLE:</b> Replacement of Water Lines	<b>PROJECT CATEGORY:</b> Water
<b>PROJECT NUMBER:</b> 750004	<b>COUNCIL DISTRICT #</b> N/A
<b>DIVISION:</b> Utilities	<b>DEPARTMENT:</b> Water

## PROJECT BUDGET

## REVENUE BREAKDOWN

REVENUE SOURCES					UTILITY FUND	TOTAL
PRIOR BDGTS					998,111	998,111
PRIOR EXP					827,147	827,147
BUDGET C/0					170,964	170,964
2010-2011						
2011-2012						
2012-2013						
2013-2014						
2014-2015						
BEYOND 2015					800,000	800,000
<b>TOTAL COST</b>					<b>1,798,111</b>	<b>1,798,111</b>

## EXPENDITURE BREAKDOWN

EXPENDITURE BREAKDOWN	ENGINEERING	TESTING	LAND ACQUISITION	CONSTRUCTION	OTHER	TOTAL
PRIOR BDGTS	25,000			973,111		998,111
2010-2011						
2011-2012						
2012-2013						
2013-2014						
2014-2015						
BEYOND 2015				800,000		800,000
<b>TOTAL COST</b>	<b>25,000</b>			<b>1,773,111</b>		<b>1,798,111</b>

## PROJECT SPECIFICATIONS

## PROJECT DESCRIPTION:

Replacement of worn and inadequate water lines.

## PROJECT JUSTIFICATION:

Due to growth of the City and aging, water lines will be replaced as needed.

## PROJECT PRIORITY:

A

START DATE: Ongoing

EST TIME TO COMPLETE:

As needed

OPERATING BUDGET EFFECT:

 NONE

 X  N/A

 SEE DETAIL

**SHEET A 2010-2011/2014-2015 CAPITAL IMPROVEMENTS PROGRAM**

<b>PROJECT TITLE:</b> Flow Meters at Pump Stations	<b>PROJECT CATEGORY:</b> Water
<b>PROJECT NUMBER:</b> 750802	<b>COUNCIL DISTRICT #</b> 2
<b>DIVISION:</b> Utilities	<b>DEPARTMENT:</b> Water

**PROJECT BUDGET**

**REVENUE BREAKDOWN**

REVENUE SOURCES					UTILITY FUND	TOTAL
PRIOR BDGTS					20,000	20,000
PRIOR EXP						
BUDGET C/0					20,000	20,000
2010-2011						
2011-2012						
2012-2013						
2013-2014						
2014-2015						
BEYOND 2015						
<b>TOTAL COST</b>					20,000	20,000

**EXPENDITURE BREAKDOWN**

EXPENDITURE BREAKDOWN	ENGINEERING	TESTING	LAND ACQUISITION	CONSTRUCTION	OTHER	TOTAL
PRIOR BDGTS	20,000					20,000
2010-2011						
2011-2012						
2012-2013						
2013-2014						
2014-2015						
BEYOND 2015						
<b>TOTAL COST</b>	20,000					20,000

**PROJECT SPECIFICATIONS**

<b>PROJECT DESCRIPTION:</b> Measure water production at well site.	
<b>PROJECT JUSTIFICATION:</b> Verify water volume produced by each well and to have better accounting of the percent of water loss to the system	
<b>PROJECT PRIORITY:</b> A	<b>EST TIME TO COMPLETE:</b> 1 Year
<b>START DATE:</b> 2006	
<b>OPERATING BUDGET EFFECT:</b>	
<input type="checkbox"/> NONE	<input checked="" type="checkbox"/> N/A
	<input type="checkbox"/> SEE DETAIL

## SHEET A 2010-2011/2014-2015 CAPITAL IMPROVEMENTS PROGRAM

<b>PROJECT TITLE:</b> Pump Station - Monroe Street	<b>PROJECT CATEGORY:</b> Water
<b>PROJECT NUMBER:</b> 750806	<b>COUNCIL DISTRICT #</b> N/A
<b>DIVISION:</b> Utilities	<b>DEPARTMENT:</b> Water

## PROJECT BUDGET

## REVENUE BREAKDOWN

REVENUE SOURCES				STATE DHH LOAN	UTILITY FUND	TOTAL
PRIOR BDGTS					70,000	70,000
PRIOR EXP						
BUDGET C/O					70,000	70,000
2010-2011				450,000		450,000
2011-2012						
2012-2013						
2013-2014						
2014-2015						
BEYOND 2015						
<b>TOTAL COST</b>				450,000	70,000	520,000

## EXPENDITURE BREAKDOWN

EXPENDITURE BREAKDOWN	ENGINEERING	TESTING	LAND ACQUISITION	CONSTRUCTION	OTHER	TOTAL
PRIOR BDGTS	70,000					70,000
2010-2011				450,000		450,000
2011-2012						
2012-2013						
2013-2014						
2014-2015						
BEYOND 2015						
<b>TOTAL COST</b>	70,000			450,000		520,000

## PROJECT SPECIFICATIONS

## PROJECT DESCRIPTION:

New pump station to be installed at Monroe Street Reservoir.

## PROJECT JUSTIFICATION:

Existing station was designed in the 1940's and does not serve present needs vital for fire protection of hospital and downtown area.

## PROJECT PRIORITY:

A

## START DATE:

2005

## EST TIME TO COMPLETE:

As needed

## OPERATING BUDGET EFFECT:

 NONE

 X  N/A

 SEE DETAIL

**SHEET A 2010-2011/2014-2015 CAPITAL IMPROVEMENTS PROGRAM**

<b>PROJECT TITLE:</b> Water Wells @ Adams Station	<b>PROJECT CATEGORY:</b> Water
<b>PROJECT NUMBER:</b> 750903	<b>COUNCIL DISTRICT #</b> 2
<b>DIVISION:</b> Utilities	<b>DEPARTMENT:</b> Water

**PROJECT BUDGET**

**REVENUE BREAKDOWN**

REVENUE SOURCES				STATE DHH LOAN	UTILITY FUND	TOTAL
PRIOR BDGTS					88,000	88,000
PRIOR EXP						
BUDGET C/0					88,000	88,000
2010-2011				712,000		712,000
2011-2012						
2012-2013						
2013-2014						
2014-2015						
BEYOND 2015						
<b>TOTAL COST</b>				712,000	88,000	800,000

**EXPENDITURE BREAKDOWN**

EXPENDITURE BREAKDOWN	ENGINEERING	TESTING	LAND ACQUISITION	CONSTRUCTION	OTHER	TOTAL
PRIOR BDGTS				88,000		88,000
2010-2011				712,000		712,000
2011-2012						
2012-2013						
2013-2014						
2014-2015						
BEYOND 2015						
<b>TOTAL COST</b>				800,000		800,000

**PROJECT SPECIFICATIONS**

<b>PROJECT DESCRIPTION:</b> Drill 2 wells at Adams Station.			
<b>PROJECT JUSTIFICATION:</b> Increase water production inside the City.			
<b>PROJECT PRIORITY:</b>	A	<b>EST TIME TO COMPLETE:</b>	1 Year
<b>START DATE:</b>	2006	<b>OPERATING BUDGET EFFECT:</b>	
	<input type="checkbox"/> NONE	<input checked="" type="checkbox"/> X	<input type="checkbox"/> N/A <input type="checkbox"/> SEE DETAIL

## SHEET A 2010-2011/2014-2015 CAPITAL IMPROVEMENTS PROGRAM

<b>PROJECT TITLE:</b> Replace Well #926	<b>PROJECT CATEGORY:</b> Water
<b>PROJECT NUMBER:</b> 750904	<b>COUNCIL DISTRICT #</b> 2
<b>DIVISION:</b> Utilities	<b>DEPARTMENT:</b> Water

## PROJECT BUDGET

## REVENUE BREAKDOWN

REVENUE SOURCES					UTILITY FUND	TOTAL
PRIOR BDGTS					44,000	44,000
PRIOR EXP						
BUDGET C/0					44,000	44,000
2010-2011						
2011-2012						
2012-2013						
2013-2014						
2014-2015						
BEYOND 2015					256,000	256,000
<b>TOTAL COST</b>					<b>300,000</b>	<b>300,000</b>

## EXPENDITURE BREAKDOWN

EXPENDITURE BREAKDOWN	ENGINEERING	TESTING	LAND ACQUISITION	CONSTRUCTION	OTHER	TOTAL
PRIOR BDGTS	44,000					44,000
2010-2011						
2011-2012						
2012-2013						
2013-2014						
2014-2015						
BEYOND 2015				256,000		256,000
<b>TOTAL COST</b>	<b>44,000</b>			<b>256,000</b>		<b>300,000</b>

## PROJECT SPECIFICATIONS

<b>PROJECT DESCRIPTION:</b> Replace Well #926 in Kisatchie Well Field.	
<b>PROJECT JUSTIFICATION:</b> Continue well field construction in Kisatchie National Forest.	
<b>PROJECT PRIORITY:</b> A	<b>EST TIME TO COMPLETE:</b> 1 Year
<b>START DATE:</b> 2006	
<b>OPERATING BUDGET EFFECT:</b> <input type="checkbox"/> NONE <input checked="" type="checkbox"/> X <input type="checkbox"/> N/A <input type="checkbox"/> SEE DETAIL	

## SHEET A 2010-2011/2014-2015 CAPITAL IMPROVEMENTS PROGRAM

<b>PROJECT TITLE:</b> Water Well at Betty Street	<b>PROJECT CATEGORY:</b> Water
<b>PROJECT NUMBER:</b> 750905	<b>COUNCIL DISTRICT #</b> 2
<b>DIVISION:</b> Utilities	<b>DEPARTMENT:</b> Water

## PROJECT BUDGET

## REVENUE BREAKDOWN

REVENUE SOURCES					UTILITY FUND	TOTAL
PRIOR BDGTS					55,000	55,000
PRIOR EXP						
BUDGET C/0					55,000	55,000
2010-2011						
2011-2012						
2012-2013						
2013-2014						
2014-2015						
BEYOND 2015					295,000	295,000
<b>TOTAL COST</b>					<b>350,000</b>	<b>350,000</b>

## EXPENDITURE BREAKDOWN

EXPENDITURE BREAKDOWN	ENGINEERING	TESTING	LAND ACQUISITION	CONSTRUCTION	OTHER	TOTAL
PRIOR BDGTS	55,000					55,000
2010-2011						
2011-2012						
2012-2013						
2013-2014						
2014-2015						
BEYOND 2015				295,000		295,000
<b>TOTAL COST</b>	<b>55,000</b>			<b>295,000</b>		<b>350,000</b>

## PROJECT SPECIFICATIONS

## PROJECT DESCRIPTION:

Drill water well at Betty Street.

## PROJECT JUSTIFICATION:

Increase water production inside the City.

## PROJECT PRIORITY:

A

START DATE: 2006

EST TIME TO COMPLETE:

1 Year

## OPERATING BUDGET EFFECT:

 NONE X  N/A SEE DETAIL

## SHEET A 2010-2011/2014-2015 CAPITAL IMPROVEMENTS PROGRAM

<b>PROJECT TITLE:</b> Replace Well #911	<b>PROJECT CATEGORY:</b> Water
<b>PROJECT NUMBER:</b> 750906	<b>COUNCIL DISTRICT #</b> 2
<b>DIVISION:</b> Utilities	<b>DEPARTMENT:</b> Water

## PROJECT BUDGET

## REVENUE BREAKDOWN

REVENUE SOURCES					UTILITY FUND	TOTAL
PRIOR BDGTS					55,000	55,000
PRIOR EXP						
BUDGET C/O					55,000	55,000
2010-2011						
2011-2012						
2012-2013						
2013-2014						
2014-2015						
BEYOND 2015					350,000	350,000
<b>TOTAL COST</b>					<b>405,000</b>	<b>405,000</b>

## EXPENDITURE BREAKDOWN

EXPENDITURE BREAKDOWN	ENGINEERING	TESTING	LAND ACQUISITION	CONSTRUCTION	OTHER	TOTAL
PRIOR BDGTS	55,000					55,000
2010-2011						
2011-2012						
2012-2013						
2013-2014						
2014-2015						
BEYOND 2015				350,000		350,000
<b>TOTAL COST</b>	<b>55,000</b>			<b>350,000</b>		<b>405,000</b>

## PROJECT SPECIFICATIONS

## PROJECT DESCRIPTION:

Replace Well #911 in Kisatchie Well Field.

## PROJECT JUSTIFICATION:

Continue well field construction in Kisatchie National Forest.

## PROJECT PRIORITY:

A

START DATE: 2006

EST TIME TO COMPLETE:

1 Year

## OPERATING BUDGET EFFECT:

 NONE

 X  N/A

 SEE DETAIL

## SHEET A 2010-2011/2014-2015 CAPITAL IMPROVEMENTS PROGRAM

<b>PROJECT TITLE:</b> Test & Collector Wells @ Hamilton	<b>PROJECT CATEGORY:</b> Water
<b>PROJECT NUMBER:</b> 750908	<b>COUNCIL DISTRICT #</b> 2
<b>DIVISION:</b> Utilities	<b>DEPARTMENT:</b> Water

**PROJECT BUDGET****REVENUE BREAKDOWN**

REVENUE SOURCES				STATE DHH LOAN	UTILITY FUND	TOTAL
PRIOR BDGTS					30,000	30,000
PRIOR EXP						
BUDGET C/0					30,000	30,000
2010-2011				1,500,000		1,500,000
2011-2012						
2012-2013						
2013-2014						
2014-2015						
BEYOND 2015						
<b>TOTAL COST</b>				1,500,000	30,000	1,530,000

**EXPENDITURE BREAKDOWN**

EXPENDITURE BREAKDOWN	ENGINEERING	TESTING	LAND ACQUISITION	CONSTRUCTION	OTHER	TOTAL
PRIOR BDGTS	30,000					30,000
2010-2011	150,000			1,350,000		1,500,000
2011-2012						
2012-2013						
2013-2014						
2014-2015						
BEYOND 2015						
<b>TOTAL COST</b>	180,000			1,350,000		1,530,000

**PROJECT SPECIFICATIONS****PROJECT DESCRIPTION:**

Existing 2 million gallon storage tank built in 1992 needs water wells to fill and operate properly.

**PROJECT JUSTIFICATION:**

A collector well may be a good alternative to the estimated \$35 million to \$50 million Treatment Plant.

**PROJECT PRIORITY:**

A

**START DATE:****EST TIME TO COMPLETE:****OPERATING BUDGET EFFECT:**
 NONE

 X  N/A

 SEE DETAIL

## SHEET A 2010-2011/2014-2015 CAPITAL IMPROVEMENTS PROGRAM

<b>PROJECT TITLE:</b> Replace 100,000 Gallon Ground Storage Tanks	<b>PROJECT CATEGORY:</b> Water
<b>PROJECT NUMBER:</b> 750909	<b>COUNCIL DISTRICT #</b> 2
<b>DIVISION:</b> Utilities	<b>DEPARTMENT:</b> Water

## PROJECT BUDGET

## REVENUE BREAKDOWN

REVENUE SOURCES				STATE DHH LOAN	UTILITY FUND	TOTAL
PRIOR BDGTS					310,000	310,000
PRIOR EXP					13,521	13,521
BUDGET C/O					296,479	296,479
2010-2011				450,000		450,000
2011-2012						
2012-2013						
2013-2014						
2014-2015						
BEYOND 2015						
<b>TOTAL COST</b>				450,000	310,000	760,000

## EXPENDITURE BREAKDOWN

EXPENDITURE BREAKDOWN	ENGINEERING	TESTING	LAND ACQUISITION	CONSTRUCTION	OTHER	TOTAL
PRIOR BDGTS	310,000					310,000
2010-2011				450,000		450,000
2011-2012						
2012-2013						
2013-2014						
2014-2015						
BEYOND 2015						
<b>TOTAL COST</b>	310,000			450,000		760,000

## PROJECT SPECIFICATIONS

## PROJECT DESCRIPTION:

Replace tanks at Sterckx Road and Highway 28 West.

## PROJECT JUSTIFICATION:

Methane gas is present in the wells that feed these tanks. New tanks are necessary to aerate the water.

## PROJECT PRIORITY:

A

## START DATE:

EST TIME TO COMPLETE:

## OPERATING BUDGET EFFECT:

 NONE

 X  N/A

 SEE DETAIL

## SHEET A 2010-2011/2014-2015 CAPITAL IMPROVEMENTS PROGRAM

<b>PROJECT TITLE:</b> Water Well Reclamation	<b>PROJECT CATEGORY:</b> Water
<b>PROJECT NUMBER:</b> 751001	<b>COUNCIL DISTRICT #</b> 2
<b>DIVISION:</b> Utilities	<b>DEPARTMENT:</b> Water

## PROJECT BUDGET

## REVENUE BREAKDOWN

REVENUE SOURCES					UTILITY FUND	TOTAL
PRIOR BDGTS					2,000,000	2,000,000
PRIOR EXP					405,556	405,556
BUDGET C/O					1,594,444	1,594,444
2010-2011						
2011-2012						
2012-2013						
2013-2014						
2014-2015						
BEYOND 2015						
<b>TOTAL COST</b>					2,000,000	2,000,000

## EXPENDITURE BREAKDOWN

EXPENDITURE BREAKDOWN	ENGINEERING	TESTING	LAND ACQUISITION	CONSTRUCTION	OTHER	TOTAL
PRIOR BDGTS	200,000			1,800,000		2,000,000
2010-2011						
2011-2012						
2012-2013						
2013-2014						
2014-2015						
BEYOND 2015						
<b>TOTAL COST</b>	200,000			1,800,000		2,000,000

## PROJECT SPECIFICATIONS

## PROJECT DESCRIPTION:

Reclaim abandoned water well within the City's corporate limits.

## PROJECT JUSTIFICATION:

Increasing water production inside the City would reduce dependency on the Kisatchie Well Field in time of emergency.

## PROJECT PRIORITY:

A

START DATE: 2008

EST TIME TO COMPLETE:

1 Year

## OPERATING BUDGET EFFECT:

 NONE

 X  N/A

 SEE DETAIL

**SHEET A 2010-2011/2014-2015 CAPITAL IMPROVEMENTS PROGRAM**

<b>PROJECT TITLE:</b> SCADA System Upgrade	<b>PROJECT CATEGORY:</b> Water
<b>PROJECT NUMBER:</b> 751002	<b>COUNCIL DISTRICT #</b> N/A
<b>DIVISION:</b> Utilities	<b>DEPARTMENT:</b> Water

**PROJECT BUDGET**

**REVENUE BREAKDOWN**

REVENUE SOURCES					UTILITY FUND	TOTAL
PRIOR BDGTS					57,000	57,000
PRIOR EXP						
BUDGET C/O					57,000	57,000
2010-2011						
2011-2012						
2012-2013						
2013-2014						
2014-2015						
BEYOND 2015					300,000	300,000
<b>TOTAL COST</b>					<b>357,000</b>	<b>357,000</b>

**EXPENDITURE BREAKDOWN**

EXPENDITURE BREAKDOWN	ENGINEERING	TESTING	LAND ACQUISITION	CONSTRUCTION	OTHER	TOTAL
PRIOR BDGTS					57,000	57,000
2010-2011						
2011-2012						
2012-2013						
2013-2014						
2014-2015						
BEYOND 2015					300,000	300,000
<b>TOTAL COST</b>					<b>357,000</b>	<b>357,000</b>

**PROJECT SPECIFICATIONS**

<b>PROJECT DESCRIPTION:</b> Replacing existing outdated SCADA system.			
<b>PROJECT JUSTIFICATION:</b>			
<b>PROJECT PRIORITY:</b>	A	<b>EST TIME TO COMPLETE:</b>	As needed
<b>START DATE:</b>	2008	<b>OPERATING BUDGET EFFECT:</b>	NONE
		X	N/A
			SEE DETAIL

## SHEET A 2010-2011/2014-2015 CAPITAL IMPROVEMENTS PROGRAM

<b>PROJECT TITLE:</b> Replace Pump Station - City Park	<b>PROJECT CATEGORY:</b> Water
<b>PROJECT NUMBER:</b> 751003	<b>COUNCIL DISTRICT #</b> N/A
<b>DIVISION:</b> Utilities	<b>DEPARTMENT:</b> Water

## PROJECT BUDGET

## REVENUE BREAKDOWN

REVENUE SOURCES					UTILITY FUND	TOTAL
PRIOR BDGTS					107,000	107,000
PRIOR EXP					5,450	5,450
BUDGET C/0					101,550	101,550
2010-2011					500,000	500,000
2011-2012						
2012-2013						
2013-2014						
2014-2015						
BEYOND 2015						
<b>TOTAL COST</b>					607,000	607,000

## EXPENDITURE BREAKDOWN

EXPENDITURE BREAKDOWN	ENGINEERING	TESTING	LAND ACQUISITION	CONSTRUCTION	OTHER	TOTAL
PRIOR BDGTS	107,000					107,000
2010-2011				500,000		500,000
2011-2012						
2012-2013						
2013-2014						
2014-2015						
BEYOND 2015						
<b>TOTAL COST</b>	107,000			500,000		607,000

## PROJECT SPECIFICATIONS

## PROJECT DESCRIPTION:

Construction of new pump station at City Park site and removal of existing station upon completion.

## PROJECT JUSTIFICATION:

Existing station was designed in the 1930's and does not meet existing pump requirements, equipment is outdated.

## PROJECT PRIORITY:

A

## START DATE:

2005

## EST TIME TO COMPLETE:

As needed

## OPERATING BUDGET EFFECT:

 NONE

 X  N/A

 SEE DETAIL

## SHEET A 2010-2011/2014-2015 CAPITAL IMPROVEMENTS PROGRAM

<b>PROJECT TITLE:</b> Buhlow Bridge Relocation - Water	<b>PROJECT CATEGORY:</b> Water
<b>PROJECT NUMBER:</b> 751004	<b>COUNCIL DISTRICT #</b> N/A
<b>DIVISION:</b> Utilities	<b>DEPARTMENT:</b> Water

## PROJECT BUDGET

## REVENUE BREAKDOWN

REVENUE SOURCES				STATE DOTD	UTILITY FUND	TOTAL
PRIOR BDGTS				33,862	43,272	77,134
PRIOR EXP					12,566	12,566
BUDGET C/0				33,862	30,706	64,568
2010-2011						
2011-2012						
2012-2013						
2013-2014						
2014-2015						
BEYOND 2015						
<b>TOTAL COST</b>				33,862	43,272	77,134

## EXPENDITURE BREAKDOWN

EXPENDITURE BREAKDOWN	ENGINEERING	TESTING	LAND ACQUISITION	CONSTRUCTION	OTHER	TOTAL
PRIOR BDGTS					77,134	77,134
2010-2011						
2011-2012						
2012-2013						
2013-2014						
2014-2015						
BEYOND 2015						
<b>TOTAL COST</b>					77,134	77,134

## PROJECT SPECIFICATIONS

## PROJECT DESCRIPTION:

Relocation of Utility Infrastructure in preparation of the State's Department of Transportation and Development replacement of the O. K. Allen Bridge over Red River between Alexandria and Pineville.

## PROJECT JUSTIFICATION:

The State has deemed the existing bridge as in need of replacement.

## PROJECT PRIORITY:

A

## START DATE:

2010

## EST TIME TO COMPLETE:

6 months

## OPERATING BUDGET EFFECT:

 NONE

 N/A

 SEE DETAIL

CITY OF ALEXANDRIA

**SHEET A 2010-2011/2014-2015 CAPITAL IMPROVEMENTS PROGRAM**

<b>PROJECT TITLE:</b> Replace Downtown Water Mains		<b>PROJECT CATEGORY:</b> Water	
<b>PROJECT NUMBER:</b> 751101		<b>COUNCIL DISTRICT #</b> N/A	
<b>DIVISION:</b> Utilities		<b>DEPARTMENT:</b> Water	

**PROJECT BUDGET**

**REVENUE BREAKDOWN**

REVENUE SOURCES				STATE DHH LOAN	UTILITY FUND	TOTAL
PRIOR BDGTS						
PRIOR EXP						
BUDGET C/0						
2010-2011				1,400,000		1,400,000
2011-2012						
2012-2013						
2013-2014						
2014-2015						
BEYOND 2015						
<b>TOTAL COST</b>				1,400,000		1,400,000

**EXPENDITURE BREAKDOWN**

EXPENDITURE BREAKDOWN	ENGINEERING	TESTING	LAND ACQUISITION	CONSTRUCTION	OTHER	TOTAL
PRIOR BDGTS						
2010-2011	140,000			1,260,000		1,400,000
2011-2012						
2012-2013						
2013-2014						
2014-2015						
BEYOND 2015						
<b>TOTAL COST</b>	140,000			1,260,000		1,400,000

**PROJECT SPECIFICATIONS**

**PROJECT DESCRIPTION:**

Replace existing downtown water mains.

**PROJECT JUSTIFICATION:**

Existing lines have to be flushed weekly due to age and condition of lines. Installation of these lines vary from the 1890's to the 1940's.

**PROJECT PRIORITY:** A

**START DATE:** 2005

**EST TIME TO COMPLETE:**

As needed

**OPERATING BUDGET EFFECT:**

NONE

N/A

SEE DETAIL

## SHEET A 2010-2011/2014-2015 CAPITAL IMPROVEMENTS PROGRAM

<b>PROJECT TITLE:</b> CL2 Detection		<b>PROJECT CATEGORY:</b> Water	
<b>PROJECT NUMBER:</b> 751102		<b>COUNCIL DISTRICT #</b> N/A	
<b>DIVISION:</b> Utilities		<b>DEPARTMENT:</b> Water	

## PROJECT BUDGET

## REVENUE BREAKDOWN

REVENUE SOURCES					UTILITY FUND	TOTAL
PRIOR BDGTS						
PRIOR EXP						
BUDGET C/0						
2010-2011					30,000	30,000
2011-2012						
2012-2013						
2013-2014						
2014-2015						
BEYOND 2015						
<b>TOTAL COST</b>					30,000	30,000

## EXPENDITURE BREAKDOWN

EXPENDITURE BREAKDOWN	ENGINEERING	TESTING	LAND ACQUISITION	CONSTRUCTION	OTHER	TOTAL
PRIOR BDGTS						
2010-2011					30,000	30,000
2011-2012						
2012-2013						
2013-2014						
2014-2015						
BEYOND 2015						
<b>TOTAL COST</b>					30,000	30,000

## PROJECT SPECIFICATIONS

## PROJECT DESCRIPTION:

Installation of CL2 Detection equipment at each chlorine site.

## PROJECT JUSTIFICATION:

Due to the use and storage of chlorine at 12 sites, EPA requires detection systems in place for safety measures.

## PROJECT PRIORITY:

A

## START DATE:

2010

## EST TIME TO COMPLETE:

6 months

## OPERATING BUDGET EFFECT:

 NONE

 N/A

 SEE DETAIL

## SHEET A 2010-2011/2014-2015 CAPITAL IMPROVEMENTS PROGRAM

<b>PROJECT TITLE:</b> Install 36" Valve at Shell Road	<b>PROJECT CATEGORY:</b> Water
<b>PROJECT NUMBER:</b> 751103	<b>COUNCIL DISTRICT #</b> N/A
<b>DIVISION:</b> Utilities	<b>DEPARTMENT:</b> Water

## PROJECT BUDGET

## REVENUE BREAKDOWN

REVENUE SOURCES					UTILITY FUND	TOTAL
PRIOR BDGTS						
PRIOR EXP						
BUDGET C/0						
2010-2011					15,000	15,000
2011-2012						
2012-2013						
2013-2014						
2014-2015						
BEYOND 2015						
<b>TOTAL COST</b>					15,000	15,000

## EXPENDITURE BREAKDOWN

EXPENDITURE BREAKDOWN	ENGINEERING	TESTING	LAND ACQUISITION	CONSTRUCTION	OTHER	TOTAL
PRIOR BDGTS						
2010-2011					15,000	15,000
2011-2012						
2012-2013						
2013-2014						
2014-2015						
BEYOND 2015						
<b>TOTAL COST</b>					15,000	15,000

## PROJECT SPECIFICATIONS

## PROJECT DESCRIPTION:

Replace 36" Valve at Shell Road.

## PROJECT JUSTIFICATION:

Valve is needed to control the water flow to the Rosalino Storage Tank. Control was previously done from the Valve at the International Paper Plant. Due to the plant's closure, a control valve is needed on Shell Road.

## PROJECT PRIORITY:

A

## START DATE:

2010

## EST TIME TO COMPLETE:

6 months

## OPERATING BUDGET EFFECT:

 NONE

 N/A

 SEE DETAIL





TABLE OF CONTENTS

	<u>GAS</u>		<u>PAGE</u>
780901	Gas/Water Replacement-Martin Park	.....	4
781001	Buhlow Bridge Relocation-Gas	.....	5

2010-2011

**COMBINED CAPITAL PROJECTS  
SOURCES OF FUNDING SUMMARY**

**GAS**

PROJECT IDENTIFICATION	SALES TAXES	SALES TX BONDS 08	LTD TX BOND 08	AD VAL TAX-08	FEDERAL FUNDS	STATE FUNDS	UTILITY FUND	OTHER	TOTALS
Total Gas	0	0	0	0	0	0	0	0	0

2010-2011

ENTERPRISE CAPITAL PROJECTS  
FIVE YEAR CAPITAL PLAN

GAS

PROJ #	PROJECT IDENTIFICATION	BUDGET C/O	FISCAL YEAR					TOTAL 5 YEAR	BEYOND 2015	TOTAL COST
			10-11	11-12	12-13	13-14	14-15			
780901	Gas/Water Replacement-Martin F@	31,271						0	750,250	781,521
781001	Buhlow Bridge Relocation-Gas	151,135						0		151,135
<b>Total Gas</b>		182,406	0	0	0	0	0	0	750,250	932,656

\* Project Number to be Assigned

@ New or Revised Projects

Projects to be closed

**SHEET A 2010-2011/2014-2015 CAPITAL IMPROVEMENTS PROGRAM**

<b>PROJECT TITLE:</b> Gas/Water Replacement-Martin Park Subdivision	<b>PROJECT CATEGORY:</b> Gas
<b>PROJECT NUMBER:</b> 780901	<b>COUNCIL DISTRICT #</b>
<b>DIVISION:</b> Utilities	<b>DEPARTMENT:</b> Gas

**PROJECT BUDGET**

**REVENUE BREAKDOWN**

REVENUE SOURCES					UTILITY FUND	TOTAL
PRIOR BDGTS					160,000	160,000
PRIOR EXP					128,729	128,729
BUDGET C/0					31,271	31,271
2010-2011						
2011-2012						
2012-2013						
2013-2014						
2014-2015						
BEYOND 2015					750,250	750,250
<b>TOTAL COST</b>					<b>910,250</b>	<b>910,250</b>

**EXPENDITURE BREAKDOWN**

EXPENDITURE BREAKDOWN	ENGINEERING	TESTING	LAND ACQUISITION	CONSTRUCTION	OTHER	TOTAL
PRIOR BDGTS	134,750	18,000	7,250			160,000
2010-2011						
2011-2012						
2012-2013						
2013-2014						
2014-2015						
BEYOND 2015				750,250		750,250
<b>TOTAL COST</b>	<b>134,750</b>	<b>18,000</b>	<b>7,250</b>	<b>750,250</b>		<b>910,250</b>

**PROJECT DESCRIPTION:**

Replacement and reconstruction of Martin Park Subdivision, Zone 21 gas distribution system for the area from Horseshoe Drive to Spencer Street and from Manor Drive to Mansour Avenue. This project will include a gas regulator station, 2" through 4" mains and new service lines and assemblies.

**PROJECT JUSTIFICATION:**

The existing gas lines in this area are antiquated and leak prone causing a very hazardous situation. This work will upgrade the area's gas system and reduce the probability of hazardous gas problems.

**PROJECT PRIORITY:** A

**START DATE:** 2005

**EST TIME TO COMPLETE:**

22 months

**OPERATING BUDGET EFFECT:**

NONE

N/A

SEE DETAIL

**SHEET A 2010-2011/2014-2015 CAPITAL IMPROVEMENTS PROGRAM**

<b>PROJECT TITLE:</b> Buhlow Bridge Relocation - Gas	<b>PROJECT CATEGORY:</b> Gas
<b>PROJECT NUMBER:</b> 781001	<b>COUNCIL DISTRICT #</b>
<b>DIVISION:</b> Utilities	<b>DEPARTMENT:</b> Gas

**PROJECT BUDGET**

**REVENUE BREAKDOWN**

REVENUE SOURCES				STATE DOTD	UTILITY FUND	TOTAL
PRIOR BDGTS				77,641	99,217	176,858
PRIOR EXP					25,723	25,723
BUDGET C/0				77,641	73,494	151,135
2010-2011						
2011-2012						
2012-2013						
2013-2014						
2014-2015						
BEYOND 2015						
<b>TOTAL COST</b>				77,641	99,217	176,858

**EXPENDITURE BREAKDOWN**

EXPENDITURE BREAKDOWN	ENGINEERING	TESTING	LAND ACQUISITION	CONSTRUCTION	OTHER	TOTAL
PRIOR BDGTS					176,858	176,858
2010-2011						
2011-2012						
2012-2013						
2013-2014						
2014-2015						
BEYOND 2015						
<b>TOTAL COST</b>					176,858	176,858

**PROJECT DESCRIPTION:**

Relocation of Utility Infrastructure in preparation of the State's Department of Transportation and Development replacement of the O. K. Allen Bridge over Red River between Alexandria and Pineville.

**PROJECT JUSTIFICATION:**

The State has deemed the existing bridge as in need of replacement.

**PROJECT PRIORITY:** A

**START DATE:** 2005

**EST TIME TO COMPLETE:**

6 months

**OPERATING BUDGET EFFECT:**

NONE

N/A

SEE DETAIL

2010-2011/2014-2015 CAPITAL IMPROVEMENTS BUDGET

**\*\*\*This Page Left Blank\*\*\***

## O. WASTEWATER



TABLE OF CONTENTS

		<u>WASTEWATER</u>	<u>PAGE</u>
818901	Sewer Line Rehab & Replacement	.....	4
810402	Hwy 28 W Pumping Station	.....	5
810602	Sewer Trunk Main Hwy 1	.....	6
810702	Ramada Inn Force Main	.....	7
810703	Odor Emissions Reduction	.....	8
810802	SCADA System Upgrade	.....	9
810803	St. Mary's Bar Screen	.....	10
810804	Hwy 1 North Sewer Ext	.....	11
810805	Stand By Power-Headwork/Admin	.....	12
810806	Wastewater Imp - Versailles Ext	.....	13
810807	Robin Road Sewer Improvements	.....	14
810808	Azalea Lane Sewer Extension	.....	15
810901	Shirley Park Lift Station	.....	16
810902	England Air Park Lift Station	.....	17
810903	Control Panel Upgrades	.....	18
810904	Collection/Treatment Painting	.....	19
810905	Influent Flow Meter Vault	.....	20
*	Atwood Station Odor Control	.....	21
*	Treatment Plant Drainage	.....	22
*	Lift Station Stand by Power	.....	23

2010-2011

**COMBINED CAPITAL PROJECTS  
SOURCES OF FUNDING SUMMARY**

**WASTEWATER**

PROJECT IDENTIFICATION	SALES TAXES	SALES TX BONDS 08	LTD TX BOND 08	AD VAL TAX- 08	FEDERAL FUNDS	STATE FUNDS	UTILITY FUND	OTHER	TOTALS
Sewer Line Rehab							750,000		750,000
Control Panel Upgrades							299,200		299,200
Collection/Treatment Painting							715,000		715,000
<b>Total Wastewater</b>	0	0	0	0	0	0	1,764,200	0	1,764,200

**2010-2011**  
**ENTERPRISE CAPITAL PROJECTS**  
**FIVE YEAR CAPITAL PLAN**

**WASTEWATER**

PROJ #	PROJECT IDENTIFICATION	BUDGET C/O	FISCAL YEAR					TOTAL 5 YEAR	BEYOND 2015	TOTAL COST
			10-11	11-12	12-13	13-14	14-15			
818901	Sewer Line Rehab & Replacemer	219,710	750,000					750,000		969,710
810402	Hwy 28 W Pumping Station	388,375						0	7,128,869	7,517,244
810602	Sewer Trunk Main Hwy 1	40,000						0		40,000
810702	Ramada Inn Force Main	89,500						0		89,500
810703	Odor Emissions Reduction	46,554						0		46,554
810802	SCADA System Upgrade	42,567						0	550,000	592,567
810803	St. Mary's Bar Screen	41,055						0		41,055
810804	Hwy 1 North Sewer Ext	169,511						0	450,000	619,511
810805	Stand By Power-Headwork/Admi	92,601						0		92,601
810806	Wastewater Imp - Versailles Ext @	1,373,136						0		1,373,136
810807	Robin Road Sewer Improvements@	291,879						0		291,879
810808	Azalea Lane Sewer Extension @	3,567						0		3,567
810901	Shirley Park Lift Station @	23,550			587,450			587,450		611,000
810902	England Air Park Lift Station @	60,000						0	800,000	860,000
810903	Control Panel Upgrades @	142,000	299,200					299,200		441,200
810904	Collection/Treatment Painting @	75,000	715,000					715,000		790,000
810905	Influent Flow Meter Vault @	35,000						0	300,000	335,000
*	Atwood Station Odor Control	0			95,000			95,000		95,000
*	Treatment Plant Drainage	0			465,000			465,000		465,000
*	Lift Station Stand by Power	0			256,400			256,400		256,400
<b>Total Wastewater</b>		<b>3,134,005</b>	<b>1,764,200</b>	<b>0</b>	<b>1,403,850</b>	<b>0</b>	<b>0</b>	<b>3,168,050</b>	<b>9,228,869</b>	<b>15,530,924</b>

\* Project Number to be Assigned

@ New or Revised Projects

Projects to be closed

## SHEET A 2010-2011/2014-2015 CAPITAL IMPROVEMENTS PROGRAM

<b>PROJECT TITLE:</b> Sewer Line Rehabilitation	<b>PROJECT CATEGORY:</b> Wastewater
<b>PROJECT NUMBER:</b> 818901	<b>COUNCIL DISTRICT #</b> N/A
<b>DIVISION:</b> Utilities	<b>DEPARTMENT:</b> Wastewater

**PROJECT BUDGET****REVENUE BREAKDOWN**

REVENUE SOURCES					UTILITY FUND	TOTAL
PRIOR BDGTS					7,192,766	7,192,766
PRIOR EXP					6,973,056	6,973,056
BUDGET C/0					219,710	219,710
2010-2011					750,000	750,000
2011-2012						
2012-2013						
2013-2014						
2014-2015						
BEYOND 2015						
<b>TOTAL COST</b>					<b>7,942,766</b>	<b>7,942,766</b>

**EXPENDITURE BREAKDOWN**

EXPENDITURE BREAKDOWN	ENGINEERING	TESTING	LAND ACQUISITION	CONSTRUCTION	OTHER	TOTAL
PRIOR BDGTS	740,000			6,452,766		7,192,766
2010-2011				750,000		750,000
2011-2012						
2012-2013						
2013-2014						
2014-2015						
BEYOND 2015						
<b>TOTAL COST</b>	<b>740,000</b>			<b>7,202,766</b>		<b>7,942,766</b>

**PROJECT SPECIFICATIONS****PROJECT DESCRIPTION:**

Sewer line rehabilitation.

**PROJECT JUSTIFICATION:**

Repair, reline or replace deteriorated mains, manholes and services that are identified as causing excess infiltration and inflow into the collection system. This project addresses our entire collection system. Increased cost are to ensure EPA compliance in coming years. We have received correspondence for the EPA urging the reimplementation of this program.

**PROJECT PRIORITY:**

A

**START DATE:** On Going**EST TIME TO COMPLETE:**

As Needed

**OPERATING BUDGET EFFECT:**
 NONE

 N/A

 SEE DETAIL

**SHEET A 2010-2011/2014-2015 CAPITAL IMPROVEMENTS PROGRAM**

<b>PROJECT TITLE:</b> Hwy 28 West Pumping Station & Gravity Sewer	<b>PROJECT CATEGORY:</b> Wastewater
<b>PROJECT NUMBER:</b> 810402	<b>COUNCIL DISTRICT #</b> 2
<b>DIVISION:</b> Utilities	<b>DEPARTMENT:</b> Wastewater

**PROJECT BUDGET**

**REVENUE BREAKDOWN**

REVENUE SOURCES	UTILITY FUND	REVENUE BONDS-2004	COI 2003	TOTAL
PRIOR BDGTS	200,000	10,293,910	168,690	10,662,600
PRIOR EXP		10,105,535	168,690	10,274,225
BUDGET C/0	200,000	188,375	0	388,375
2010-2011				
2011-2012				
2012-2013				
2013-2014				
2014-2015				
BEYOND 2015	7,128,869			7,128,869
<b>TOTAL COST</b>	<b>7,328,869</b>	<b>10,293,910</b>	<b>168,690</b>	<b>17,791,469</b>

**EXPENDITURE BREAKDOWN**

EXPENDITURE BREAKDOWN	ENGINEERING	TESTING	LAND ACQUISITION	CONSTRUCTION	OTHER	TOTAL
PRIOR BDGTS	1,012,290	50,000	180,000	9,420,310		10,662,600
2010-2011						
2011-2012						
2012-2013						
2013-2014						
2014-2015						
BEYOND 2015	416,869	12,000		6,700,000		7,128,869
<b>TOTAL COST</b>	<b>1,429,159</b>	<b>62,000</b>	<b>180,000</b>	<b>16,120,310</b>		<b>17,791,469</b>

**PROJECT SPECIFICATIONS**

<b>PROJECT DESCRIPTION:</b> Construction of Major Pumping Station, Force Main, and Gravity Sewer.			
<b>PROJECT JUSTIFICATION:</b> This project will eliminate 7 smaller lift stations and will also relieve the overloading of Charles Park Lift Station. This is also a vital part of the West Alexandria Wastewater Treatment Plant Study. This will also facilitate the development along Versailles Boulevard when it is extended.			
<b>PROJECT PRIORITY:</b>	A	<b>EST TIME TO COMPLETE:</b>	12-18 months
<b>START DATE:</b>	2006	<b>OPERATING BUDGET EFFECT:</b>	
	<input type="checkbox"/> NONE	<input checked="" type="checkbox"/> N/A	<input type="checkbox"/> SEE DETAIL

**SHEET A 2010-2011/2014-2015 CAPITAL IMPROVEMENTS PROGRAM**

<b>PROJECT TITLE:</b> Sewer Trunk Main Hwy 1	<b>PROJECT CATEGORY:</b> Wastewater
<b>PROJECT NUMBER:</b> 810602	<b>COUNCIL DISTRICT #</b> 2
<b>DIVISION:</b> Utilities	<b>DEPARTMENT:</b> Wastewater

**PROJECT BUDGET**

**REVENUE BREAKDOWN**

REVENUE SOURCES					UTILITY FUND	TOTAL
PRIOR BDGTS					40,000	40,000
PRIOR EXP						
BUDGET C/0					40,000	40,000
2010-2011						
2011-2012						
2012-2013						
2013-2014						
2014-2015						
BEYOND 2015						
<b>TOTAL COST</b>					40,000	40,000

**EXPENDITURE BREAKDOWN**

EXPENDITURE BREAKDOWN	ENGINEERING	TESTING	LAND ACQUISITION	CONSTRUCTION	OTHER	TOTAL
PRIOR BDGTS				40,000		40,000
2010-2011						
2011-2012						
2012-2013						
2013-2014						
2014-2015						
BEYOND 2015						
<b>TOTAL COST</b>				40,000		40,000

**PROJECT SPECIFICATIONS**

<b>PROJECT DESCRIPTION:</b> Construction of a 12" Gravity Sewer Interceptor along LA Highway 1.			
<b>PROJECT JUSTIFICATION:</b> This line will service properties along LA 1 from Enterprise Road to Port Road as development occurs.			
<b>PROJECT PRIORITY:</b>	A	<b>EST TIME TO COMPLETE:</b>	6 months
<b>START DATE:</b>	2006	<b>OPERATING BUDGET EFFECT:</b>	
	<input type="checkbox"/> NONE	<input checked="" type="checkbox"/> N/A	<input type="checkbox"/> SEE DETAIL

**SHEET A 2010-2011/2014-2015 CAPITAL IMPROVEMENTS PROGRAM**

<b>PROJECT TITLE:</b> Ramada Inn Force Main Replacement	<b>PROJECT CATEGORY:</b> Wastewater
<b>PROJECT NUMBER:</b> 810702	<b>COUNCIL DISTRICT #</b> 2
<b>DIVISION:</b> Utilities	<b>DEPARTMENT:</b> Wastewater

**PROJECT BUDGET**

**REVENUE BREAKDOWN**

REVENUE SOURCES					UTILITY FUND	TOTAL
PRIOR BDGTS					89,500	89,500
PRIOR EXP						
BUDGET C/0					89,500	89,500
2010-2011						
2011-2012						
2012-2013						
2013-2014						
2014-2015						
BEYOND 2015						
<b>TOTAL COST</b>					89,500	89,500

**EXPENDITURE BREAKDOWN**

EXPENDITURE BREAKDOWN	ENGINEERING	TESTING	LAND ACQUISITION	CONSTRUCTION	OTHER	TOTAL
PRIOR BDGTS	8,000	1,500		80,000		89,500
2010-2011						
2011-2012						
2012-2013						
2013-2014						
2014-2015						
BEYOND 2015						
<b>TOTAL COST</b>	8,000	1,500		80,000		89,500

**PROJECT SPECIFICATIONS**

**PROJECT DESCRIPTION:**  
Replacement of approximately 2500' of 6" force main that serves the Ramada Inn Lift Station.

**PROJECT JUSTIFICATION:**  
Existing force main has had numerous failures and is in need of replacement.

**PROJECT PRIORITY:** B

**START DATE:** 2005      **EST TIME TO COMPLETE:** 2 months

**OPERATING BUDGET EFFECT:**  
 NONE       X       N/A       SEE DETAIL

**SHEET A 2010-2011/2014-2015 CAPITAL IMPROVEMENTS PROGRAM**

<b>PROJECT TITLE:</b> Odor Emissions Reduction at Treatment Plant	<b>PROJECT CATEGORY:</b> Wastewater
<b>PROJECT NUMBER:</b> 810703	<b>COUNCIL DISTRICT #</b> 2
<b>DIVISION:</b> Utilities	<b>DEPARTMENT:</b> Wastewater

**PROJECT BUDGET**

**REVENUE BREAKDOWN**

REVENUE SOURCES					UTILITY FUND	TOTAL
PRIOR BDGTS					936,800	936,800
PRIOR EXP					890,246	890,246
BUDGET C/O					46,554	46,554
2010-2011						
2011-2012						
2012-2013						
2013-2014						
2014-2015						
BEYOND 2015						
<b>TOTAL COST</b>					936,800	936,800

**EXPENDITURE BREAKDOWN**

EXPENDITURE BREAKDOWN	ENGINEERING	TESTING	LAND ACQUISITION	CONSTRUCTION	OTHER	TOTAL
PRIOR BDGTS	80,000	1,500		855,300		936,800
2010-2011						
2011-2012						
2012-2013						
2013-2014						
2014-2015						
BEYOND 2015						
<b>TOTAL COST</b>	80,000	1,500		855,300		936,800

**PROJECT SPECIFICATIONS**

<b>PROJECT DESCRIPTION:</b> Construction of odor control process to reduce and/or eliminate odors emitted from Treatment Plant.			
<b>PROJECT JUSTIFICATION:</b> During certain times of the year, significant odors are emitted from the Treatment Plant raising numerous complaints from neighbors.			
<b>PROJECT PRIORITY:</b>	B	<b>EST TIME TO COMPLETE:</b>	2 months
<b>START DATE:</b>	2005	<b>OPERATING BUDGET EFFECT:</b>	
	<input type="checkbox"/> NONE	<input checked="" type="checkbox"/> X	<input type="checkbox"/> N/A <input type="checkbox"/> SEE DETAIL

**SHEET A 2010-2011/2014-2015 CAPITAL IMPROVEMENTS PROGRAM**

<b>PROJECT TITLE:</b> SCADA System Upgrade	<b>PROJECT CATEGORY:</b> Wastewater
<b>PROJECT NUMBER:</b> 810802	<b>COUNCIL DISTRICT #</b> 2
<b>DIVISION:</b> Utilities	<b>DEPARTMENT:</b> Wastewater

**PROJECT BUDGET**

**REVENUE BREAKDOWN**

REVENUE SOURCES				STATE DEQ LOAN	UTILITY FUND	TOTAL
PRIOR BDGTS					150,000	150,000
PRIOR EXP					107,433	107,433
BUDGET C/0					42,567	42,567
2010-2011						
2011-2012						
2012-2013						
2013-2014						
2014-2015						
BEYOND 2015				550,000		550,000
<b>TOTAL COST</b>				550,000	150,000	700,000

**EXPENDITURE BREAKDOWN**

EXPENDITURE BREAKDOWN	ENGINEERING	TESTING	LAND ACQUISITION	CONSTRUCTION	OTHER	TOTAL
PRIOR BDGTS	42,000			108,000		150,000
2010-2011						
2011-2012						
2012-2013						
2013-2014						
2014-2015						
BEYOND 2015				550,000		550,000
<b>TOTAL COST</b>	42,000			658,000		700,000

**PROJECT SPECIFICATIONS**

<b>PROJECT DESCRIPTION:</b> Upgrade existing INTRAC sites to MOSCAD and add additional lift station sites to remote status.			
<b>PROJECT JUSTIFICATION:</b> Existing support to INTRAC sites is becoming obsolete. Upgrade to MOSCAD will ensure much needed support. Additional lift stations sites to be included for early warning of potential overflows.			
<b>PROJECT PRIORITY:</b>	A	<b>EST TIME TO COMPLETE:</b>	6 months
<b>START DATE:</b>	2011	<b>OPERATING BUDGET EFFECT:</b>	NONE
			X NONE
			N/A
			SEE DETAIL

**SHEET A 2010-2011/2014-2015 CAPITAL IMPROVEMENTS PROGRAM**

<b>PROJECT TITLE:</b> St. Mary's Bar Screen Project	<b>PROJECT CATEGORY:</b> Wastewater
<b>PROJECT NUMBER:</b> 810803	<b>COUNCIL DISTRICT #</b> 2
<b>DIVISION:</b> Utilities	<b>DEPARTMENT:</b> Wastewater

**PROJECT BUDGET**

**REVENUE BREAKDOWN**

REVENUE SOURCES					UTILITY FUND	TOTAL
PRIOR BDGTS					215,500	215,500
PRIOR EXP					174,445	174,445
BUDGET C/0					41,055	41,055
2010-2011						
2011-2012						
2012-2013						
2013-2014						
2014-2015						
BEYOND 2015						
<b>TOTAL COST</b>					215,500	215,500

**EXPENDITURE BREAKDOWN**

EXPENDITURE BREAKDOWN	ENGINEERING	TESTING	LAND ACQUISITION	CONSTRUCTION	OTHER	TOTAL
PRIOR BDGTS	33,000	2,500		180,000		215,500
2010-2011						
2011-2012						
2012-2013						
2013-2014						
2014-2015						
BEYOND 2015						
<b>TOTAL COST</b>	33,000	2,500		180,000		215,500

**PROJECT SPECIFICATIONS**

**PROJECT DESCRIPTION:**  
Installation of bar screen or comunitor at St. Mary's Lift Station.

**PROJECT JUSTIFICATION:**  
Trash and debris are constantly clogging the pumps resulting in costly down time.

**PROJECT PRIORITY:** A

**START DATE:** 2006      **EST TIME TO COMPLETE:** 2-3 months

**OPERATING BUDGET EFFECT:**  
 NONE       X       N/A       SEE DETAIL

## SHEET A 2010-2011/2014-2015 CAPITAL IMPROVEMENTS PROGRAM

<b>PROJECT TITLE:</b> Highway 1 North Sewer Extension	<b>PROJECT CATEGORY:</b> Wastewater
<b>PROJECT NUMBER:</b> 810804	<b>COUNCIL DISTRICT #</b> 2
<b>DIVISION:</b> Utilities	<b>DEPARTMENT:</b> Wastewater

## PROJECT BUDGET

## REVENUE BREAKDOWN

REVENUE SOURCES				STATE DEQ LOAN	UTILITY FUND	TOTAL
PRIOR BDGTS					200,000	200,000
PRIOR EXP					30,489	30,489
BUDGET C/0					169,511	169,511
2010-2011						
2011-2012						
2012-2013						
2013-2014						
2014-2015						
BEYOND 2015				450,000		450,000
<b>TOTAL COST</b>				450,000	200,000	650,000

## EXPENDITURE BREAKDOWN

EXPENDITURE BREAKDOWN	ENGINEERING	TESTING	LAND ACQUISITION	CONSTRUCTION	OTHER	TOTAL
PRIOR BDGTS	32,000	2,200		165,800		200,000
2010-2011						
2011-2012						
2012-2013						
2013-2014						
2014-2015						
BEYOND 2015				450,000		450,000
<b>TOTAL COST</b>	32,000	2,200		615,800		650,000

## PROJECT SPECIFICATIONS

## PROJECT DESCRIPTION:

Extension of 12" gravity sewer to serve ongoing and future development along Highway 1 North.

## PROJECT JUSTIFICATION:

Numerous developments in this area are ongoing with future developments planned. Currently, there is no gravity sewer service in this area.

## PROJECT PRIORITY:

B

## START DATE:

2007

## EST TIME TO COMPLETE:

1 Year

## OPERATING BUDGET EFFECT:

 NONE

 X  N/A

 SEE DETAIL

**SHEET A 2010-2011/2014-2015 CAPITAL IMPROVEMENTS PROGRAM**

<b>PROJECT TITLE:</b> Stand By Power Treatment Plant Headworks/Admin	<b>PROJECT CATEGORY:</b> Wastewater
<b>PROJECT NUMBER:</b> 810805	<b>COUNCIL DISTRICT #</b> All
<b>DIVISION:</b> Utilities	<b>DEPARTMENT:</b> Wastewater

**PROJECT BUDGET**

**REVENUE BREAKDOWN**

REVENUE SOURCES					UTILITY FUND	TOTAL
PRIOR BDGTS					222,928	222,928
PRIOR EXP					130,327	130,327
BUDGET C/0					92,601	92,601
2010-2011						
2011-2012						
2012-2013						
2013-2014						
2014-2015						
BEYOND 2015						
<b>TOTAL COST</b>					222,928	222,928

**EXPENDITURE BREAKDOWN**

EXPENDITURE BREAKDOWN	ENGINEERING	TESTING	LAND ACQUISITION	CONSTRUCTION	OTHER	TOTAL
PRIOR BDGTS	24,778	150		198,000		222,928
2010-2011						
2011-2012						
2012-2013						
2013-2014						
2014-2015						
BEYOND 2015						
<b>TOTAL COST</b>	24,778	150		198,000		222,928

**PROJECT SPECIFICATIONS**

<b>PROJECT DESCRIPTION:</b> Addition of Stand By Power Unit to serve Treatment Plant Headworks and the Wastewater Administration Building. Pumping Stations.			
<b>PROJECT JUSTIFICATION:</b> In the event that electrical power fails, this unit will insure uninterrupted power to the Treatment Plant Headworks, which safeguard against any potential by pass. Will also supply power to drinking water lab and wastewater lab housed in Administration Building for the testing instrumentation required by State and Federal guidelines.			
<b>PROJECT PRIORITY:</b>	A	<b>EST TIME TO COMPLETE:</b>	6 months
<b>START DATE:</b>	2007	<b>OPERATING BUDGET EFFECT:</b>	NONE      X      N/A      SEE DETAIL

**SHEET A 2010-2011/2014-2015 CAPITAL IMPROVEMENTS PROGRAM**

<b>PROJECT TITLE:</b> Wastewater Improvements - Versailles Ext	<b>PROJECT CATEGORY:</b> Wastewater
<b>PROJECT NUMBER:</b> 810806	<b>COUNCIL DISTRICT #</b> All
<b>DIVISION:</b> Utilities	<b>DEPARTMENT:</b> Wastewater

**PROJECT BUDGET**

**REVENUE BREAKDOWN**

REVENUE SOURCES					REVENUE BONDS-2004	TOTAL
PRIOR BDGTS					4,232,188	4,232,188
PRIOR EXP					2,859,052	2,859,052
BUDGET C/0					1,373,136	1,373,136
2010-2011						
2011-2012						
2012-2013						
2013-2014						
2014-2015						
BEYOND 2015						
<b>TOTAL COST</b>					4,232,188	4,232,188

**EXPENDITURE BREAKDOWN**

EXPENDITURE BREAKDOWN	ENGINEERING	TESTING	LAND ACQUISITION	CONSTRUCTION	OTHER	TOTAL
PRIOR BDGTS				4,232,188		4,232,188
2010-2011						
2011-2012						
2012-2013						
2013-2014						
2014-2015						
BEYOND 2015						
<b>TOTAL COST</b>				4,232,188		4,232,188

**PROJECT SPECIFICATIONS**

<b>PROJECT DESCRIPTION:</b> Construct utility infrastructure in conjunction with the road and drainage construction extending Versailles Boulevard.	
<b>PROJECT JUSTIFICATION:</b> In the event that electrical power fails, this unit will insure uninterrupted power to the Treatment Plant Headworks, which safeguard against any potential by pass. Will also supply power to drinking water lab and wastewater lab housed in Administration Building for the testing instrumentation required by State and Federal guidelines.	
<b>PROJECT PRIORITY:</b> A	<b>EST TIME TO COMPLETE:</b> 3 years
<b>START DATE:</b> 2007	
<b>OPERATING BUDGET EFFECT:</b> NONE      X      N/A      SEE DETAIL	

**SHEET A 2010-2011/2014-2015 CAPITAL IMPROVEMENTS PROGRAM**

<b>PROJECT TITLE:</b> Robin Road Sewer Improvements	<b>PROJECT CATEGORY:</b> Wastewater
<b>PROJECT NUMBER:</b> 810807	<b>COUNCIL DISTRICT #</b> 2
<b>DIVISION:</b> Utilities	<b>DEPARTMENT:</b> Wastewater

**PROJECT BUDGET**

**REVENUE BREAKDOWN**

REVENUE SOURCES					REVENUE BONDS-2004	TOTAL
PRIOR BDGTS					598,500	598,500
PRIOR EXP					306,621	306,621
BUDGET C/0					291,879	291,879
2010-2011						
2011-2012						
2012-2013						
2013-2014						
2014-2015						
BEYOND 2015						
<b>TOTAL COST</b>					598,500	598,500

**EXPENDITURE BREAKDOWN**

EXPENDITURE BREAKDOWN	ENGINEERING	TESTING	LAND ACQUISITION	CONSTRUCTION	OTHER	TOTAL
PRIOR BDGTS	65,000	2,900		530,600		598,500
2010-2011						
2011-2012						
2012-2013						
2013-2014						
2014-2015						
BEYOND 2015						
<b>TOTAL COST</b>	65,000	2,900		530,600		598,500

**PROJECT SPECIFICATIONS**

<b>PROJECT DESCRIPTION:</b> Construction of a gravity sewer system and lift station to serve homes on Robin Road and businesses along Masonic Drive.
<b>PROJECT JUSTIFICATION:</b> Homes in this area could not be served by the City's existing sewer at Courtland Place due to insufficient grade. The homes along Robin Road were annexed into the City limits last year and many have failing septic systems.
<b>PROJECT PRIORITY:</b> B
<b>START DATE:</b> 2007 <b>EST TIME TO COMPLETE:</b> 1 Year
<b>OPERATING BUDGET EFFECT:</b> <input type="checkbox"/> NONE <input checked="" type="checkbox"/> X <input type="checkbox"/> N/A <input type="checkbox"/> SEE DETAIL

**SHEET A 2010-2011/2014-2015 CAPITAL IMPROVEMENTS PROGRAM**

<b>PROJECT TITLE:</b> Azalea Lane Sewer Extension	<b>PROJECT CATEGORY:</b> Wastewater
<b>PROJECT NUMBER:</b> 810808	<b>COUNCIL DISTRICT #</b> 2
<b>DIVISION:</b> Utilities	<b>DEPARTMENT:</b> Wastewater

**PROJECT BUDGET****REVENUE BREAKDOWN**

REVENUE SOURCES					REVENUE BONDS-2004	TOTAL
PRIOR BDGTS					311,500	311,500
PRIOR EXP					307,933	307,933
BUDGET C/0					3,567	3,567
2010-2011						
2011-2012						
2012-2013						
2013-2014						
2014-2015						
BEYOND 2015						
<b>TOTAL COST</b>					311,500	311,500

**EXPENDITURE BREAKDOWN**

EXPENDITURE BREAKDOWN	ENGINEERING	TESTING	LAND ACQUISITION	CONSTRUCTION	OTHER	TOTAL
PRIOR BDGTS	42,000	1,900	14,000	253,600		311,500
2010-2011						
2011-2012						
2012-2013						
2013-2014						
2014-2015						
BEYOND 2015						
<b>TOTAL COST</b>	42,000	1,900	14,000	253,600		311,500

**PROJECT SPECIFICATIONS****PROJECT DESCRIPTION:**

Construction of approximately 1,500 feet of 8" gravity sewer along Horseshoe Drive and Azalea Lane.

**PROJECT JUSTIFICATION:**

Azalea Lane residents recently requested annexation into the City limits due to the need for sanitary sewer.

**PROJECT PRIORITY:** A

**START DATE:** 2006

**EST TIME TO COMPLETE:** 2-3 months

**OPERATING BUDGET EFFECT:**

NONE

N/A

SEE DETAIL

**SHEET A 2010-2011/2014-2015 CAPITAL IMPROVEMENTS PROGRAM**

<b>PROJECT TITLE:</b> Shirley Park Lift Station Replacement	<b>PROJECT CATEGORY:</b> Wastewater
<b>PROJECT NUMBER:</b> 810901	<b>COUNCIL DISTRICT #</b> 2
<b>DIVISION:</b> Utilities	<b>DEPARTMENT:</b> Wastewater

**PROJECT BUDGET****REVENUE BREAKDOWN**

REVENUE SOURCES					UTILITY FUND	TOTAL
PRIOR BDGTS					23,550	23,550
PRIOR EXP						
BUDGET C/0					23,550	23,550
2010-2011						
2011-2012						
2012-2013					587,450	587,450
2013-2014						
2014-2015						
BEYOND 2015						
<b>TOTAL COST</b>					611,000	611,000

**EXPENDITURE BREAKDOWN**

EXPENDITURE BREAKDOWN	ENGINEERING	TESTING	LAND ACQUISITION	CONSTRUCTION	OTHER	TOTAL
PRIOR BDGTS	23,550					23,550
2010-2011						
2011-2012						
2012-2013	56,000	2,950		528,500		587,450
2013-2014						
2014-2015						
BEYOND 2015						
<b>TOTAL COST</b>	79,550	2,950		528,500		611,000

**PROJECT SPECIFICATIONS****PROJECT DESCRIPTION:**

Installation of a modern below ground duplex pump package with high efficiency pumps.

**PROJECT JUSTIFICATION:**

Existing station is equipped with an antiquated horizontal axial flow pump. Parts and support are no longer available.

**PROJECT PRIORITY:** A

**START DATE:** 2006

**EST TIME TO COMPLETE:** 6 months

**OPERATING BUDGET EFFECT:**

NONE

N/A

SEE DETAIL

**SHEET A 2010-2011/2014-2015 CAPITAL IMPROVEMENTS PROGRAM**

<b>PROJECT TITLE:</b> England Air Park Lift Station	<b>PROJECT CATEGORY:</b> Wastewater
<b>PROJECT NUMBER:</b> 810902	<b>COUNCIL DISTRICT #</b> 2
<b>DIVISION:</b> Utilities	<b>DEPARTMENT:</b> Wastewater

**PROJECT BUDGET**

**REVENUE BREAKDOWN**

REVENUE SOURCES				STATE DEQ LOAN	UTILITY FUND	TOTAL
PRIOR BDGTS					60,000	60,000
PRIOR EXP						
BUDGET C/0					60,000	60,000
2010-2011						
2011-2012						
2012-2013						
2013-2014						
2014-2015						
BEYOND 2015				800,000		800,000
<b>TOTAL COST</b>				<b>800,000</b>	<b>60,000</b>	<b>860,000</b>

**EXPENDITURE BREAKDOWN**

EXPENDITURE BREAKDOWN	ENGINEERING	TESTING	LAND ACQUISITION	CONSTRUCTION	OTHER	TOTAL
PRIOR BDGTS	45,000	1,500		13,500		60,000
2010-2011						
2011-2012						
2012-2013						
2013-2014						
2014-2015						
BEYOND 2015	71,000	1,000		728,000		800,000
<b>TOTAL COST</b>	<b>116,000</b>	<b>2,500</b>		<b>741,500</b>		<b>860,000</b>

**PROJECT SPECIFICATIONS**

<b>PROJECT DESCRIPTION:</b> Installation of modern underground duplex pump station.			
<b>PROJECT JUSTIFICATION:</b> Existing station is in poor condition and needs replacement. Parts for this type of station are obsolete. Replacement would be more efficient.			
<b>PROJECT PRIORITY:</b>	A	<b>EST TIME TO COMPLETE:</b>	2-3 months
<b>START DATE:</b>	2006	<b>OPERATING BUDGET EFFECT:</b>	
	<input type="checkbox"/> NONE	<input checked="" type="checkbox"/> X <input type="checkbox"/> N/A	<input type="checkbox"/> SEE DETAIL

## SHEET A 2010-2011/2014-2015 CAPITAL IMPROVEMENTS PROGRAM

<b>PROJECT TITLE:</b> Control Panel Upgrades	<b>PROJECT CATEGORY:</b> Wastewater
<b>PROJECT NUMBER:</b> 810903	<b>COUNCIL DISTRICT #</b> All
<b>DIVISION:</b> Utilities	<b>DEPARTMENT:</b> Wastewater

## PROJECT BUDGET

## REVENUE BREAKDOWN

REVENUE SOURCES					UTILITY FUND	TOTAL
PRIOR BDGTS					142,000	142,000
PRIOR EXP						
BUDGET C/0					142,000	142,000
2010-2011					299,200	299,200
2011-2012						
2012-2013						
2013-2014						
2014-2015						
BEYOND 2015						
<b>TOTAL COST</b>					<b>441,200</b>	<b>441,200</b>

## EXPENDITURE BREAKDOWN

EXPENDITURE BREAKDOWN	ENGINEERING	TESTING	LAND ACQUISITION	CONSTRUCTION	OTHER	TOTAL
PRIOR BDGTS	60,000			82,000		142,000
2010-2011				299,200		299,200
2011-2012						
2012-2013						
2013-2014						
2014-2015						
BEYOND 2015						
<b>TOTAL COST</b>	<b>60,000</b>			<b>381,200</b>		<b>441,200</b>

## PROJECT SPECIFICATIONS

## PROJECT DESCRIPTION:

Change out existing control panels and miscellaneous electrical at Casson Street, Masonic Drive, Upper Third, and Atwood Pumping Stations.

## PROJECT JUSTIFICATION:

Existing control panels are antiquated and high maintenance. Replace with modern PLC controllers. Lighting and switches are worn and in need of replacement.

## PROJECT PRIORITY:

A

## START DATE:

2007

## EST TIME TO COMPLETE:

6 months

## OPERATING BUDGET EFFECT:

 NONE

 X  N/A

 SEE DETAIL

## SHEET A 2010-2011/2014-2015 CAPITAL IMPROVEMENTS PROGRAM

<b>PROJECT TITLE:</b> Collection/Treatment Painting Project	<b>PROJECT CATEGORY:</b> Wastewater
<b>PROJECT NUMBER:</b> 810904	<b>COUNCIL DISTRICT #</b> 2
<b>DIVISION:</b> Utilities	<b>DEPARTMENT:</b> Wastewater

## PROJECT BUDGET

## REVENUE BREAKDOWN

REVENUE SOURCES					UTILITY FUND	TOTAL
PRIOR BDGTS					75,000	75,000
PRIOR EXP						
BUDGET C/0					75,000	75,000
2010-2011					715,000	715,000
2011-2012						
2012-2013						
2013-2014						
2014-2015						
BEYOND 2015						
<b>TOTAL COST</b>					790,000	790,000

## EXPENDITURE BREAKDOWN

EXPENDITURE BREAKDOWN	ENGINEERING	TESTING	LAND ACQUISITION	CONSTRUCTION	OTHER	TOTAL
PRIOR BDGTS	75,000					75,000
2010-2011				715,000		715,000
2011-2012						
2012-2013						
2013-2014						
2014-2015						
BEYOND 2015						
<b>TOTAL COST</b>	75,000			715,000		790,000

## PROJECT SPECIFICATIONS

## PROJECT DESCRIPTION:

Painting of buildings & equipment at the following locations: Casson Street Lift Station, Masonic Drive Lift Station, Atwood Lift Station, In-Plant Lift Station, Sludge Thickener Tanks and Sludge Hopper at Solids Handling Building.

## PROJECT JUSTIFICATION:

Paint on these structures and equipment is severely deteriorated. Work is needed to maintain structural integrity.

## PROJECT PRIORITY:

A

START DATE: 2005

EST TIME TO COMPLETE:

As needed

## OPERATING BUDGET EFFECT:

 NONE

 X  N/A

 SEE DETAIL

**SHEET A 2010-2011/2014-2015 CAPITAL IMPROVEMENTS PROGRAM**

<b>PROJECT TITLE:</b> Influent Flow Meter Vault	<b>PROJECT CATEGORY:</b> Wastewater
<b>PROJECT NUMBER:</b> 810905	<b>COUNCIL DISTRICT #</b> 2
<b>DIVISION:</b> Utilities	<b>DEPARTMENT:</b> Wastewater

**PROJECT BUDGET****REVENUE BREAKDOWN**

REVENUE SOURCES				STATE DEQ LOAN	UTILITY FUND	TOTAL
PRIOR BDGTS					35,000	35,000
PRIOR EXP						
BUDGET C/0					35,000	35,000
2010-2011						
2011-2012						
2012-2013						
2013-2014						
2014-2015						
BEYOND 2015				300,000		300,000
<b>TOTAL COST</b>				300,000	35,000	335,000

**EXPENDITURE BREAKDOWN**

EXPENDITURE BREAKDOWN	ENGINEERING	TESTING	LAND ACQUISITION	CONSTRUCTION	OTHER	TOTAL
PRIOR BDGTS	35,000					35,000
2010-2011						
2011-2012						
2012-2013						
2013-2014						
2014-2015						
BEYOND 2015		3,000		297,000		300,000
<b>TOTAL COST</b>	35,000	3,000		297,000		335,000

**PROJECT SPECIFICATIONS****PROJECT DESCRIPTION:**

Construction of concrete vault to house influent force main and flow meter.

**PROJECT JUSTIFICATION:**

Existing influent flow meter is obsolete and parts are no longer available. Recommend replacement with modern ultra-sonic metering device in a concrete vault with enclosure for influent sampling device.

**PROJECT PRIORITY:** A

**START DATE:** N/A

**EST TIME TO COMPLETE:** 6 months

**OPERATING BUDGET EFFECT:**

NONE

N/A

SEE DETAIL

**SHEET A 2010-2011/2014-2015 CAPITAL IMPROVEMENTS PROGRAM**

<b>PROJECT TITLE:</b> Atwood Lift Station Odor Control	<b>PROJECT CATEGORY:</b> Wastewater
<b>PROJECT NUMBER:</b> N/A	<b>COUNCIL DISTRICT #</b> 2
<b>DIVISION:</b> Utilities	<b>DEPARTMENT:</b> Wastewater

**PROJECT BUDGET**

**REVENUE BREAKDOWN**

REVENUE SOURCES					UTILITY FUND	TOTAL
PRIOR BDGTS						
PRIOR EXP						
BUDGET C/O						
2010-2011						
2011-2012						
2012-2013					95,000	95,000
2013-2014						
2014-2015						
BEYOND 2015						
<b>TOTAL COST</b>					95,000	95,000

**EXPENDITURE BREAKDOWN**

EXPENDITURE BREAKDOWN	ENGINEERING	TESTING	LAND ACQUISITION	CONSTRUCTION	OTHER	TOTAL
PRIOR BDGTS						
2010-2011						
2011-2012						
2012-2013	15,000			80,000		95,000
2013-2014						
2014-2015						
BEYOND 2015						
<b>TOTAL COST</b>	15,000			80,000		95,000

**PROJECT SPECIFICATIONS**

**PROJECT DESCRIPTION:**  
Construction of Odor Control System at Atwood Lift Station.

**PROJECT JUSTIFICATION:**  
Very high levels of hydrogen sulfide are currently being emitted from this lift station. The City has received numerous complaints about odors at this site. The system will render this station odor free.

**PROJECT PRIORITY:** A

**START DATE:** 2006      **EST TIME TO COMPLETE:** 2-3 months

**OPERATING BUDGET EFFECT:**  
 NONE       N/A       SEE DETAIL

**SHEET A 2010-2011/2014-2015 CAPITAL IMPROVEMENTS PROGRAM**

<b>PROJECT TITLE:</b> Treatment Plant Drainage	<b>PROJECT CATEGORY:</b> Wastewater
<b>PROJECT NUMBER:</b> N/A	<b>COUNCIL DISTRICT #</b> 2
<b>DIVISION:</b> Utilities	<b>DEPARTMENT:</b> Wastewater

**PROJECT BUDGET**

**REVENUE BREAKDOWN**

REVENUE SOURCES					UTILITY FUND	TOTAL
PRIOR BDGTS						
PRIOR EXP						
BUDGET C/0						
2010-2011						
2011-2012						
2012-2013					465,000	465,000
2013-2014						
2014-2015						
BEYOND 2015						
<b>TOTAL COST</b>					465,000	465,000

**EXPENDITURE BREAKDOWN**

EXPENDITURE BREAKDOWN	ENGINEERING	TESTING	LAND ACQUISITION	CONSTRUCTION	OTHER	TOTAL
PRIOR BDGTS						
2010-2011						
2011-2012						
2012-2013	65,000			400,000		465,000
2013-2014						
2014-2015						
BEYOND 2015						
<b>TOTAL COST</b>	65,000			400,000		465,000

**PROJECT SPECIFICATIONS**

<b>PROJECT DESCRIPTION:</b> Replacement of 54" existing drain under Kansas City Southern Railroad at the Treatment Plant.	
<b>PROJECT JUSTIFICATION:</b> Existing drainage under railroad is inadequate. With proposed storm water regulation at the Wastewater Treatment Plant, this project is needed to move stormwater through the Plant.	
<b>PROJECT PRIORITY:</b> A	<b>EST TIME TO COMPLETE:</b> 6 months
<b>START DATE:</b> N/A	<b>OPERATING BUDGET EFFECT:</b>
<input type="checkbox"/> NONE	<input checked="" type="checkbox"/> SEE DETAIL

**SHEET A 2010-2011/2014-2015 CAPITAL IMPROVEMENTS PROGRAM**

<b>PROJECT TITLE:</b> In-Plant Lift Station Stand-By Power	<b>PROJECT CATEGORY:</b> Wastewater
<b>PROJECT NUMBER:</b> N/A	<b>COUNCIL DISTRICT #</b> 2
<b>DIVISION:</b> Utilities	<b>DEPARTMENT:</b> Wastewater

**PROJECT BUDGET**

**REVENUE BREAKDOWN**

REVENUE SOURCES					UTILITY FUND	TOTAL
PRIOR BDGTS						
PRIOR EXP						
BUDGET C/0						
2010-2011						
2011-2012						
2012-2013					256,400	256,400
2013-2014						
2014-2015						
BEYOND 2015						
<b>TOTAL COST</b>					256,400	256,400

**EXPENDITURE BREAKDOWN**

EXPENDITURE BREAKDOWN	ENGINEERING	TESTING	LAND ACQUISITION	CONSTRUCTION	OTHER	TOTAL
PRIOR BDGTS						
2010-2011						
2011-2012						
2012-2013	21,400	1,000		234,000		256,400
2013-2014						
2014-2015						
BEYOND 2015						
<b>TOTAL COST</b>	21,400	1,000		234,000		256,400

**PROJECT SPECIFICATIONS**

<b>PROJECT DESCRIPTION:</b> Addition of Stand-By Power Unit at Treatment Plant In-Plant Lift Station.	
<b>PROJECT JUSTIFICATION:</b> In the event of natural disaster and electrical power is unavailable, this will ensure normal treatment of our wastewater without interruption.	
<b>PROJECT PRIORITY:</b> A	<b>EST TIME TO COMPLETE:</b> 6 months
<b>START DATE:</b> 2006	
<b>OPERATING BUDGET EFFECT:</b>	
<input type="checkbox"/> NONE	<input checked="" type="checkbox"/> N/A
	<input type="checkbox"/> SEE DETAIL

**2010-2011/2014-2015 CAPITAL IMPROVEMENTS BUDGET**

**\*\*\*This Page Left Blank\*\*\***

P. OTHER



TABLE OF CONTENTS

	<u>OTHER</u>		<u>PAGE</u>
860701	Telephone Network Upgrade	.....	4
860702	GIS System/GPS Equipment	.....	5
860901	Radio Antennae-Coliseum Boulevard	.....	6

2010-2011

**COMBINED CAPITAL PROJECTS  
SOURCES OF FUNDING SUMMARY**

**OTHER**

PROJECT IDENTIFICATION	SALES TAXES	SALES TX BONDS 08	LTD TX BOND 08	AD VAL TAX- 08	FEDERAL FUNDS	STATE FUNDS	UTILITY FUND	OTHER	TOTALS
Telephone Network Upgrade							500,000		500,000
GIS System/GPS Equipment							300,000		300,000
<b>Total Other</b>	0	0	0	0	0	0	800,000	0	800,000
<b>Total Utility Capital</b>	0	0	0	0	(125,000)	4,512,000	5,320,140	0	9,707,140

2010-2011

ENTERPRISE CAPITAL PROJECTS  
FIVE YEAR CAPITAL PLAN

OTHER

PROJ #	PROJECT IDENTIFICATION	BUDGET C/O	FISCAL YEAR					TOTAL 5 YEAR	BEYOND 2015	TOTAL COST	
			10-11	11-12	12-13	13-14	14-15				
860701	Telephone Network Upgrade	€ 86,955	500,000					500,000		586,955	
860702	GIS System/GPS Equipment	€ 448,106	300,000	100,000	100,000			500,000		948,106	
860901	Radio Antennae-Coliseum	@ 30,610						0		30,610	
<b>Total Other</b>			565,671	800,000	100,000	100,000	0	0	1,000,000	0	1,565,671
<b>TOTAL UTILITY CAPITAL</b>			9,776,030	9,707,140	3,070,000	2,518,850	765,000	765,000	16,770,990	47,068,119	73,615,139

\* Project Number to be Assigned

@ New or Revised Projects

Projects to be closed

**SHEET A 2010-2011/2014-2015 CAPITAL IMPROVEMENTS PROGRAM**

<b>PROJECT TITLE:</b> Telephone Network Upgrade	<b>PROJECT CATEGORY:</b> Other
<b>PROJECT NUMBER:</b> 860701	<b>COUNCIL DISTRICT #</b> N/A
<b>DIVISION:</b> Finance	<b>DEPARTMENT:</b> Various

**PROJECT BUDGET**

**REVENUE BREAKDOWN**

REVENUE SOURCES					UTILITY FUND	TOTAL
PRIOR BDGTS					1,500,000	1,500,000
PRIOR EXP					1,413,045	1,413,045
BUDGET C/0					86,955	86,955
2010-2011					500,000	500,000
2011-2012						
2012-2013						
2013-2014						
2014-2015						
BEYOND 2015						
<b>TOTAL COST</b>					<b>2,000,000</b>	<b>2,000,000</b>

**EXPENDITURE BREAKDOWN**

EXPENDITURE BREAKDOWN	ENGINEERING	TESTING	LAND ACQUISITION	CONSTRUCTION	OTHER	TOTAL
PRIOR BDGTS					1,500,000	1,500,000
2010-2011					500,000	500,000
2011-2012						
2012-2013						
2013-2014						
2014-2015						
BEYOND 2015						
<b>TOTAL COST</b>					<b>2,000,000</b>	<b>2,000,000</b>

**PROJECT SPECIFICATIONS**

<b>PROJECT DESCRIPTION:</b> Upgrade existing telephone network to be self reliant. Will allow phone communications between all city facilities to continue without interruption in service from Bell South is lost.			
<b>PROJECT JUSTIFICATION:</b> Eliminate dependence on Bell South and problems with old phone lines that Bell South refuses to replace. Creates redundancy where a single point of failure will not effect telephone network. All sites will be capable of running on their own without being connected to City Hall. No limitations on voice calls between facilities. All facilities would have features that the central switch has. All future upgrades can be done at once instead of at each different facility. Upgrades can be done without shutting down the entire telephone network.			
<b>PROJECT PRIORITY:</b>	A	<b>EST TIME TO COMPLETE:</b>	As Needed
<b>START DATE:</b>	2003	<b>OPERATING BUDGET EFFECT:</b>	NONE
		X	N/A
			SEE DETAIL

**SHEET A 2010-2011/2014-2015 CAPITAL IMPROVEMENTS PROGRAM**

<b>PROJECT TITLE:</b> GIS System/GPS Equipment	<b>PROJECT CATEGORY:</b> Other
<b>PROJECT NUMBER:</b> 860702	<b>COUNCIL DISTRICT #</b> N/A
<b>DIVISION:</b> Finance	<b>DEPARTMENT:</b> Various

**PROJECT BUDGET**

**REVENUE BREAKDOWN**

REVENUE SOURCES					UTILITY FUND	TOTAL
PRIOR BDGTS					860,500	860,500
PRIOR EXP					412,394	412,394
BUDGET C/0					448,106	448,106
2010-2011					300,000	300,000
2011-2012					100,000	100,000
2012-2013					100,000	100,000
2013-2014						
2014-2015						
BEYOND 2015						
<b>TOTAL COST</b>					1,360,500	1,360,500

**EXPENDITURE BREAKDOWN**

EXPENDITURE BREAKDOWN	ENGINEERING	TESTING	LAND ACQUISITION	CONSTRUCTION	OTHER	TOTAL
PRIOR BDGTS					860,500	860,500
2010-2011					300,000	300,000
2011-2012					100,000	100,000
2012-2013					100,000	100,000
2013-2014						
2014-2015						
BEYOND 2015						
<b>TOTAL COST</b>					1,360,500	1,360,500

**PROJECT SPECIFICATIONS**

<b>PROJECT DESCRIPTION:</b> Create a GIS system for city wide usage.			
<b>PROJECT JUSTIFICATION:</b> City is currently without GIS service. This project will enhance operations in Electric, Water, Gas, Wastewater, Engineering, Finance, Streets, Traffic, Building Inspection, Police and Fire by identifying each 911 address, existing utilities, streets, and drainage structures.			
<b>PROJECT PRIORITY:</b>	A	<b>EST TIME TO COMPLETE:</b>	As Needed
<b>START DATE:</b>	2007	<b>OPERATING BUDGET EFFECT:</b>	SEE DETAIL
	<input type="checkbox"/> NONE	<input checked="" type="checkbox"/> N/A	

**SHEET A 2010-2011/2014-2015 CAPITAL IMPROVEMENTS PROGRAM**

<b>PROJECT TITLE:</b> Radio Antennae-Coliseum	<b>PROJECT CATEGORY:</b> Other
<b>PROJECT NUMBER:</b> 860901	<b>COUNCIL DISTRICT #</b> N/A
<b>DIVISION:</b> Finance	<b>DEPARTMENT:</b> Various

**PROJECT BUDGET**

**REVENUE BREAKDOWN**

REVENUE SOURCES					UTILITY FUND	TOTAL
PRIOR BDGTS					75,000	75,000
PRIOR EXP					44,390	44,390
BUDGET C/0					30,610	30,610
2010-2011						
2011-2012						
2012-2013						
2013-2014						
2014-2015						
BEYOND 2015						
<b>TOTAL COST</b>					75,000	75,000

**EXPENDITURE BREAKDOWN**

EXPENDITURE BREAKDOWN	ENGINEERING	TESTING	LAND ACQUISITION	CONSTRUCTION	OTHER	TOTAL
PRIOR BDGTS				75,000		75,000
2010-2011						
2011-2012						
2012-2013						
2013-2014						
2014-2015						
BEYOND 2015						
<b>TOTAL COST</b>				75,000		75,000

**PROJECT SPECIFICATIONS**

<b>PROJECT DESCRIPTION:</b> Extend the existing radio tower from 180' to 250'.
<b>PROJECT JUSTIFICATION:</b> This will improve the effective range of the City's radio system, including Water Telemetry at the Kisatchie Well Field.
<b>PROJECT PRIORITY:</b> A <b>START DATE:</b> 2009 <b>EST TIME TO COMPLETE:</b> 1 Year <b>OPERATING BUDGET EFFECT:</b> <input type="checkbox"/> NONE <input checked="" type="checkbox"/> X <input type="checkbox"/> N/A <input type="checkbox"/> SEE DETAIL

## Q. MUNICIPAL TRANSIT



TABLE OF CONTENTS

	<u>MUNICIPAL TRANSIT</u>	<u>PAGE</u>
709702	Support Equipment .....	4
709709	Elderly/Handicap Vans .....	5
709710	Replace Support Vehicles .....	6
709712	Buses .....	7
709714	Replace Signage .....	8
709716	New Terminal .....	9
709717	ADP Hardware .....	10
709718	ADA Vehicle Equipment .....	11
709719	Spare Parts .....	12

2010-2011

**COMBINED CAPITAL PROJECTS  
SOURCES OF FUNDING SUMMARY**

**MUNICIPAL TRANSIT SYSTEM**

PROJECT IDENTIFICATION	SALES TAXES	SALES TX BONDS 08	LTD TX BOND 08	AD VAL TAX- 08	FEDERAL FUNDS	STATE FUNDS	UTILITY FUND	OTHER	TOTALS
Total Transit Capital	0	0	0	0	0	0	0	0	0

2010-2011

ENTERPRISE CAPITAL PROJECTS  
FIVE YEAR CAPITAL PLAN

MUNICIPAL TRANSIT

PROJ #	PROJECT IDENTIFICATION	BUDGET C/O	FISCAL YEAR					TOTAL 5 YEAR	BEYOND 2014	TOTAL COST
			10-11	11-12	12-13	13-14	14-15			
709702	Support Equipment	20,212						0		20,212
709709	Elderly/Handicap Vans	(35,614)						0		(35,614)
709710	Replace Support Vehicles	3,084						0		3,084
709712	Buses	1,356,250						0		1,356,250
709714	Replace Signage	2,794						0		2,794
709716	New Terminal	0						0	3,900,000	3,900,000
709717	ADP Hardware	95						0		95
709718	ADA Vehicle Equipment	25,000						0		25,000
709719	Spare Parts	56,597						0		56,597
<b>TOTAL TRANSIT</b>		<b>1,428,418</b>	<b>0</b>	<b>0</b>	<b>0</b>	<b>0</b>	<b>0</b>	<b>0</b>	<b>3,900,000</b>	<b>5,328,418</b>

- \* Project Number to be Assigned
- @ New or Revised Projects
- Projects to be closed

**SHEET A 2010-2011/2014-2015 CAPITAL IMPROVEMENTS PROGRAM**

<b>PROJECT TITLE:</b> Support Equipment	<b>PROJECT CATEGORY:</b> Municipal Transit
<b>PROJECT NUMBER:</b> 709702	<b>COUNCIL DISTRICT #</b> N/A
<b>DIVISION:</b> Public Works	<b>DEPARTMENT:</b> Municipal Transit

**PROJECT BUDGET**

**REVENUE BREAKDOWN**

REVENUE SOURCES				SALES TAX	FEDERAL FUNDS	TOTAL
PRIOR BDGTS				5,000	20,000	25,000
PRIOR EXP				958	3,830	4,788
BUDGET C/0				4,042	16,170	20,212
2010-2011						
2011-2012						
2012-2013						
2013-2014						
2014-2015						
BEYOND 2015						
<b>TOTAL COST</b>				5,000	20,000	25,000

**EXPENDITURE BREAKDOWN**

EXPENDITURE BREAKDOWN	ENGINEERING	TESTING	LAND ACQUISITION	CONSTRUCTION	OTHER	TOTAL
PRIOR BDGTS					25,000	25,000
2010-2011						
2011-2012						
2012-2013						
2013-2014						
2014-2015						
BEYOND 2015						
<b>TOTAL COST</b>					25,000	25,000

**PROJECT SPECIFICATIONS**

<b>PROJECT DESCRIPTION:</b>			
<b>PROJECT JUSTIFICATION:</b>			
<b>PROJECT PRIORITY:</b>	B	<b>EST TIME TO COMPLETE:</b>	N/A
<b>START DATE:</b>	N/A	<b>OPERATING BUDGET EFFECT:</b>	NONE
		X	N/A
			SEE DETAIL

**SHEET A 2010-2011/2014-2015 CAPITAL IMPROVEMENTS PROGRAM**

<b>PROJECT TITLE:</b> Elderly/Handicap Vans	<b>PROJECT CATEGORY:</b> Municipal Transit
<b>PROJECT NUMBER:</b> 709709	<b>COUNCIL DISTRICT #</b> N/A
<b>DIVISION:</b> Public Works	<b>DEPARTMENT:</b> Municipal Transit

**PROJECT BUDGET**

**REVENUE BREAKDOWN**

REVENUE SOURCES					FEDERAL FUNDS	TOTAL
PRIOR BDGTS					283,712	283,712
PRIOR EXP					319,326	319,326
BUDGET C/0					(35,614)	(35,614)
2010-2011						
2011-2012						
2012-2013						
2013-2014						
2014-2015						
BEYOND 2015						
<b>TOTAL COST</b>					283,712	283,712

**EXPENDITURE BREAKDOWN**

EXPENDITURE BREAKDOWN	ENGINEERING	TESTING	LAND ACQUISITION	CONSTRUCTION	OTHER	TOTAL
PRIOR BDGTS					283,712	283,712
2010-2011						
2011-2012						
2012-2013						
2013-2014						
2014-2015						
BEYOND 2015						
<b>TOTAL COST</b>					283,712	283,712

**PROJECT SPECIFICATIONS**

<b>PROJECT DESCRIPTION:</b>			
<b>PROJECT JUSTIFICATION:</b>			
<b>PROJECT PRIORITY:</b>	A	<b>EST TIME TO COMPLETE:</b>	N/A
<b>START DATE:</b>	N/A	<b>OPERATING BUDGET EFFECT:</b>	NONE
			N/A
			SEE DETAIL

**SHEET A 2010-2011/2014-2015 CAPITAL IMPROVEMENTS PROGRAM**

<b>PROJECT TITLE:</b> Replace Support Vehicles	<b>PROJECT CATEGORY:</b> Municipal Transit
<b>PROJECT NUMBER:</b> 709710	<b>COUNCIL DISTRICT #</b> N/A
<b>DIVISION:</b> Public Works	<b>DEPARTMENT:</b> Municipal Transit

**PROJECT BUDGET**

**REVENUE BREAKDOWN**

REVENUE SOURCES				SALES TAX	FEDERAL FUNDS	TOTAL
PRIOR BDGTS				30,853	200,341	231,194
PRIOR EXP				30,236	197,874	228,110
BUDGET C/0				617	2,467	3,084
2010-2011						
2011-2012						
2012-2013						
2013-2014						
2014-2015						
BEYOND 2015						
<b>TOTAL COST</b>				30,853	200,341	231,194

**EXPENDITURE BREAKDOWN**

EXPENDITURE BREAKDOWN	ENGINEERING	TESTING	LAND ACQUISITION	CONSTRUCTION	OTHER	TOTAL
PRIOR BDGTS					231,194	231,194
2010-2011						
2011-2012						
2012-2013						
2013-2014						
2014-2015						
BEYOND 2015						
<b>TOTAL COST</b>					231,194	231,194

**PROJECT SPECIFICATIONS**

<b>PROJECT DESCRIPTION:</b> Replacement of staff vehicles including a shop truck and a staff van used to transport operators to the bus terminal.	
<b>PROJECT JUSTIFICATION:</b> Vehicles are wearing out and are eligible for disposition per FTA regulations.	
<b>PROJECT PRIORITY:</b> A	<b>EST TIME TO COMPLETE:</b> N/A
<b>START DATE:</b> N/A	<b>OPERATING BUDGET EFFECT:</b> NONE N/A SEE DETAIL

**SHEET A 2010-2011/2014-2015 CAPITAL IMPROVEMENTS PROGRAM**

<b>PROJECT TITLE:</b> Buses	<b>PROJECT CATEGORY:</b> Municipal Transit
<b>PROJECT NUMBER:</b> 709712	<b>COUNCIL DISTRICT #</b> N/A
<b>DIVISION:</b> Public Works	<b>DEPARTMENT:</b> Municipal Transit

**PROJECT BUDGET**

**REVENUE BREAKDOWN**

REVENUE SOURCES				SALES TAX	FEDERAL FUNDS	TOTAL
PRIOR BDGTS				350,533	2,123,659	2,474,192
PRIOR EXP				244,283	873,659	1,117,942
BUDGET C/0				106,250	1,250,000	1,356,250
2010-2011						
2011-2012						
2012-2013						
2013-2014						
2014-2015						
BEYOND 2015						
<b>TOTAL COST</b>				350,533	2,123,659	2,474,192

**EXPENDITURE BREAKDOWN**

EXPENDITURE BREAKDOWN	ENGINEERING	TESTING	LAND ACQUISITION	CONSTRUCTION	OTHER	TOTAL
PRIOR BDGTS					2,474,192	2,474,192
2010-2011						
2011-2012						
2012-2013						
2013-2014						
2014-2015						
BEYOND 2015						
<b>TOTAL COST</b>					2,474,192	2,474,192

**PROJECT SPECIFICATIONS**

<b>PROJECT DESCRIPTION:</b>			
<b>PROJECT JUSTIFICATION:</b>			
<b>PROJECT PRIORITY:</b>	A	<b>EST TIME TO COMPLETE:</b>	N/A
<b>START DATE:</b>	N/A		
<b>OPERATING BUDGET EFFECT:</b>	<input type="checkbox"/> NONE	<input type="checkbox"/> N/A	<input type="checkbox"/> SEE DETAIL

**SHEET A 2010-2011/2014-2015 CAPITAL IMPROVEMENTS PROGRAM**

<b>PROJECT TITLE:</b> Replace Signage	<b>PROJECT CATEGORY:</b> Municipal Transit
<b>PROJECT NUMBER:</b> 709714	<b>COUNCIL DISTRICT #</b> N/A
<b>DIVISION:</b> Public Works	<b>DEPARTMENT:</b> Municipal Transit

**PROJECT BUDGET**

**REVENUE BREAKDOWN**

REVENUE SOURCES				SALES TAX	FEDERAL FUNDS	TOTAL
PRIOR BDGTS				3,981	15,922	19,903
PRIOR EXP				3,422	13,687	17,109
BUDGET C/0				559	2,235	2,794
2010-2011						
2011-2012						
2012-2013						
2013-2014						
2014-2015						
BEYOND 2015						
<b>TOTAL COST</b>				3,981	15,922	19,903

**EXPENDITURE BREAKDOWN**

EXPENDITURE BREAKDOWN	ENGINEERING	TESTING	LAND ACQUISITION	CONSTRUCTION	OTHER	TOTAL
PRIOR BDGTS					19,903	19,903
2010-2011						
2011-2012						
2012-2013						
2013-2014						
2014-2015						
BEYOND 2015						
<b>TOTAL COST</b>					19,903	19,903

**PROJECT SPECIFICATIONS**

<b>PROJECT DESCRIPTION:</b>			
<b>PROJECT JUSTIFICATION:</b>			
<b>PROJECT PRIORITY:</b>	A	<b>EST TIME TO COMPLETE:</b>	N/A
<b>START DATE:</b>	N/A	<b>OPERATING BUDGET EFFECT:</b>	NONE
			N/A
			SEE DETAIL

## SHEET A 2010-2011/2014-2015 CAPITAL IMPROVEMENTS PROGRAM

<b>PROJECT TITLE:</b> New Terminal	<b>PROJECT CATEGORY:</b> Municipal Transit
<b>PROJECT NUMBER:</b> 709716	<b>COUNCIL DISTRICT #</b> N/A
<b>DIVISION:</b> Public Works	<b>DEPARTMENT:</b> Municipal Transit

## PROJECT BUDGET

## REVENUE BREAKDOWN

REVENUE SOURCES				SALES TAX	FEDERAL FUNDS	TOTAL
PRIOR BDGTS				195,213		195,213
PRIOR EXP				195,213		195,213
BUDGET C/0				0		0
2010-2011						
2011-2012						
2012-2013						
2013-2014						
2014-2015						
BEYOND 2015				780,000	3,120,000	3,900,000
<b>TOTAL COST</b>				<b>975,213</b>	<b>3,120,000</b>	<b>4,095,213</b>

## EXPENDITURE BREAKDOWN

EXPENDITURE BREAKDOWN	ENGINEERING	TESTING	LAND ACQUISITION	CONSTRUCTION	OTHER	TOTAL
PRIOR BDGTS			146,500		48,713	195,213
2010-2011						
2011-2012						
2012-2013						
2013-2014						
2014-2015						
BEYOND 2015	400,000		500,000	3,000,000		3,900,000
<b>TOTAL COST</b>	<b>400,000</b>		<b>646,500</b>	<b>3,000,000</b>	<b>48,713</b>	<b>4,095,213</b>

## PROJECT SPECIFICATIONS

## PROJECT DESCRIPTION:

Construction or purchase of a second transfer terminal on the west side of the city.

## PROJECT JUSTIFICATION:

This would provide a common area for transfers at another central location and will provide better service and travel times for the patrons of the municipal transit system.

PROJECT PRIORITY: A

START DATE: N/A EST TIME TO COMPLETE: N/A

OPERATING BUDGET EFFECT:

NONE

N/A

SEE DETAIL





**SHEET A 2010-2011/2014-2015 CAPITAL IMPROVEMENTS PROGRAM**

<b>PROJECT TITLE:</b> Spare Parts		<b>PROJECT CATEGORY:</b> Municipal Transit	
<b>PROJECT NUMBER:</b> 709719		<b>COUNCIL DISTRICT #</b> N/A	
<b>DIVISION:</b> Public Works		<b>DEPARTMENT:</b> Municipal Transit	

**PROJECT BUDGET**

**REVENUE BREAKDOWN**

REVENUE SOURCES				SALES TAX	FEDERAL FUNDS	TOTAL
PRIOR BDGTS				12,982	51,926	64,908
PRIOR EXP				1,662	6,649	8,311
BUDGET C/0				11,320	45,277	56,597
2010-2011						
2011-2012						
2012-2013						
2013-2014						
2014-2015						
BEYOND 2015						
<b>TOTAL COST</b>				12,982	51,926	64,908

**EXPENDITURE BREAKDOWN**

EXPENDITURE BREAKDOWN	ENGINEERING	TESTING	LAND ACQUISITION	CONSTRUCTION	OTHER	TOTAL
PRIOR BDGTS					64,908	64,908
2010-2011						
2011-2012						
2012-2013						
2013-2014						
2014-2015						
BEYOND 2015						
<b>TOTAL COST</b>					64,908	64,908

**PROJECT SPECIFICATIONS**

<b>PROJECT DESCRIPTION:</b>			
<b>PROJECT JUSTIFICATION:</b>			
<b>PROJECT PRIORITY:</b>	A	<b>EST TIME TO COMPLETE:</b>	N/A
<b>START DATE:</b>	N/A	<b>OPERATING BUDGET EFFECT:</b>	NONE
			N/A
			SEE DETAIL

## R. FIVE YEAR PLAN



**2010-2011**  
**GENERAL CAPITAL PROJECTS**  
**FIVE YEAR CAPITAL PLAN**

**PUBLIC ENTERPRISE**

PROJ #	PROJECT IDENTIFICATION	BUDGET C/O	FISCAL YEAR					TOTAL 5 YEAR	BEYOND 2015	TOTAL COST
			10-11	11-12	12-13	13-14	14-15			
059401	Reserve for Relocation Projects	385,283	135,000	100,000	100,000	100,000	100,000	535,000		920,283
050101	Downtown Theater	34,228						0		34,228
050301	City Hall Plaza Sealing	402,290						0		402,290
050302	Bolton Ave Comm Center Imp @	54,293						0		54,293
050401	Parking Garage Security	37,000						0		37,000
869901	Customer Service Center	120,110						0		120,110
860301	Info Technology Upgrades @	152,577	100,000					100,000		252,577
050701	Animal Shelter Improvements @	114,567	60,000					60,000		174,567
050702	Metal Building-Tire Area	110,572						0		110,572
050708	Convention Hall Improvements	194,384						0		194,384
050710	AUMP Lower Third	3,500,000						0		3,500,000
050801	Building Improvements	492,706	110,000	110,000	110,000	110,000	110,000	550,000		1,042,706
050802	Roof Replacement	911,445	803,000	200,000	200,000	200,000	100,000	1,503,000		2,414,445
050806	Large Truck Wash Renovation	144,905						0		144,905
050807	Harold Miles Park Improvements @	31,869						0	330,000	361,869
050812	Brownsfield Grants	56,074						0		56,074
050903	Fueling Depot Improvements	190,000						0		190,000
050905	City Compound Security Enhancem	43,440						0		43,440
051001	Work Management Software	50,000	30,000	30,000				60,000		110,000
051002	Riverfront Improvements	484,365						0		484,365
051003	Convention Center Improvements	200,292						0		200,292
051004	Demoliton of Stockyard	166,430						0		166,430
051101	Mobile Emergency Equipment		222,300					222,300		222,300
051102	Recreation Operations Building		550,000					550,000		550,000
<b>Total Public Enterprise</b>		<b>7,876,830</b>	<b>2,010,300</b>	<b>440,000</b>	<b>410,000</b>	<b>410,000</b>	<b>310,000</b>	<b>3,580,300</b>	<b>330,000</b>	<b>11,787,130</b>

\* Project Number to be Assigned


@ New or Revised Projects

Projects to be closed

**2010-2011  
GENERAL CAPITAL PROJECTS  
FIVE YEAR CAPITAL PLAN**

**DRAINAGE**


PROJ #	PROJECT IDENTIFICATION	BUDGET C/O	FISCAL YEAR					TOTAL 5 YEAR	BEYOND 2015	TOTAL COST
			10-11	11-12	12-13	13-14	14-15			
259202	Bayou Roberts @ Landmark	48,774						0		48,774
259603	16th St Flood Control Structure	174,987	(174,987)					(174,987)		0
259902	Master Drainage Map Update	45,447	(45,447)					(45,447)		0
250203	Southern Heights Drainage @	214,924	1,035,000					1,035,000		1,249,924
250211	Acquisition-ROW/Servitudes	203,672	60,000	60,000	60,000	60,000	60,000	300,000		503,672
250303	Catch Basins Upgrade	259,005	50,000	50,000	50,000	50,000	50,000	250,000		509,005
250310	Culpepper/Llewellyn Ph 1	78,576						0		78,576
250421	Residential Ditch Closure @	1,658,698	200,000	375,000	375,000	375,000	375,000	1,700,000		3,358,698
250502	WS Bayou/Chatlin/Bennett	99,915	(99,915)					(99,915)		0
250504	Hudson/Natchez-Lincoln	181,279						0		181,279
250508	Drainage/Applebee's Dorchester @	519,147						0		519,147
250509	Elizabeth Street Drainage @	1,458	(1,458)					(1,458)		0
250511	Prescott/Shirley Park-Texas @	793,717						0		793,717
250512	Pump Station Repairs	84,012	10,000	10,000	10,000	10,000	10,000	50,000		134,012
250604	Chatlain Lake-Willow Glen Hudson	84,320	150,000	1,378,000				1,528,000		1,612,320
250801	Ellis & Paul Drainage & Outfall	535,000						0		535,000
250803	Woodale Outfall/ Railrd Ave Ph1	1,046,144						0		1,046,144
250901	City Wide Drainage Improvemnts	233,775						0		233,775
251001	Duhon Lane Drainage	298,115						0		298,115
251002	Culpepper/Llewellyn Ph 2	116,441	570,000					570,000		686,441
251003	Red River Levee Certification	498,741						0		498,741
251101	Woodale Outfall/ Railrd Ave Ph 2	0	590,000	525,000				1,115,000		1,115,000
251102	Woodale Outfall/ Railrd Ave Ph 3	0	250,000		1,015,000	760,000		2,025,000		2,025,000
251103	Masonic Drive RCB Extension	0	200,000	2,018,000				2,218,000		2,218,000
251104	Tangent Rail RCB	0	400,000	932,000				1,332,000		1,332,000
251105	Martin Park Drainage	0	650,000	104,000				754,000		754,000
<b>Total Drainage</b>		<b>7,176,147</b>	<b>3,843,193</b>	<b>5,452,000</b>	<b>1,510,000</b>	<b>1,255,000</b>	<b>495,000</b>	<b>12,555,193</b>	<b>0</b>	<b>19,731,340</b>

\* Project Number to be Assigned  
 @ New or Revised Projects  
 Projects to be closed

**2010-2011  
GENERAL CAPITAL PROJECTS  
FIVE YEAR CAPITAL PLAN**

**STREETS**

PROJ #	PROJECT IDENTIFICATION	BUDGET C/O	FISCAL YEAR					TOTAL 5 YEAR	BEYOND 2015	TOTAL COST
			10-11	11-12	12-13	13-14	14-15			
268823	Street, Drainage, Sidewalk Repairs	207,814	50,000	50,000	50,000	50,000	50,000	250,000		457,814
269001	Extension of Versailles-Ph 1 @	215,595						0		215,595
269007	Sugarhouse Road - Phase 1	8,063,056						0	3,500,000	11,563,056
269609	Extension of Versailles-Ph 2 @	2,384,405						0		2,384,405
269801	Jackson St at Horseshoe Drive @	441,632	1,035,000	1,000,000				2,035,000		2,476,632
260001	Extension of Jackson Street	116,363	50,000	1,795,000						116,363
260002	Masonic @ Horseshoe Drive	102,025		575,000	2,300,000			2,875,000		2,977,025
260003	Horseshoe/Jackson-Masonic	240,491			500,000			500,000	8,000,000	8,740,491
260201	Lincoln/Hudson to Sugarhouse	2,570,582						0		2,570,582
260402	Recon Horseshoe/Grove-Mac	28,831						0	1,560,000	1,588,831
260407	Street Repairs @	800,474	200,000	375,000	375,000	375,000	375,000	1,700,000		2,500,474
260503	Ext of Pine Ridge to Trailway @	334,855	(334,855)					(334,855)		0
260507	Aerial Photography @	111,796	35,000	35,000	35,000	35,000	35,000	175,000		286,796
260508	Enterprise Sidewalks	360,502						0		360,502
260604	North Mall-North to Sterkx	557,132	150,000					150,000	2,365,000	3,072,132
260608	Land Acquisitions @	53,573	60,000	60,000	60,000	60,000	60,000	300,000		353,573
260801	6th & 7th/Cotton to Monroe	448,953			2,250,000	3,150,000		5,400,000		5,848,953
260901	Sidewalk/Intersection LS Rugg	254,500						0		254,500
261001	Extension of Versailles-Ph 3	1,469,689	1,000,000					1,000,000		2,469,689
261002	Traffic Signals Renovations	222,620						0		222,620
261003	Citywide Directional Signage	396,975						0		396,975
261004	Masonic Drive Corridor Imp	1,909,451						0		1,909,451
261005	North MacArthur Traffic Softening	5,000,000						0		5,000,000
261006	Bolton Avenue Traffic Softening	2,500,000						0		2,500,000
261101	Green Oak/ 3rd to 7th Street	0	150,000	1,240,000				1,390,000		1,390,000
<b>Total Streets</b>		<b>28,791,314</b>	<b>2,395,145</b>	<b>5,130,000</b>	<b>5,570,000</b>	<b>3,670,000</b>	<b>520,000</b>	<b>15,440,145</b>	<b>15,425,000</b>	<b>59,656,459</b>

\* Project Number to be Assigned  
 @ New or Revised Projects  
 Projects to be closed

2010-2011

**GENERAL CAPITAL PROJECTS  
FIVE YEAR CAPITAL PLAN**

**POLICE**

PROJ #	PROJECT IDENTIFICATION	BUDGET C/O	FISCAL YEAR					TOTAL 5 YEAR	BEYOND 2015	TOTAL COST
			10-11	11-12	12-13	13-14	14-15			
500801	Public Safety Generator	57,962						0		57,962
500802	Motorola Mobile Radio Replaceme	37,200						0		37,200
<b>Total Police</b>		<b>95,162</b>	<b>0</b>	<b>0</b>	<b>0</b>	<b>0</b>	<b>0</b>	<b>0</b>	<b>0</b>	<b>95,162</b>


- \* Project Number to be Assigned
- @ New or Revised Projects
- ▨ Projects to be closed

2010-2011

GENERAL CAPITAL PROJECTS  
FIVE YEAR CAPITAL PLAN

FIRE

PROJ #	PROJECT IDENTIFICATION	BUDGET C/O	FISCAL YEAR					TOTAL 5 YEAR	BEYOND 2015	TOTAL COST
			10-11	11-12	12-13	13-14	14-15			
600503	Fire Station Relocation	208,938	2,000,000					2,000,000	8,000,000	10,208,938
<b>Total Fire</b>		208,938	2,000,000	0	0	0	0	2,000,000	8,000,000	10,208,938

\* Project Number to be Assigned  
 @ New or Revised Projects  
 Projects to be closed

**2010-2011**  
**GENERAL CAPITAL PROJECTS**  
**FIVE YEAR CAPITAL PLAN**

**PARKS AND RECREATION**

PROJ #	PROJECT IDENTIFICATION	BUDGET C/O	FISCAL YEAR					TOTAL 5 YEAR	BEYOND 2015	TOTAL COST
			10-11	11-12	12-13	13-14	14-15			
439001	Park Acquisitions & Imprvmnt	239,440	145,000	75,000	75,000	75,000	75,000	445,000		684,440
430203	Bayou Rapides Park/Trail @	126,700						0		126,700
440602	Golf Course Improvments	78,652						0		78,652
440901	Recreational Park Improvements @	516,985	2,250,000					2,250,000		2,766,985
441001	Deerfield Walking Trail @	500,000						0		500,000
<b>Total Park/Recreation</b>		<b>1,461,777</b>	<b>2,395,000</b>	<b>75,000</b>	<b>75,000</b>	<b>75,000</b>	<b>75,000</b>	<b>2,695,000</b>	<b>0</b>	<b>4,156,777</b>

\* Project Number to be Assigned

@ New or Revised Projects

Projects to be closed

2010-2011

**GENERAL CAPITAL PROJECTS  
FIVE YEAR CAPITAL PLAN**

**ZOOLOGICAL PARK**

PROJ #	PROJECT IDENTIFICATION	BUDGET C/O	FISCAL YEAR					TOTAL 5 YEAR	BEYOND 2015	TOTAL COST
			10-11	11-12	12-13	13-14	14-15			
430902	Renovation of South America Secti	2,833,730						0		2,833,730
431005	Zoo Festival Plaza	395,000						0		395,000
<b>Total Zoological Park</b>		3,228,730	0	0	0	0	0	0	0	3,228,730
<b>TOTAL GENERAL CAPITAL PROJECT</b>		48,838,898	12,643,638	11,097,000	7,565,000	5,410,000	1,400,000	36,270,638	23,755,000	108,864,536

- \* Project Number to be Assigned
- @ New or Revised Projects
- Projects to be closed

2010-2011

COMMUNITY DEVELOPMENT BLOCK GRANT  
FIVE YEAR CAPITAL PLAN

COMMUNITY DEVELOPMENT BLOCK GRANT

PROJ #	PROJECT IDENTIFICATION	BUDGET C/O	FISCAL YEAR					TOTAL 5 YEAR	BEYOND 2015	TOTAL COST
			10-11	11-12	12-13	13-14	14-15			
000851	City Park Playground Equip	0						0		0
<b>TOTAL CDBG</b>			0	0	0	0	0	0	0	0

- \* Project Number to be Assigned
- @ New or Revised Projects
- ▒ Projects to be closed

**2010-2011**  
**ENTERPRISE CAPITAL PROJECTS**  
**FIVE YEAR CAPITAL PLAN**

**ELECTRIC**

PROJ #	PROJECT IDENTIFICATION	BUDGET C/O	FISCAL YEAR					TOTAL 5 YEAR	BEYOND 2015	TOTAL COST
			10-11	11-12	12-13	13-14	14-15			
729202	Circuit Reconductoring	210,442	300,000	400,000	250,000	250,000	250,000	1,450,000		1,660,442
729505	Capacitor Bank Voltage Cntrlrs	66	20,000	20,000				40,000		40,066
729905	Add TieLine-Twin Bridges	329,269						0	8,610,000	8,939,269
720003	Replace Distribution Breakers	52,384	50,000	50,000				100,000		152,384
720202	Upgrade SCADA System	44,287	55,000	55,000				55,000		99,287
720601	138 KV Pole Change Out	93,006	125,000	350,000	250,000			725,000		818,006
720701	Warehouse/Office Improvements	75,718						0		75,718
720702	Substation Oil Containment	450,000						0		450,000
720703	Paint 138 KV Switchgear	10,607						0		10,607
720704	Upgrade DG Hunter Substation	2,729						0	9,500,000	9,502,729
720705	New Substation	19,978						0	10,550,000	10,569,978
720801	Electric Utility Relocation	18,995		200,000	200,000	200,000	200,000	800,000		818,995
720802	Substation Storage Bldg	43,355						0		43,355
720803	Arterial Street Lighting Addition @	73,685						0		73,685
720804	Substation Maintenance @	80,505	115,000	115,000	115,000	115,000	115,000	575,000		655,505
720805	Distribution Feeder Maintenance @	1,398	200,000	300,000	200,000	200,000	200,000	1,100,000		1,101,398
720806	#4 Cooling Tower	688,139						0	120,000	808,139
720807	Vacuum Pump	50,000						0		50,000
720901	Upgrade Transformers at Prescott@	62,084						0	1,800,000	1,862,084
720903	138 KV Pilot Wire Replacement @	175,164	440,000					440,000	200,000	815,164
720904	Cooling Tower Repairs @	127,060	(127,060)					(127,060)		0
720905	Stercx Rd Transformer Rep @	330,642						0	3,596,000	3,926,642
721001	Paint Transformer for #3 & #4	75,000						0		75,000
721002	Prescott Substation Flood Protector	86,000	73,000					73,000		159,000
721003	Buhlow Bridge Relocation-Electric	24,227	35,000					35,000		59,227
721101	Power Generation Additions	0	800,000	800,000				1,600,000		1,600,000
*	4e Feed Water Heater	0		220,000				220,000		220,000
*	Turbine Inspection Units 3 & 4	0		300,000				300,000		300,000
*	Bearing Inspection Units 3 & 4	0		160,000				160,000		160,000
<b>Total Electric</b>		<b>3,124,740</b>	<b>2,085,940</b>	<b>2,970,000</b>	<b>1,015,000</b>	<b>765,000</b>	<b>765,000</b>	<b>7,545,940</b>	<b>34,376,000</b>	<b>45,046,680</b>

\* Project Number to be Assigned

@ New or Revised Projects

Projects to be closed

**2010-2011**  
**ENTERPRISE CAPITAL PROJECTS**  
**FIVE YEAR CAPITAL PLAN**

**WATER**

PROJ #	PROJECT IDENTIFICATION	BUDGET C/O	FISCAL YEAR					TOTAL 5 YEAR	BEYOND 2015	TOTAL COST
			10-11	11-12	12-13	13-14	14-15			
759601	Water Well Improvement	122,203						0	712,000	834,203
750004	Replace Water Lines	170,964						0	800,000	970,964
750802	Flow Meters @ Pump Stations	20,000						0		20,000
750806	Pump Station Monroe Street	70,000	450,000					450,000		520,000
750903	Water Wells @ Adams	€ 88,000	712,000					712,000		800,000
750904	Replace Well #926	€ 44,000						0	256,000	300,000
750905	Water Wells @ Betty St	€ 55,000						0	295,000	350,000
750906	Replace Well #911	€ 55,000						0	350,000	405,000
750908	Test & Collector Well @ Hamilt	€ 30,000	1,500,000					1,500,000		1,530,000
750909	Replace 3 Ground Storage Tanks	€ 296,479	450,000					450,000		746,479
751001	Water Well Reclamation	1,594,444						0		1,594,444
751002	SCADA System Upgrade	57,000						0	300,000	357,000
751003	Pump Station City Park	101,550	500,000					500,000		601,550
751004	Buhlow Bridge Relocation-Water	64,568						0		64,568
751101	Replace Downtown Water Mains	0	1,400,000					1,400,000		1,400,000
751102	CL2 Detection	0	30,000					30,000		30,000
751103	Install 36" Valve @ Shell Rd	0	15,000					15,000		15,000
<b>Total Water</b>		2,769,208	5,057,000	0	0	0	0	5,057,000	2,713,000	10,539,208

\* Project Number to be Assigned

@ New or Revised Projects

Projects to be closed

2010-2011

ENTERPRISE CAPITAL PROJECTS  
FIVE YEAR CAPITAL PLAN

GAS

PROJ #	PROJECT IDENTIFICATION	BUDGET C/O	FISCAL YEAR					TOTAL 5 YEAR	BEYOND 2015	TOTAL COST
			10-11	11-12	12-13	13-14	14-15			
780901	Gas/Water Replacement-Martin F@	31,271						0	750,250	781,521
781001	Buhlow Bridge Relocation-Gas	151,135						0		151,135
<b>Total Gas</b>			182,406	0	0	0	0	0	750,250	932,656

\* Project Number to be Assigned

@ New or Revised Projects

Projects to be closed

**2010-2011**  
**ENTERPRISE CAPITAL PROJECTS**  
**FIVE YEAR CAPITAL PLAN**

**WASTEWATER**

PROJ #	PROJECT IDENTIFICATION	BUDGET C/O	FISCAL YEAR					TOTAL 5 YEAR	BEYOND 2015	TOTAL COST
			10-11	11-12	12-13	13-14	14-15			
818901	Sewer Line Rehab & Replacemer	219,710	750,000					750,000		969,710
810402	Hwy 28 W Pumping Station	388,375						0	7,128,869	7,517,244
810602	Sewer Trunk Main Hwy 1	40,000						0		40,000
810702	Ramada Inn Force Main	89,500						0		89,500
810703	Odor Emissions Reduction	46,554						0		46,554
810802	SCADA System Upgrade	42,567						0	550,000	592,567
810803	St. Mary's Bar Screen	41,055						0		41,055
810804	Hwy 1 North Sewer Ext	169,511						0	450,000	619,511
810805	Stand By Power-Headwork/Admi	92,601						0		92,601
810806	Wastewater Imp - Versailles Ext @	1,373,136						0		1,373,136
810807	Robin Road Sewer Improvements@	291,879						0		291,879
810808	Azalea Lane Sewer Extension @	3,567						0		3,567
810901	Shirley Park Lift Station @	23,550			587,450			587,450		611,000
810902	England Air Park Lift Station @	60,000						0	800,000	860,000
810903	Control Panel Upgrades @	142,000	299,200					299,200		441,200
810904	Collection/Treatment Painting @	75,000	715,000					715,000		790,000
810905	Influent Flow Meter Vault @	35,000						0	300,000	335,000
*	Atwood Station Odor Control	0			95,000			95,000		95,000
*	Treatment Plant Drainage	0			465,000			465,000		465,000
*	Lift Station Stand by Power	0			256,400			256,400		256,400
<b>Total Wastewater</b>		<b>3,134,005</b>	<b>1,764,200</b>	<b>0</b>	<b>1,403,850</b>	<b>0</b>	<b>0</b>	<b>3,168,050</b>	<b>9,228,869</b>	<b>15,530,924</b>

\* Project Number to be Assigned

@ New or Revised Projects

Projects to be closed

2010-2011

ENTERPRISE CAPITAL PROJECTS  
FIVE YEAR CAPITAL PLAN

OTHER

PROJ #	PROJECT IDENTIFICATION	BUDGET C/O	FISCAL YEAR					TOTAL 5 YEAR	BEYOND 2015	TOTAL COST	
			10-11	11-12	12-13	13-14	14-15				
860701	Telephone Network Upgrade	€ 86,955	500,000					500,000		586,955	
860702	GIS System/GPS Equipment	€ 448,106	300,000	100,000	100,000			500,000		948,106	
860901	Radio Antennae-Coliseum	@ 30,610						0		30,610	
<b>Total Other</b>			565,671	800,000	100,000	100,000	0	0	1,000,000	0	1,565,671
<b>TOTAL UTILITY CAPITAL</b>			9,776,030	9,707,140	3,070,000	2,518,850	765,000	765,000	16,770,990	47,068,119	73,615,139

\* Project Number to be Assigned

@ New or Revised Projects

Projects to be closed

2010-2011

ENTERPRISE CAPITAL PROJECTS  
FIVE YEAR CAPITAL PLAN

MUNICIPAL TRANSIT

PROJ #	PROJECT IDENTIFICATION	BUDGET C/O	FISCAL YEAR					TOTAL 5 YEAR	BEYOND 2014	TOTAL COST
			10-11	11-12	12-13	13-14	14-15			
709702	Support Equipment	20,212						0		20,212
709709	Elderly/Handicap Vans	(35,614)						0		(35,614)
709710	Replace Support Vehicles	3,084						0		3,084
709712	Buses	1,356,250						0		1,356,250
709714	Replace Signage	2,794						0		2,794
709716	New Terminal	0						0	3,900,000	3,900,000
709717	ADP Hardware	95						0		95
709718	ADA Vehicle Equipment	25,000						0		25,000
709719	Spare Parts	56,597						0		56,597
<b>TOTAL TRANSIT</b>		<b>1,428,418</b>	<b>0</b>	<b>0</b>	<b>0</b>	<b>0</b>	<b>0</b>	<b>0</b>	<b>3,900,000</b>	<b>5,328,418</b>

- \* Project Number to be Assigned
- @ New or Revised Projects
- Projects to be closed