




GOVERNMENT FINANCE OFFICERS ASSOCIATION

*Distinguished
Budget Presentation
Award*

**PRESENTED TO
City of Alexandria,
Louisiana**

**For the Fiscal Year Beginning
May 1, 2008**


President


Executive Director

The Government Finance Officers Association of the United States and Canada (GFOA) presented an Award of Distinguished Presentation to the City of Alexandria for its annual Budget for the fiscal year beginning May 1, 2007.

In order to receive this award, a government unit must publish a budget document that meets the program criteria as a policy document, as an operations guide, as a financial plan, and as a communication device.

The award is valid for a period of one year only. We believe our current budget continues to conform to program requirements, and we are submitting it to the GFOA to determine its eligibility for another award.

******This Page Left Blank******

***CITY OF ALEXANDRIA
ELECTED OFFICIALS
2009 - 2010***

EXECUTIVE

Jacques M. Roy

Mayor

LEGISLATIVE

Edward Larvadain III

Everett Hobbs

Jonathan Goins

Harry Silver

Chuck Fowler

Myron Lawson

Roosevelt Johnson

District One

District Two

District Three

District Four

District Five

At Large

At Large

JUDICIAL

Richard Starling

James Byrd

City Judge

City Marshal

***CITY OF ALEXANDRIA
EXECUTIVE OFFICERS
2009 - 2010***

Lisa Harris	Acting Director of Community Services
Bernard Wesley	Fire Chief
Kay Michiels	Chief of Staff
Michael Marcotte	Acting Director of Utilities
Pamela Saurage	Director of Personnel
Jannease Seastrunk	Acting Director of Human Resource
Chuck Johnson	City Attorney
Brenda Ray	Director of CDA
Darren Coutee	Police Chief
David Crutchfield	Director of Finance
Kay Michiels	Acting Director of Planning
T. W. Thompson	Director of Public Works

2009-2010/2013-2014 CAPITAL IMPROVEMENTS BUDGET

TABLE OF CONTENTS

	<u>PAGE</u>
Table of Contents	5
Glossary	15
 <u>A. BUDGET SUMMARIES</u>	
Combined Summary/Sources of Funding	A.1
 <u>B. GENERAL CAPITAL PROJECTS</u>	
Summary of General Capital Projects	B.1
General Capital Projects-Five Year Plan	B.2
 <u>C. PUBLIC ENTERPRISE</u>	
Source of Funding	C.2
Reserve for Relocation Projects	C.4
Transportation Coordinator	C.5
Downtown Theater	C.6
AUMP - Third Street Project	C.7
City Hall Plaza Sealing	C.8
Bolton Ave Comm Center Imp	C.9
Parking Garage Security	C.10
IGA-Rapides Parish Flood Zone Mapping	C.11
Customer Service Center	C.12
Information Technology Upgrades	C.13
Animal Shelter Improvements	C.14
Metal Building-Tire Area	C.15
Security System-Riverfront	C.16
Carpet Replacement-Riverfront	C.17
Technology Upgrade-Riverfront	C.18
Red River Development Study	C.19
Convention Hall Improvements	C.20
AUMP Lower Third	C.21
Building Improvements	C.22
Roof Replacement	C.23
Emergency Operations Center	C.24
Large Truck Wash Renovation	C.25
Harold Miles Park Improvements	C.26
Install Air Walls-Riverfront	C.27
Digital Recorder for Security System	C.28
Interior Information Screens-Riverfront	C.29
Brownfields Grants	C.30

2009-2010/2013-2014 CAPITAL IMPROVEMENTS BUDGET

TABLE OF CONTENTS

<u>C. PUBLIC ENTERPRISE CONTINUED</u>	<u>PAGE</u>
Fueling Depot Improvements	C.31
Motor Pool Lift Replacement	C.32
City Compound Security Enhancements	C.33
Jake's Building Improvments	C.34
Work Management Software	C.35
Riverfront Improvements	C.36
Code Enforcement Covered Parking	C.37
<u>D. DRAINAGE</u>	
Source of Funding	D.2
Bayou Roberts @ Landmark	D.4
Chatlin Lake Canal, Phase 3 & 4	D.5
16th St Flood Control Out Fall Structure	D.6
Bayou Hynson Drainage	D.7
McDonald Street Drainage Improvements	D.8
Master Drainage Map Update	D.9
Southern Heights Subdivision Drg/Street Imp	D.10
Wooddale Housing Drainage Imp	D.11
Right of Ways & Servitudes	D.12
Catch Basin Upgrade	D.13
Culpepper Drg-Llewellyn to Sterkx Road	D.14
McAdams/MacArthur to Vertical Channel	D.15
Texas Avenue - Philips to Asber St	D.16
Cloverdale Drainage	D.17
Residential Drainage Ditch Closure	D.18
W Sandy Bayou/Chatlin Lake Canal to Bennett	D.19
Bayou Phillips Pump Station	D.20
Hudson Blvd/Natchez to Lincoln	D.21
Drg Imp Applebee's to Dorchester	D.22
Elizabeth Street Drg Imp	D.23
Prescott Rd - Shirley Park Pl towards Texas Ave	D.24
Pump Station Repairs	D.25
Chatlain Lake-Willow Glen Hudson	D.26
Ellis & Paul Drainage & Outfall	D.27
Wooddale Outfall/Railroad Ave Drainage	D.28
City Wide Drainage Improvements	D.29
Duhon Lane Drainage	D.30
Culpepper Drainage-Llewellyn/Sterkx Rd Ph 2	D.31

2009-2010/2013-2014 CAPITAL IMPROVEMENTS BUDGET

TABLE OF CONTENTS**E. STREETS**

Source of Funding	E.2
Street, Drainage, Sidewalk Repairs	E.4
Extension of Versailles Blvd, Phase 1	E.5
Sugarhouse Road - Phase 1	E.6
Extension of Versailles Blvd-Phase 2	E.7
Jackson St at Horseshoe	E.8
Heyman Lane Castle Rd to Jackson St	E.9
Extension of Jackson Street	E.10
Masonic at Horseshoe Drive	E.11
Recon Horseshoe from Jackson to Masonic	E.12
Lincoln/Hudson to Sugarhouse	E.13
Recon Horseshoe/Grove to MacArthur	E.14
North Mall-Sterkx to Lee Street	E.15
Street Improvements & Repair	E.16
Extension of Pineridge to Trailway	E.17
Aerial Photography	E.18
Enterprise Road Sidewalks	E.19
Extension of Cloverleaf Boulevard	E.20
North Mall-North to Sterkx	E.21
Jackson @ MacArthur Intersection	E.22
Land Acquisitions	E.23
6th & 7th/Cotton to Monroe	E.24
Extension of Versailles Blvd-Phase 3	E.25
Traffic Signal Renovations	E.26

F. POLICE

Source of Funding	F.2
Public Safety Generator	F.4
Motorola Mobile Radio Replacement	F.5

G. PUBLIC SAFETY - FIRE

Source of Funding	G.2
Fire Station Relocation	G.4
Replace Pumper Truck	G.5
Fire Safety House	G.6

H. PARKS & RECREATION

Source of Funding	H.2
Park Acquisitions & Improvements	H.4

2009-2010/2013-2014 CAPITAL IMPROVEMENTS BUDGET

TABLE OF CONTENTS

<u>H. PARKS & RECREATION CONTINUED</u>	<u>PAGE</u>
Bayou Rapides Park & Walking Trail	H.5
Johnny Downs Park	H.6
Harmon Park Improvements	H.7
Golf Course Improvements	H.8
Recreation Park Improvements	H.9
 <u>I. ZOOLOGICAL PARK</u>	
Source of Funding	I.2
Zoo Renovations	I.4
Zoo Operations Maintenance Center	I.5
Natural Habitat & Area 1 Renovation	I.7
Signage & Graphics	I.8
South American Barn Replacement	I.9
Zoo Kitchen & Employee Complex	I.11
Entry Pavilion Complex-Ph2	I.13
Modification of Lion Exhibit	I.15
Renovation of South America Section	I.16
Zoo Master Plan Update	I.17
Leopard Exhibit	I.18
Zoo Underground Electrical Line Relocation	I.20
Zoo Generators	I.21
Zoo Playground Improvements	I.22
Zoo Technology & Security Upgrade	I.23
 <u>J. COMMUNITY DEVELOPMENT</u>	
Source of Funding	J.2
Cheatham/Harmon Park	J.4
McDonald Street & Drainage	J.5
Cheatham/Harmon Park	J.6
City Park Playground Equipment	J.7
 <u>K. ENTERPRISE CAPITAL PROJECTS</u>	
Combined Enterprise Capital Projects	K.1
 <u>L. ELECTRIC</u>	
Source of Funding	L.2
Circuit Reconductoring	L.4
Capacitor Bank Voltage Controllers	L.5
Continuous Emissions Monitoring	L.6

2009-2010/2013-2014 CAPITAL IMPROVEMENTS BUDGET

TABLE OF CONTENTS

<u>L. ELECTRIC CONTINUED</u>	<u>PAGE</u>
Additional 138KV Tie from Twin Bridges Station	L.7
Replace Distribution Breakers at Power Plant	L.8
Instrumentation Upgrade Units 3 & 4	L.9
Upgrade SCADA System	L.10
138 KV Pole Change Out	L.11
#3 Cooling Tower	L.12
Warehouse/Office Improvements	L.13
Substation Oil Containment	L.14
Paint 138 KV Switchgear	L.15
Upgrade DG Hunter Substation	L.16
New Substation	L.17
Electric Utility Relocation	L.18
Substation Storage Building	L.19
Arterial Street Lighting Addition	L.20
Substation Maintenance	L.21
Distibution Feeder Maintenance	L.22
#4 Cooling Tower	L.23
Vacuum Pump	L.24
Upgrade Transformers at Prescott	L.25
138 KV Pilot Wire Replacement	L.26
Cooling Tower Repairs	L.27
Sterkx Rd Substation Transformer Replacement	L.28
Paint Step Up Transformer for Unit #3 & #4	L.29
Prescott Substation Flood Protection	L.30
4e Feed Water Heater	L.31
 <u>M. WATER</u>	
Source of Funding	M.2
Water Well Improvement	M.4
Replacement of Water Lines	M.5
Generators	M.6
Flow Meters @ Pump Stations	M.7
Replace 36" Valve @ International Paper	M.8
Leak Detection	M.9
24" By Pass to Ground Storage	M.10
Pump Station Monroe Street	M.11
Paint Ground Storage Tank at Kisatchie	M.12
Security Cameras - Water	M.13
Water Wells @ Adams	M.14

2009-2010/2013-2014 CAPITAL IMPROVEMENTS BUDGET

TABLE OF CONTENTS

<u>M. WATER CONTINUED</u>	<u>PAGE</u>
Replace Well #926	M.15
Water Wells @ Betty St	M.16
Replace Well #911	M.17
Test & Collector Well @ Hamilton	M.18
Replace 3 Ground Storage Tanks	M.19
Water Well Reclamation	M.20
SCADA System Upgrade	M.21
Pump Station City Park	M.22
<u>N. GAS</u>	
Source of Funding	N.2
Gas/Water Replacement-Martin Park	N.4
<u>O. WASTEWATER</u>	
Source of Funding	O.2
Sewer Line Rehab	O.4
Hwy 28 West Pumping Station & Gravity Sewer	O.5
Sewer Trunk Main Hwy 1	O.6
Reconstruct Baffle Walls	O.7
Ramada Inn Force Main	O.8
Odor Emissions Reduction	O.9
Main Dist Panel Replacement at Treatment Plant	O.10
SCADA System Upgrade	O.11
St. Mary's Bar Screen	O.12
Hwy 1 North Sewer Ext	O.13
Stand By Power-Headwork/Admin	O.14
Wastewater Improvements-Versailles Ext	O.15
Robin Road Sewer Improvements	O.16
Azalea Lane Sewer Extension	O.17
Shirley Park Lift Station	O.18
England Air Park Lift Station	O.19
Control Panel Upgrades	O.20
Collection/Treatment Painting	O.21
Influent Flow Meter Vault	O.22
Atwood Station Odor Control	O.23
Treatment Plant Drainage	O.24
Lift Station Stand by Power	O.25
Samtown Lift Station	O.26

2009-2010/2013-2014 CAPITAL IMPROVEMENTS BUDGET

TABLE OF CONTENTS

<u>P. OTHER</u>	<u>PAGE</u>
Source of Funding	P.2
Cash Receipts/Decentralized Time Keeping	P.4
Information Technology Upgrades	P.5
Telephone Network Upgrade	P.6
GIS System/GPS Equipment	P.7
Radio Antennae-Coliseum Boulevard	P.8
<u>Q. MUNICIPAL TRANSIT</u>	
Source of Funding	Q.2
Capital Betterments	Q.4
Support Equipment	Q.5
Replace Support Vehicles	Q.6
Misc Shop Equipment	Q.7
Buses	Q.8
Office Furniture	Q.9
Replace Signage	Q.10
Landscaping	Q.11
New Terminal	Q.12
ADP Hardware	Q.13
ADA Vehicle Equipment	Q.14
Spare Parts	Q.15
Trolleys	Q.16
<u>R. FIVE YEAR PLAN</u>	



April 14, 2009

Honorable Mayor and
Members of the Alexandria City Council

I am pleased to present the City of Alexandria's Annual Capital Budget and Five Year Plan for the fiscal year 2009/2010 through 2013/2014. Each capital project includes source(s) of funding; prior, current and future expenditures; and scheduling and expenditure breakdowns. The plan, as presented, balances each year's revenue sources with a current or future project's funding requirements.

The City's Charter requires the Mayor to submit to the Alexandria City Council a Capital Improvements Program covering a period of at least five years. The plan is required to be submitted at the same time the annual operation budget for the ensuring fiscal year is submitted. An appropriation approved by the council continues in force until the purpose for which it was created has been accomplished or abandoned. The Charter states that any appropriation shall be deemed abandoned if three years pass without any disbursement from or encumbrance of the appropriation.

A Five Year Capital Improvements Program requires long term planning. It also requires a constant monitoring of current trends in order to make any necessary adjustments to current and future projects proposed in the plan. Technological changes and advancements, community needs and changes in revenue sources are often the reason the City will adjust or reassess the Capital Improvements Program. The Administration and the Council have worked closely to improve the long range planning of the future of Alexandria by focusing on the community's needs and goals. They have worked diligently to establish priorities that will meet the changing needs of our community. This budget document has been designed to aid in the planning process, to provide the citizens with a better understanding of the scope and need for various projects, and to provide direction for the City of Alexandria.

Overview

The 2009-2010 Capital Improvements Program consists of 62 projects totaling over \$20 million. The Administration and Council are continuing their ongoing commitment to improving the City's infrastructure and quality of life for the citizens of Alexandria.

Jacques M. Roy
Mayor



David Crutchfield
Director of Finance
P.O. Box 71 · Alexandria, LA 71309-0071
Tel (318) 449-5094 · Fax (318) 449-5231
e-mail: david.crutchfield@cityofalex.com

General Capital Projects

The following is a breakdown of the General Capital Projects by Category:

Category	No. of Projects	Total
Public Enterprise	11	\$2,216,304
Drainage	11	3,605,000
Streets	13	7,029,000
Police	2	237,200
Fire	0	-0-
Parks/Recreation	0	-0-
Zoological Parks	5	1,714,000
CDBG	<u>0</u>	<u>-0-</u>
Total	<u>42</u>	<u>\$14,801,504</u>

The General Capital Projects are funded by Sales Tax Revenues, Sales Tax Revenue Bond Proceeds, Community Development Block Grant Funds, General Obligation Bond Proceeds, Urban System Funds, State and Federal Funds and Property Tax Revenues. A five year 11.25 mileage property tax dedicated to specific street and drainage projects has been approved by the voters in 1988, 1993, 1998, and 2003. This property tax renewed in 2008 for ten years. One-half of the 1976 City Sales and Use tax is dedicated to payment of principal and interest on the sales tax bonds and capital improvements.

Projects involving economic development, construction of new facilities, renovation of existing public facilities and feasibility or master plan studies are budgeted under the Public Enterprise category. The City currently has budgeted 31 projects in this category. The 2009/2010 budget will create 2 new projects and provide additional funding for 9 others.

Work continues on the Extension of Versailles Boulevard which will ultimately connect Jackson Street Extension with Louisiana Highway 28 West. This 3 phase project will greatly enhance surface transportation in the growing west side of Alexandria. Work also continues on the Ditch Closure Project. This project involves the replacement of open ditches with below grade drainage pipe, giving a safer and more attractive border to the street while enhancing the drainage capacity to prevent flooding.

The Reserve for Relocation Projects, which operate as "holding" account for the other projects. Expenditures from these accounts require Council action. The Reserve for Relocation Projects is used to "hold" Utility Funds transferred to the General Capital Projects fund for use with street or drainage projects. The reconstruction of streets or drainage systems often requires the movement or relocation of utility systems. A minimum appropriation of \$100,000 per year is made by the Utility Funds to the General Capital Projects Fund. Budget Amendments will be used to transfer the Utility Fund into special account numbers within a related project. If Utility Funds remain in a completed project, these funds are transferred back to the Reserve for Relocation Projects "holding" account.

The City's Administration and the City Council reassessed the entire capital improvements budget in Fiscal 2006-2007. The new concept is called Fast Track. It was observed that more projects were being placed in the budget than could be practically funded, given the City's limited resources. This was particularly true in the Drainage and Streets sections of the budget. Priorities were set and the total number of projects not yet underway was limited to 40. This greatly reduced the number of projects listed and allows the City to sharpen its focus and commit its financial and other resources to attainable results that will have greater impact to the citizenry, along with great economic impact. Some of the major projects include the extension of Versailles Boulevard, reconstruction of Sugarhouse Road, and 6th and 7th Street connection from Cotton Street to Monroe Street. These will greatly improve transportation in 3 different areas of the City, and should stimulate economic development. As projects are completed, they will be replaced with new ones as funds become available.

Enterprise Capital Projects


The following is a breakdown of the Enterprise Capital Projects by Category:

Category	No. of Projects	Total
Electric	10	\$1,826,000
Water	4	2,187,240
Gas	0	-0-
Wastewater	3	983,000
Other	3	760,000
Municipal Transit	0	-0-
Total	<u>20</u>	<u>\$5,756,240</u>

The Enterprise Capital Projects are funded by revenues generated by the City's Utility System, a Utility Revenue Bond issue, and matching FTA grants.

At present, the City is engaging consultants to assess the needs of its Utilities System infrastructure. This will assure the ability of the 4 components; electricity, gas, water and wastewater, to provide reliable service to the customer at the existing level of service as well as provide for any anticipated growth in all areas. This assessment will materially impact future capital budgets in the Enterprise Capital Projects.

Sincerely,



David Crutchfield
Director of Finance
City of Alexandria

**City of Alexandria
Five Year Capital Improvement Program
Glossary of Terms**

Revenue Terms:

Community Development Block Grant (CDBG) - Revenue received from the Community Development Block Grant source via the City's Community Development department.

Federal Grants - Revenue received from the U.S. Government, or as a Federal pass-through grant from the State of Louisiana.

Property Taxes - Revenue from the 11.25 millage 1993 Streets and Drainage Tax.

Sales Tax (STX) - Revenue from the City's Capital Outlay Fund supported by the 1/2 cent sales tax.

Sales Tax Bonds (STXB) - Revenue from sales tax bonds.

Special Assessments (ASMT) - Revenue received from the legal process of assessing benefitted property owners or physical improvements such as sewer lines or street improvements such as sewer lines or street improvements.

State Grants - Funds received from the State of Louisiana, excluding pass-through grants.

Utility Revenue Bonds (RB) - Revenue from the sale of Utility Bonds.

Expenditure Terms:

Construction - Contracted cost associated with the actual implementation or construction of an improvement. This should include material costs associated with projects utilizing city crews for implementation.

Demolition Cost - Contract cost associated with demolition or site preparation.

Engineering/Architectural Design - Any cost related to the design phase of the project either by the city or private firm.

Inspection Fees - Costs of providing for project inspection usually performed by the design engineer.

Land Acquisition - Any cost associated with the acquisition of property to implement the project. It includes, but is not limited to, condemnations, right-of-ways, legal costs, etc.

Landscaping - Costs associated with miscellaneous grading and landscaping activities incidental to the construction activity. Landscaping for parks should be shown in the construction classification.

Major Equipment - Costs associated with movable or immovable equipment, generally costing over \$5,000 and having a useful life of five years.

**City of Alexandria
Five Year Capital Improvement Program
Glossary of Terms**

continued

Miscellaneous Definitions:

Activity - A service performed by a department or division.

Appropriations - Authorization granted by the City Council to make expenditures for a given period and the proposed means of financing them.

Assessments - An amount levied on personal property on a cost sharing basis for improvements made by the city for the benefit of a small group of property owners (e.g. Special Assessments for the reconstruction of a sewer line in a lightly populated area).

Budget Carryover - The total of the current budget, April 30, minus prior year(s) expenditures.

Capital Budget - The City's five year financial plan that contains both the estimated revenues to be received and the proposed Capital expenditures to be incurred to achieve a stated objective.

Department - A section of a Division.

Division - A functional unit of the City containing one or more departments or activities.

Fund - A fiscal and accounting entity with a self-balancing set of accounts recording cash and other financial resources, together with all related liabilities and residual equities or balances, and changes therein, which are segregated for the purpose of carrying on specific activities or attaining certain objectives in accordance with special regulations, restrictions, or limitations.

Fund Balance - Resources remaining from prior years which are available to be budgeted in the current year.

Fund Source - The source of Revenue used to pay for a particular project.

Ordinance - A formal legislative enactment by the governing body of a municipality.

Project - A large or major undertaking designed to achieve an objective.

Project Category - The functional improvement category under which a project is assigned, (e.g., Public Enterprise, Economic Development, Streets, etc.).

Urban Systems - Federal funded street projects that match local funds for the reconstruction of major streets.

A. BUDGET SUMMARIES

**COMBINED CAPITAL PROJECTS
SOURCES OF FUNDING SUMMARY**

DESCRIPTION						TOTAL FIVE YEAR
	09-10	10-11	11-12	12-13	13-14	
GENERAL CAPITAL PROJECTS						
REVENUES:						
Sales Taxes	3,874,397	3,530,540	3,506,802	3,482,040	3,457,283	17,851,062
Property Taxes	1,898,762	1,885,662	1,874,662	1,865,762	1,853,962	9,378,810
Investment Income	0	0	0	0	0	0
Transfer from Prior Projects	(1,049,668)	0	0	0	0	(1,049,668)
Interfund Tfr - Utility Fund	254,000	100,000	100,000	100,000	100,000	654,000
Interfund Tfr - General Fund	0	0	0	0	0	0
Intergovernmental	1,200,000	3,600,000	2,204,000	8,240,000	0	15,244,000
Private Contributions	0	0	0	0	0	0
Other	0	0	0	0	0	0
Fund Balance	4,881,830	69,556	99,578	1,550,192	902,994	7,504,148
TOTAL AVAILABLE FUNDS	11,059,321	9,185,758	7,785,042	15,237,994	6,314,239	49,582,352
EXPENDITURES:						
Transfers-General Fund	310,000	310,000	310,000	310,000	310,000	1,550,000
General Capital Projects	10,679,106	8,776,180	5,924,850	14,025,000	4,360,000	43,765,136
CDBG Capital Projects	0	0	0	0	0	0
TOTAL EXPENDITURES	10,989,106	9,086,180	6,234,850	14,335,000	4,670,000	45,315,136
BALANCE AVAILABLE FOR APP	70,215	99,578	1,550,192	902,994	1,644,239	4,267,216
ENTERPRISE CAPITAL PROJECTS						
REVENUES:						
Sales Taxes	0	0	0	0	0	0
Utility Fund	5,396,240	5,305,400	5,000,000	5,000,000	3,000,000	23,701,640
Transfer From Prior Projects	360,000	0	0	0	0	360,000
Investment Income	0	0	0	0	0	0
Interfund Tfr - General Fund	0	0	0	0	0	0
Intergovernmental	0	0	0	0	0	0
Debt Proceeds	0	0	0	0	0	0
Other	0	0	0	0	0	0
Retained Earnings	0	0	0	1,130,000	2,927,600	4,057,600
TOTAL AVAILABLE FUNDS	5,756,240	5,305,400	5,000,000	6,130,000	5,927,600	28,119,240
EXPENDITURES:						
Utility Capital Projects	5,756,240	5,305,400	3,870,000	3,202,400	765,000	18,899,040
Transfers Out	0	0	0	0	0	0
Municipal Transit Projects	0	0	0	0	0	0
TOTAL EXPENDITURES	5,756,240	5,305,400	3,870,000	3,202,400	765,000	18,899,040
BALANCE AVAILABLE FOR APP	0	0	1,130,000	2,927,600	5,162,600	9,220,200

2009-2010

**COMBINED CAPITAL PROJECTS
SOURCES OF FUNDING SUMMARY**

PROJECT IDENTIFICATION	SALES TAXES	SALES TX BONDS 04	SALES TX BONDS 08	AD VAL TAX- 03	AD VAL TAX- 08	FEDERAL FUNDS	STATE FUNDS	UTILITY FUND	OTHER	TOTALS
SUMMARY										
SOURCES OF FUNDING										
Current Year Transfers	6,840,000				3,780,000			5,396,240		16,016,240
(Less Debt Service)	(2,965,603)				(1,881,238)					(4,846,841)
Interest Income	0							0		0
Transfers From Prior Projects	(1,049,668)	0		0	0			360,000		(689,668)
Interfund Transfer Utility Fund								254,000		254,000
Interfund Transfer General Fund										0
Intergovernmental							0 1,200,000			1,200,000
Private Contributions										0
Debt Proceeds										0
Other									0	0
Fund Balance	1,867,330	0	3,014,500		0	0	0	0	0	4,881,830
TOTAL	4,692,059	0	3,014,500	0	1,898,762	0	1,200,000	6,010,240	0	16,815,561
EXPENDITURES										
Transfer to General Fund	310,000	0	0		0	0	0	0	0	310,000
General Capital Projects	4,378,428	(22,822)	3,014,500	(659)	1,855,659	0	1,200,000	254,000	0	10,679,106
CDBG	0	0	0		0	0	0	0	0	0
Enterprise CIP - Utility Fund	0	0	0		0	0	0	5,756,240	0	5,756,240
Enterprise CIP - Transit System	0	0	0		0	0	0	0	0	0
Enterprise CIP - Sanitation Fur	0	0	0		0	0	0	0	0	0
TOTAL	4,688,428	(22,822)	3,014,500	(659)	1,855,659	0	1,200,000	6,010,240	0	16,745,346
UNAPPRPTD BALANCE	3,631	22,822	0	659	43,103	0	0	0	0	70,215

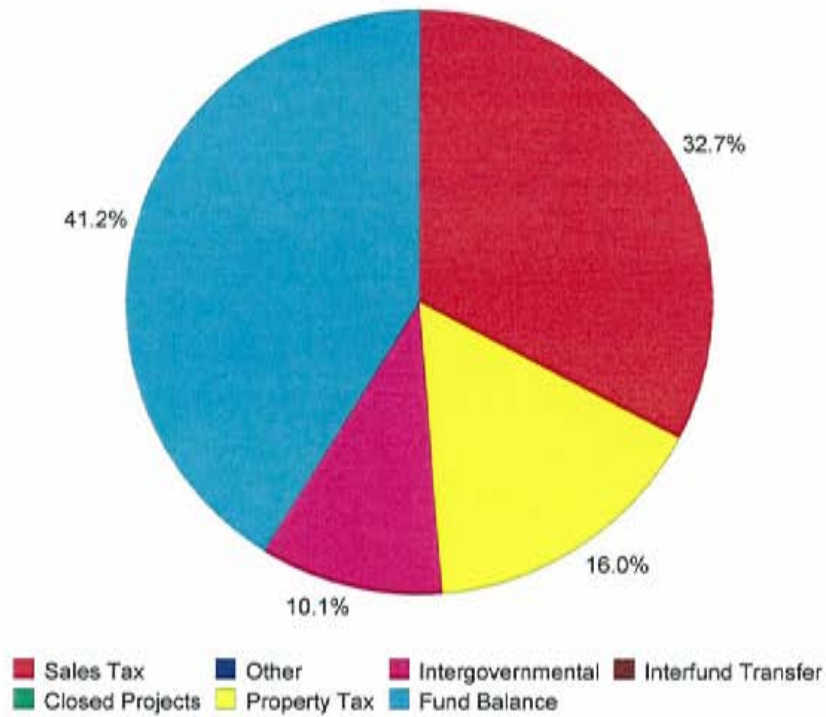
CITY OF ALEXANDRIA

B. GENERAL CAPITAL PROJECTS

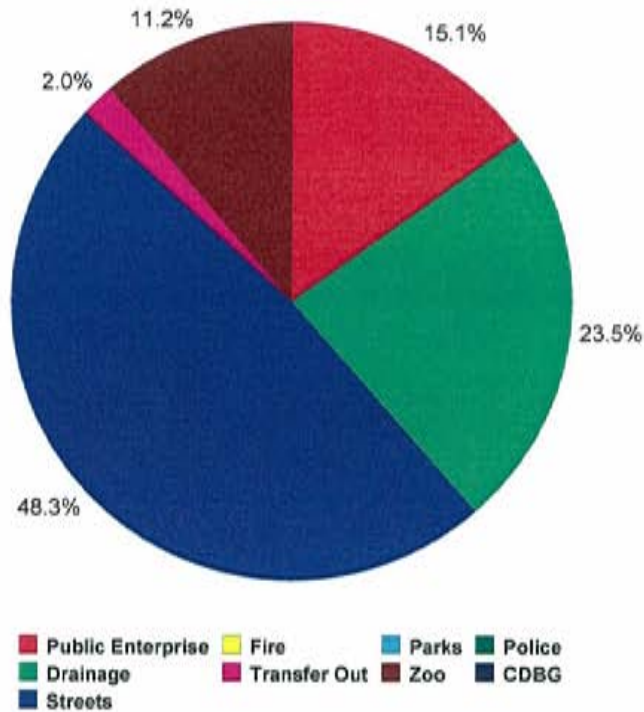
GENERAL CAPITAL PROJECTS

2009/2010 REVENUES AND EXPENSES

Revenues



Expenditures



2009-2010

**COMBINED GENERAL CAPITAL PROJECTS
SOURCES OF FUNDING SUMMARY**

PROJECT IDENTIFICATION	SALES TAXES	SALES TX BONDS 04	SALES TX BONDS 08	AD VAL TAX- 03	AD VAL TAX- 08	FEDERAL FUNDS	STATE FUNDS	UTILITY FUND	OTHER	TOTALS
SUMMARY										
SOURCES OF FUNDING										
Current Year Transfers	6,840,000				3,780,000			0		10,620,000
(Less Debt Service)	(2,965,603)				(1,881,238)					(4,846,841)
Interest Income	0				0					0
Transfers From Prior Projects	(1,049,668)	0		0	0					(1,049,668)
Interfund Transfer Utility Fund	0							254,000		254,000
Interfund Transfer General Fun	0							0		0
Intergovernmental							0 1,200,000			1,200,000
Private Contributions										0
Debt Proceeds										0
Other					0					0
Fund Balance	1,867,330		3,014,500		0	0	0	0	0	4,881,830
TOTAL	4,692,059	0	3,014,500	0	1,898,762	0	1,200,000	254,000	0	11,059,321
EXPENDITURES										
Transfer to General Fund	310,000	0	0		0	0	0	0	0	310,000
General Capital Projects	4,378,428	(22,822)	3,014,500	(659)	1,855,659	0	1,200,000	254,000	0	10,679,106
CDBG	0	0	0		0	0	0	0	0	0
TOTAL	4,688,428	(22,822)	3,014,500	(659)	1,855,659	0	1,200,000	254,000	0	10,989,106
UNAPPRPTD BALANCE	3,631	22,822	0	659	43,103	0	0	0	0	70,215

CITY OF ALEXANDRIA

C. PUBLIC ENTERPRISE

TABLE OF CONTENTS

	<u>PUBLIC ENTERPRISE</u>	<u>PAGE</u>
059401	Reserve for Relocation Projects	4
219001	Transportation Coordinator	5
050101	Downtown Theater	6
050105	AUMP - Third Street Project	7
050301	City Hall Plaza Sealing	8
050302	Bolton Ave Comm Center Imp	9
050401	Parking Garage Security	10
050404	IGA-Rapides Parish Flood Zone Mapping	11
869901	Customer Service Center	12
860301	Information Technology Upgrades	13
050701	Animal Shelter Improvements	14
050702	Metal Building-Tire Area	15
050704	Security System-Riverfront	16
050705	Carpet Replacement-Riverfront	17
050706	Technology Upgrade-Riverfront	18
050707	Red River Development Study	19
050708	Convention Hall Improvements	20
050710	AUMP Lower Third	21
050801	Building Improvements	22
050802	Roof Replacement	23
050803	Emergency Operations Center	24
050806	Large Truck Wash Renovation	25
050807	Harold Miles Park Improvements	26
050809	Install Air Walls-Riverfront	27
050810	Digital Recorder for Security System	28
050811	Interior Information Screens-Riverfront	29
050812	Brownfields Grants	30
050903	Fueling Depot Improvements	31
050904	Motor Pool Lift Replacement	32
050905	City Compound Security Enhancements	33
050906	Jake's Building Improvments	34
051001	Work Management Software	35
051002	Riverfront Improvements	36
*	Code Enforcement Covered Parking	37

2009-2010

**COMBINED CAPITAL PROJECTS
SOURCES OF FUNDING SUMMARY**

PUBLIC ENTERPRISE

PROJECT IDENTIFICATION	SALES TAXES	SALES TX BONDS 04	SALES TX BONDS 08	AD VAL TAX- 03	AD VAL TAX- 08	FEDERAL FUNDS	STATE FUNDS	UTILITY FUND	OTHER	TOTALS
Reserve for Relocation Proj								254,000		254,000
Transportation Coordinator	20,000									20,000
City Hall Plaza Sealing	44,000									44,000
Info Technology Upgrades	383,000									383,000
Animal Shelter Improvements	160,000									160,000
Metal Building-Tire Area	55,000									55,000
Security System-Riverfront	(528)									(528)
Carpet Replacement-Riverfron	1,291									1,291
Technology Upgrade-Riverfror	(95,487)									(95,487)
Building Improvements	(154,317)									(154,317)
Roof Replacement	799,500									799,500
Fueling Depot Improvements	45,000									45,000
Work Management Software	50,000									50,000
Riverfront Improvements	500,000									500,000
Total Public Enterprise	1,807,459	0	0	0	0	0	0	254,000	0	2,061,459

CITY OF ALEXANDRIA

2009-2010
GENERAL CAPITAL PROJECTS
FIVE YEAR CAPITAL PLAN

PUBLIC ENTERPRISE

PROJ #	PROJECT IDENTIFICATION	BUDGET C/O	FISCAL YEAR					TOTAL 5 YEAR	BEYOND 2014	TOTAL COST
			09-10	10-11	11-12	12-13	13-14			
059401	Reserve for Relocation Projects	118,913	254,000	100,000	100,000	100,000	100,000	654,000		772,913
219001	Transportation Coordinator	54,136	20,000	20,000	20,000	20,000	20,000	100,000		154,136
050101	Downtown Theater	34,228						0		34,228
050105	AUMP-3rd Street Project	79,600						0		79,600
050301	City Hall Plaza Sealing	358,290	44,000					44,000		402,290
050302	Bolton Ave Comm Center Imp @	223,843						0		223,843
050401	Parking Garage Security	37,000						0		37,000
050404	IGA-Rapides Parish Flood Map	12,230						0		12,230
869901	Customer Service Center	1,527,538						0		1,527,538
860301	Info Technology Upgrades @	159,372	383,000	100,000				483,000		642,372
050701	Animal Shelter Improvements @	85,920	160,000					160,000		245,920
050702	Metal Building-Tire Area	106,184	55,000					55,000		161,184
050704	Security System-Riverfront	528	(528)					(528)		0
050705	Carpet Replacement-Riverfront	3,669	1,291					1,291		4,960
050706	Technology Upgrade-Riverfront	90,140	(95,487)					(95,487)		(5,347)
050707	Red River Development Study	250,000						0		250,000
050708	Convention Hall Improvements	253,694						0		253,694
050710	AUMP Lower Third	3,500,000						0		3,500,000
050801	Building Improvements	859,113	(154,317)					(154,317)		704,796
050802	Roof Replacement	337,551	799,500					799,500		1,137,051
050803	Emergency Operations Center	26,228						0		26,228
050806	Large Truck Wash Renovation	132,000						0		132,000
050807	Harold Miles Park Improvements@	33,869						0	330,000	363,869
050809	Install Air Walls-Riverfront	500						0		500
050810	Digital Recorder for Security Syster	4,145						0		4,145
050811	Interior Information Screens-Riverf	459						0		459
050812	Brownsfield Grants	88,059						0		88,059
050903	Fueling Depot Improvements	145,000	45,000					45,000		190,000
050904	Motor Pool Lift Replacement	7,482						0		7,482
050905	City Compound Security Enhancem	53,732						0		53,732
050906	Jake's Building Improvements	12,549						0		12,549
051001	Work Management Software		50,000	30,000	30,000			110,000		110,000
051002	Riverfront Improvements		500,000					500,000		500,000
*	Code Enforcement Covered Parking			127,680				127,680		127,680
Total Public Enterprise		8,595,972	2,061,459	377,680	150,000	120,000	120,000	2,829,139	330,000	11,755,111

* Project Number to be Assigned

@ New or Revised Projects

Projects to be closed

SHEET A 2009-2010/2013-2014 CAPITAL IMPROVEMENTS PROGRAM

PROJECT TITLE: Reserve for Relocation Projects	PROJECT CATEGORY: Public Enterprise
PROJECT NUMBER: 059401	COUNCIL DISTRICT # N/A
DIVISION: Public Works	DEPARTMENT: Engineering

PROJECT BUDGET**REVENUE BREAKDOWN**

REVENUE SOURCES					UTILITY FUND	TOTAL
PRIOR BDGTS					1,649,674	1,649,674
PRIOR EXP					1,530,761	1,530,761
BUDGET C/0					118,913	118,913
2009-2010					254,000	254,000
2010-2011					100,000	100,000
2011-2012					100,000	100,000
2012-2013					100,000	100,000
2013-2014					100,000	100,000
BEYOND 2014						
TOTAL COST					2,303,674	2,303,674

EXPENDITURE BREAKDOWN

EXPENDITURE BREAKDOWN	ENGINEERING	TESTING	LAND ACQUISITION	CONSTRUCTION	OTHER	TOTAL
PRIOR BDGTS				1,649,674		1,649,674
2009-2010				254,000		254,000
2010-2011				100,000		100,000
2011-2012				100,000		100,000
2012-2013				100,000		100,000
2013-2014				100,000		100,000
BEYOND 2014						
TOTAL COST				2,303,674		2,303,674

PROJECT SPECIFICATIONS**PROJECT DESCRIPTION:**

This project is being created in order to facilitate the coordination of appropriations necessary for the relocation of Utilities due to Street and Drainage projects. The Utility Fund will allocate funds to be used for utility relocations associated with Street and Drainage Projects proposed in the 1988 and 1993 Property Taxes. An amendment will be required to transfer the appropriation to the appropriate project.

PROJECT JUSTIFICATION:

The establishment of this flow through project allows for better coordination between the Utility Fund and the General Fund on projects associated with the Property Tax projects.

PROJECT PRIORITY:	A	EST TIME TO COMPLETE:	N/A
START DATE:	May, 1993		
OPERATING BUDGET EFFECT:	<input type="checkbox"/> NONE	<input checked="" type="checkbox"/> N/A	<input type="checkbox"/> SEE DETAIL

SHEET A 2009-2010/2013-2014 CAPITAL IMPROVEMENTS PROGRAM

PROJECT TITLE: Transportation Coordinator	PROJECT CATEGORY: Public Enterprise
PROJECT NUMBER: 219001	COUNCIL DISTRICT # N/A
DIVISION: Public Works	DEPARTMENT: Administration

PROJECT BUDGET

REVENUE BREAKDOWN

REVENUE SOURCES					SALES TAX	TOTAL
PRIOR BDGTS					499,280	499,280
PRIOR EXP					445,144	445,144
BUDGET C/O					54,136	54,136
2009-2010					20,000	20,000
2010-2011					20,000	20,000
2011-2012					20,000	20,000
2012-2013					20,000	20,000
2013-2014					20,000	20,000
BEYOND 2014						
TOTAL COST					599,280	599,280

EXPENDITURE BREAKDOWN

EXPENDITURE BREAKDOWN	ENGINEERING	TESTING	LAND ACQUISITION	CONSTRUCTION	OTHER	TOTAL
PRIOR BDGTS					499,280	499,280
2009-2010					20,000	20,000
2010-2011					20,000	20,000
2011-2012					20,000	20,000
2012-2013					20,000	20,000
2013-2014					20,000	20,000
BEYOND 2014						
TOTAL COST					599,280	599,280

PROJECT SPECIFICATIONS

PROJECT DESCRIPTION:

To coordinate City operations with the construction of I-49 and the City's Federal Urban System Programs. This includes keeping up with project timing, monitoring the effect on traffic control and relocation of utilities.

PROJECT JUSTIFICATION:

To maximize benefits from the state and minimize adverse impact of the I-49 program and Urban Systems Program.

PROJECT PRIORITY: A

START DATE: N/A

EST TIME TO COMPLETE:

N/A

OPERATING BUDGET EFFECT:

NONE

X N/A

SEE DETAIL

SHEET A 2009-2010/2013-2014 CAPITAL IMPROVEMENTS PROGRAM

PROJECT TITLE: Downtown Theater	PROJECT CATEGORY: Public Enterprise
PROJECT NUMBER: 050101	COUNCIL DISTRICT # N/A
DIVISION: Public Works	DEPARTMENT: Administration

PROJECT BUDGET

REVENUE BREAKDOWN

REVENUE SOURCES	SALES TAX	OTHER	STATE FUNDS	TOTAL
PRIOR BDGTS	256,690	5,534,877	3,000,000	8,791,567
PRIOR EXP	222,462	5,534,877	3,000,000	8,757,339
BUDGET C/0	34,228	0	0	34,228
2009-2010				
2010-2011				
2011-2012				
2012-2013				
2013-2014				
BEYOND 2014				
TOTAL COST	256,690	5,534,877	3,000,000	8,791,567

EXPENDITURE BREAKDOWN

EXPENDITURE BREAKDOWN	ENGINEERING	TESTING	LAND ACQUISITION	CONSTRUCTION	OTHER	TOTAL
PRIOR BDGTS				8,751,567	40,000	8,791,567
2009-2010						
2010-2011						
2011-2012						
2012-2013						
2013-2014						
BEYOND 2014						
TOTAL COST				8,751,567	40,000	8,791,567

PROJECT SPECIFICATIONS

PROJECT DESCRIPTION: Construction of the Alexandria Performing Arts Center.	
PROJECT JUSTIFICATION: This will be a multi-purpose cultural entertainment and community facility with 600 seat audience capacity. Support facilities such as a lobby, restrooms, box offices, dressing areas, shop areas, etc. will be included.	
PROJECT PRIORITY: A	EST TIME TO COMPLETE: 2 Years
START DATE: 2002	
OPERATING BUDGET EFFECT: <input type="checkbox"/> NONE <input checked="" type="checkbox"/> SEE DETAIL <input type="checkbox"/> N/A	

SHEET A 2009-2010/2013-2014 CAPITAL IMPROVEMENTS PROGRAM

PROJECT TITLE: AUMP-Third Street Project	PROJECT CATEGORY: Public Enterprise
PROJECT NUMBER: 050105	COUNCIL DISTRICT # N/A
DIVISION: Finance	DEPARTMENT: Administration

PROJECT BUDGET

REVENUE BREAKDOWN

REVENUE SOURCES			OTHER	SALES TAX	FEDERAL FUNDS	TOTAL
PRIOR BDGTS			18,140	199,609	2,231,860	2,449,609
PRIOR EXP			18,140	120,009	2,231,860	2,370,009
BUDGET C/0			0	79,600	0	79,600
2009-2010						
2010-2011						
2011-2012						
2012-2013						
2013-2014						
BEYOND 2014						
TOTAL COST			18,140	199,609	2,231,860	2,449,609

EXPENDITURE BREAKDOWN

EXPENDITURE BREAKDOWN	ENGINEERING	TESTING	LAND ACQUISITION	CONSTRUCTION	OTHER	TOTAL
PRIOR BDGTS	57,570			2,392,039		2,449,609
2009-2010						
2010-2011						
2011-2012						
2012-2013						
2013-2014						
BEYOND 2014						
TOTAL COST	57,570			2,392,039		2,449,609

PROJECT SPECIFICATIONS

PROJECT DESCRIPTION: Streetscape enhancements on Third Street.			
PROJECT JUSTIFICATION: As part of Alexandria Urban Master Plan, this will enhance the downtown area. This project will included brick bordering along the sidewalks, brick intersections, landscaping, and street furniture.			
PROJECT PRIORITY:	A	EST TIME TO COMPLETE:	2 Years
START DATE:	2003	OPERATING BUDGET EFFECT:	
	<input type="checkbox"/> NONE	<input checked="" type="checkbox"/> N/A	<input type="checkbox"/> SEE DETAIL

CITY OF ALEXANDRIA

SHEET A 2009-2010/2013-2014 CAPITAL IMPROVEMENTS PROGRAM

PROJECT TITLE: City Hall Plaza Sealing	PROJECT CATEGORY: Public Enterprise
PROJECT NUMBER: 050301	COUNCIL DISTRICT # N/A
DIVISION: Public Works	DEPARTMENT: Central Facility

PROJECT BUDGET

REVENUE BREAKDOWN

REVENUE SOURCES					SALES TAX	TOTAL
PRIOR BDGTS					360,455	360,455
PRIOR EXP					2,165	2,165
BUDGET C/0					358,290	358,290
2009-2010					44,000	44,000
2010-2011						
2011-2012						
2012-2013						
2013-2014						
BEYOND 2014						
TOTAL COST					404,455	404,455

EXPENDITURE BREAKDOWN

EXPENDITURE BREAKDOWN	ENGINEERING	TESTING	LAND ACQUISITION	CONSTRUCTION	OTHER	TOTAL
PRIOR BDGTS	38,290			320,000	2,165	360,455
2009-2010				44,000		44,000
2010-2011						
2011-2012						
2012-2013						
2013-2014						
BEYOND 2014						
TOTAL COST	38,290			364,000	2,165	404,455

PROJECT SPECIFICATIONS

PROJECT DESCRIPTION:

Resealing of the plaza (porch) around City Hall, along with other surfaces not sealed by recent roofing project.

PROJECT JUSTIFICATION:

The plaza needs resealing to prevent further intrusion into foundation, deterioration of reinforcement steel, and damage to transformers in main electrical supply room.

PROJECT PRIORITY:

A

START DATE:

2008

EST TIME TO COMPLETE:

2 Years

OPERATING BUDGET EFFECT:

 NONE

 X N/A

 SEE DETAIL

SHEET A 2009-2010/2013-2014 CAPITAL IMPROVEMENTS PROGRAM

PROJECT TITLE: Bolton Avenue Community Center Improvements	PROJECT CATEGORY: Public Enterprise
PROJECT NUMBER: 050302	COUNCIL DISTRICT # N/A
DIVISION: Public Works	DEPARTMENT: Building Services

PROJECT BUDGET

REVENUE BREAKDOWN

REVENUE SOURCES					SALES TAX	TOTAL
PRIOR BDGTS					514,159	514,159
PRIOR EXP					290,316	290,316
BUDGET C/O					223,843	223,843
2009-2010						
2010-2011						
2011-2012						
2012-2013						
2013-2014						
BEYOND 2014						
TOTAL COST					514,159	514,159

EXPENDITURE BREAKDOWN

EXPENDITURE BREAKDOWN	ENGINEERING	TESTING	LAND ACQUISITION	CONSTRUCTION	OTHER	TOTAL
PRIOR BDGTS	40,500			374,659	99,000	514,159
2009-2010						
2010-2011						
2011-2012						
2012-2013						
2013-2014						
BEYOND 2014						
TOTAL COST	40,500			374,659	99,000	514,159

PROJECT SPECIFICATIONS

PROJECT DESCRIPTION:

Renovate front porch area providing exercise space and craft space.. Would include purchase of exercise equipment and craft kilns, and replacement of existing 20 year old HVAC units on roof. Improve kitchen and replace flooring in kitchen, along with other miscellaneous components.

PROJECT JUSTIFICATION:

Greater utilization of Bolton Avenue Community Center by the public.

PROJECT PRIORITY: A

START DATE: 2004

EST TIME TO COMPLETE: 6 months

OPERATING BUDGET EFFECT:

NONE

N/A

SEE DETAIL

SHEET A 2009-2010/2013-2014 CAPITAL IMPROVEMENTS PROGRAM

PROJECT TITLE: Parking Garage Security System.	PROJECT CATEGORY: Public Enterprise
PROJECT NUMBER: 050401	COUNCIL DISTRICT # N/A
DIVISION: Public Works	DEPARTMENT: Central Facility

PROJECT BUDGET

REVENUE BREAKDOWN

REVENUE SOURCES					SALES TAX	TOTAL
PRIOR BDGTS					37,000	37,000
PRIOR EXP						
BUDGET C/0					37,000	37,000
2009-2010						
2010-2011						
2011-2012						
2012-2013						
2013-2014						
BEYOND 2014						
TOTAL COST					37,000	37,000

EXPENDITURE BREAKDOWN

EXPENDITURE BREAKDOWN	ENGINEERING	TESTING	LAND ACQUISITION	CONSTRUCTION	OTHER	TOTAL
PRIOR BDGTS					37,000	37,000
2009-2010						
2010-2011						
2011-2012						
2012-2013						
2013-2014						
BEYOND 2014						
TOTAL COST					37,000	37,000

PROJECT SPECIFICATIONS

PROJECT DESCRIPTION:

A security system in the Parking Garage.

PROJECT JUSTIFICATION:

The Garage is continually vandalized. Fire extinguishers are stolen; extinguisher boxes, elevator mechanisms, confusion to the guests. Consistent visual identity is an important selling tool.

PROJECT PRIORITY: A

START DATE: 2005

EST TIME TO COMPLETE:

1 Year

OPERATING BUDGET EFFECT:

NONE

X N/A

SEE DETAIL

SHEET A 2009-2010/2013-2014 CAPITAL IMPROVEMENTS PROGRAM

PROJECT TITLE: IGA-Rapides Parish Flood Zone Mapping	PROJECT CATEGORY: Public Enterprise
PROJECT NUMBER: 050404	COUNCIL DISTRICT # N/A
DIVISION: Public Works	DEPARTMENT: Central Facility

PROJECT BUDGET

REVENUE BREAKDOWN

REVENUE SOURCES					SALES TAX	TOTAL
PRIOR BDGTS					50,000	50,000
PRIOR EXP					37,770	37,770
BUDGET C/0					12,230	12,230
2009-2010						
2010-2011						
2011-2012						
2012-2013						
2013-2014						
BEYOND 2014						
TOTAL COST					50,000	50,000

EXPENDITURE BREAKDOWN

EXPENDITURE BREAKDOWN	ENGINEERING	TESTING	LAND ACQUISITION	CONSTRUCTION	OTHER	TOTAL
PRIOR BDGTS					50,000	50,000
2009-2010						
2010-2011						
2011-2012						
2012-2013						
2013-2014						
BEYOND 2014						
TOTAL COST					50,000	50,000

PROJECT SPECIFICATIONS

PROJECT DESCRIPTION:

Intergovernmental Agreement with the Rapides Parish Police Jury to update flood zone mapping for the entire parish, including the areas incorporated into the City of Alexandria.

PROJECT JUSTIFICATION:

Flood zoning changes due to new residential and commercial which can alter the flood plain. Mapping therefore must be updated periodically.

PROJECT PRIORITY:

START DATE: 2004

A

EST TIME TO COMPLETE:

2 Years

OPERATING BUDGET EFFECT:

NONE

N/A

SEE DETAIL

SHEET A 2009-2010/2013-2014 CAPITAL IMPROVEMENTS PROGRAM

PROJECT TITLE: Customer Service Center	PROJECT CATEGORY: Other
PROJECT NUMBER: 869901	COUNCIL DISTRICT # N/A
DIVISION: Finance	DEPARTMENT: Various

PROJECT BUDGET

REVENUE BREAKDOWN

REVENUE SOURCES				SALES TAX BONDS 2008	SALES TAX BONDS 2004	TOTAL
PRIOR BDGTS				1,500,000	2,600,000	4,100,000
PRIOR EXP				8,115	2,564,347	2,572,462
BUDGET C/0				1,491,885	35,653	1,527,538
2009-2010						
2010-2011						
2011-2012						
2012-2013						
2013-2014						
BEYOND 2014						
TOTAL COST				1,500,000	2,600,000	4,100,000

EXPENDITURE BREAKDOWN

EXPENDITURE BREAKDOWN	ENGINEERING	TESTING	LAND ACQUISITION	CONSTRUCTION	OTHER	TOTAL
PRIOR BDGTS				4,100,000		4,100,000
2009-2010						
2010-2011						
2011-2012						
2012-2013						
2013-2014						
BEYOND 2014						
TOTAL COST				4,100,000		4,100,000

PROJECT SPECIFICATIONS

PROJECT DESCRIPTION:

Construction or renovation of existing structure for a new, centralized customer service center.

PROJECT JUSTIFICATION:

Presently, primary customer contact is at two sites. This new facility will place the functions handled at the Utility Customer Service Office and the Business Office, at one location, providing the public with "one stop shopping" for payment and services regarding utilities, property taxes, occupational licenses, and the like. It will also provide the City with the inherent efficiencies of a single operation.

PROJECT PRIORITY:

A

START DATE:

2005

EST TIME TO COMPLETE:

2 Years

OPERATING BUDGET EFFECT:

 NONE

 N/A

 SEE DETAIL

SHEET A 2009-2010/2013-2014 CAPITAL IMPROVEMENTS PROGRAM

PROJECT TITLE: Information Technology Upgrades	PROJECT CATEGORY: Other
PROJECT NUMBER: 860301	COUNCIL DISTRICT # N/A
DIVISION: Finance	DEPARTMENT: Various

PROJECT BUDGET

REVENUE BREAKDOWN

REVENUE SOURCES					SALES TAX	TOTAL
PRIOR BDGTS					350,000	350,000
PRIOR EXP					190,628	190,628
BUDGET C/0					159,372	159,372
2009-2010					383,000	383,000
2010-2011					100,000	100,000
2011-2012						
2012-2013						
2013-2014						
BEYOND 2014						
TOTAL COST					833,000	833,000

EXPENDITURE BREAKDOWN

EXPENDITURE BREAKDOWN	ENGINEERING	TESTING	LAND ACQUISITION	CONSTRUCTION	OTHER	TOTAL
PRIOR BDGTS					350,000	350,000
2009-2010					383,000	383,000
2010-2011					100,000	100,000
2011-2012						
2012-2013						
2013-2014						
BEYOND 2014						
TOTAL COST					833,000	833,000

PROJECT SPECIFICATIONS

PROJECT DESCRIPTION:

Purchase of various upgrades of hardware and software to the existing system as needed.

PROJECT JUSTIFICATION:

The City's Information System is sophisticated. As such, continuous upgrades to the hardware and the software will be needed to maintain functionality.

PROJECT PRIORITY: A

START DATE: 2003

EST TIME TO COMPLETE:

As Needed

OPERATING BUDGET EFFECT:

NONE

N/A

SEE DETAIL

SHEET A 2009-2010/2013-2014 CAPITAL IMPROVEMENTS PROGRAM

PROJECT TITLE: Animal Shelter Improvements	PROJECT CATEGORY: Public Enterprise
PROJECT NUMBER: 050701	COUNCIL DISTRICT # N/A
DIVISION: Public Works	DEPARTMENT: Animal Shelter

PROJECT BUDGET**REVENUE BREAKDOWN**

REVENUE SOURCES					SALES TAX	TOTAL
PRIOR BDGTS					437,700	437,700
PRIOR EXP					351,780	351,780
BUDGET C/O					85,920	85,920
2009-2010					160,000	160,000
2010-2011						
2011-2012						
2012-2013						
2013-2014						
BEYOND 2014						
TOTAL COST					597,700	597,700

EXPENDITURE BREAKDOWN

EXPENDITURE BREAKDOWN	ENGINEERING	TESTING	LAND ACQUISITION	CONSTRUCTION	OTHER	TOTAL
PRIOR BDGTS	5,700			432,000		437,700
2009-2010				160,000		160,000
2010-2011						
2011-2012						
2012-2013						
2013-2014						
BEYOND 2014						
TOTAL COST	5,700			592,000		597,700

PROJECT SPECIFICATIONS**PROJECT DESCRIPTION:**

1. To provide for a covered drive through unloading animals and adequate quarantine areas
2. To provide a building for both the old and the new cremators
3. To provide for a new cremator.

PROJECT JUSTIFICATION:

An enclosed building is needed to perform the task of disposing of euthanized or discarded animals, both for the City and surrounding areas. Currently, animals are unloaded in the weather and in full view of the public. Disposal of animals is unpleasant but necessary, and comes with many criticisms and public relation concerns. The new building will provide seclusion and weather protection while loading and unloading impounded animals, some of whom are vicious and pose a threat during the process. The additional cremator will allow extra volume and be a backup to the existing unit in case of failure.

PROJECT PRIORITY: A**START DATE:** 2005**EST TIME TO COMPLETE:**

3 Months

OPERATING BUDGET EFFECT:

NONE

X N/A

SEE DETAIL

SHEET A 2009-2010/2013-2014 CAPITAL IMPROVEMENTS PROGRAM

PROJECT TITLE: Metal Building Cover for Tire Area	PROJECT CATEGORY: Public Enterprise
PROJECT NUMBER: 050702	COUNCIL DISTRICT # N/A
DIVISION: Public Works	DEPARTMENT: Motor Pool

PROJECT BUDGET

REVENUE BREAKDOWN

REVENUE SOURCES					SALES TAX	TOTAL
PRIOR BDGTS					110,000	110,000
PRIOR EXP					3,816	3,816
BUDGET C/O					106,184	106,184
2009-2010					55,000	55,000
2010-2011						
2011-2012						
2012-2013						
2013-2014						
BEYOND 2014						
TOTAL COST					165,000	165,000

EXPENDITURE BREAKDOWN

EXPENDITURE BREAKDOWN	ENGINEERING	TESTING	LAND ACQUISITION	CONSTRUCTION	OTHER	TOTAL
PRIOR BDGTS	10,000			100,000		110,000
2009-2010	5,000			50,000		55,000
2010-2011						
2011-2012						
2012-2013						
2013-2014						
BEYOND 2014						
TOTAL COST	15,000			150,000		165,000

PROJECT SPECIFICATIONS

PROJECT DESCRIPTION:

Cover for tire area to prevent water from standing in tires.

PROJECT JUSTIFICATION:

Requested by Motor Pool as a DEQ mandate.

PROJECT PRIORITY: A

START DATE: 2005

EST TIME TO COMPLETE:

3 Months

OPERATING BUDGET EFFECT:

NONE

N/A

SEE DETAIL

SHEET A 2009-2010/2013-2014 CAPITAL IMPROVEMENTS PROGRAM

PROJECT TITLE: Security System - Riverfront Center	PROJECT CATEGORY: Public Enterprise
PROJECT NUMBER: 050704	COUNCIL DISTRICT # N/A
DIVISION: Public Works	DEPARTMENT: Motor Pool

PROJECT BUDGET**REVENUE BREAKDOWN**

REVENUE SOURCES					SALES TAX	TOTAL
PRIOR BDGTS					15,000	15,000
PRIOR EXP					14,472	14,472
BUDGET C/O					528	528
2009-2010					(528)	(528)
2010-2011						
2011-2012						
2012-2013						
2013-2014						
BEYOND 2014						
TOTAL COST					14,472	14,472

EXPENDITURE BREAKDOWN

EXPENDITURE BREAKDOWN	ENGINEERING	TESTING	LAND ACQUISITION	CONSTRUCTION	OTHER	TOTAL
PRIOR BDGTS					15,000	15,000
2009-2010					(528)	(528)
2010-2011						
2011-2012						
2012-2013						
2013-2014						
BEYOND 2014						
TOTAL COST					14,472	14,472

PROJECT SPECIFICATIONS**PROJECT DESCRIPTION:**

Install a complete security system in the Riverfront Center.

PROJECT JUSTIFICATION:

On several occasions, people have been found inside the building when it was supposed to be empty and secure. An alarm system is needed to remove that liability and prevent vandalism.

PROJECT PRIORITY: A

START DATE: 2005

EST TIME TO COMPLETE:

3 Months

OPERATING BUDGET EFFECT:

NONE

N/A

SEE DETAIL

SHEET A 2009-2010/2013-2014 CAPITAL IMPROVEMENTS PROGRAM

PROJECT TITLE: Carpet Replacement-Riverfront Center	PROJECT CATEGORY: Public Enterprise
PROJECT NUMBER: 050705	COUNCIL DISTRICT # N/A
DIVISION: Public Works	DEPARTMENT: Central Facility

PROJECT BUDGET**REVENUE BREAKDOWN**

REVENUE SOURCES					SALES TAX	TOTAL
PRIOR BDGTS					125,000	125,000
PRIOR EXP					121,331	121,331
BUDGET C/O					3,669	3,669
2009-2010					1,291	1,291
2010-2011						
2011-2012						
2012-2013						
2013-2014						
BEYOND 2014						
TOTAL COST					126,291	126,291

EXPENDITURE BREAKDOWN

EXPENDITURE BREAKDOWN	ENGINEERING	TESTING	LAND ACQUISITION	CONSTRUCTION	OTHER	TOTAL
PRIOR BDGTS					125,000	125,000
2009-2010					1,291	1,291
2010-2011						
2011-2012						
2012-2013						
2013-2014						
BEYOND 2014						
TOTAL COST					126,291	126,291

PROJECT SPECIFICATIONS**PROJECT DESCRIPTION:**

Replacement of carpeting in lobby, concessions and administrative offices. Replacement of furnishings for lobby area.

PROJECT JUSTIFICATION:

Existing carpet, bench cushions, lobby chairs, and tables showing signs of heavy wear.

PROJECT PRIORITY:

A

START DATE:

2009

EST TIME TO COMPLETE:

3 Months

OPERATING BUDGET EFFECT:
 NONE

 X N/A

 SEE DETAIL

SHEET A 2009-2010/2013-2014 CAPITAL IMPROVEMENTS PROGRAM

PROJECT TITLE: Technology/Audio Visual Upgrade-Riverfront	PROJECT CATEGORY: Public Enterprise
PROJECT NUMBER: 050706	COUNCIL DISTRICT # N/A
DIVISION: Public Works	DEPARTMENT: Central Facility

PROJECT BUDGET**REVENUE BREAKDOWN**

REVENUE SOURCES					SALES TAX	TOTAL
PRIOR BDGTS					175,000	175,000
PRIOR EXP					84,860	84,860
BUDGET C/0					90,140	90,140
2009-2010					(95,487)	(95,487)
2010-2011						
2011-2012						
2012-2013						
2013-2014						
BEYOND 2014						
TOTAL COST					79,513	79,513

EXPENDITURE BREAKDOWN

EXPENDITURE BREAKDOWN	ENGINEERING	TESTING	LAND ACQUISITION	CONSTRUCTION	OTHER	TOTAL
PRIOR BDGTS					175,000	175,000
2009-2010					(95,487)	(95,487)
2010-2011						
2011-2012						
2012-2013						
2013-2014						
BEYOND 2014						
TOTAL COST					79,513	79,513

PROJECT SPECIFICATIONS**PROJECT DESCRIPTION:**

Installation of equipment & software to provide high speed internet access and state of the art projection capabilities. Researching the need for downlink and uplink capabilities.

PROJECT JUSTIFICATION:

Frequently requested by patrons of the Riverfront Center.

PROJECT PRIORITY:

B

START DATE:

2009

EST TIME TO COMPLETE:

3 Months

OPERATING BUDGET EFFECT:
 NONE

 X N/A

 SEE DETAIL

SHEET A 2009-2010/2013-2014 CAPITAL IMPROVEMENTS PROGRAM

PROJECT TITLE: Red River Development Study	PROJECT CATEGORY: Public Enterprise
PROJECT NUMBER: 050707	COUNCIL DISTRICT # N/A
DIVISION: Public Works	DEPARTMENT: Central Facility

PROJECT BUDGET

REVENUE BREAKDOWN

REVENUE SOURCES					SALES TAX	TOTAL
PRIOR BDGTS					250,000	250,000
PRIOR EXP						
BUDGET C/0					250,000	250,000
2009-2010						
2010-2011						
2011-2012						
2012-2013						
2013-2014						
BEYOND 2014						
TOTAL COST					250,000	250,000

EXPENDITURE BREAKDOWN

EXPENDITURE BREAKDOWN	ENGINEERING	TESTING	LAND ACQUISITION	CONSTRUCTION	OTHER	TOTAL
PRIOR BDGTS					250,000	250,000
2009-2010						
2010-2011						
2011-2012						
2012-2013						
2013-2014						
BEYOND 2014						
TOTAL COST					250,000	250,000

PROJECT SPECIFICATIONS

PROJECT DESCRIPTION:

Explore the development and utilization of the land between the Red River and it's levee.

PROJECT JUSTIFICATION:

This land controlled by the Red River Waterway Commision has great potential for recreation and commerce.

PROJECT PRIORITY: B

START DATE: 2009

EST TIME TO COMPLETE:

3 Months

OPERATING BUDGET EFFECT:

NONE

X N/A

SEE DETAIL

SHEET A 2009-2010/2013-2014 CAPITAL IMPROVEMENTS PROGRAM

PROJECT TITLE: Convention Hall Improvements	PROJECT CATEGORY: Public Enterprise
PROJECT NUMBER: 050708	COUNCIL DISTRICT # N/A
DIVISION: Public Works	DEPARTMENT: Building Services

PROJECT BUDGET

REVENUE BREAKDOWN

REVENUE SOURCES					SALES TAX	TOTAL
PRIOR BDGTS					690,662	690,662
PRIOR EXP					436,968	436,968
BUDGET C/0					253,694	253,694
2009-2010						
2010-2011						
2011-2012						
2012-2013						
2013-2014						
BEYOND 2014						
TOTAL COST					690,662	690,662

EXPENDITURE BREAKDOWN

EXPENDITURE BREAKDOWN	ENGINEERING	TESTING	LAND ACQUISITION	CONSTRUCTION	OTHER	TOTAL
PRIOR BDGTS	43,000			425,000	222,662	690,662
2009-2010						
2010-2011						
2011-2012						
2012-2013						
2013-2014						
BEYOND 2014						
TOTAL COST	43,000			425,000	222,662	690,662

PROJECT SPECIFICATIONS

PROJECT DESCRIPTION:

Phase 1. Replacement of Track door system that splits Convention Hall for Rentals, potable boiler
 Phase 2. Electrical Renovations to Architectural Lighting, dimming systems and Technology upgrades
 Phase 3. Wall resurfacing to create a more acoustically and aesthetically pleasing facility.
 Phase 4. Upgrade existint to meet current NFPA Fire standards.

PROJECT JUSTIFICATION:

This venue is in dire need of upgrading. It has stood the test for 45 years but now has become very dingy and in need of updating
 Parts are no longer available for the dimming system and the acoustics are very distracting and unacceptable for a "party"/"conv"
 venue. Technology changes and pressures make the venue not competitive without enhancements.

PROJECT PRIORITY: A

START DATE: 2007

EST TIME TO COMPLETE:

OPERATING BUDGET EFFECT:

NONE

X N/A

SEE DETAIL

SHEET A 2009-2010/2013-2014 CAPITAL IMPROVEMENTS PROGRAM

PROJECT TITLE: AUMP Lower Third Street	PROJECT CATEGORY: Public Enterprise
PROJECT NUMBER: 050710	COUNCIL DISTRICT # N/A
DIVISION: Public Works	DEPARTMENT: Building Services

PROJECT BUDGET**REVENUE BREAKDOWN**

REVENUE SOURCES				FEDERAL FUNDS	SALES TAX	TOTAL
PRIOR BDGTS				2,800,000	700,000	3,500,000
PRIOR EXP						
BUDGET C/0				2,800,000	700,000	3,500,000
2009-2010						
2010-2011						
2011-2012						
2012-2013						
2013-2014						
BEYOND 2014						
TOTAL COST				2,800,000	700,000	3,500,000

EXPENDITURE BREAKDOWN

EXPENDITURE BREAKDOWN	ENGINEERING	TESTING	LAND ACQUISITION	CONSTRUCTION	OTHER	TOTAL
PRIOR BDGTS	310,000	90,000	100,000	3,000,000		3,500,000
2009-2010						
2010-2011						
2011-2012						
2012-2013						
2013-2014						
BEYOND 2014						
TOTAL COST	310,000	90,000	100,000	3,000,000		3,500,000

PROJECT SPECIFICATIONS

PROJECT DESCRIPTION:

PROJECT JUSTIFICATION:

PROJECT PRIORITY:

A

START DATE:

2007

EST TIME TO COMPLETE:

3 Months

OPERATING BUDGET EFFECT:

 NONE N/A SEE DETAIL

SHEET A 2009-2010/2013-2014 CAPITAL IMPROVEMENTS PROGRAM

PROJECT TITLE: Building Improvements	PROJECT CATEGORY: Public Enterprise
PROJECT NUMBER: 050801	COUNCIL DISTRICT # N/A
DIVISION: Public Works	DEPARTMENT: Building Services

PROJECT BUDGET

REVENUE BREAKDOWN

REVENUE SOURCES					SALES TAX	TOTAL
PRIOR BDGTS					870,000	870,000
PRIOR EXP					10,887	10,887
BUDGET C/0					859,113	859,113
2009-2010					(154,317)	(154,317)
2010-2011						
2011-2012						
2012-2013						
2013-2014						
BEYOND 2014						
TOTAL COST					715,683	715,683

EXPENDITURE BREAKDOWN

EXPENDITURE BREAKDOWN	ENGINEERING	TESTING	LAND ACQUISITION	CONSTRUCTION	OTHER	TOTAL
PRIOR BDGTS	146,000			724,000		870,000
2009-2010				(154,317)		(154,317)
2010-2011						
2011-2012						
2012-2013						
2013-2014						
BEYOND 2014						
TOTAL COST	146,000			569,683		715,683

PROJECT SPECIFICATIONS

PROJECT DESCRIPTION:

As our many structures are aging, this project provides for a planned approach to replacement and enhancements of city properties. By including many sub-projects in this single project, this allows for adjustments in priorities of work pending conditions "on the ground" in the current fiscal year. By planning ahead on funding, the Council can anticipate inevitable expenditures while allowing the Building Maintenance operation the flexibility to apply the funds at the most expedient place.

PROJECT JUSTIFICATION:

Currently tasks in this project include HVAC Renovation at City Hall, Paint Shop addition, Foundation Repair./ door work at City Compound, Replacement of HVAC Split systems at City Compound and other projects.

PROJECT PRIORITY:

A

START DATE:

2007

EST TIME TO COMPLETE:

Ongoing

OPERATING BUDGET EFFECT:

 NONE

 N/A

 SEE DETAIL

SHEET A 2009-2010/2013-2014 CAPITAL IMPROVEMENTS PROGRAM

PROJECT TITLE: Roof Replacement	PROJECT CATEGORY: Public Enterprise
PROJECT NUMBER: 050802	COUNCIL DISTRICT # N/A
DIVISION: Public Works	DEPARTMENT: Building Services

PROJECT BUDGET

REVENUE BREAKDOWN

REVENUE SOURCES					SALES TAX	TOTAL
PRIOR BDGTS					605,200	605,200
PRIOR EXP					267,649	267,649
BUDGET C/0					337,551	337,551
2009-2010					799,500	799,500
2010-2011						
2011-2012						
2012-2013						
2013-2014						
BEYOND 2014						
TOTAL COST					1,404,700	1,404,700

EXPENDITURE BREAKDOWN

EXPENDITURE BREAKDOWN	ENGINEERING	TESTING	LAND ACQUISITION	CONSTRUCTION	OTHER	TOTAL
PRIOR BDGTS	105,200			500,000		605,200
2009-2010				799,500		799,500
2010-2011						
2011-2012						
2012-2013						
2013-2014						
BEYOND 2014						
TOTAL COST	105,200			1,299,500		1,404,700

PROJECT SPECIFICATIONS

PROJECT DESCRIPTION:

Replace roofs on different buildings as needed.

PROJECT JUSTIFICATION:

As roofs age they begin to leak. Failure can be predicted through core sampling and analysis. This project will provide funding for the testing and the replacement if indicated.

PROJECT PRIORITY:

A

START DATE:

2007

EST TIME TO COMPLETE:

Ongoing

OPERATING BUDGET EFFECT:

 NONE

 X N/A

 SEE DETAIL

SHEET A 2009-2010/2013-2014 CAPITAL IMPROVEMENTS PROGRAM

PROJECT TITLE: Emergency Operations Center Preparedness	PROJECT CATEGORY: Public Enterprise
PROJECT NUMBER: 050803	COUNCIL DISTRICT # N/A
DIVISION: Public Works	DEPARTMENT: Building Services

PROJECT BUDGET**REVENUE BREAKDOWN**

REVENUE SOURCES					SALES TAX	TOTAL
PRIOR BDGTS					220,000	220,000
PRIOR EXP					193,772	193,772
BUDGET C/0					26,228	26,228
2009-2010						
2010-2011						
2011-2012						
2012-2013						
2013-2014						
BEYOND 2014						
TOTAL COST					220,000	220,000

EXPENDITURE BREAKDOWN

EXPENDITURE BREAKDOWN	ENGINEERING	TESTING	LAND ACQUISITION	CONSTRUCTION	OTHER	TOTAL
PRIOR BDGTS	20,000			200,000		220,000
2009-2010						
2010-2011						
2011-2012						
2012-2013						
2013-2014						
BEYOND 2014						
TOTAL COST	20,000			200,000		220,000

PROJECT SPECIFICATIONS**PROJECT DESCRIPTION:**

Purchase and installation of generators and other equipment at the Consolidated City Compound

PROJECT JUSTIFICATION:

Generators to operate the administration and employee facilities at the Consolidated City Compound
 Other equipment needed to enhance the Compound as an operations camp during emergency incident management.

PROJECT PRIORITY:

A

START DATE:

2007

EST TIME TO COMPLETE:

Ongoing

OPERATING BUDGET EFFECT:
 NONE

 N/A

 SEE DETAIL

SHEET A 2009-2010/2013-2014 CAPITAL IMPROVEMENTS PROGRAM

PROJECT TITLE: Large Truck Wash Tunnel Renovation	PROJECT CATEGORY: Public Enterprise
PROJECT NUMBER: 050806	COUNCIL DISTRICT # N/A
DIVISION: Public Works	DEPARTMENT: Building Services

PROJECT BUDGET**REVENUE BREAKDOWN**

REVENUE SOURCES					SALES TAX	TOTAL
PRIOR BDGTS					132,000	132,000
PRIOR EXP						
BUDGET C/0					132,000	132,000
2009-2010						
2010-2011						
2011-2012						
2012-2013						
2013-2014						
BEYOND 2014						
TOTAL COST					132,000	132,000

EXPENDITURE BREAKDOWN

EXPENDITURE BREAKDOWN	ENGINEERING	TESTING	LAND ACQUISITION	CONSTRUCTION	OTHER	TOTAL
PRIOR BDGTS	12,000			120,000		132,000
2009-2010						
2010-2011						
2011-2012						
2012-2013						
2013-2014						
BEYOND 2014						
TOTAL COST	12,000			120,000		132,000

PROJECT SPECIFICATIONS**PROJECT DESCRIPTION:**

Add new large vehicle automatic wash mechanism including new spinner arches, pump and a 2 stage chemical wash.

PROJECT JUSTIFICATION:

The existing unit fell into disrepair and is inoperable. A new pump is needed and technology upgraded to more effectively clean the exterior and bottoms of heavy and industrial equipment.

PROJECT PRIORITY:

A

START DATE:

2,007

EST TIME TO COMPLETE:**OPERATING BUDGET EFFECT:**
 NONE

 X N/A

 SEE DETAIL

SHEET A 2009-2010/2013-2014 CAPITAL IMPROVEMENTS PROGRAM

PROJECT TITLE: Harold Miles Park Improvements	PROJECT CATEGORY: Public Enterprise
PROJECT NUMBER: 050807	COUNCIL DISTRICT # N/A
DIVISION: Public Works	DEPARTMENT: Building Services

PROJECT BUDGET

REVENUE BREAKDOWN

REVENUE SOURCES					SALES TAX	TOTAL
PRIOR BDGTS					55,000	55,000
PRIOR EXP					21,131	21,131
BUDGET C/0					33,869	33,869
2009-2010						
2010-2011						
2011-2012						
2012-2013						
2013-2014						
BEYOND 2014					330,000	330,000
TOTAL COST					385,000	385,000

EXPENDITURE BREAKDOWN

EXPENDITURE BREAKDOWN	ENGINEERING	TESTING	LAND ACQUISITION	CONSTRUCTION	OTHER	TOTAL
PRIOR BDGTS	55,000					55,000
2009-2010						
2010-2011						
2011-2012						
2012-2013						
2013-2014						
BEYOND 2014	25,000			305,000		330,000
TOTAL COST	80,000			305,000		385,000

PROJECT SPECIFICATIONS

PROJECT DESCRIPTION:

Renovation to Harold Miles Park includes replacement of kitchen and addition of restrooms as well as other general renovation improvements such in increasing the size of the dining area

PROJECT JUSTIFICATION:

This will bring the building up to health codes, provide structural integrity, and improve overall usability.

PROJECT PRIORITY: A

START DATE: 2007

EST TIME TO COMPLETE:

3 Months

OPERATING BUDGET EFFECT:

NONE

N/A

SEE DETAIL

SHEET A 2009-2010/2013-2014 CAPITAL IMPROVEMENTS PROGRAM

PROJECT TITLE: Install Air Walls - Riverfront	PROJECT CATEGORY: Public Enterprise
PROJECT NUMBER: 050809	COUNCIL DISTRICT # N/A
DIVISION: Public Works	DEPARTMENT: Building Services

PROJECT BUDGET

REVENUE BREAKDOWN

REVENUE SOURCES					SALES TAX	TOTAL
PRIOR BDGTS					233,000	233,000
PRIOR EXP					232,500	232,500
BUDGET C/0					500	500
2009-2010						
2010-2011						
2011-2012						
2012-2013						
2013-2014						
BEYOND 2014						
TOTAL COST					233,000	233,000

EXPENDITURE BREAKDOWN

EXPENDITURE BREAKDOWN	ENGINEERING	TESTING	LAND ACQUISITION	CONSTRUCTION	OTHER	TOTAL
PRIOR BDGTS				233,000		233,000
2009-2010						
2010-2011						
2011-2012						
2012-2013						
2013-2014						
BEYOND 2014						
TOTAL COST				233,000		233,000

PROJECT SPECIFICATIONS

PROJECT DESCRIPTION:

Installation of 2 air walls.

PROJECT JUSTIFICATION:

During original construction, the tracks and storage areas for 2 air walls were built in for the future installation of walls. The air walls were not installed due to budget constraints. Customers routinely need additional breakout space that these walls would provide if installed. Having these walls would greatly enhance the functionality of the Riverfront Center.

PROJECT PRIORITY: A

START DATE: 2007

EST TIME TO COMPLETE: 1 year

OPERATING BUDGET EFFECT:

NONE

N/A

SEE DETAIL

SHEET A 2009-2010/2013-2014 CAPITAL IMPROVEMENTS PROGRAM

PROJECT TITLE: Digital Recorder for Security System-Riverfront	PROJECT CATEGORY: Public Enterprise
PROJECT NUMBER: 050810	COUNCIL DISTRICT # N/A
DIVISION: Public Works	DEPARTMENT: Building Services

PROJECT BUDGET**REVENUE BREAKDOWN**

REVENUE SOURCES					SALES TAX	TOTAL
PRIOR BDGTS					11,000	11,000
PRIOR EXP					6,855	6,855
BUDGET C/0					4,145	4,145
2009-2010						
2010-2011						
2011-2012						
2012-2013						
2013-2014						
BEYOND 2014						
TOTAL COST					11,000	11,000

EXPENDITURE BREAKDOWN

EXPENDITURE BREAKDOWN	ENGINEERING	TESTING	LAND ACQUISITION	CONSTRUCTION	OTHER	TOTAL
PRIOR BDGTS					11,000	11,000
2009-2010						
2010-2011						
2011-2012						
2012-2013						
2013-2014						
BEYOND 2014						
TOTAL COST					11,000	11,000

PROJECT SPECIFICATIONS**PROJECT DESCRIPTION:**

Installation of digital recorder for the Riverfront Center security system.

PROJECT JUSTIFICATION:

The Riverfront Center currently has 29 CCTV cameras. These are only monitored when a person is looking at the monitor. Recording activity would greatly enhance security and be a tool to law enforcement when necessary.

PROJECT PRIORITY: A

START DATE: 2007

EST TIME TO COMPLETE:

9 months

OPERATING BUDGET EFFECT:
 NONE

 N/A

 SEE DETAIL

SHEET A 2009-2010/2013-2014 CAPITAL IMPROVEMENTS PROGRAM

PROJECT TITLE: Interior Information Screens - Riverfront	PROJECT CATEGORY: Public Enterprise
PROJECT NUMBER: 050811	COUNCIL DISTRICT # N/A
DIVISION: Public Works	DEPARTMENT: Building Services

PROJECT BUDGET

REVENUE BREAKDOWN

REVENUE SOURCES					SALES TAX	TOTAL
PRIOR BDGTS					24,000	24,000
PRIOR EXP					23,541	23,541
BUDGET C/0					459	459
2009-2010						
2010-2011						
2011-2012						
2012-2013						
2013-2014						
BEYOND 2014						
TOTAL COST					24,000	24,000

EXPENDITURE BREAKDOWN

EXPENDITURE BREAKDOWN	ENGINEERING	TESTING	LAND ACQUISITION	CONSTRUCTION	OTHER	TOTAL
PRIOR BDGTS					24,000	24,000
2009-2010						
2010-2011						
2011-2012						
2012-2013						
2013-2014						
BEYOND 2014						
TOTAL COST					24,000	24,000

PROJECT SPECIFICATIONS

PROJECT DESCRIPTION:

Installation of information screens and computer at the Riverfront Center.

PROJECT JUSTIFICATION:

The Riverfront Center currently has no means of mass communication with customers before, during, and after events. With the installing of plasma screens, computer and cabling, information would be readily available. The screens would be used to give directions, advertise future events, and inform guests of city wide events.

PROJECT PRIORITY: A

START DATE: 2007

EST TIME TO COMPLETE: 9 months

OPERATING BUDGET EFFECT:

NONE

N/A

SEE DETAIL

SHEET A 2009-2010/2013-2014 CAPITAL IMPROVEMENTS PROGRAM

PROJECT TITLE: Brownsfield Grants	PROJECT CATEGORY: Public Enterprise
PROJECT NUMBER: 050812	COUNCIL DISTRICT # N/A
DIVISION: Public Works	DEPARTMENT: Building Services

PROJECT BUDGET

REVENUE BREAKDOWN

REVENUE SOURCES					SALES TAX	TOTAL
PRIOR BDGTS					100,000	100,000
PRIOR EXP					11,941	11,941
BUDGET C/0					88,059	88,059
2009-2010						
2010-2011						
2011-2012						
2012-2013						
2013-2014						
BEYOND 2014						
TOTAL COST					100,000	100,000

EXPENDITURE BREAKDOWN

EXPENDITURE BREAKDOWN	ENGINEERING	TESTING	LAND ACQUISITION	CONSTRUCTION	OTHER	TOTAL
PRIOR BDGTS					100,000	100,000
2009-2010						
2010-2011						
2011-2012						
2012-2013						
2013-2014						
BEYOND 2014						
TOTAL COST					100,000	100,000

PROJECT SPECIFICATIONS

PROJECT DESCRIPTION:			
PROJECT JUSTIFICATION:			
PROJECT PRIORITY:	A	EST TIME TO COMPLETE:	1 Year
START DATE:	2008	OPERATING BUDGET EFFECT:	
	<input type="checkbox"/> NONE	<input checked="" type="checkbox"/> N/A	<input type="checkbox"/> SEE DETAIL

CITY OF ALEXANDRIA

SHEET A 2009-2010/2013-2014 CAPITAL IMPROVEMENTS PROGRAM

PROJECT TITLE: Fueling Depot Improvements	PROJECT CATEGORY: Public Enterprise
PROJECT NUMBER: 050903	COUNCIL DISTRICT # N/A
DIVISION: Public Works	DEPARTMENT: Motor Pool

PROJECT BUDGET

REVENUE BREAKDOWN

REVENUE SOURCES					SALES TAX	TOTAL
PRIOR BDGTS					145,000	145,000
PRIOR EXP						
BUDGET C/0					145,000	145,000
2009-2010					45,000	45,000
2010-2011						
2011-2012						
2012-2013						
2013-2014						
BEYOND 2014						
TOTAL COST					190,000	190,000

EXPENDITURE BREAKDOWN

EXPENDITURE BREAKDOWN	ENGINEERING	TESTING	LAND ACQUISITION	CONSTRUCTION	OTHER	TOTAL
PRIOR BDGTS	10,000			135,000		145,000
2009-2010				45,000		45,000
2010-2011						
2011-2012						
2012-2013						
2013-2014						
BEYOND 2014						
TOTAL COST	10,000			180,000		190,000

PROJECT SPECIFICATIONS

PROJECT DESCRIPTION:
Extend the Fueling Depot Canopy to cover all pumps.
Retrofit/replace obsolete Petrovend POS systems.

PROJECT JUSTIFICATION:
The City is required to operate the City Complex under a LDEQ stormwater discharging permit. The permit specifically regulates the discharge from fueling operations and places numerical limits on pollutants that can be discharged such as oil and grease. Initial testing showed the Fuel Depot to be out of compliance. A cover must be constructed over the fueling area to minimize the discharge of petroleum products to the storm drain system.

PROJECT PRIORITY: N/A

START DATE: N/A **EST TIME TO COMPLETE:** N/A

OPERATING BUDGET EFFECT:
 NONE X N/A SEE DETAIL

SHEET A 2009-2010/2013-2014 CAPITAL IMPROVEMENTS PROGRAM

PROJECT TITLE: Motor Pool Lift Replacement	PROJECT CATEGORY: Public Enterprise
PROJECT NUMBER: 050904	COUNCIL DISTRICT # N/A
DIVISION: Public Works	DEPARTMENT: Motor Pool

PROJECT BUDGET

REVENUE BREAKDOWN

REVENUE SOURCES					SALES TAX	TOTAL
PRIOR BDGTS					430,000	430,000
PRIOR EXP					422,518	422,518
BUDGET C/0					7,482	7,482
2009-2010						
2010-2011						
2011-2012						
2012-2013						
2013-2014						
BEYOND 2014						
TOTAL COST					430,000	430,000

EXPENDITURE BREAKDOWN

EXPENDITURE BREAKDOWN	ENGINEERING	TESTING	LAND ACQUISITION	CONSTRUCTION	OTHER	TOTAL
PRIOR BDGTS					430,000	430,000
2009-2010						
2010-2011						
2011-2012						
2012-2013						
2013-2014						
BEYOND 2014						
TOTAL COST					430,000	430,000

PROJECT SPECIFICATIONS

PROJECT DESCRIPTION:

Remove leaking underground hydraulic lifts and replace with above ground lifts.

PROJECT JUSTIFICATION:

Hydraulic lines are leaking underground and contaminating the ground water. These have to be removed and replaced with above ground lifts to prevent further discharge.

PROJECT PRIORITY:

START DATE: N/A

EST TIME TO COMPLETE:

OPERATING BUDGET EFFECT:

NONE

N/A

SEE DETAIL

SHEET A 2009-2010/2013-2014 CAPITAL IMPROVEMENTS PROGRAM

PROJECT TITLE: City Compound Security Enhancements	PROJECT CATEGORY: Public Enterprise
PROJECT NUMBER: 050905	COUNCIL DISTRICT # N/A
DIVISION: Public Works	DEPARTMENT: Building Services

PROJECT BUDGET

REVENUE BREAKDOWN

REVENUE SOURCES					SALES TAX	TOTAL
PRIOR BDGTS					88,000	88,000
PRIOR EXP					34,268	34,268
BUDGET C/0					53,732	53,732
2009-2010						
2010-2011						
2011-2012						
2012-2013						
2013-2014						
BEYOND 2014						
TOTAL COST					88,000	88,000

EXPENDITURE BREAKDOWN

EXPENDITURE BREAKDOWN	ENGINEERING	TESTING	LAND ACQUISITION	CONSTRUCTION	OTHER	TOTAL
PRIOR BDGTS				88,000		88,000
2009-2010						
2010-2011						
2011-2012						
2012-2013						
2013-2014						
BEYOND 2014						
TOTAL COST				88,000		88,000

PROJECT SPECIFICATIONS

PROJECT DESCRIPTION:

ID Prox Card access systems for gates & turnstiles
 CCTV System Improvements
 New vehicle gate operators and renovations

PROJECT JUSTIFICATION:

The City Compound houses most of the critical operations of the Public Works Division and some operations of the Utilities Division. There is a considerable investment in equipment and supplies that needs further securing. Existing CCTV system is outdated, inadequate, and is down for repair frequently. Existing gate operators are 15 years old, and should be upgraded with the proposed 24/7 automatic operation. The Card Access System will integrate with the city wide keyless security system to provide tighter control and reporting of access.

PROJECT PRIORITY:

START DATE: N/A

EST TIME TO COMPLETE:

OPERATING BUDGET EFFECT:

NONE

X N/A

SEE DETAIL

SHEET A 2009-2010/2013-2014 CAPITAL IMPROVEMENTS PROGRAM

PROJECT TITLE: Jake's Building Improvements	PROJECT CATEGORY: Public Enterprise
PROJECT NUMBER: 050906	COUNCIL DISTRICT # N/A
DIVISION: Public Works	DEPARTMENT: Building Services

PROJECT BUDGET

REVENUE BREAKDOWN

REVENUE SOURCES				OTHER	SALES TAX	TOTAL
PRIOR BDGTS				67,000	146,000	213,000
PRIOR EXP				67,000	133,451	200,451
BUDGET C/0				0	12,549	12,549
2009-2010						
2010-2011						
2011-2012						
2012-2013						
2013-2014						
BEYOND 2014						
TOTAL COST				67,000	146,000	213,000

EXPENDITURE BREAKDOWN

EXPENDITURE BREAKDOWN	ENGINEERING	TESTING	LAND ACQUISITION	CONSTRUCTION	OTHER	TOTAL
PRIOR BDGTS					213,000	213,000
2009-2010						
2010-2011						
2011-2012						
2012-2013						
2013-2014						
BEYOND 2014						
TOTAL COST					213,000	213,000

PROJECT SPECIFICATIONS

PROJECT DESCRIPTION:

PROJECT JUSTIFICATION:

PROJECT PRIORITY:

START DATE: N/A

EST TIME TO COMPLETE:

OPERATING BUDGET EFFECT:

NONE

N/A

SEE DETAIL

SHEET A 2009-2010/2013-2014 CAPITAL IMPROVEMENTS PROGRAM

PROJECT TITLE: Work Management Software	PROJECT CATEGORY: Public Enterprise
PROJECT NUMBER: 051001	COUNCIL DISTRICT # N/A
DIVISION: Public Works	DEPARTMENT: Central Facility

PROJECT BUDGET

REVENUE BREAKDOWN

REVENUE SOURCES					SALES TAX	TOTAL
PRIOR BDGTS						
PRIOR EXP						
BUDGET C/0						
2009-2010					50,000	50,000
2010-2011					30,000	30,000
2011-2012					30,000	30,000
2012-2013						
2013-2014						
BEYOND 2014						
TOTAL COST					110,000	110,000

EXPENDITURE BREAKDOWN

EXPENDITURE BREAKDOWN	ENGINEERING	TESTING	LAND ACQUISITION	CONSTRUCTION	OTHER	TOTAL
PRIOR BDGTS						
2009-2010					50,000	50,000
2010-2011					30,000	30,000
2011-2012					30,000	30,000
2012-2013						
2013-2014						
BEYOND 2014						
TOTAL COST					110,000	110,000

PROJECT SPECIFICATIONS

PROJECT DESCRIPTION:

Work Management Software will provide cost accounting for labor and materials, preventive work planning and roll up costing on an enterprise basis. The roll out will be in three phases starting with the Water and Building Services Departments. The second and third years will bring on other departments.

PROJECT JUSTIFICATION:

Work Orders—scheduling jobs, assigning personnel, reserving materials, and recording costs. Preventive Maintenance—keeping track of preventive maintenance inspections and jobs, including step-by-step instructions or checklists, lists of materials required, and other pertinent details. Asset Management—recording data about equipment and property including specifications, warranty information, service contracts, spare parts, purchase date, and expected lifetime. Inventory Control—management of spare parts, tools, and other materials including the reservation of materials. Advanced Reporting and Analytics—creating customized reports and analyses that can be used to forecast likely problems in time.

PROJECT PRIORITY: B

START DATE: N/A

EST TIME TO COMPLETE:

N/A

OPERATING BUDGET EFFECT:

 NONE N/A SEE DETAIL

SHEET A 2009-2010/2013-2014 CAPITAL IMPROVEMENTS PROGRAM

PROJECT TITLE: Riverfront Improvements	PROJECT CATEGORY: Public Enterprise
PROJECT NUMBER: 051002	COUNCIL DISTRICT # N/A
DIVISION: Public Works	DEPARTMENT: Central Facility

PROJECT BUDGET

REVENUE BREAKDOWN

REVENUE SOURCES					SALES TAX	TOTAL
PRIOR BDGTS						
PRIOR EXP						
BUDGET C/0						
2009-2010					500,000	500,000
2010-2011						
2011-2012						
2012-2013						
2013-2014						
BEYOND 2014						
TOTAL COST					500,000	500,000

EXPENDITURE BREAKDOWN

EXPENDITURE BREAKDOWN	ENGINEERING	TESTING	LAND ACQUISITION	CONSTRUCTION	OTHER	TOTAL
PRIOR BDGTS						
2009-2010					500,000	500,000
2010-2011						
2011-2012						
2012-2013						
2013-2014						
BEYOND 2014						
TOTAL COST					500,000	500,000

PROJECT SPECIFICATIONS

PROJECT DESCRIPTION:

As this valued and essential asset is aging, this project provides for a planned approach to replacement and enhancements of the Riverfront property. By including many sub-projects in this single project, this allows for adjustments in priorities of work pending condition. This will be a consolidation of some existing projects and addition of some new projects.

PROJECT JUSTIFICATION:

Currently, tasks in this project include HVAC Control System upgrade (70K), sealing of exterior masonry(15K), modernization of temporary wiring for conventions(35k), conditioning of equipment storage room to prevent rusting of equipment and furniture (15K), furniture and fixture replacement (85K), upgrade of building lighting system(110K), and other projects.

PROJECT PRIORITY: B

START DATE: N/A

EST TIME TO COMPLETE:

N/A

OPERATING BUDGET EFFECT:

NONE

N/A

SEE DETAIL

SHEET A 2009-2010/2013-2014 CAPITAL IMPROVEMENTS PROGRAM

PROJECT TITLE: Code Enforcement Covered Parking	PROJECT CATEGORY: Public Enterprise
PROJECT NUMBER: N/A	COUNCIL DISTRICT # N/A
DIVISION: Public Works	DEPARTMENT: Central Facility

PROJECT BUDGET

REVENUE BREAKDOWN

REVENUE SOURCES					SALES TAX	TOTAL
PRIOR BDGTS						
PRIOR EXP						
BUDGET C/0						
2009-2010						
2010-2011					127,680	127,680
2011-2012						
2012-2013						
2013-2014						
BEYOND 2014						
TOTAL COST					127,680	127,680

EXPENDITURE BREAKDOWN

EXPENDITURE BREAKDOWN	ENGINEERING	TESTING	LAND ACQUISITION	CONSTRUCTION	OTHER	TOTAL
PRIOR BDGTS						
2009-2010						
2010-2011					127,680	127,680
2011-2012						
2012-2013						
2013-2014						
BEYOND 2014						
TOTAL COST					127,680	127,680

PROJECT SPECIFICATIONS

PROJECT DESCRIPTION:

Covered Parking Canopy, 100x38x14

PROJECT JUSTIFICATION:

Equipment must be covered per Storm Water Regulations. Also protects equipment from weather.

PROJECT PRIORITY: B

START DATE: N/A

EST TIME TO COMPLETE: N/A

OPERATING BUDGET EFFECT:

NONE

N/A

SEE DETAIL

****This Page Left Blank****

D. DRAINAGE

TABLE OF CONTENTS

<u><i>DRAINAGE</i></u>		<u>PAGE</u>
259202	Bayou Roberts @ Landmark	4
259204	Chatlin Lake Canal, Phase 3 & 4	5
259603	16th St Flood Control Out Fall Structure	6
259802	Bayou Hynson Drainage	7
259803	McDonald Street Drainage Improvements	8
259902	Master Drainage Map Update	9
250203	Southern Heights Subdivision Drg/Street Imp	10
250204	Wooddale Housing Drainage Imp	11
250211	Right of Ways & Servitudes	12
250303	Catch Basin Upgrade	13
250310	Culpepper Drg-Llewellyn to Sterkx Road	14
250408	McAdams/MacArthur to Vertical Channel	15
250414	Texas Avenue - Philips to Asber St	16
250420	Cloverdale Drainage	17
250421	Residential Drainage Ditch Closure	18
250502	W Sandy Bayou/Chatlin Lake Canal to Bennett	19
250503	Bayou Phillips Pump Station	20
250504	Hudson Blvd/Natchez to Lincoln	21
250508	Drg Imp Applebee's to Dorchester	22
250509	Elizabeth Street Drg Imp	23
250511	Prescott Rd - Shirley Park Pl towards Texas Av	24
250512	Pump Station Repairs	25
250604	Chatlain Lake-Willow Glen Hudson	26
250801	Ellis & Paul Drainage & Outfall	27
250803	Wooddale Outfall/Railroad Ave Drainage	28
250901	City Wide Drainage Improvements	29
251001	Duhon Lane Drainage	30
251002	Culpepper Drainage-Llewellyn/Sterkx Rd Ph 2	31

2009-2010

**COMBINED CAPITAL PROJECTS
SOURCES OF FUNDING SUMMARY**

DRAINAGE

PROJECT IDENTIFICATION	SALES TAXES	SALES TX BONDS 04	SALES TX BONDS 08	AD VAL TAX- 03	AD VAL TAX- 08	FEDERAL FUNDS	STATE FUNDS	UTILITY FUND	OTHER	TOTALS
Southern Heights Drainage	125,000									125,000
Acquisition-ROW/Servitudes	60,000									60,000
Catch Basin Upgrades	50,000									50,000
Texas/Phillips-Asber		(22,822)								(22,822)
Cloverdale Drainage	(146,232)									(146,232)
Residential Ditch Closure				905,000	215,000					1,120,000
Hudson/Natchez to Lincoln	800,000									800,000
Drainage/Applebee's Dorchest	115,000									115,000
Pump Station Repairs	10,000									10,000
Ellis & Paul Drainage & Outfa	500,000									500,000
Woodale Outfall/Railroad	422,500									422,500
Duhon Lane Drainage	352,500									352,500
Culpepper/Llewellyn Ph 2	50,000									50,000
Total Drainage	2,338,768	(22,822)	0	905,000	215,000	0	0	0	0	3,435,946

2009-2010
GENERAL CAPITAL PROJECTS
FIVE YEAR CAPITAL PLAN

DRAINAGE

PROJ #	PROJECT IDENTIFICATION	BUDGET C/O	FISCAL YEAR					TOTAL 5 YEAR	BEYOND 2014	TOTAL COST
			09-10	10-11	11-12	12-13	13-14			
259202	Bayou Roberts @ Landmark	158,458						0		158,458
259204	Chatlain Lake Canal Ph 3 & 4	0				265,000		265,000	2,675,000	2,940,000
259603	16th St Flood Control Structure	174,987						0		174,987
259802	Bayou Hynson Drainage	74,594						0		74,594
259803	McDonald St Drainage	63,087						0		63,087
259902	Master Drainage Map Update	45,447						0		45,447
250203	Southern Heights Drainage @	218,857	125,000	1,250,000				1,375,000		1,593,857
250204	Woodale Housing Drainage	138,293						0		138,293
250211	Acquisition-ROW/Servitudes	148,502	60,000	60,000	60,000	60,000	60,000	300,000		448,502
250303	Catch Basins Upgrade	209,005	50,000	50,000	50,000	50,000	50,000	250,000		459,005
250310	Culpepper/Llewellyn	1,331,513						0		1,331,513
250408	McAdams/MacArthur-Channel	50,150						0		50,150
250414	Texas/Phillips to Asber	22,822	(22,822)					(22,822)		0
250420	Cloverdale Drainage	146,232	(146,232)					(146,232)		0
250421	Residential Ditch Closure @	141,100	1,120,000	200,000	375,000	375,000	375,000	2,445,000		2,586,100
250502	WS Bayou/Chatlin/Bennett	99,915						0	738,520	838,435
250503	Bayou Phillips Pump Station	1,030,000						0		1,030,000
250504	Hudson/Natchez-Lincoln	949,701	800,000					800,000		1,749,701
250508	Drainage/Applebee's Dorchester @	404,147	115,000					115,000		519,147
250509	Elizabeth Street Drainage @	1,458						0		1,458
250511	Prescott/Shirley Park-Texas @	1,116,150						0		1,116,150
250512	Pump Station Repairs	74,012	10,000	10,000	10,000	10,000	10,000	50,000		124,012
250604	Chatlain Lake-Willow Glen Hudson	84,320						0	1,377,500	1,461,820
250801	Ellis & Paul Drainage & Outfall	35,000	500,000					500,000		535,000
250803	Woodale Outfall/ Railrd Ave @	642,687	422,500		814,850			1,237,350	2,146,150	4,026,187
250901	City Wide Drainage Improvemnts	940,776						0		940,776
251001	Duhon Lane Drainage	0	352,500					352,500		352,500
251002	Culpepper/Llewellyn Ph 2	0	50,000	823,500				873,500		873,500
Total Drainage		8,301,213	3,435,946	2,393,500	1,309,850	760,000	495,000	8,394,296	6,937,170	23,632,679

* Project Number to be Assigned

@ New or Revised Projects

Projects to be closed

SHEET A 2009-2010/2013-2014 CAPITAL IMPROVEMENTS PROGRAM

PROJECT TITLE: Bayou Roberts at Landmark	PROJECT CATEGORY: Drainage
PROJECT NUMBER: 259202	COUNCIL DISTRICT # 5
DIVISION: Planning & Economic Development	DEPARTMENT: Engineering

PROJECT BUDGET

REVENUE BREAKDOWN

REVENUE SOURCES				SALES TAX	PROPERTY TAX - 88	TOTAL
PRIOR BDGTS				789,029	1,284,170	2,073,199
PRIOR EXP				630,571	1,284,170	1,914,741
BUDGET C/0				158,458	0	158,458
2009-2010						
2010-2011						
2011-2012						
2012-2013						
2013-2014						
Future Funding						
TOTAL COST				789,029	1,284,170	2,073,199

EXPENDITURE BREAKDOWN

EXPENDITURE BREAKDOWN	ENGINEERING	TESTING	LAND ACQUISITION	CONSTRUCTION	OTHER	TOTAL
PRIOR BDGTS	153,000	2,500	144,029	1,731,101	42,569	2,073,199
2009-2010						
2010-2011						
2011-2012						
2012-2013						
2013-2014						
Future Funding						
TOTAL COST	153,000	2,500	144,029	1,731,101	42,569	2,073,199

PROJECT SPECIFICATIONS

PROJECT DESCRIPTION:

Installation of storm sewer pipe between Landmark Subdivision and Bellina Farms, from Bayou Roberts to Tenneyson Oak Drive; construction of earthen ditch from rear of Landmark Subdivision to the Diversion Canal; construction of control structure in Bayou Roberts and all additional drainage appurtenances.

PROJECT JUSTIFICATION:

This project was included on Proposition No. 2 (Drainage Improvement Tax).

PROJECT PRIORITY:

A

START DATE: January 2000

EST TIME TO COMPLETE:

6 Years

OPERATING BUDGET EFFECT:

 NONE N/A SEE DETAIL

SHEET A 2009-2010/2013-2014 CAPITAL IMPROVEMENTS PROGRAM

PROJECT TITLE: Chatlin Lake Canal, Phase 3 & 4		PROJECT CATEGORY: Drainage	
PROJECT NUMBER: 259204		COUNCIL DISTRICT # 3	
DIVISION: Planning & Economic Development		DEPARTMENT: Engineering	

PROJECT BUDGET

REVENUE BREAKDOWN

REVENUE SOURCES					SALES TAX	TOTAL
PRIOR BDGTS						
PRIOR EXP						
BUDGET C/O						
2009-2010						
2010-2011						
2011-2012						
2012-2013					265,000	265,000
2013-2014						
Future Funding					2,675,000	2,675,000
TOTAL COST					2,940,000	2,940,000

EXPENDITURE BREAKDOWN

EXPENDITURE BREAKDOWN	ENGINEERING	TESTING	LAND ACQUISITION	CONSTRUCTION	OTHER	TOTAL
PRIOR BDGTS						
2009-2010						
2010-2011						
2011-2012						
2012-2013	15,000			250,000		265,000
2013-2014						
Future Funding	50,000		125,000	2,500,000		2,675,000
TOTAL COST	65,000		125,000	2,750,000		2,940,000

PROJECT SPECIFICATIONS

PROJECT DESCRIPTION:

Chatlin Lake Drainage Improvements, Phase 3: Installation of 16'x 6' and 18'x 6' vertical wall channel from the concrete slope channel behind Alexandria Iron at the L & A Railroad to Bogan Street; reconstruction of drainage inlets; removal of railroad crossings and installation of additional drainage appurtenances.
 Chatlin Lake Drainage Improvements, Phase 4: Installation of 18'x 6' vertical wall channel from Bogan Street to drainage ditch near Applewhite Street; reconstruction of existing drainage inlets and installation of additional drainage appurtenances.

PROJECT JUSTIFICATION:

This project was approved by the citizens of Alexandria on Proposition No. 2 (Drainage Improvement Tax).

PROJECT PRIORITY: A

START DATE: January 2000

EST TIME TO COMPLETE: 6 Years

OPERATING BUDGET EFFECT:

NONE

N/A

SEE DETAIL

SHEET A 2009-2010/2013-2014 CAPITAL IMPROVEMENTS PROGRAM

PROJECT TITLE: 16th Street Flood Control Out Fall Structure	PROJECT CATEGORY: Drainage
PROJECT NUMBER: 259603	COUNCIL DISTRICT # 1
DIVISION: Planning & Economic Development	DEPARTMENT: Engineering

PROJECT BUDGET**REVENUE BREAKDOWN**

REVENUE SOURCES					SALES TAX	TOTAL
PRIOR BDGTS					180,000	180,000
PRIOR EXP					5,013	5,013
BUDGET C/0					174,987	174,987
2009-2010						
2010-2011						
2011-2012						
2012-2013						
2013-2014						
Future Funding						
TOTAL COST					180,000	180,000

EXPENDITURE BREAKDOWN

EXPENDITURE BREAKDOWN	ENGINEERING	TESTING	LAND ACQUISITION	CONSTRUCTION	OTHER	TOTAL
PRIOR BDGTS	15,000	500		159,000	5,500	180,000
2009-2010						
2010-2011						
2011-2012						
2012-2013						
2013-2014						
Future Funding						
TOTAL COST	15,000	500		159,000	5,500	180,000

PROJECT SPECIFICATIONS**PROJECT DESCRIPTION:**

Reconstruction of concrete slope pavement located at 16th Street Flood Gate Out Fall Structure.

PROJECT JUSTIFICATION:

During the construction of Flood Control improvements at the 16th Street Flood Control Structure we noticed failures to the existing slope pavement. Prior to the completion of this project several concrete panels failed due to tremendous voids under the pavement. The concrete pavement needs to be replaced soon to prevent erosion in this area and possible liability to the City in the event someone falls on the pavement.

PROJECT PRIORITY:

A

START DATE: October 2006**EST TIME TO COMPLETE:**

Three Months

OPERATING BUDGET EFFECT: NONE N/A SEE DETAIL

SHEET A 2009-2010/2013-2014 CAPITAL IMPROVEMENTS PROGRAM

PROJECT TITLE: Bayou Hynson Drainage	PROJECT CATEGORY: Drainage
PROJECT NUMBER: 259802	COUNCIL DISTRICT # 2
DIVISION: Planning & Economic Development	DEPARTMENT: Engineering

PROJECT BUDGET

REVENUE BREAKDOWN

REVENUE SOURCES	UTILITY FUNDS	OTHER	PROPERTY TAX - 98	TOTAL
PRIOR BDGTS	22,080	100,000	1,772,333	1,894,413
PRIOR EXP	22,080	100,000	1,697,739	1,819,819
BUDGET C/0	0	0	74,594	74,594
2009-2010				
2010-2011				
2011-2012				
2012-2013				
2013-2014				
Future Funding				
TOTAL COST	22,080	100,000	1,772,333	1,894,413

EXPENDITURE BREAKDOWN

EXPENDITURE BREAKDOWN	ENGINEERING	TESTING	LAND ACQUISITION	CONSTRUCTION	OTHER	TOTAL
PRIOR BDGTS	135,000	5,000	85,333	1,615,080	54,000	1,894,413
2009-2010						
2010-2011						
2011-2012						
2012-2013						
2013-2014						
Future Funding						
TOTAL COST	135,000	5,000	85,333	1,615,080	54,000	1,894,413

PROJECT SPECIFICATIONS

PROJECT DESCRIPTION:

Installation of a double 10' x 7' RCB; 20' x 7', 21' x 7' and 7' x 7' Vertical Channel; 18", 24" 30" and 36" RCP; concrete access ramp; concrete headwalls; removal of existing chain link fence; installation of 6' high chain link fence on both sides of the drainage improvements; relocation of all affected utilities; and any other drainage appurtenances required to construct this Project.

PROJECT JUSTIFICATION:

Project was approved as part of the 1998 Property Tax Issue.

PROJECT PRIORITY:

A

START DATE: Under Construction

EST TIME TO COMPLETE:

1 Year

OPERATING BUDGET EFFECT:

 NONE

 N/A

 SEE DETAIL

SHEET A 2009-2010/2013-2014 CAPITAL IMPROVEMENTS PROGRAM

PROJECT TITLE: McDonald Street Drainage Improvements	PROJECT CATEGORY: Drainage
PROJECT NUMBER: 259803	COUNCIL DISTRICT # 3
DIVISION: Planning & Economic Development	DEPARTMENT: Engineering

PROJECT BUDGET

REVENUE BREAKDOWN

REVENUE SOURCES	UTILITY FUNDS	SALES TAX BONDS 2004	SALES TAX	TOTAL
PRIOR BDGTS	306,445	97,601	518,399	922,445
PRIOR EXP	325,989	97,601	435,768	859,358
BUDGET C/0	(19,544)	0	82,631	63,087
2009-2010				
2010-2011				
2011-2012				
2012-2013				
2013-2014				
Future Funding				
TOTAL COST	306,445	97,601	518,399	922,445

EXPENDITURE BREAKDOWN

EXPENDITURE BREAKDOWN	ENGINEERING	TESTING	LAND ACQUISITION	CONSTRUCTION	OTHER	TOTAL
PRIOR BDGTS	184,000	3,500	12,500	710,445	12,000	922,445
2009-2010						
2010-2011						
2011-2012						
2012-2013						
2013-2014						
Future Funding						
TOTAL COST	184,000	3,500	12,500	710,445	12,000	922,445

PROJECT SPECIFICATIONS

PROJECT DESCRIPTION:

Installation of 15", 18", 24" and 36" RC pipe; catch basins; reshaping existing ditch; reconstructing McDonald Street with 6" concrete pavement 24 feet wide, relocating existing utilities, and installing all additional appurtenances required to construct this project.

PROJECT JUSTIFICATION:

City has received complaints from residents residing on McDonald Street concerning flooding of their street. Storm water drains towards Lincoln Road; however, there is neither a ditch nor an easement in which drainage improvements could be installed.

PROJECT PRIORITY:

A

START DATE: October 2005

EST TIME TO COMPLETE:

1 Year

OPERATING BUDGET EFFECT:

 NONE N/A SEE DETAIL

SHEET A 2009-2010/2013-2014 CAPITAL IMPROVEMENTS PROGRAM

PROJECT TITLE: Master Drainage Map Update		PROJECT CATEGORY: Drainage	
PROJECT NUMBER: 259902		COUNCIL DISTRICT # All	
DIVISION: Planning & Economic Development		DEPARTMENT: Engineering	

PROJECT BUDGET

REVENUE BREAKDOWN

REVENUE SOURCES					SALES TAX	TOTAL
PRIOR BDGTS					70,000	70,000
PRIOR EXP					24,553	24,553
BUDGET C/0					45,447	45,447
2009-2010						
2010-2011						
2011-2012						
2012-2013						
2013-2014						
Future Funding						
TOTAL COST					70,000	70,000

EXPENDITURE BREAKDOWN

EXPENDITURE BREAKDOWN	ENGINEERING	TESTING	LAND ACQUISITION	CONSTRUCTION	OTHER	TOTAL
PRIOR BDGTS	52,000				18,000	70,000
2009-2010						
2010-2011						
2011-2012						
2012-2013						
2013-2014						
Future Funding						
TOTAL COST	52,000				18,000	70,000

PROJECT SPECIFICATIONS

PROJECT DESCRIPTION: To update the City's Master Drainage Map.			
PROJECT JUSTIFICATION: The City had a Master Drainage Study made in 1982, this study now needs to be updated to address development within our Corp. Limits and to have future projects designed using current design methods.			
PROJECT PRIORITY:	A	EST TIME TO COMPLETE:	Ongoing
START DATE:	Ongoing	OPERATING BUDGET EFFECT:	SEE DETAIL
	<input checked="" type="checkbox"/> NONE	<input type="checkbox"/> N/A	

SHEET A 2009-2010/2013-2014 CAPITAL IMPROVEMENTS PROGRAM

PROJECT TITLE: Southern Heights Subdivision Drainage/Street Improvements	PROJECT CATEGORY: Drainage
PROJECT NUMBER: 250203	COUNCIL DISTRICT # 2
DIVISION: Planning & Economic Development	DEPARTMENT: Engineering

PROJECT BUDGET

REVENUE BREAKDOWN

REVENUE SOURCES	UTILITY FUNDS	SALES TAX BONDS 2004	SALES TAX	TOTAL
PRIOR BDGTS	77,000	846,644	1,156,736	2,080,380
PRIOR EXP	61,910	846,644	952,969	1,861,523
BUDGET C/0	15,090	0	203,767	218,857
2009-2010			125,000	125,000
2010-2011			1,250,000	1,250,000
2011-2012				
2012-2013				
2013-2014				
Future Funding				
TOTAL COST	77,000	846,644	2,531,736	3,455,380

EXPENDITURE BREAKDOWN

EXPENDITURE BREAKDOWN	ENGINEERING	TESTING	LAND ACQUISITION	CONSTRUCTION	OTHER	TOTAL
PRIOR BDGTS	56,000	3,500	12,500	1,994,380	14,000	2,080,380
2009-2010	125,000					125,000
2010-2011				1,250,000		1,250,000
2011-2012						
2012-2013						
2013-2014						
Future Funding						
TOTAL COST	181,000	3,500	12,500	3,244,380	14,000	3,455,380

PROJECT SPECIFICATIONS

PROJECT DESCRIPTION: Installation of 15", 18", 24" and 30" RCP, catch basins, 24 feet wide 6" thick concrete street with curb and gutters, relocation of utilities and all additional street and drainage appurtenances required to complete this Project. Street and drainage improvements are to be provided on Jefferson Street from Lee Street to Joseph Street, on Joseph Street from Jefferson Street to Carlton Street and on Carlton Street from Joseph Street to Green Street.			
PROJECT JUSTIFICATION: The existing drainage facility is inadequate to accommodate the storm flow in this neighborhood. Street and drainage improvements are proposed to reduce flooding.			
PROJECT PRIORITY:	A	EST TIME TO COMPLETE:	Four Months
START DATE:	June 2005	OPERATING BUDGET EFFECT:	
	<input checked="" type="checkbox"/> NONE	<input type="checkbox"/> N/A	<input type="checkbox"/> SEE DETAIL

SHEET A 2009-2010/2013-2014 CAPITAL IMPROVEMENTS PROGRAM

PROJECT TITLE: Wooddale Housing Drainage Improvement	PROJECT CATEGORY: Drainage
PROJECT NUMBER: 250204	COUNCIL DISTRICT # 1
DIVISION: Planning & Economic Development	DEPARTMENT: Engineering

PROJECT BUDGET

REVENUE BREAKDOWN

REVENUE SOURCES				UTILITY FUNDS	SALES TAX	TOTAL
PRIOR BDGTS				76,000	1,394,000	1,470,000
PRIOR EXP				63,645	1,268,062	1,331,707
BUDGET C/O				12,355	125,938	138,293
2009-2010						
2010-2011						
2011-2012						
2012-2013						
2013-2014						
Future Funding						
TOTAL COST				76,000	1,394,000	1,470,000

EXPENDITURE BREAKDOWN

EXPENDITURE BREAKDOWN	ENGINEERING	TESTING	LAND ACQUISITION	CONSTRUCTION	OTHER	TOTAL
PRIOR BDGTS	70,000	3,500	25,000	1,353,000	18,500	1,470,000
2009-2010						
2010-2011						
2011-2012						
2012-2013						
2013-2014						
Future Funding						
TOTAL COST	70,000	3,500	25,000	1,353,000	18,500	1,470,000

PROJECT SPECIFICATIONS

PROJECT DESCRIPTION:

Construction of an earthen ditch from Enterprise Road to Martha Lane., Installation of box culverts across Bolton Avenue (La 1), catch basins, 15", 18" 24" and 30" RCP under driveways and streets to convey storm water to Martha Lane from Enterprise Road and all additional appurtenances to complete this project.

PROJECT JUSTIFICATION:

Shown on the Master Drainage Map. In addition, this project should reduce flooding in the Wooddale Housing Project as well as provide the City with an improved infrastructure for future development along Bolton Avenue.

PROJECT PRIORITY:

A

START DATE: August 2005

EST TIME TO COMPLETE:

5 Months

OPERATING BUDGET EFFECT:

X

NONE

N/A

SEE DETAIL

SHEET A 2009-2010/2013-2014 CAPITAL IMPROVEMENTS PROGRAM

PROJECT TITLE: Right of Ways & Servitudes		PROJECT CATEGORY: Drainage	
PROJECT NUMBER: 250211		COUNCIL DISTRICT # All	
DIVISION: Planning & Economic Development		DEPARTMENT: Engineering	

PROJECT BUDGET

REVENUE BREAKDOWN

REVENUE SOURCES					SALES TAX	TOTAL
PRIOR BDGTS					250,000	250,000
PRIOR EXP					101,498	101,498
BUDGET C/0					148,502	148,502
2009-2010					60,000	60,000
2010-2011					60,000	60,000
2011-2012					60,000	60,000
2012-2013					60,000	60,000
2013-2014					60,000	60,000
Future Funding						
TOTAL COST					550,000	550,000

EXPENDITURE BREAKDOWN

EXPENDITURE BREAKDOWN	ENGINEERING	TESTING	LAND ACQUISITION	CONSTRUCTION	OTHER	TOTAL
PRIOR BDGTS			225,000		25,000	250,000
2009-2010			60,000			60,000
2010-2011			60,000			60,000
2011-2012			60,000			60,000
2012-2013			60,000			60,000
2013-2014			60,000			60,000
Future Funding						
TOTAL COST			525,000		25,000	550,000

PROJECT SPECIFICATIONS

PROJECT DESCRIPTION:

To purchase right-of-ways or servitudes from property owners for the Street Department.

PROJECT JUSTIFICATION:

Needed to maintain existing ditches in the City's corporate limits.

PROJECT PRIORITY: A

START DATE: Ongoing

EST TIME TO COMPLETE: Ongoing

OPERATING BUDGET EFFECT:

NONE

N/A

SEE DETAIL

SHEET A 2009-2010/2013-2014 CAPITAL IMPROVEMENTS PROGRAM

PROJECT TITLE: Catch Basin Upgrade	PROJECT CATEGORY: Drainage
PROJECT NUMBER: 250303	COUNCIL DISTRICT # All
DIVISION: Planning & Economic Development	DEPARTMENT: Engineering

PROJECT BUDGET

REVENUE BREAKDOWN

REVENUE SOURCES					SALES TAX	TOTAL
PRIOR BDGTS					250,000	250,000
PRIOR EXP					40,995	40,995
BUDGET C/0					209,005	209,005
2009-2010					50,000	50,000
2010-2011					50,000	50,000
2011-2012					50,000	50,000
2012-2013					50,000	50,000
2013-2014					50,000	50,000
Future Funding						
TOTAL COST					500,000	500,000

EXPENDITURE BREAKDOWN

EXPENDITURE BREAKDOWN	ENGINEERING	TESTING	LAND ACQUISITION	CONSTRUCTION	OTHER	TOTAL
PRIOR BDGTS				250,000		250,000
2009-2010				50,000		50,000
2010-2011				50,000		50,000
2011-2012				50,000		50,000
2012-2013				50,000		50,000
2013-2014				50,000		50,000
Future Funding						
TOTAL COST				500,000		500,000

PROJECT SPECIFICATIONS

PROJECT DESCRIPTION: Upgrading catch basins throughout the City to the City's new standard.			
PROJECT JUSTIFICATION:			
PROJECT PRIORITY:	A	EST TIME TO COMPLETE:	N/A
START DATE:	On Going		
OPERATING BUDGET EFFECT:	<input checked="" type="checkbox"/> NONE	<input type="checkbox"/> N/A	<input type="checkbox"/> SEE DETAIL

CITY OF ALEXANDRIA

SHEET A 2009-2010/2013-2014 CAPITAL IMPROVEMENTS PROGRAM

PROJECT TITLE: Culpepper Drainage-Llewellyn to Sterkx Road	PROJECT CATEGORY: Drainage
PROJECT NUMBER: 250310	COUNCIL DISTRICT # 2
DIVISION: Planning & Economic Development	DEPARTMENT: Engineering

PROJECT BUDGET

REVENUE BREAKDOWN

REVENUE SOURCES	SALES TAX	PROPERTY TAX 2003	PROPERTY TAX - 98	TOTAL
PRIOR BDGTS		275,378	1,711,449	1,986,827
PRIOR EXP		8,378	646,936	655,314
BUDGET C/O		267,000	1,064,513	1,331,513
2009-2010				
2010-2011				
2011-2012				
2012-2013				
2013-2014				
Future Funding				
TOTAL COST		275,378	1,711,449	1,986,827

EXPENDITURE BREAKDOWN

EXPENDITURE BREAKDOWN	ENGINEERING	TESTING	LAND ACQUISITION	CONSTRUCTION	OTHER	TOTAL
PRIOR BDGTS	160,000	2,000	20,000	1,796,827	8,000	1,986,827
2009-2010						
2010-2011						
2011-2012						
2012-2013						
2013-2014						
Future Funding						
TOTAL COST	160,000	2,000	20,000	1,796,827	8,000	1,986,827

PROJECT SPECIFICATIONS

PROJECT DESCRIPTION:

Installation of 15", 18", 42" 48", 54" and 60" RCP along Culpepper Road from Llewellyn Ditch towards Sterkx Road with catch basins any and all drainage appurtenances required to complete this project.

PROJECT JUSTIFICATION:

Project approved as part of 1998 Property Tax Issue.

PROJECT PRIORITY:

A

START DATE: August 2005

EST TIME TO COMPLETE:

6 Months

OPERATING BUDGET EFFECT:

 NONE

 N/A

 SEE DETAIL

SHEET A 2009-2010/2013-2014 CAPITAL IMPROVEMENTS PROGRAM

PROJECT TITLE: McAdams Ditch/MacArthur Dr to Existing Concrete Vertical Channel	PROJECT CATEGORY: Drainage
PROJECT NUMBER: 250408	COUNCIL DISTRICT # 5
DIVISION: Planning & Economic Development	DEPARTMENT: Engineering

PROJECT BUDGET

REVENUE BREAKDOWN

REVENUE SOURCES				SALES TAX BONDS 2004	PROPERTY TAX 2003	TOTAL
PRIOR BDGTS				43,825	1,079,175	1,123,000
PRIOR EXP				43,825	1,029,025	1,072,850
BUDGET C/O				0	50,150	50,150
2009-2010						
2010-2011						
2011-2012						
2012-2013						
2013-2014						
Future Funding						
TOTAL COST				43,825	1,079,175	1,123,000

EXPENDITURE BREAKDOWN

EXPENDITURE BREAKDOWN	ENGINEERING	TESTING	LAND ACQUISITION	CONSTRUCTION	OTHER	TOTAL
PRIOR BDGTS	52,000	4,500	30,000	1,013,000	23,500	1,123,000
2009-2010						
2010-2011						
2011-2012						
2012-2013						
2013-2014						
Future Funding						
TOTAL COST	52,000	4,500	30,000	1,013,000	23,500	1,123,000

PROJECT SPECIFICATIONS

PROJECT DESCRIPTION:

Installation of concrete vertical channel; chain link fencing; connection of existing drainage pipe and all additional drainage appurtenances required for this project.

PROJECT JUSTIFICATION:

Improvements for this area is shown on the Master Drainage Map.

PROJECT PRIORITY:

A

START DATE: February 2006

EST TIME TO COMPLETE:

Six Months

OPERATING BUDGET EFFECT:

 NONE N/A SEE DETAIL

SHEET A 2009-2010/2013-2014 CAPITAL IMPROVEMENTS PROGRAM

PROJECT TITLE: Texas Avenue - Phillips to Asber St	PROJECT CATEGORY: Drainage
PROJECT NUMBER: 250414	COUNCIL DISTRICT # 4
DIVISION: Planning & Economic Development	DEPARTMENT: Engineering

PROJECT BUDGET

REVENUE BREAKDOWN

REVENUE SOURCES				SALES TAX	SALES TAX BONDS 2004	TOTAL
PRIOR BDGTS					74,000	74,000
PRIOR EXP					51,178	51,178
BUDGET C/0					22,822	22,822
2009-2010					(22,822)	(22,822)
2010-2011						
2011-2012						
2012-2013						
2013-2014						
Future Funding						
TOTAL COST					51,178	51,178

EXPENDITURE BREAKDOWN

EXPENDITURE BREAKDOWN	ENGINEERING	TESTING	LAND ACQUISITION	CONSTRUCTION	OTHER	TOTAL
PRIOR BDGTS	66,000	3,000			5,000	74,000
2009-2010					(22,822)	(22,822)
2010-2011						
2011-2012						
2012-2013						
2013-2014						
Future Funding						
TOTAL COST	66,000	3,000			(17,822)	51,178

PROJECT SPECIFICATIONS

PROJECT DESCRIPTION:

Installation of 15", 18", 36" and 42" RCP along Texas Avenue, catch basins and all drainage appurtenances required to construct this project.

PROJECT JUSTIFICATION:

Storm water drains along Texas Avenue from Masonic Drive to Phillips Street. There are no drainage pipe nor catch basins located between these points. As a result, Texas Avenue Floods during light and medium rains. This project will be the first phase of several phases to provide drainage improvements along Texas Avenue to Masonic Drive.

PROJECT PRIORITY:

A

START DATE: March 2007

EST TIME TO COMPLETE:

Four Months

OPERATING BUDGET EFFECT:

 NONE N/A SEE DETAIL

SHEET A 2009-2010/2013-2014 CAPITAL IMPROVEMENTS PROGRAM

PROJECT TITLE: Cloverdale Drainage	PROJECT CATEGORY: Drainage
PROJECT NUMBER: 250420	COUNCIL DISTRICT # 5
DIVISION: Planning & Economic Development	DEPARTMENT: Engineering

PROJECT BUDGET**REVENUE BREAKDOWN**

REVENUE SOURCES					SALES TAX	TOTAL
PRIOR BDGTS					233,000	233,000
PRIOR EXP					86,768	86,768
BUDGET C/0					146,232	146,232
2009-2010					(146,232)	(146,232)
2010-2011						
2011-2012						
2012-2013						
2013-2014						
Future Funding						
TOTAL COST					86,768	86,768

EXPENDITURE BREAKDOWN

EXPENDITURE BREAKDOWN	ENGINEERING	TESTING	LAND ACQUISITION	CONSTRUCTION	OTHER	TOTAL
PRIOR BDGTS			188,000	45,000		233,000
2009-2010			(146,232)			(146,232)
2010-2011						
2011-2012						
2012-2013						
2013-2014						
Future Funding						
TOTAL COST			41,768	45,000		86,768

PROJECT SPECIFICATIONS**PROJECT DESCRIPTION:**

Purchase property for the construction of drainage improvements for Cloverdale Subdivision.

PROJECT JUSTIFICATION:

The City has entered into an Intergovernmental Agreement with the Rapides Parish Jury. This Agreement requires the City to purchase property for the Police Jury to construct drainage improvements on.

PROJECT PRIORITY:

A

START DATE: March 2010**EST TIME TO COMPLETE:**

Four Months

OPERATING BUDGET EFFECT: NONE N/A SEE DETAIL

SHEET A 2009-2010/2013-2014 CAPITAL IMPROVEMENTS PROGRAM

PROJECT TITLE: Residential Drainage Ditch Closure		PROJECT CATEGORY: Drainage	
PROJECT NUMBER: 250421		COUNCIL DISTRICT # All	
DIVISION: Planning & Economic Development		DEPARTMENT: Engineering	

PROJECT BUDGET

REVENUE BREAKDOWN

REVENUE SOURCES				PROPERTY TAX 2008	PROPERTY TAX 2003	TOTAL
PRIOR BDGTS					2,694,002	2,694,002
PRIOR EXP					2,552,902	2,552,902
BUDGET C/0					141,100	141,100
2009-2010				215,000	905,000	1,120,000
2010-2011				200,000		200,000
2011-2012				375,000		375,000
2012-2013				375,000		375,000
2013-2014				375,000		375,000
Future Funding						
TOTAL COST				1,540,000	3,599,002	5,139,002

EXPENDITURE BREAKDOWN

EXPENDITURE BREAKDOWN	ENGINEERING	TESTING	LAND ACQUISITION	CONSTRUCTION	OTHER	TOTAL
PRIOR BDGTS				2,694,002		2,694,002
2009-2010	120,000			1,000,000		1,120,000
2010-2011	20,000			180,000		200,000
2011-2012	50,000			325,000		375,000
2012-2013	50,000			325,000		375,000
2013-2014	50,000			325,000		375,000
Future Funding						
TOTAL COST	290,000			4,849,002		5,139,002

PROJECT SPECIFICATIONS

PROJECT DESCRIPTION:

Closure of drainage ditches within residential areas.

PROJECT JUSTIFICATION:

Included as part of 2003 Property Tax Issue.

PROJECT PRIORITY: A

START DATE: May 2003

EST TIME TO COMPLETE: Five Years

OPERATING BUDGET EFFECT:

NONE

N/A

SEE DETAIL

SHEET A 2009-2010/2013-2014 CAPITAL IMPROVEMENTS PROGRAM

PROJECT TITLE: West Sandy Bayou/Chatlin Lake Canal to Bennett	PROJECT CATEGORY: Drainage
PROJECT NUMBER: 250502	COUNCIL DISTRICT # 3
DIVISION: Planning & Economic Development	DEPARTMENT: Engineering

PROJECT BUDGET**REVENUE BREAKDOWN**

REVENUE SOURCES				SALES TAX	SALES TAX BONDS 2004	TOTAL
PRIOR BDGTS					148,000	148,000
PRIOR EXP					48,085	48,085
BUDGET C/0					99,915	99,915
2009-2010						
2010-2011						
2011-2012						
2012-2013						
2013-2014						
Future Funding				738,520		738,520
TOTAL COST				738,520	148,000	886,520

EXPENDITURE BREAKDOWN

EXPENDITURE BREAKDOWN	ENGINEERING	TESTING	LAND ACQUISITION	CONSTRUCTION	OTHER	TOTAL
PRIOR BDGTS	42,000	1,000	35,000	60,000	10,000	148,000
2009-2010						
2010-2011						
2011-2012						
2012-2013						
2013-2014						
Future Funding				738,520		738,520
TOTAL COST	42,000	1,000	35,000	798,520	10,000	886,520

PROJECT SPECIFICATIONS**PROJECT DESCRIPTION:**

Installation of concrete slope pavement; box culvert under Daspit Street; connection of existing drainage to new drainage facilities; installing chain link fencing along easement or city property; and all additional drainage appurtenances required for this project.

PROJECT JUSTIFICATION:

Improvements for this area is shown on the Master Drainage Map.

PROJECT PRIORITY:

A

START DATE: February 2007**EST TIME TO COMPLETE:**

Five Months

OPERATING BUDGET EFFECT:
 NONE

 N/A

 SEE DETAIL

SHEET A 2009-2010/2013-2014 CAPITAL IMPROVEMENTS PROGRAM

PROJECT TITLE: Bayou Phillips Pump Station		PROJECT CATEGORY: Drainage	
PROJECT NUMBER: 250503		COUNCIL DISTRICT # 3	
DIVISION: Planning & Economic Development		DEPARTMENT: Engineering	

PROJECT BUDGET

REVENUE BREAKDOWN

REVENUE SOURCES					PROPERTY TAX 2003	TOTAL
PRIOR BDGTS					1,030,000	1,030,000
PRIOR EXP						
BUDGET C/O					1,030,000	1,030,000
2009-2010						
2010-2011						
2011-2012						
2012-2013						
2013-2014						
Future Funding						
TOTAL COST					1,030,000	1,030,000

EXPENDITURE BREAKDOWN

EXPENDITURE BREAKDOWN	ENGINEERING	TESTING	LAND ACQUISITION	CONSTRUCTION	OTHER	TOTAL
PRIOR BDGTS	80,000	3,500	2,000	919,000	25,500	1,030,000
2009-2010						
2010-2011						
2011-2012						
2012-2013						
2013-2014						
Future Funding						
TOTAL COST	80,000	3,500	2,000	919,000	25,500	1,030,000

PROJECT SPECIFICATIONS

PROJECT DESCRIPTION:

Installation of two storm water pumps at Bayou Phillips Flood Gate.

PROJECT JUSTIFICATION:

The City has completed construction of a \$13,000,000 complex in the Industrial Park. The runoff from our complex and other structures constructed or to be constructed empties into Bayou Phillips and drains into Bayou Rapides then to the Red River. When the river is high and storm water is restricted the flood gate at Bayou Phillips is closed to prevent back water flooding north of Bayou Phillips. Last spring the gates were closed and we had several days of rain. This caused flooding of the complex site and restricted construction for several weeks.

PROJECT PRIORITY: A

START DATE: February 2006

EST TIME TO COMPLETE: Six Months

OPERATING BUDGET EFFECT:

NONE

N/A

SEE DETAIL

SHEET A 2009-2010/2013-2014 CAPITAL IMPROVEMENTS PROGRAM

PROJECT TITLE: Hudson Boulevard/Natchez to Lincoln	PROJECT CATEGORY: Drainage
PROJECT NUMBER: 250504	COUNCIL DISTRICT # 3
DIVISION: Planning & Economic Development	DEPARTMENT: Engineering

PROJECT BUDGET**REVENUE BREAKDOWN**

REVENUE SOURCES	SALES TAX	PROPERTY TAX 2003	TOTAL
PRIOR BDGTS		1,215,000	1,215,000
PRIOR EXP		265,299	265,299
BUDGET C/0		949,701	949,701
2009-2010	800,000		800,000
2010-2011			
2011-2012			
2012-2013			
2013-2014			
Future Funding			
TOTAL COST	800,000	1,215,000	2,015,000

EXPENDITURE BREAKDOWN

EXPENDITURE BREAKDOWN	ENGINEERING	TESTING	LAND ACQUISITION	CONSTRUCTION	OTHER	TOTAL
PRIOR BDGTS	47,000	500	5,000	1,157,000	5,500	1,215,000
2009-2010				800,000		800,000
2010-2011						
2011-2012						
2012-2013						
2013-2014						
Future Funding						
TOTAL COST	47,000	500	5,000	1,957,000	5,500	2,015,000

PROJECT SPECIFICATIONS**PROJECT DESCRIPTION:**

Installation of 24", 48" and 54" RCP within an existing ditch located on Hudson Boulevard from Mobile Street to Natchez Street along with catch basins and all additional drainage appurtenances.

PROJECT JUSTIFICATION:

The existing ditch needs to be deepened in order to carry the volume of storm water flowing in this ditch to Hynson Bayou. Presently the area draining towards this ditch floods since the ditch cannot be deepened without causing the adjacent road to fail. In order to protect the existing road and provide some of the needed drainage improvements, the installation of concrete pipe within the existing ditch is the only method of improvement available to address this problem.

PROJECT PRIORITY: A

START DATE: March 2006

EST TIME TO COMPLETE: Three Months

OPERATING BUDGET EFFECT: NONE N/A SEE DETAIL

SHEET A 2009-2010/2013-2014 CAPITAL IMPROVEMENTS PROGRAM

PROJECT TITLE: Drainage Improvements Applebee's to Dorchester	PROJECT CATEGORY: Drainage
PROJECT NUMBER: 250508	COUNCIL DISTRICT # 5
DIVISION: Planning & Economic Development	DEPARTMENT: Engineering

PROJECT BUDGET

REVENUE BREAKDOWN

REVENUE SOURCES				SALES TAX	SALES TAX BONDS 2004	TOTAL
PRIOR BDGTS				404,147	66,853	471,000
PRIOR EXP					66,853	66,853
BUDGET C/0				404,147	0	404,147
2009-2010				115,000		115,000
2010-2011						
2011-2012						
2012-2013						
2013-2014						
Future Funding						
TOTAL COST				519,147	66,853	586,000

EXPENDITURE BREAKDOWN

EXPENDITURE BREAKDOWN	ENGINEERING	TESTING	LAND ACQUISITION	CONSTRUCTION	OTHER	TOTAL
PRIOR BDGTS	55,000	7,000	75,000	314,000	20,000	471,000
2009-2010				115,000		115,000
2010-2011						
2011-2012						
2012-2013						
2013-2014						
Future Funding						
TOTAL COST	55,000	7,000	75,000	429,000	20,000	586,000

PROJECT SPECIFICATIONS

PROJECT DESCRIPTION:

Installation of 7' x 4' RCB, catch basins and additional drainage appurtenances.

PROJECT JUSTIFICATION:

To construct next phase of drainage improvements.

PROJECT PRIORITY:

A

START DATE: March 2006

EST TIME TO COMPLETE:

Four Months

OPERATING BUDGET EFFECT:

 NONE

 N/A

 SEE DETAIL

SHEET A 2009-2010/2013-2014 CAPITAL IMPROVEMENTS PROGRAM

PROJECT TITLE: Elizabeth Street Drainage Improvements	PROJECT CATEGORY: Drainage
PROJECT NUMBER: 250509	COUNCIL DISTRICT # 5
DIVISION: Planning & Economic Development	DEPARTMENT: Engineering

PROJECT BUDGET

REVENUE BREAKDOWN

REVENUE SOURCES	UTILITY FUND	SALES TAX	TOTAL
PRIOR BDGTS		515,000	515,000
PRIOR EXP		513,542	513,542
BUDGET C/0		1,458	1,458
2009-2010			
2010-2011			
2011-2012			
2012-2013			
2013-2014			
Future Funding			
TOTAL COST		515,000	515,000

EXPENDITURE BREAKDOWN

EXPENDITURE BREAKDOWN	ENGINEERING	TESTING	LAND ACQUISITION	CONSTRUCTION	OTHER	TOTAL
PRIOR BDGTS	100,000			415,000		515,000
2009-2010						
2010-2011						
2011-2012						
2012-2013						
2013-2014						
Future Funding						
TOTAL COST	100,000			415,000		515,000

PROJECT SPECIFICATIONS

PROJECT DESCRIPTION:

Installation of 15", 18", 24" 30" and 36" RCP, catch basins and all additional appurtenances to complete this Project.

PROJECT JUSTIFICATION:

Residents have complain regarding an open ditch along the front of their residents. A request has been made to the Administration to close this ditch in and provide subsurface drainage improvements.

PROJECT PRIORITY: A

START DATE: March 2012

EST TIME TO COMPLETE: Five Months

OPERATING BUDGET EFFECT:

NONE

N/A

SEE DETAIL

SHEET A 2009-2010/2013-2014 CAPITAL IMPROVEMENTS PROGRAM

PROJECT TITLE: Prescott Road - Shirley Park Place towards Texas Avenue	PROJECT CATEGORY: Drainage
PROJECT NUMBER: 250511	COUNCIL DISTRICT # 4
DIVISION: Planning & Economic Development	DEPARTMENT: Engineering

PROJECT BUDGET

REVENUE BREAKDOWN

REVENUE SOURCES					PROPERTY TAX 03	TOTAL
PRIOR BDGTS					1,193,000	1,193,000
PRIOR EXP					76,850	76,850
BUDGET C/0					1,116,150	1,116,150
2009-2010						
2010-2011						
2011-2012						
2012-2013						
2013-2014						
Future Funding						
TOTAL COST					1,193,000	1,193,000

EXPENDITURE BREAKDOWN

EXPENDITURE BREAKDOWN	ENGINEERING	TESTING	LAND ACQUISITION	CONSTRUCTION	OTHER	TOTAL
PRIOR BDGTS	105,000	2,000	25,000	1,038,000	23,000	1,193,000
2009-2010						
2010-2011						
2011-2012						
2012-2013						
2013-2014						
Future Funding						
TOTAL COST	105,000	2,000	25,000	1,038,000	23,000	1,193,000

PROJECT SPECIFICATIONS

PROJECT DESCRIPTION:

Installation of 15", 18", 24" 30", 36", 42" and 48" RCP along Prescott Road with catch basins and all additional drainage appurtenances required for the construction of this project.

PROJECT JUSTIFICATION:

Project is included in 2003 Property Tax Issue.

PROJECT PRIORITY:

A

START DATE: March 2007

EST TIME TO COMPLETE:

Six Months

OPERATING BUDGET EFFECT:

 NONE

 N/A

 SEE DETAIL

SHEET A 2009-2010/2013-2014 CAPITAL IMPROVEMENTS PROGRAM

PROJECT TITLE: Pump Station Repairs	PROJECT CATEGORY: Drainage
PROJECT NUMBER: 250512	COUNCIL DISTRICT # All
DIVISION: Planning & Economic Development	DEPARTMENT: Engineering

PROJECT BUDGET

REVENUE BREAKDOWN

REVENUE SOURCES					SALES TAX	TOTAL
PRIOR BDGTS					115,000	115,000
PRIOR EXP					40,988	40,988
BUDGET C/0					74,012	74,012
2009-2010					10,000	10,000
2010-2011					10,000	10,000
2011-2012					10,000	10,000
2012-2013					10,000	10,000
2013-2014					10,000	10,000
Future Funding						
TOTAL COST					165,000	165,000

EXPENDITURE BREAKDOWN

EXPENDITURE BREAKDOWN	ENGINEERING	TESTING	LAND ACQUISITION	CONSTRUCTION	OTHER	TOTAL
PRIOR BDGTS				115,000		115,000
2009-2010				10,000		10,000
2010-2011				10,000		10,000
2011-2012				10,000		10,000
2012-2013				10,000		10,000
2013-2014				10,000		10,000
Future Funding						
TOTAL COST				165,000		165,000

PROJECT SPECIFICATIONS

PROJECT DESCRIPTION:
Needed repairs to existing pump stations.

PROJECT JUSTIFICATION:
The City has numerous pump stations and in lieu of having individual projects for making repairs to our pump stations this account is established.

PROJECT PRIORITY: A

START DATE: On Going **EST TIME TO COMPLETE:** On Going

OPERATING BUDGET EFFECT:
 X NONE N/A SEE DETAIL

SHEET A 2009-2010/2013-2014 CAPITAL IMPROVEMENTS PROGRAM

PROJECT TITLE: Chatlain Lake Canal - Willow Glen to Hudson	PROJECT CATEGORY: Drainage
PROJECT NUMBER: 250604	COUNCIL DISTRICT # 5
DIVISION: Planning & Economic Development	DEPARTMENT: Engineering

PROJECT BUDGET

REVENUE BREAKDOWN

REVENUE SOURCES				SALES TAX	SALES TAX BONDS 2004	TOTAL
PRIOR BDGTS				84,320	680	85,000
PRIOR EXP					680	680
BUDGET C/O				84,320	0	84,320
2009-2010						
2010-2011						
2011-2012						
2012-2013						
2013-2014						
Future Funding				1,377,500		1,377,500
TOTAL COST				1,461,820	680	1,462,500

EXPENDITURE BREAKDOWN

EXPENDITURE BREAKDOWN	ENGINEERING	TESTING	LAND ACQUISITION	CONSTRUCTION	OTHER	TOTAL
PRIOR BDGTS	15,000		70,000			85,000
2009-2010						
2010-2011						
2011-2012						
2012-2013						
2013-2014						
Future Funding				1,377,500		1,377,500
TOTAL COST	15,000		70,000	1,377,500		1,462,500

PROJECT SPECIFICATIONS

PROJECT DESCRIPTION:

Improve existing earthen channel by extending concrete-lining.

PROJECT JUSTIFICATION:

South Alexandria experiences flooding along the drainage way. Improvements are needed to allow greater volumes of water flow.

PROJECT PRIORITY:

A

START DATE: August 2005

EST TIME TO COMPLETE:

Two Months

OPERATING BUDGET EFFECT:

 NONE

 N/A

 SEE DETAIL

SHEET A 2009-2010/2013-2014 CAPITAL IMPROVEMENTS PROGRAM

PROJECT TITLE: Ellis and Paul Street Drainage Improvements & Outfall	PROJECT CATEGORY: Drainage
PROJECT NUMBER: 250801	COUNCIL DISTRICT # 4
DIVISION: Planning & Economic Development	DEPARTMENT: Engineering

PROJECT BUDGET

REVENUE BREAKDOWN

REVENUE SOURCES				UTILITY FUND	SALES TAX	TOTAL
PRIOR BDGTS					35,000	35,000
PRIOR EXP						
BUDGET C/O					35,000	35,000
2009-2010					500,000	500,000
2010-2011						
2011-2012						
2012-2013						
2013-2014						
Future Funding						
TOTAL COST					535,000	535,000

EXPENDITURE BREAKDOWN

EXPENDITURE BREAKDOWN	ENGINEERING	TESTING	LAND ACQUISITION	CONSTRUCTION	OTHER	TOTAL
PRIOR BDGTS	35,000					35,000
2009-2010				500,000		500,000
2010-2011						
2011-2012						
2012-2013						
2013-2014						
Future Funding						
TOTAL COST	35,000			500,000		535,000

PROJECT SPECIFICATIONS

PROJECT DESCRIPTION:

Installation of 15", 18", 24' and 30" RCP, catch basins, replacement of street and driveway pavement and all additional drainage appurtenances required to construct this project.

PROJECT JUSTIFICATION:

There is inadequate drainage facilities along Ellis and Paul Street to collect storm water without flooding the street. The proposed drainage improvements will reduce flooding in this area.

PROJECT PRIORITY:

A

START DATE: March 2009

EST TIME TO COMPLETE:

Four Months

OPERATING BUDGET EFFECT:

 NONE N/A SEE DETAIL

SHEET A 2009-2010/2013-2014 CAPITAL IMPROVEMENTS PROGRAM

PROJECT TITLE: Woodale Outfall/Railroad Avenue Drainage	PROJECT CATEGORY: Drainage
PROJECT NUMBER: 250803	COUNCIL DISTRICT # 4
DIVISION: Planning & Economic Development	DEPARTMENT: Engineering

PROJECT BUDGET

REVENUE BREAKDOWN

REVENUE SOURCES					SALES TAX	TOTAL
PRIOR BDGTS					800,650	800,650
PRIOR EXP					157,963	157,963
BUDGET C/0					642,687	642,687
2009-2010					422,500	422,500
2010-2011						
2011-2012					814,850	814,850
2012-2013						
2013-2014						
Future Funding					2,146,150	2,146,150
TOTAL COST					4,184,150	4,184,150

EXPENDITURE BREAKDOWN

EXPENDITURE BREAKDOWN	ENGINEERING	TESTING	LAND ACQUISITION	CONSTRUCTION	OTHER	TOTAL
PRIOR BDGTS	217,650			583,000		800,650
2009-2010	300,000		122,500			422,500
2010-2011						
2011-2012				814,850		814,850
2012-2013						
2013-2014						
Future Funding				2,146,150		2,146,150
TOTAL COST	517,650		122,500	3,544,000		4,184,150

PROJECT SPECIFICATIONS

PROJECT DESCRIPTION:

Drainage channel improvements from the the end of previous drainage improvementsat Martha Lane to Bayou Rapides along the railroad.

PROJECT JUSTIFICATION:

The first two phases of this project are complete. The channel grade must be deepened to accommodate positive drainage to Bayou Rapides.

PROJECT PRIORITY: A

START DATE: March 2009

EST TIME TO COMPLETE: Four Months

OPERATING BUDGET EFFECT:

NONE

N/A

SEE DETAIL

SHEET A 2009-2010/2013-2014 CAPITAL IMPROVEMENTS PROGRAM

PROJECT TITLE: City Wide Drainage Improvements		PROJECT CATEGORY: Drainage	
PROJECT NUMBER: 250901		COUNCIL DISTRICT # 4	
DIVISION: Planning & Economic Development		DEPARTMENT: Streets	

PROJECT BUDGET

REVENUE BREAKDOWN

REVENUE SOURCES					LIMITED TAX BONDS 2008	TOTAL
PRIOR BDGTS					1,000,000	1,000,000
PRIOR EXP					59,224	59,224
BUDGET C/0					940,776	940,776
2009-2010						
2010-2011						
2011-2012						
2012-2013						
2013-2014						
Future Funding						
TOTAL COST					1,000,000	1,000,000

EXPENDITURE BREAKDOWN

EXPENDITURE BREAKDOWN	ENGINEERING	TESTING	LAND ACQUISITION	CONSTRUCTION	OTHER	TOTAL
PRIOR BDGTS					1,000,000	1,000,000
2009-2010						
2010-2011						
2011-2012						
2012-2013						
2013-2014						
Future Funding						
TOTAL COST					1,000,000	1,000,000

PROJECT SPECIFICATIONS

PROJECT DESCRIPTION:

Cleaning, grubbing, and repairing as needed major components of the drainage system in the City.

PROJECT JUSTIFICATION:

Heavy rains have produced flooding recently in some areas of the City, making it imperative that the existing drainage components operate efficiently.

PROJECT PRIORITY: A

START DATE: March 2009

EST TIME TO COMPLETE: Four Months

OPERATING BUDGET EFFECT:

NONE

N/A

SEE DETAIL

SHEET A 2009-2010/2013-2014 CAPITAL IMPROVEMENTS PROGRAM

PROJECT TITLE: Duhon Lane Drainage		PROJECT CATEGORY: Drainage	
PROJECT NUMBER: 251001		COUNCIL DISTRICT # 2	
DIVISION: Planning & Economic Development		DEPARTMENT: Engineering	

PROJECT BUDGET

REVENUE BREAKDOWN

REVENUE SOURCES					SALES TAX	TOTAL
PRIOR BDGTS						
PRIOR EXP						
BUDGET C/0						
2009-2010					352,500	352,500
2010-2011						
2011-2012						
2012-2013						
2013-2014						
Future Funding						
TOTAL COST					352,500	352,500

EXPENDITURE BREAKDOWN

EXPENDITURE BREAKDOWN	ENGINEERING	TESTING	LAND ACQUISITION	CONSTRUCTION	OTHER	TOTAL
PRIOR BDGTS						
2009-2010					352,500	352,500
2010-2011						
2011-2012						
2012-2013						
2013-2014						
Future Funding						
TOTAL COST					352,500	352,500

PROJECT SPECIFICATIONS

PROJECT DESCRIPTION:

Repair existing reinforced concrete box crossing and roadway.

PROJECT JUSTIFICATION:

Existing backfill material has been washed away by rains creating a significant void under roadway. Project will remove existing concrete roadway panels, replace missing backfill and repair roadway.

PROJECT PRIORITY: A

START DATE: October 2006

EST TIME TO COMPLETE:

Three Months

OPERATING BUDGET EFFECT:

NONE

N/A

SEE DETAIL

SHEET A 2009-2010/2013-2014 CAPITAL IMPROVEMENTS PROGRAM

PROJECT TITLE: Culpepper Drainage-Llewellyn to Sterkx Rd Phase 2	PROJECT CATEGORY: Drainage
PROJECT NUMBER: 251002	COUNCIL DISTRICT # 2
DIVISION: Planning & Economic Development	DEPARTMENT: Engineering

PROJECT BUDGET

REVENUE BREAKDOWN

REVENUE SOURCES				PROPERTY TAX 2008	SALES TAX	TOTAL
PRIOR BDGTS						
PRIOR EXP						
BUDGET C/0						
2009-2010					50,000	50,000
2010-2011				500,000	323,500	823,500
2011-2012						
2012-2013						
2013-2014						
Future Funding						
TOTAL COST				500,000	373,500	873,500

EXPENDITURE BREAKDOWN

EXPENDITURE BREAKDOWN	ENGINEERING	TESTING	LAND ACQUISITION	CONSTRUCTION	OTHER	TOTAL
PRIOR BDGTS						
2009-2010	50,000					50,000
2010-2011	20,000			803,500		823,500
2011-2012						
2012-2013						
2013-2014						
Future Funding						
TOTAL COST	70,000			803,500		873,500

PROJECT SPECIFICATIONS

PROJECT DESCRIPTION:

Installation of 15", 18", 42" 48", 54" and 60" RCP along Culpepper Road from Llewellyn Ditch towards Sterkx Road with catch basins any and all drainage appurtenances required to complete this project.

PROJECT JUSTIFICATION:

Project approved as part of 1998 Property Tax Issue.

PROJECT PRIORITY: A

START DATE: August 2005

EST TIME TO COMPLETE: 6 Months

OPERATING BUDGET EFFECT:

NONE

N/A

SEE DETAIL

******This Page Left Blank******

E. STREETS

TABLE OF CONTENTS

	<u><i>STREETS</i></u>	<u>PAGE</u>
268823	Street, Drainage, Sidewalk Repairs	4
269001	Extension of Versailles Blvd, Phase 1	5
269007	Sugarhouse Road - Phase 1	6
269609	Extension of Versailles Blvd-Phase 2	7
269801	Jackson St at Horseshoe	8
269906	Heyman Lane Castle Rd to Jackson St	9
260001	Extension of Jackson Street	10
260002	Masonic at Horseshoe Drive	11
260003	Recon Horseshoe from Jackson to Masonic	12
260201	Lincoln/Hudson to Sugarhouse	13
260402	Recon Horseshoe/Grove to MacArthur	14
260405	North Mall-Sterkx to Lee Street	15
260407	Street Improvements & Repair	16
260503	Extension of Pineridge to Trailway	17
260507	Aerial Photography	18
260508	Enterprise Road Sidewalks	19
260603	Extension of Cloverleaf Boulevard	20
260604	North Mall-North to Sterkx	21
260605	Jackson @ MacArthur Intersection	22
260608	Land Acquisitions	23
260801	6th & 7th/Cotton to Monroe	24
261001	Extension of Versailles Blvd-Phase 3	25
261002	Traffic Signal Renovations	26

2009-2010

**COMBINED CAPITAL PROJECTS
SOURCES OF FUNDING SUMMARY**

STREETS

PROJECT IDENTIFICATION	SALES TAXES	SALES TX BONDS 04	SALES TX BONDS 08	AD VAL TAX- 03	AD VAL TAX- 08	FEDERAL FUNDS	STATE FUNDS	UTILITY FUND	OTHER	TOTALS
Street, Drain, Sidewalk Repr					500,000					500,000
Sugarhouse Road-Phase 1	(377,000)						1,200,000			823,000
Ext of Versailles Ph 2				(905,659)	(1,594,341)					(2,500,000)
Jackson @ Horseshoe	330,500									330,500
Ext of Jackson Street	75,000									75,000
Lincoln/Tulane-Sugarhouse			1,300,500		1,200,000					2,500,500
Aerial Photography	35,000									35,000
Enterprise Sidewalks	300,000									300,000
Ext of Cloverleaf	(11,631)									(11,631)
North Mall/North-Sterkx	250,000									250,000
Jackson @ MacArthur	25,000									25,000
Acquisitions	60,000									60,000
6th @ 7th/Cotton-Monroe	500,000									500,000
Ext of Versailles Ph 3					1,535,000					1,535,000
Traffic Signal Renovations	95,000									95,000
Total Streets	1,281,869	0	1,300,500	(905,659)	1,640,659	0	1,200,000	0	0	4,517,369

2009-2010
GENERAL CAPITAL PROJECTS
FIVE YEAR CAPITAL PLAN

STREETS

PROJ #	PROJECT IDENTIFICATION	BUDGET C/O	FISCAL YEAR					TOTAL 5 YEAR	BEYOND 2014	TOTAL COST	
			09-10	10-11	11-12	12-13	13-14				
268823	Street, Drainage, Sidewalk Repairs	132,564	500,000	50,000	50,000	50,000	50,000	700,000		832,564	
269001	Extension of Versailles-Ph 1 @	758,215						0		758,215	
269007	Sugarhouse Road - Phase 1	7,376,864	823,000	3,500,000				4,323,000		11,699,864	
269609	Extension of Versailles-Ph 2 @	10,292,162	(2,500,000)					(2,500,000)		7,792,162	
269801	Jackson St at Horseshoe Drive @	111,132	330,500	1,035,000	1,000,000			2,365,500		2,476,632	
269906	Heyman/Castle- Jackson St	116,024						0	2,198,000	2,314,024	
260001	Extension of Jackson Street	41,363	75,000	50,000	1,795,000					41,363	
260002	Masonic @ Horseshoe Drive	102,025			575,000	2,300,000		2,875,000		2,977,025	
260003	Horseshoe/Jackson-Masonic	240,491			500,000	8,000,000		8,500,000		8,740,491	
260201	Lincoln/Hudson to Sugarhouse	136,439	2,500,500					2,500,500		2,636,939	
260402	Recon Horseshoe/Grove-Mac	28,831						0	1,560,000	1,588,831	
260405	North Mall-Sterkx to Lee @	373,169						0		373,169	
260407	Street Repairs @	325,651		200,000	375,000	375,000	375,000	1,325,000		1,650,651	
260503	Ext of Pine Ridge to Trailway @	334,855						0		334,855	
260507	Aerial Photography @	76,796	35,000	35,000	35,000	35,000	35,000	175,000		251,796	
260508	Enterprise Sidewalks	131,837	300,000					300,000		431,837	
260603	Extension of Cloverleaf Blvd	11,631	(11,631)					(11,631)		0	
260604	North Mall-North to Sterkx	307,132	250,000					250,000	3,007,500	3,564,632	
260605	Jackson @ MacArthur Intersection	60,000	25,000					25,000		85,000	
260608	Land Acquisitions @	(6,427)	60,000	60,000	60,000	60,000	60,000	300,000		293,573	
260801	6th & 7th/Cotton to Monroe	200,000	500,000				2,250,000	3,150,000		6,100,000	
261001	Extension of Versailles-Ph 3	0	1,535,000					1,535,000		1,535,000	
261002	Traffic Signals Renovations	0	95,000					95,000		95,000	
Total Streets			21,150,754	4,517,369	4,930,000	4,390,000	13,070,000	3,670,000	28,657,369	6,765,500	56,573,623

* Project Number to be Assigned

@ New or Revised Projects

Projects to be closed

SHEET A 2009-2010/2013-2014 CAPITAL IMPROVEMENTS PROGRAM

PROJECT TITLE: Street, Drainage, Sidewalk Repairs		PROJECT CATEGORY: Streets	
PROJECT NUMBER: 268823		COUNCIL DISTRICT # All	
DIVISION: Planning & Economic Development		DEPARTMENT: Engineering	

PROJECT BUDGET

REVENUE BREAKDOWN

REVENUE SOURCES		PROPERTY TAX - 2008	SALES TAX	SALES TAX BONDS	TOTAL
PRIOR BDGTS			1,728,402	469,245	2,197,647
PRIOR EXP			1,595,838	469,245	2,065,083
BUDGET C/0			132,564	0	132,564
2009-2010		500,000			500,000
2010-2011			50,000		50,000
2011-2012			50,000		50,000
2012-2013			50,000		50,000
2013-2014			50,000		50,000
Future Funding					
TOTAL COST			1,928,402	469,245	2,897,647

EXPENDITURE BREAKDOWN

EXPENDITURE BREAKDOWN	ENGINEERING	TESTING	LAND ACQUISITION	CONSTRUCTION	OTHER	TOTAL
PRIOR BDGTS	183,000	27,500		1,951,147	36,000	2,197,647
2009-2010				500,000		500,000
2010-2011				50,000		50,000
2011-2012				50,000		50,000
2012-2013				50,000		50,000
2013-2014				50,000		50,000
Future Funding						
TOTAL COST	183,000	27,500		2,651,147	36,000	2,897,647

PROJECT SPECIFICATIONS

PROJECT DESCRIPTION:

Repairs to street, drainage and sidewalk infrastructure which have failed and need to be repaired.

PROJECT JUSTIFICATION:

To alleviate deteriorated street conditions.

PROJECT PRIORITY:

A

START DATE: On Going

EST TIME TO COMPLETE:

As Needed

OPERATING BUDGET EFFECT:

 NONE

 N/A

 SEE DETAIL

SHEET A 2009-2010/2013-2014 CAPITAL IMPROVEMENTS PROGRAM

PROJECT TITLE: Extension of Versailles Boulevard, Phase 1	PROJECT CATEGORY: Streets
PROJECT NUMBER: 269001	COUNCIL DISTRICT # 5
DIVISION: Planning & Economic Development	DEPARTMENT: Engineering

PROJECT BUDGET**REVENUE BREAKDOWN**

REVENUE SOURCES	LTD TAX BONDS 2008	FEDERAL FUNDS	SALES TAX	TOTAL
PRIOR BDGTS	2,119,000	26,896	2,423,540	4,569,436
PRIOR EXP	1,360,785	26,896	2,423,540	3,811,221
BUDGET C/O	758,215	0	0	758,215
2009-2010				
2010-2011				
2011-2012				
2012-2013				
2013-2014				
Future Funding				
TOTAL COST	2,119,000	26,896	2,423,540	4,569,436

EXPENDITURE BREAKDOWN

EXPENDITURE BREAKDOWN	ENGINEERING	TESTING	LAND ACQUISITION	CONSTRUCTION	OTHER	TOTAL
PRIOR BDGTS	145,300	5,000		4,351,000	68,136	4,569,436
2009-2010						
2010-2011						
2011-2012						
2012-2013						
2013-2014						
Future Funding						
TOTAL COST	145,300	5,000		4,351,000	68,136	4,569,436

PROJECT SPECIFICATIONS**PROJECT DESCRIPTION:**

Extend construction of Versailles Boulevard from Fieldcrest Avenue to the Diversion Canal, interconnect with Bluebird Lane and Windermere Boulevard, along with necessary street and drainage appurtenances. Improvements will be Phase I of an overall project to interconnect Jackson Street to Coliseum Boulevard. After completion of Phase I, accessibility will be available to our citizens for travel between Charles Park, Highpoint, Brentwood, Hunters Grove, Clermont, Fairfield, Good Earth and Lebanon Subdivisions to Twin Bridges Road, Jackson Street to Coliseum Boulevard.

PROJECT JUSTIFICATION:

It is necessary to construct another road that will move traffic away from the construction area of the proposed five lane of Jackson Street. Completion of the extension of Versailles Boulevard will allow subdivisions located between Jackson Street and the Diversion Canal to use this road to Coliseum Boulevard thence to the business district. Partial funding is obtainable through the Urban Systems Program.

PROJECT PRIORITY:

A

START DATE: February 2008**EST TIME TO COMPLETE:**

Twelve Months

OPERATING BUDGET EFFECT: NONE N/A SEE DETAIL

SHEET A 2009-2010/2013-2014 CAPITAL IMPROVEMENTS PROGRAM

PROJECT TITLE: Sugar House Road, Phase 1	PROJECT CATEGORY: Streets
PROJECT NUMBER: 269007	COUNCIL DISTRICT # 3
DIVISION: Planning & Economic Development	DEPARTMENT: Engineering

PROJECT BUDGET

REVENUE BREAKDOWN

REVENUE SOURCES	SALES TAX	STATE FUNDS	PROPERTY TAX - 93	UTILITY FUNDS	FEDERAL FUNDS	TOTAL
PRIOR BDGTS	1,400,667	6,000,000	237,656	79,430		7,717,753
PRIOR EXP	25,692		237,656	77,541		340,889
BUDGET C/0	1,374,975	6,000,000	0	1,889		7,376,864
2009-2010	(377,000)	1,200,000				823,000
2010-2011	700,000	2,800,000				3,500,000
2011-2012						
2012-2013						
2013-2014						
Future Funding						
TOTAL COST	1,723,667	10,000,000	237,656	79,430		12,040,753

EXPENDITURE BREAKDOWN

EXPENDITURE BREAKDOWN	ENGINEERING	TESTING	LAND ACQUISITION	CONSTRUCTION	OTHER	TOTAL
PRIOR BDGTS	236,330	7,863	374,796	7,000,000	98,764	7,717,753
2009-2010				823,000		823,000
2010-2011				3,500,000		3,500,000
2011-2012						
2012-2013						
2013-2014						
Future Funding						
TOTAL COST	236,330	7,863	374,796	11,323,000	98,764	12,040,753

PROJECT SPECIFICATIONS

PROJECT DESCRIPTION:

Construct two traffic lanes measuring 12' wide with 10' and 8' shoulders along with necessary street and drainage appurtenances from the relocation of New York Ave. (La. 1208-1) along Sugarhouse Road towards Bayou Hynson approximately 1100 linear feet past Lincoln Road.

PROJECT JUSTIFICATION:

Drainage improvements are needed to accommodate the required drainage for the relocation of New York Ave. (La. 1208-1) since our existing drainage facilities will be unable to handle the increased design flow from La 1208-1 to Bayou Hynson. The Master Street Plan indicates a proposed street improvement connecting MacArthur Drive To La. Highway 1. By implementing the Master Street Plan we will not only construct a proposed street improvement but also construct drainage improvements which are shown on the Master Drainage Plan.

PROJECT PRIORITY:

A

START DATE: February 2010

EST TIME TO COMPLETE:

Twelve Months

OPERATING BUDGET EFFECT:

 NONE

 N/A

 SEE DETAIL

SHEET A 2009-2010/2013-2014 CAPITAL IMPROVEMENTS PROGRAM

PROJECT TITLE: Extension of Versailles Blvd. - Phase 2	PROJECT CATEGORY: Streets
PROJECT NUMBER: 269609	COUNCIL DISTRICT # 5
DIVISION: Planning & Economic Development	DEPARTMENT: Engineering

PROJECT BUDGET

REVENUE BREAKDOWN

REVENUE SOURCES	PROPERTY TAX - 2008	PROPERTY TAX - 2003	LTD TAX BONDS 2008	SALES TAX	OTHER	TOTAL
PRIOR BDGTS	1,594,341	4,947,476	5,162,659	139,307		11,843,783
PRIOR EXP		1,367,189	45,125	139,307		1,551,621
BUDGET C/0	1,594,341	3,580,287	5,117,534	0		10,292,162
2009-2010	(1,594,341)	(905,659)				(2,500,000)
2010-2011						
2011-2012						
2012-2013						
2013-2014						
Future Funding						
TOTAL COST		4,041,817	5,162,659	139,307		9,343,783

EXPENDITURE BREAKDOWN

EXPENDITURE BREAKDOWN	ENGINEERING	TESTING	LAND ACQUISITION	CONSTRUCTION	OTHER	TOTAL
PRIOR BDGTS	658,107	10,000		11,098,676	77,000	11,843,783
2009-2010				(2,500,000)		(2,500,000)
2010-2011						
2011-2012						
2012-2013						
2013-2014						
Future Funding						
TOTAL COST	658,107	10,000		8,598,676	77,000	9,343,783

PROJECT SPECIFICATIONS

PROJECT DESCRIPTION:

Construction of a 8" thick pavement section for Versailles Boulevard from Coliseum Boulevard towards the Diversion Canal, 40 feet wide; subsurface drainage; catch basins; sidewalks and all additional street and drainage appurtenances required to complete this project.

PROJECT JUSTIFICATION:

It is necessary to construct another road that will move traffic away from the construction area of the proposed five laning of Jackson Street. Completion of the extension of Versailles Boulevard will allow subdivisions located between Jackson Street and the Diversion Canal to use this road to Coliseum Boulevard thence to the business district. Partial funding is obtainable through the Urban Systems Program.

PROJECT PRIORITY:

A

START DATE:

February 2010

EST TIME TO COMPLETE:

1 Year

OPERATING BUDGET EFFECT:

 NONE

 N/A

 SEE DETAIL

SHEET A 2009-2010/2013-2014 CAPITAL IMPROVEMENTS PROGRAM

PROJECT TITLE: Jackson Street at Horseshoe Drive	PROJECT CATEGORY: Streets
PROJECT NUMBER: 269801	COUNCIL DISTRICT # 4 & 5
DIVISION: Planning & Economic Development	DEPARTMENT: Engineering

PROJECT BUDGET**REVENUE BREAKDOWN**

REVENUE SOURCES	UTILITY FUNDS	SALES TAX	FEDERAL FUNDS	TOTAL
PRIOR BDGTS		211,500		211,500
PRIOR EXP		100,368		100,368
BUDGET C/0		111,132		111,132
2009-2010		330,500		330,500
2010-2011		235,000	800,000	1,035,000
2011-2012		200,000	800,000	1,000,000
2012-2013				
2013-2014				
Future Funding				
TOTAL COST		204,500	1,600,000	2,577,000

EXPENDITURE BREAKDOWN

EXPENDITURE BREAKDOWN	ENGINEERING	TESTING	LAND ACQUISITION	CONSTRUCTION	OTHER	TOTAL
PRIOR BDGTS	91,000	3,500		102,000	15,000	211,500
2009-2010			330,500			330,500
2010-2011	35,000			1,000,000		1,035,000
2011-2012				1,000,000		1,000,000
2012-2013						
2013-2014						
Future Funding						
TOTAL COST	126,000	3,500	330,500	2,102,000	15,000	2,577,000

PROJECT SPECIFICATIONS**PROJECT DESCRIPTION:**

Installation of 8" concrete pavement with curb, reinforce concrete pipe, catch basins, traffic control devices and all required street and drainage appurtenances at the intersection of Jackson Street and Horseshoe Drive.

PROJECT JUSTIFICATION:

Reconstruct the intersection of Jackson Street and Horseshoe Drive due to increase traffic flow. Horseshoe Drive to be widen from two lanes to three lanes, Twin Bridges Road from two lanes to three lanes, Jackson Street from four lanes to five lanes and Lodi Road from two lanes to four lanes.

PROJECT PRIORITY:

A

START DATE: March 2009**EST TIME TO COMPLETE:**

9 Months

OPERATING BUDGET EFFECT: NONE N/A SEE DETAIL

SHEET A 2009-2010/2013-2014 CAPITAL IMPROVEMENTS PROGRAM

PROJECT TITLE: Heyman Lane/Castle Road to Jackson Street	PROJECT CATEGORY: Streets
PROJECT NUMBER: 269906	COUNCIL DISTRICT # 5
DIVISION: Planning & Economic Development	DEPARTMENT: Engineering

PROJECT BUDGET

REVENUE BREAKDOWN

REVENUE SOURCES	SALES TAX	PROPERTY TAX - 93	UTILITY FUNDS	FEDERAL FUNDS	TOTAL
PRIOR BDGTS	273,277	47,723	62,626		383,626
PRIOR EXP	161,722	47,723	58,157		267,602
BUDGET C/O	111,555	0	4,469		116,024
2009-2010					
2010-2011					
2011-2012					
2012-2013					
2013-2014					
Future Funding	630,000			1,568,000	2,198,000
TOTAL COST	903,277	47,723	62,626	1,568,000	2,581,626

EXPENDITURE BREAKDOWN

EXPENDITURE BREAKDOWN	ENGINEERING	TESTING	LAND ACQUISITION	CONSTRUCTION	OTHER	TOTAL
PRIOR BDGTS	243,654	10,000	120,000		9,972	383,626
2009-2010						
2010-2011						
2011-2012						
2012-2013						
2013-2014						
Future Funding		25,000		1,960,000	213,000	2,198,000
TOTAL COST	243,654	35,000	120,000	1,960,000	222,972	2,581,626

PROJECT SPECIFICATIONS

PROJECT DESCRIPTION:

Reconstruction of Heyman Lane from Castle Road to Jackson Street by widening the existing pavement to 30 and 40 linear feet; widening the intersection of Jackson Street to accommodate 5 lanes; realignment of Heyman Lane at Dorchester Drive; 8" thick concrete pavement; subsurface drainage; sidewalks on both sides of street; and, all necessary street and drainage appurtenances.

PROJECT JUSTIFICATION:

Portions of Heyman Lane have been recently resurfaced as a temporary means to accommodate the traffic along Heyman Lane; however, due to the condition of the pavement base, additional repairs will have to be made in the near future. The City has an opportunity to obtain partial funding for street improvements through the Urban Systems Program.

Project is shown on the Master Street Plan.

PROJECT PRIORITY:

A

START DATE: February 2011

EST TIME TO COMPLETE:

1 Year

OPERATING BUDGET EFFECT:

 NONE

 N/A

 SEE DETAIL

SHEET A 2009-2010/2013-2014 CAPITAL IMPROVEMENTS PROGRAM

PROJECT TITLE: Extension of Jackson Street	PROJECT CATEGORY: Streets
PROJECT NUMBER: 260001	COUNCIL DISTRICT # 5
DIVISION: Planning & Economic Development	DEPARTMENT: Engineering

PROJECT BUDGET**REVENUE BREAKDOWN**

REVENUE SOURCES	FEDERAL FUNDS	PROPERTY TAX - 2003	SALES TAX	PROPERTY TAX - 98	TOTAL
PRIOR BDGTS		175,000		2,375	177,375
PRIOR EXP		133,637		2,375	136,012
BUDGET C/0		41,363		0	41,363
2009-2010			75,000		75,000
2010-2011			50,000		50,000
2011-2012	1,404,000		391,000		1,795,000
2012-2013					
2013-2014					
Future Funding					
TOTAL COST	1,404,000	175,000	516,000	2,375	2,097,375

EXPENDITURE BREAKDOWN

EXPENDITURE BREAKDOWN	ENGINEERING	TESTING	LAND ACQUISITION	CONSTRUCTION	OTHER	TOTAL
PRIOR BDGTS	175,000				2,375	177,375
2009-2010			75,000			75,000
2010-2011			50,000			50,000
2011-2012	40,000			1,755,000		1,795,000
2012-2013						
2013-2014						
Future Funding						
TOTAL COST	215,000		125,000	1,755,000	2,375	2,097,375

PROJECT SPECIFICATIONS**PROJECT DESCRIPTION:**

Installation of 8" concrete pavement with curb, reinforce concrete pipe, catch basins, traffic control devices and all required street and drainage appurtenances.

PROJECT JUSTIFICATION:

The volume of traffic along Lodi Road has increased due to present Subdivision development. Additional property in this area is now being considered for development, some of which as commercial with the remainder as residential. The anticipated traffic volume to be generated by the proposed developments will require the widening of Lodi Road from a two lane road to at least a four lane improvement. Project is shown on the Master Street Plan.

PROJECT PRIORITY:

A

START DATE: February 2011**EST TIME TO COMPLETE:**

1 Year

OPERATING BUDGET EFFECT: NONE N/A SEE DETAIL

SHEET A 2009-2010/2013-2014 CAPITAL IMPROVEMENTS PROGRAM

PROJECT TITLE: Masonic at Horseshoe Drive	PROJECT CATEGORY: Streets
PROJECT NUMBER: 260002	COUNCIL DISTRICT # 2,4 & 5
DIVISION: Planning & Economic Development	DEPARTMENT: Engineering

PROJECT BUDGET**REVENUE BREAKDOWN**

REVENUE SOURCES	FEDERAL FUNDS	SALES TAX	TOTAL
PRIOR BDGTS		150,000	150,000
PRIOR EXP		47,975	47,975
BUDGET C/0		102,025	102,025
2009-2010			
2010-2011			
2011-2012		575,000	575,000
2012-2013	1,840,000	460,000	2,300,000
2013-2014			
Future Funding			
TOTAL COST	1,840,000	1,185,000	3,025,000

EXPENDITURE BREAKDOWN

EXPENDITURE BREAKDOWN	ENGINEERING	TESTING	LAND ACQUISITION	CONSTRUCTION	OTHER	TOTAL
PRIOR BDGTS	86,900	3,500	35,000		24,600	150,000
2009-2010						
2010-2011						
2011-2012	75,000		500,000			575,000
2012-2013	50,000			2,250,000		2,300,000
2013-2014						
Future Funding						
TOTAL COST	211,900	3,500	535,000	2,250,000	24,600	3,025,000

PROJECT SPECIFICATIONS**PROJECT DESCRIPTION:**

Reconstruction of Horseshoe Drive at Masonic Drive to provide two travel lanes and one turning lane.

PROJECT JUSTIFICATION:

Project was approved as part of TIP and is eligible for Federal Funds.

PROJECT PRIORITY:

A

START DATE: February 2006**EST TIME TO COMPLETE:**

4 Months

OPERATING BUDGET EFFECT:
 NONE

 N/A

 SEE DETAIL

SHEET A 2009-2010/2013-2014 CAPITAL IMPROVEMENTS PROGRAM

PROJECT TITLE: Reconstruction of Horseshoe Drive from Jackson Str to Masonic Drive		PROJECT CATEGORY: Streets	
PROJECT NUMBER: 260003		COUNCIL DISTRICT # 4 & 5	
DIVISION: Planning & Economic Development		DEPARTMENT: Engineering	

PROJECT BUDGET**REVENUE BREAKDOWN**

REVENUE SOURCES	UTILITY FUNDS	SALES TAX BONDS 2004	PROPERTY TAX - 93	FEDERAL FUNDS	SALES TAX	TOTAL
PRIOR BDGTS		353,752	1,373		1,875	357,000
PRIOR EXP		113,261	1,373		1,875	116,509
BUDGET C/0		240,491	0		0	240,491
2009-2010						
2010-2011						
2011-2012					500,000	500,000
2012-2013				6,400,000	1,600,000	8,000,000
2013-2014						
Future Funding						
TOTAL COST		353,752	1,373	6,400,000	2,101,875	8,857,000

EXPENDITURE BREAKDOWN

EXPENDITURE BREAKDOWN	ENGINEERING	TESTING	LAND ACQUISITION	CONSTRUCTION	OTHER	TOTAL
PRIOR BDGTS	343,000	5,000			9,000	357,000
2009-2010						
2010-2011						
2011-2012	500,000					500,000
2012-2013				8,000,000		8,000,000
2013-2014						
Future Funding						
TOTAL COST	843,000	5,000		8,000,000	9,000	8,857,000

PROJECT SPECIFICATIONS**PROJECT DESCRIPTION:**

Reconstruction of Horseshoe Drive from Jackson Street to Masonic Drive, consisting of an 8" thick 30' wide concrete pavement, catch basins, and all additional street and drainage appurtenances required to construct this Project.

PROJECT JUSTIFICATION:

Project was approved as part of TIP and is eligible for Federal Funds.

PROJECT PRIORITY:

A

START DATE: February 2009**EST TIME TO COMPLETE:**

One Year

OPERATING BUDGET EFFECT: NONE N/A SEE DETAIL

SHEET A 2009-2010/2013-2014 CAPITAL IMPROVEMENTS PROGRAM

PROJECT TITLE: Lincoln Road/Hudson to Sugarhouse	PROJECT CATEGORY: Streets
PROJECT NUMBER: 260201	COUNCIL DISTRICT # 3
DIVISION: Planning & Economic Development	DEPARTMENT: Engineering

PROJECT BUDGET**REVENUE BREAKDOWN**

REVENUE SOURCES			SALES TAX BONDS 2008	PROPERTY TAX - 2008	SALES TAX	TOTAL
PRIOR BDGTS					300,157	300,157
PRIOR EXP					163,718	163,718
BUDGET C/0					136,439	136,439
2009-2010			1,300,500	1,200,000		2,500,500
2010-2011						
2011-2012						
2012-2013						
2013-2014						
Future Funding						
TOTAL COST			1,300,500	1,200,000	300,157	2,800,657

EXPENDITURE BREAKDOWN

EXPENDITURE BREAKDOWN	ENGINEERING	TESTING	LAND ACQUISITION	CONSTRUCTION	OTHER	TOTAL
PRIOR BDGTS	300,157					300,157
2009-2010			35,000	2,465,500		2,500,500
2010-2011						
2011-2012						
2012-2013						
2013-2014						
Future Funding						
TOTAL COST	300,157		35,000	2,465,500		2,800,657

PROJECT SPECIFICATIONS**PROJECT DESCRIPTION:**

Construction of a 8" thick - 30' wide concrete pavement with curb and gutter; 5' wide sidewalks on both sides of street; subsurface drainage improvements; catch basins; connection of Lincoln road to all connecting streets; and, all additional street and drainage appurtenances needed for the construction of this project.

PROJECT JUSTIFICATION:

Project is eligible for 80% Federal Funding and has been approved as part of the Transportation Improvement Program.

Improvements will connect Lincoln Road to Sugarhouse Road improvements and provide access to and from I-49.

PROJECT PRIORITY:

B

START DATE: June 2011**EST TIME TO COMPLETE:**

12 Months

OPERATING BUDGET EFFECT: NONE N/A SEE DETAIL

SHEET A 2009-2010/2013-2014 CAPITAL IMPROVEMENTS PROGRAM

PROJECT TITLE: Reconstruct Horseshoe from Grove to MacArthur	PROJECT CATEGORY: Streets
PROJECT NUMBER: 260402	COUNCIL DISTRICT # 2
DIVISION: Planning & Economic Development	DEPARTMENT: Engineering

PROJECT BUDGET**REVENUE BREAKDOWN**

REVENUE SOURCES				SALES TAX BONDS 2004	SALES TAX	TOTAL
PRIOR BDGTS				140,000		140,000
PRIOR EXP				111,169		111,169
BUDGET C/0				28,831		28,831
2009-2010						
2010-2011						
2011-2012						
2012-2013						
2013-2014						
Future Funding					1,560,000	1,560,000
TOTAL COST				140,000	1,560,000	1,700,000

EXPENDITURE BREAKDOWN

EXPENDITURE BREAKDOWN	ENGINEERING	TESTING	LAND ACQUISITION	CONSTRUCTION	OTHER	TOTAL
PRIOR BDGTS	140,000					140,000
2009-2010						
2010-2011						
2011-2012						
2012-2013						
2013-2014						
Future Funding	10,000	10,000	250,000	1,200,000	90,000	1,560,000
TOTAL COST	150,000	10,000	250,000	1,200,000	90,000	1,700,000

PROJECT SPECIFICATIONS**PROJECT DESCRIPTION:**

Construction of a 30 feet minimum 8" thick concrete pavement; concrete sidewalks; sub surface drainage; intersection improvements at Grove Lane and Horseshoe Drive and widening Horseshoe at MacArthur from a two lane to a three lane pavement section.

PROJECT JUSTIFICATION:

Horseshoe Drive handles a large volume of traffic that flows from Masonic Drive, Martin Park and several subdivisions along Horseshoe to MacArthur Drive. This project will improve the flow of traffic and correct a bad intersection at Horseshoe and Grove Lane.

PROJECT PRIORITY: A

START DATE: EST TIME TO COMPLETE: 8 months

OPERATING BUDGET EFFECT: NONE N/A SEE DETAIL

SHEET A 2009-2010/2013-2014 CAPITAL IMPROVEMENTS PROGRAM

PROJECT TITLE: North Mall-Sterkx to Lee St	PROJECT CATEGORY: Streets
PROJECT NUMBER: 260405	COUNCIL DISTRICT # 2 & 4
DIVISION: Planning & Economic Development	DEPARTMENT: Engineering

PROJECT BUDGET

REVENUE BREAKDOWN

REVENUE SOURCES				SALES TAX BONDS 2004	SALES TAX	TOTAL
PRIOR BDGTS				3,332,486	210,298	3,542,784
PRIOR EXP				2,959,317	210,298	3,169,615
BUDGET C/0				373,169	0	373,169
2009-2010						
2010-2011						
2011-2012						
2012-2013						
2013-2014						
Future Funding						
TOTAL COST				3,332,486	210,298	3,542,784

EXPENDITURE BREAKDOWN

EXPENDITURE BREAKDOWN	ENGINEERING	TESTING	LAND ACQUISITION	CONSTRUCTION	OTHER	TOTAL
PRIOR BDGTS	217,784	5,000	425,000	2,875,000	20,000	3,542,784
2009-2010						
2010-2011						
2011-2012						
2012-2013						
2013-2014						
Future Funding						
TOTAL COST	217,784	5,000	425,000	2,875,000	20,000	3,542,784

PROJECT SPECIFICATIONS

PROJECT DESCRIPTION:

Widening of North Mall Drive and Lee Street. North Mall Drive will be widen from a three lane pavement section to a five and six lane pavement section. Lee Street to be widen from a four lane to a five lane section. This project will also provide intersection improvements for Lee at Broadway and North Mall Drive at Sterkx.

PROJECT JUSTIFICATION:

With the construction of new retail stores along North Mall Drive and North Boulevard traffic has increased substantially along North Mall Drive. Traffic presently extends through the intersection of North Mall Drive at Sterkx Road awaiting the traffic light to change. Also, traffic is backing up towards the Broadway Interchange from Lee Street. The proposed changes will provide additional lanes to handle the increased traffic as well as making improvements to the traffic lights at Broadway and Lee and North Mall Drive at Sterkx.

PROJECT PRIORITY:

A

START DATE:

February 2006

EST TIME TO COMPLETE:

Twelve Months

OPERATING BUDGET EFFECT:

 NONE

 N/A

 SEE DETAIL

SHEET A 2009-2010/2013-2014 CAPITAL IMPROVEMENTS PROGRAM

PROJECT TITLE: Street Improvements & Repair	PROJECT CATEGORY: Streets
PROJECT NUMBER: 260407	COUNCIL DISTRICT # All
DIVISION: Planning & Economic Development	DEPARTMENT: Engineering

PROJECT BUDGET**REVENUE BREAKDOWN**

REVENUE SOURCES				PROPERTY TAX 2008	PROPERTY TAX 2003	TOTAL
PRIOR BDGTS					3,079,963	3,079,963
PRIOR EXP					2,754,312	2,754,312
BUDGET C/0					325,651	325,651
2009-2010						
2010-2011				200,000		200,000
2011-2012				375,000		375,000
2012-2013				375,000		375,000
2013-2014				375,000		375,000
Future Funding						
TOTAL COST				1,325,000	3,079,963	4,404,963

EXPENDITURE BREAKDOWN

EXPENDITURE BREAKDOWN	ENGINEERING	TESTING	LAND ACQUISITION	CONSTRUCTION	OTHER	TOTAL
PRIOR BDGTS				3,079,963		3,079,963
2009-2010						
2010-2011	20,000			180,000		200,000
2011-2012	50,000			325,000		375,000
2012-2013	50,000			325,000		375,000
2013-2014	50,000			325,000		375,000
Future Funding						
TOTAL COST	170,000			4,234,963		4,404,963

PROJECT SPECIFICATIONS**PROJECT DESCRIPTION:**

Repair streets though out City.

PROJECT JUSTIFICATION:

There are numerous streets that have failed concrete pavement which needs to be repaired. The 2003 Property Tax call includes funds, that can be made available to assist in repairing streets.

PROJECT PRIORITY:

A

START DATE: May 2003**EST TIME TO COMPLETE:**

Five Years

OPERATING BUDGET EFFECT: NONE N/A SEE DETAIL

SHEET A 2009-2010/2013-2014 CAPITAL IMPROVEMENTS PROGRAM

PROJECT TITLE: Extension of Pine Ridge to Trailway	PROJECT CATEGORY: Streets
PROJECT NUMBER: 260503	COUNCIL DISTRICT # 5
DIVISION: Planning & Economic Development	DEPARTMENT: Engineering

PROJECT BUDGET**REVENUE BREAKDOWN**

REVENUE SOURCES				UTILITY FUNDS	SALES TAX	TOTAL
PRIOR BDGTS				35,000	300,500	335,500
PRIOR EXP					645	645
BUDGET C/0					299,855	334,855
2009-2010						
2010-2011						
2011-2012						
2012-2013						
2013-2014						
Future Funding						
TOTAL COST				35,000	300,500	335,500

EXPENDITURE BREAKDOWN

EXPENDITURE BREAKDOWN	ENGINEERING	TESTING	LAND ACQUISITION	CONSTRUCTION	OTHER	TOTAL
PRIOR BDGTS			90,000	230,500	15,000	335,500
2009-2010						
2010-2011						
2011-2012						
2012-2013						
2013-2014						
Future Funding						
TOTAL COST			90,000	230,500	15,000	335,500

PROJECT SPECIFICATIONS**PROJECT DESCRIPTION:**

Construction of 8" thick concrete pavement across Bayou Robert, concrete sidewalk and subsurface drainage improvements.

PROJECT JUSTIFICATION:

One of the phases of Tennyson Oaks Subdivision will require the construction of a street across Bayou Robert. According to Section 28-4.4F of our City Ordinance, the City of Alexandria is responsible for traversing the Bayou. Therefore, the City will construction improvements across Bayou Robert and the Developer will extend the streets to connect to the City's crossing.

PROJECT PRIORITY:

B

START DATE: February 2006**EST TIME TO COMPLETE:**

Three Months

OPERATING BUDGET EFFECT:
 NONE

 N/A

 SEE DETAIL

SHEET A 2009-2010/2013-2014 CAPITAL IMPROVEMENTS PROGRAM

PROJECT TITLE: Aerial Photography	PROJECT CATEGORY: Streets
PROJECT NUMBER: 260507	COUNCIL DISTRICT # All
DIVISION: Planning & Economic Development	DEPARTMENT: Engineering

PROJECT BUDGET**REVENUE BREAKDOWN**

REVENUE SOURCES					SALES TAX	TOTAL
PRIOR BDGTS					160,000	160,000
PRIOR EXP					83,204	83,204
BUDGET C/0					76,796	76,796
2009-2010					35,000	35,000
2010-2011					35,000	35,000
2011-2012					35,000	35,000
2012-2013					35,000	35,000
2013-2014					35,000	35,000
Future Funding						
TOTAL COST					335,000	335,000

EXPENDITURE BREAKDOWN

EXPENDITURE BREAKDOWN	ENGINEERING	TESTING	LAND ACQUISITION	CONSTRUCTION	OTHER	TOTAL
PRIOR BDGTS					160,000	160,000
2009-2010					35,000	35,000
2010-2011					35,000	35,000
2011-2012					35,000	35,000
2012-2013					35,000	35,000
2013-2014					35,000	35,000
Future Funding						
TOTAL COST					335,000	335,000

PROJECT SPECIFICATIONS**PROJECT DESCRIPTION:**

Aerial photos of the City in computer files.

PROJECT JUSTIFICATION:

The City is involved with numerous Capital Projects. The use of current aerial photos, in computer files, assist the City in determining the scope of proposed projects and a visual map that provides the concept of the proposed improvements before the project is actually designed.

PROJECT PRIORITY:

A

START DATE: On Going**EST TIME TO COMPLETE:**

N/A

OPERATING BUDGET EFFECT:
 NONE

 N/A

 SEE DETAIL

SHEET A 2009-2010/2013-2014 CAPITAL IMPROVEMENTS PROGRAM

PROJECT TITLE: Enterprise Sidewalks	PROJECT CATEGORY: Streets
PROJECT NUMBER: 260508	COUNCIL DISTRICT # All
DIVISION: Planning & Economic Development	DEPARTMENT: Engineering

PROJECT BUDGET

REVENUE BREAKDOWN

REVENUE SOURCES					SALES TAX	TOTAL
PRIOR BDGTS					252,000	252,000
PRIOR EXP					120,163	120,163
BUDGET C/0					131,837	131,837
2009-2010					300,000	300,000
2010-2011						
2011-2012						
2012-2013						
2013-2014						
Future Funding						
TOTAL COST					552,000	552,000

EXPENDITURE BREAKDOWN

EXPENDITURE BREAKDOWN	ENGINEERING	TESTING	LAND ACQUISITION	CONSTRUCTION	OTHER	TOTAL
PRIOR BDGTS	30,000	1,500	25,000	188,000	7,500	252,000
2009-2010	50,000		50,000	200,000		300,000
2010-2011						
2011-2012						
2012-2013						
2013-2014						
Future Funding						
TOTAL COST	80,000	1,500	75,000	388,000	7,500	552,000

PROJECT SPECIFICATIONS

PROJECT DESCRIPTION:

Construct five foot wide sidewalk along Enterprise Road.

PROJECT JUSTIFICATION:

Enterprise Road has road side has limited shoulders and deep ditches. When children are dropped off from school at Highway 1 at Enterprise Road, the children have to walk on the street since there is little room for them to walk on the road shoulder. Sidewalks will be constructed behind the existing ditch which will provide safety for the children as they walk home from the school bus stop.

PROJECT PRIORITY:

A

START DATE:

August 2005

EST TIME TO COMPLETE:

Two Months

OPERATING BUDGET EFFECT:

 NONE

 N/A

 SEE DETAIL

SHEET A 2009-2010/2013-2014 CAPITAL IMPROVEMENTS PROGRAM

PROJECT TITLE: Extension of Cloverleaf Boulevard	PROJECT CATEGORY: Streets
PROJECT NUMBER: 260603	COUNCIL DISTRICT # 5
DIVISION: Planning & Economic Development	DEPARTMENT: Engineering

PROJECT BUDGET**REVENUE BREAKDOWN**

REVENUE SOURCES				OTHER	SALES TAX	TOTAL
PRIOR BDGTS				310,280	660,000	970,280
PRIOR EXP				310,280	648,369	958,649
BUDGET C/0				0	11,631	11,631
2009-2010					(11,631)	(11,631)
2010-2011						
2011-2012						
2012-2013						
2013-2014						
Future Funding						
TOTAL COST				310,280	648,369	958,649

EXPENDITURE BREAKDOWN

EXPENDITURE BREAKDOWN	ENGINEERING	TESTING	LAND ACQUISITION	CONSTRUCTION	OTHER	TOTAL
PRIOR BDGTS			160,000	810,280		970,280
2009-2010				(11,631)		(11,631)
2010-2011						
2011-2012						
2012-2013						
2013-2014						
Future Funding						
TOTAL COST			160,000	798,649		958,649

PROJECT SPECIFICATIONS**PROJECT DESCRIPTION:**

Purchase of property and construct 40' wide 8" thick concrete street with sidewalks and subsurface drainage.

PROJECT JUSTIFICATION:

Extension of Cloverleaf Boulevard is shown on the Master Street Plan. In order to insure that this extension will be constructed, the City needs to purchase the right of way and construct a portion of the street.

PROJECT PRIORITY: A**START DATE:** March 2011**EST TIME TO COMPLETE:** Six Months**OPERATING BUDGET EFFECT:** NONE N/A SEE DETAIL

SHEET A 2009-2010/2013-2014 CAPITAL IMPROVEMENTS PROGRAM

PROJECT TITLE: North Mall - North Boulevard to Sterkx Road	PROJECT CATEGORY: Streets
PROJECT NUMBER: 260604	COUNCIL DISTRICT # 5
DIVISION: Planning & Economic Development	DEPARTMENT: Engineering

PROJECT BUDGET

REVENUE BREAKDOWN

REVENUE SOURCES	UTILITY FUNDS	SALES TAX	SALES TAX BONDS 2004	TOTAL
PRIOR BDGTS			310,000	310,000
PRIOR EXP			2,868	2,868
BUDGET C/0			307,132	307,132
2009-2010		250,000		250,000
2010-2011				
2011-2012				
2012-2013				
2013-2014				
Future Funding		3,007,500		3,007,500
TOTAL COST		3,257,500	310,000	3,567,500

EXPENDITURE BREAKDOWN

EXPENDITURE BREAKDOWN	ENGINEERING	TESTING	LAND ACQUISITION	CONSTRUCTION	OTHER	TOTAL
PRIOR BDGTS	285,000		25,000			310,000
2009-2010			250,000			250,000
2010-2011						
2011-2012						
2012-2013						
2013-2014						
Future Funding				3,007,500		3,007,500
TOTAL COST	285,000		275,000	3,007,500		3,567,500

PROJECT SPECIFICATIONS

PROJECT DESCRIPTION:

Widen North Mall Drive from Sterkx Road to North Boulevard by adding additional travel lanes and improved radii.

PROJECT JUSTIFICATION:

The traffic from I-49 to the mall and area businesses has increased. North Mall from Lee Street to Sterkx Road is under construction to widen to improve the flow of traffic.

PROJECT PRIORITY:

A

START DATE:

March 2011

EST TIME TO COMPLETE:

Six Months

OPERATING BUDGET EFFECT:

 NONE

 N/A

 SEE DETAIL

SHEET A 2009-2010/2013-2014 CAPITAL IMPROVEMENTS PROGRAM

PROJECT TITLE: Jackson @ MacArthur Intersection Improvements	PROJECT CATEGORY: Streets
PROJECT NUMBER: 260605	COUNCIL DISTRICT # 5
DIVISION: Planning & Economic Development	DEPARTMENT: Engineering

PROJECT BUDGET

REVENUE BREAKDOWN

REVENUE SOURCES				UTILITY FUNDS	SALES TAX	TOTAL
PRIOR BDGTS					60,000	60,000
PRIOR EXP						
BUDGET C/0					60,000	60,000
2009-2010					25,000	25,000
2010-2011						
2011-2012						
2012-2013						
2013-2014						
Future Funding						
TOTAL COST					85,000	85,000

EXPENDITURE BREAKDOWN

EXPENDITURE BREAKDOWN	ENGINEERING	TESTING	LAND ACQUISITION	CONSTRUCTION	OTHER	TOTAL
PRIOR BDGTS				60,000		60,000
2009-2010				25,000		25,000
2010-2011						
2011-2012						
2012-2013						
2013-2014						
Future Funding						
TOTAL COST				85,000		85,000

PROJECT SPECIFICATIONS

PROJECT DESCRIPTION:

Modify existing intersection to add more turn lane capacity from Jackson Street onto North MacArthur Drive.

PROJECT JUSTIFICATION:

The volume of traffic on Jackson Street has surpassed the point at which efficient traffic flow can be accommodated at a reasonable level of service.

PROJECT PRIORITY:

A

START DATE:

March 2011

EST TIME TO COMPLETE:

Six Months

OPERATING BUDGET EFFECT:

 NONE

 N/A

 SEE DETAIL

SHEET A 2009-2010/2013-2014 CAPITAL IMPROVEMENTS PROGRAM

PROJECT TITLE: Land Acquisitions	PROJECT CATEGORY: Streets
PROJECT NUMBER: 260608	COUNCIL DISTRICT # 5
DIVISION: Planning & Economic Development	DEPARTMENT: Engineering

PROJECT BUDGET

REVENUE BREAKDOWN

REVENUE SOURCES					SALES TAX	TOTAL
PRIOR BDGTS					374,000	374,000
PRIOR EXP					380,427	380,427
BUDGET C/0					(6,427)	(6,427)
2009-2010					60,000	60,000
2010-2011					60,000	60,000
2011-2012					60,000	60,000
2012-2013					60,000	60,000
2013-2014					60,000	60,000
Future Funding						
TOTAL COST					674,000	674,000

EXPENDITURE BREAKDOWN

EXPENDITURE BREAKDOWN	ENGINEERING	TESTING	LAND ACQUISITION	CONSTRUCTION	OTHER	TOTAL
PRIOR BDGTS			374,000			374,000
2009-2010			60,000			60,000
2010-2011			60,000			60,000
2011-2012			60,000			60,000
2012-2013			60,000			60,000
2013-2014			60,000			60,000
Future Funding						
TOTAL COST			674,000			674,000

PROJECT SPECIFICATIONS

PROJECT DESCRIPTION:

Purchase right-of-way for various City projects.

PROJECT JUSTIFICATION:

With construction of new projects and improvements to existing infrastructure, these funds can be readily accessible to aid in speeding the design and construction of these improvements.

PROJECT PRIORITY:

A

START DATE:

March 2011

EST TIME TO COMPLETE:

Six Months

OPERATING BUDGET EFFECT:

 NONE

 N/A

 SEE DETAIL

SHEET A 2009-2010/2013-2014 CAPITAL IMPROVEMENTS PROGRAM

PROJECT TITLE: 6th & 7th Street / Cotton to Monroe	PROJECT CATEGORY: Streets
PROJECT NUMBER: 260801	COUNCIL DISTRICT # 1
DIVISION: Planning & Economic Development	DEPARTMENT: Engineering

PROJECT BUDGET**REVENUE BREAKDOWN**

REVENUE SOURCES	PROPERTY TAX 2008	SALES TAX	TOTAL
PRIOR BDGTS		200,000	200,000
PRIOR EXP			
BUDGET C/0		200,000	200,000
2009-2010		500,000	500,000
2010-2011			
2011-2012			
2012-2013		2,250,000	2,250,000
2013-2014	1,000,000	2,150,000	3,150,000
Future Funding			
TOTAL COST	1,000,000	5,100,000	6,100,000

EXPENDITURE BREAKDOWN

EXPENDITURE BREAKDOWN	ENGINEERING	TESTING	LAND ACQUISITION	CONSTRUCTION	OTHER	TOTAL
PRIOR BDGTS	200,000					200,000
2009-2010	350,000		150,000			500,000
2010-2011						
2011-2012						
2012-2013	100,000		150,000	2,000,000		2,250,000
2013-2014	150,000			3,000,000		3,150,000
Future Funding						
TOTAL COST	800,000		300,000	5,000,000		6,100,000

PROJECT SPECIFICATIONS**PROJECT DESCRIPTION:**

Connect Upper Third Street to 6th and 7th (Foisy) Streets by constructing a bridge over Bayou Rapides and its approaches.

PROJECT JUSTIFICATION:

With the expansion of Rapides Regional Medical Center, the major north-south corridor for downtown Alexandria was severed. This project will re-establish that corridor and enhance the flow of traffic in this area of the city.

PROJECT PRIORITY:

A

START DATE: March 2007**EST TIME TO COMPLETE:**

Four Months

OPERATING BUDGET EFFECT: NONE N/A SEE DETAIL

SHEET A 2009-2010/2013-2014 CAPITAL IMPROVEMENTS PROGRAM

PROJECT TITLE: Extension of Versailles Blvd. - Phase 3	PROJECT CATEGORY: Streets
PROJECT NUMBER: 261001	COUNCIL DISTRICT # 5
DIVISION: Planning & Economic Development	DEPARTMENT: Engineering

PROJECT BUDGET**REVENUE BREAKDOWN**

REVENUE SOURCES					PROPERTY TAX 2008	TOTAL
PRIOR BDGTS						
PRIOR EXP						
BUDGET C/0						
2009-2010					1,535,000	1,535,000
2010-2011						
2011-2012						
2012-2013						
2013-2014						
Future Funding						
TOTAL COST					1,535,000	1,535,000

EXPENDITURE BREAKDOWN

EXPENDITURE BREAKDOWN	ENGINEERING	TESTING	LAND ACQUISITION	CONSTRUCTION	OTHER	TOTAL
PRIOR BDGTS						
2009-2010	35,000			1,500,000		1,535,000
2010-2011						
2011-2012						
2012-2013						
2013-2014						
Future Funding						
TOTAL COST	35,000			1,500,000		1,535,000

PROJECT SPECIFICATIONS**PROJECT DESCRIPTION:**

Tie in of Extension of Versailles into LA Highway 28.

PROJECT JUSTIFICATION:

Final phase of Versailles Extension including traffic signals installation and upgrades at South Cloverleaf Drive and Windemere Boulevard. This final segment of overall project will connect Jackson Street Extension to LA Highway 28.

PROJECT PRIORITY:

A

START DATE: February 2010**EST TIME TO COMPLETE:**

1 Year

OPERATING BUDGET EFFECT: NONE N/A SEE DETAIL

SHEET A 2009-2010/2013-2014 CAPITAL IMPROVEMENTS PROGRAM

PROJECT TITLE: Traffic Signal Renovations		PROJECT CATEGORY: Streets	
PROJECT NUMBER: 261002		COUNCIL DISTRICT # 5	
DIVISION: Planning & Economic Development		DEPARTMENT: Engineering	

PROJECT BUDGET

REVENUE BREAKDOWN

REVENUE SOURCES					SALES TAX	TOTAL
PRIOR BDGTS						
PRIOR EXP						
BUDGET C/0						
2009-2010					95,000	95,000
2010-2011						
2011-2012						
2012-2013						
2013-2014						
Future Funding						
TOTAL COST					95,000	95,000

EXPENDITURE BREAKDOWN

EXPENDITURE BREAKDOWN	ENGINEERING	TESTING	LAND ACQUISITION	CONSTRUCTION	OTHER	TOTAL
PRIOR BDGTS						
2009-2010					95,000	95,000
2010-2011						
2011-2012						
2012-2013						
2013-2014						
Future Funding						
TOTAL COST					95,000	95,000

PROJECT SPECIFICATIONS

PROJECT DESCRIPTION:

Renovate traffic signals with controllers, LEDs, cameras, and other related traffic control devices.

PROJECT JUSTIFICATION:

Many of existing signal controllers are in need of updating. The LED retrofit will save on maintenance labor as well as energy use. The cameras replace troublesome ground loops as traffic detectors.

PROJECT PRIORITY: A

START DATE: February 2010

EST TIME TO COMPLETE: 1 Year

OPERATING BUDGET EFFECT:

NONE

N/A

SEE DETAIL

F. PUBLIC SAFETY - POLICE

TABLE OF CONTENTS

<i><u>PUBLIC SAFETY - POLICE</u></i>			<u>PAGE</u>
500801	Public Safety Generator	4
500802	Motorola Mobile Radio Replacement	5

2009-2010

**COMBINED CAPITAL PROJECTS
SOURCES OF FUNDING SUMMARY**

PUBLIC SAFETY - POLICE

PROJECT IDENTIFICATION	SALES TAXES	SALES TX BONDS 04	SALES TX BONDS 08	AD VAL TAX- 03	AD VAL TAX- 08	FEDERAL FUNDS	STATE FUNDS	UTILITY FUND	OTHER	TOTALS
Total Police	0	0	0	0	0	0	0	0	0	0

2009-2010

**GENERAL CAPITAL PROJECTS
FIVE YEAR CAPITAL PLAN**

POLICE

PROJ #	PROJECT IDENTIFICATION	BUDGET C/O	FISCAL YEAR					TOTAL 5 YEAR	BEYOND 2014	TOTAL COST
			09-10	10-11	11-12	12-13	13-14			
500801	Public Safety Generator	245,665						0		245,665
500802	Motorola Mobile Radio Replaceme	37,200						0		37,200
Total Police		282,865	0	0	0	0	0	0	0	282,865

* Project Number to be Assigned

@ New or Revised Projects

Projects to be closed

SHEET A 2009-2010/2013-2014 CAPITAL IMPROVEMENTS PROGRAM

PROJECT TITLE: Public Safety Generator	PROJECT CATEGORY: Public Safety
PROJECT NUMBER: 500801	COUNCIL DISTRICT # N/A
DIVISION: Police	DEPARTMENT: Police

PROJECT BUDGET

REVENUE BREAKDOWN

REVENUE SOURCES					SALES TAX	TOTAL
PRIOR BDGTS					250,000	250,000
PRIOR EXP					4,335	4,335
BUDGET C/0					245,665	245,665
2009-2010						
2010-2011						
2011-2012						
2012-2013						
2013-2014						
BEYOND 2014						
TOTAL COST					250,000	250,000

EXPENDITURE BREAKDOWN

EXPENDITURE BREAKDOWN	ENGINEERING	TESTING	LAND ACQUISITION	CONSTRUCTION	OTHER	TOTAL
PRIOR BDGTS					250,000	250,000
2009-2010						
2010-2011						
2011-2012						
2012-2013						
2013-2014						
BEYOND 2014						
TOTAL COST					250,000	250,000

PROJECT SPECIFICATIONS

PROJECT DESCRIPTION:

Replace existing 125 KW Generator with a 500 KW Generator at the Public Safety Complex.

PROJECT JUSTIFICATION:

The increased power from a 500 KW Generator would power up the entire Public Safety Complex during a crisis enabling it to function properly. The existing 125 KW Generator can only power communications.

PROJECT PRIORITY:

START DATE: 2007

EST TIME TO COMPLETE:

1 Year

OPERATING BUDGET EFFECT:

 NONE

 N/A

 SEE DETAIL

SHEET A 2009-2010/2013-2014 CAPITAL IMPROVEMENTS PROGRAM

PROJECT TITLE: Motorola Mobile Radio Replacement	PROJECT CATEGORY: Public Safety
PROJECT NUMBER: 500802	COUNCIL DISTRICT # N/A
DIVISION: Police	DEPARTMENT: Police

PROJECT BUDGET




REVENUE BREAKDOWN

REVENUE SOURCES					SALES TAX	TOTAL
PRIOR BDGTS					37,200	37,200
PRIOR EXP						
BUDGET C/0					37,200	37,200
2009-2010						
2010-2011						
2011-2012						
2012-2013						
2013-2014						
BEYOND 2014						
TOTAL COST					37,200	37,200

EXPENDITURE BREAKDOWN

EXPENDITURE BREAKDOWN	ENGINEERING	TESTING	LAND ACQUISITION	CONSTRUCTION	OTHER	TOTAL
PRIOR BDGTS					37,200	37,200
2009-2010						
2010-2011						
2011-2012						
2012-2013						
2013-2014						
BEYOND 2014						
TOTAL COST					37,200	37,200

PROJECT SPECIFICATIONS

PROJECT DESCRIPTION: Replace 8 radios in the detective units.			
PROJECT JUSTIFICATION: Existing Convertacom radios lack range and are not in production any more.			
PROJECT PRIORITY:	START DATE: 2007	EST TIME TO COMPLETE:	1 Year
OPERATING BUDGET EFFECT:	 NONE	 N/A	 SEE DETAIL

******This Page Left Blank******

G. PUBLIC SAFETY - FIRE

TABLE OF CONTENTS

		<u><i>PUBLIC SAFETY - FIRE</i></u>	<u>PAGE</u>
600503	Fire Station Relocation	4
600801	Replace Pumper Truck	5
600901	Fire Safety House	6

2009-2010

**COMBINED CAPITAL PROJECTS
SOURCES OF FUNDING SUMMARY**

PUBLIC SAFETY - FIRE

PROJECT IDENTIFICATION	SALES TAXES	SALES TX BONDS 04	SALES TX BONDS 08	AD VAL TAX- 03	AD VAL TAX- 08	FEDERAL FUNDS	STATE FUNDS	UTILITY FUND	OTHER	TOTALS
Total Fire	0	0	0	0	0	0	0	0	0	0

2009-2010

**GENERAL CAPITAL PROJECTS
FIVE YEAR CAPITAL PLAN**

FIRE

PROJ #	PROJECT IDENTIFICATION	BUDGET C/O	FISCAL YEAR					TOTAL 5 YEAR	BEYOND 2014	TOTAL COST
			09-10	10-11	11-12	12-13	13-14			
600503	Fire Station Relocation	2,114,709						0	1,800,000	3,914,709
600801	Replace Pumper Truck	@ 435,353						0		435,353
600901	Fire Safety House	@ 65,000						0		65,000
Total Fire			0	0	0	0	0	0	1,800,000	4,415,062

* Project Number to be Assigned

@ New or Revised Projects

Projects to be closed

SHEET A 2009-2010/2013-2014 CAPITAL IMPROVEMENTS PROGRAM

PROJECT TITLE: Fire Station Relocation	PROJECT CATEGORY: Public Safety
PROJECT NUMBER: 600503	COUNCIL DISTRICT # N/A
DIVISION: Fire	DEPARTMENT: Fire

PROJECT BUDGET

REVENUE BREAKDOWN

REVENUE SOURCES				SALES TAX BONDS 2008	SALES TAX BONDS 2004	TOTAL
PRIOR BDGTS				1,600,000	700,000	2,300,000
PRIOR EXP					185,291	185,291
BUDGET C/0				1,600,000	514,709	2,114,709
2009-2010						
2010-2011						
2011-2012						
2012-2013						
2013-2014						
BEYOND 2014					1,800,000	1,800,000
TOTAL COST				1,600,000	2,500,000	4,100,000

EXPENDITURE BREAKDOWN

EXPENDITURE BREAKDOWN	ENGINEERING	TESTING	LAND ACQUISITION	CONSTRUCTION	OTHER	TOTAL
PRIOR BDGTS	200,000			2,100,000		2,300,000
2009-2010						
2010-2011						
2011-2012						
2012-2013						
2013-2014						
BEYOND 2014				1,800,000		1,800,000
TOTAL COST	200,000			3,900,000		4,100,000

PROJECT SPECIFICATIONS

PROJECT DESCRIPTION:

Study the location of existing fire stations and replace those deemed in poor locations where indicated.

PROJECT JUSTIFICATION:

Very little relocation has been done since the 1950's. Current locations may not maximize the use of the trucks and crews.

PROJECT PRIORITY: A

START DATE: 2006

EST TIME TO COMPLETE: 3 Years

OPERATING BUDGET EFFECT:

NONE

N/A

SEE DETAIL

SHEET A 2009-2010/2013-2014 CAPITAL IMPROVEMENTS PROGRAM

PROJECT TITLE: Replace Pumper Trucks	PROJECT CATEGORY: Public Safety
PROJECT NUMBER: 600801	COUNCIL DISTRICT # N/A
DIVISION: Fire	DEPARTMENT: Fire

PROJECT BUDGET

REVENUE BREAKDOWN

REVENUE SOURCES					SALES TAX	TOTAL
PRIOR BDGTS					685,000	685,000
PRIOR EXP					249,647	249,647
BUDGET C/O					435,353	435,353
2009-2010						
2010-2011						
2011-2012						
2012-2013						
2013-2014						
BEYOND 2014						
TOTAL COST					685,000	685,000

EXPENDITURE BREAKDOWN

EXPENDITURE BREAKDOWN	ENGINEERING	TESTING	LAND ACQUISITION	CONSTRUCTION	OTHER	TOTAL
PRIOR BDGTS					685,000	685,000
2009-2010						
2010-2011						
2011-2012						
2012-2013						
2013-2014						
BEYOND 2014						
TOTAL COST					685,000	685,000

PROJECT SPECIFICATIONS

PROJECT DESCRIPTION: Replace 2 1986 1500 gallon pumper trucks.			
PROJECT JUSTIFICATION: Existing models are aging and becoming high maintenance			
PROJECT PRIORITY:	A	EST TIME TO COMPLETE:	1 Year
START DATE:	2006	OPERATING BUDGET EFFECT:	
	<input type="checkbox"/> NONE	<input checked="" type="checkbox"/> N/A	<input type="checkbox"/> SEE DETAIL

SHEET A 2009-2010/2013-2014 CAPITAL IMPROVEMENTS PROGRAM

PROJECT TITLE: Fire Safety House	PROJECT CATEGORY: Public Safety
PROJECT NUMBER: 600901	COUNCIL DISTRICT # N/A
DIVISION: Fire	DEPARTMENT: Fire

PROJECT BUDGET

REVENUE BREAKDOWN

REVENUE SOURCES					SALES TAX	TOTAL
PRIOR BDGTS					65,000	65,000
PRIOR EXP						
BUDGET C/O					65,000	65,000
2009-2010						
2010-2011						
2011-2012						
2012-2013						
2013-2014						
BEYOND 2014						
TOTAL COST					65,000	65,000

EXPENDITURE BREAKDOWN

EXPENDITURE BREAKDOWN	ENGINEERING	TESTING	LAND ACQUISITION	CONSTRUCTION	OTHER	TOTAL
PRIOR BDGTS					65,000	65,000
2009-2010						
2010-2011						
2011-2012						
2012-2013						
2013-2014						
BEYOND 2014						
TOTAL COST					65,000	65,000

PROJECT SPECIFICATIONS

PROJECT DESCRIPTION:

Replacement of existing house.

PROJECT JUSTIFICATION:

Existing unit is worn. Modern unit will be useful teaching fire safety to children and senior citizens.

PROJECT PRIORITY: A

START DATE: 2006

EST TIME TO COMPLETE: 1 Year

OPERATING BUDGET EFFECT:

NONE

N/A

SEE DETAIL

H. PARKS & RECREATION

TABLE OF CONTENTS

<i>PARKS AND RECREATION</i>			<u>PAGE</u>
439001	Park Acquisitions & Improvements	4
430203	Bayou Rapides Park & Walking Trail	5
430404	Johnny Downs Park	6
440601	Harmon Park Improvements	7
440602	Golf Course Improvements	8
440901	Recreation Park Improvements	9

2009-2010

**COMBINED CAPITAL PROJECTS
SOURCES OF FUNDING SUMMARY**

PARKS AND RECREATION

PROJECT IDENTIFICATION	SALES TAXES	SALES TX BONDS 04	SALES TX BONDS 08	AD VAL TAX- 03	AD VAL TAX- 08	FEDERAL FUNDS	STATE FUNDS	UTILITY FUND	OTHER	TOTALS
Total Parks and Recreation	0	0	0	0	0	0	0	0	0	0

2009-2010

**GENERAL CAPITAL PROJECTS
FIVE YEAR CAPITAL PLAN**

PARKS AND RECREATION

PROJ #	PROJECT IDENTIFICATION	BUDGET C/O	FISCAL YEAR					TOTAL 5 YEAR	BEYOND 2014	TOTAL COST
			09-10	10-11	11-12	12-13	13-14			
439001	Park Acquisitions & Imprvmnt	247,439		75,000	75,000	75,000	75,000	300,000		547,439
430203	Bayou Rapides Park/Trail @	535,335						0		535,335
430404	Johnny Downs Park	209,799						0		209,799
440601	Harmon Park Improvements	50,000						0		50,000
440602	Golf Course Improvments	9,332						0		9,332
440901	Recreational Park Improvements @	1,007,859		1,000,000				1,000,000		2,007,859
Total Park/Recreation		2,059,764	0	1,075,000	75,000	75,000	75,000	1,300,000	0	3,359,764

- * Project Number to be Assigned
- @ New or Revised Projects
- Projects to be closed

SHEET A 2009-2010/2013-2014 CAPITAL IMPROVEMENTS PROGRAM

PROJECT TITLE: Park Acquisitions & Improvements	PROJECT CATEGORY: Parks
PROJECT NUMBER: 439001	COUNCIL DISTRICT # N/A
DIVISION: Public Works	DEPARTMENT: Parks & Recreation

PROJECT BUDGET**REVENUE BREAKDOWN**

REVENUE SOURCES			OTHER	STATE FUNDS	SALES TAX	TOTAL
PRIOR BDGTS			4,700	53,625	1,144,758	1,203,083
PRIOR EXP			4,700	53,625	897,319	955,644
BUDGET C/O			0	0	247,439	247,439
2009-2010						
2010-2011					75,000	75,000
2011-2012					75,000	75,000
2012-2013					75,000	75,000
2013-2014					75,000	75,000
BEYOND 2014						
TOTAL COST			4,700	53,625	1,444,758	1,503,083

EXPENDITURE BREAKDOWN

EXPENDITURE BREAKDOWN	ENGINEERING	TESTING	LAND ACQUISITION	CONSTRUCTION	OTHER	TOTAL
PRIOR BDGTS			852,982	4,700	345,401	1,203,083
2009-2010						
2010-2011			75,000			75,000
2011-2012			75,000			75,000
2012-2013			75,000			75,000
2013-2014			75,000			75,000
BEYOND 2014						
TOTAL COST			1,152,982	4,700	345,401	1,503,083

PROJECT SPECIFICATIONS**PROJECT DESCRIPTION:**

To acquire land for park and green space for the City of Alexandria. This is a multi-year project that is seeking to secure a large acreage tract.

To improve and develop parks and green space within the City of Alexandria. This is a multi-year project that is seeking to enhance the aesthetic quality and recreational function of existing and future City owned parks and green space.

PROJECT JUSTIFICATION:

Park and green space in Alexandria is being overwhelmed by usage. There is not adequate space to accommodate citizen usage. Additional land is necessary.

The City has begun an aggressive land acquisition program to accommodate the increased citizen usage of parks and green space. Additional funds are necessary to develop tracks as they are acquired by the City.

PROJECT PRIORITY: B**START DATE:** Ongoing **EST TIME TO COMPLETE:** As Needed**OPERATING BUDGET EFFECT:**
 NONE N/A SEE DETAIL

SHEET A 2009-2010/2013-2014 CAPITAL IMPROVEMENTS PROGRAM

PROJECT TITLE: Bayou Rapides Park & Walking Trail	PROJECT CATEGORY: Parks
PROJECT NUMBER: 430203	COUNCIL DISTRICT # N/A
DIVISION: Public Works	DEPARTMENT: Parks & Recreation

PROJECT BUDGET

REVENUE BREAKDOWN

REVENUE SOURCES	FEDERAL FUNDS	SALES TAX BONDS 2004	SALES TAX	TOTAL
PRIOR BDGTS	373,000	64,193	573,307	1,010,500
PRIOR EXP	87,895	64,193	323,077	475,165
BUDGET C/0	285,105	0	250,230	535,335
2009-2010				
2010-2011				
2011-2012				
2012-2013				
2013-2014				
BEYOND 2014				
TOTAL COST	373,000	64,193	573,307	1,010,500

EXPENDITURE BREAKDOWN

EXPENDITURE BREAKDOWN	ENGINEERING	TESTING	LAND ACQUISITION	CONSTRUCTION	OTHER	TOTAL
PRIOR BDGTS				1,010,500		1,010,500
2009-2010						
2010-2011						
2011-2012						
2012-2013						
2013-2014						
BEYOND 2014						
TOTAL COST				1,010,500		1,010,500

PROJECT SPECIFICATIONS

PROJECT DESCRIPTION:

Bayou Rapides Park & Walking Trail will be a multi-use pedestrian/bicycle trail system that will connect to the I-49 Urban Greenway trail and extend to MacArthur Drive along Bayou Rapides.

PROJECT JUSTIFICATION:

The Trail will connect several neighborhoods and provide recreational opportunities such as walking, cycling, fishing, and the like.

PROJECT PRIORITY: A

START DATE: 2004

EST TIME TO COMPLETE: 2 Years

OPERATING BUDGET EFFECT:

NONE

N/A

SEE DETAIL

SHEET A 2009-2010/2013-2014 CAPITAL IMPROVEMENTS PROGRAM

PROJECT TITLE: Johnny Downs Park	PROJECT CATEGORY: Parks
PROJECT NUMBER: 430404	COUNCIL DISTRICT # N/A
DIVISION: Public Works	DEPARTMENT: Parks & Recreation

PROJECT BUDGET**REVENUE BREAKDOWN**

REVENUE SOURCES				SALES TAX	SALES TAX BONDS 2004	TOTAL
PRIOR BDGTS				510,202	3,713,872	4,224,074
PRIOR EXP				300,403	3,713,872	4,014,275
BUDGET C/0				209,799	0	209,799
2009-2010						
2010-2011						
2011-2012						
2012-2013						
2013-2014						
BEYOND 2014						
TOTAL COST				510,202	3,713,872	4,224,074

EXPENDITURE BREAKDOWN

EXPENDITURE BREAKDOWN	ENGINEERING	TESTING	LAND ACQUISITION	CONSTRUCTION	OTHER	TOTAL
PRIOR BDGTS	200,000			4,024,074		4,224,074
2009-2010						
2010-2011						
2011-2012						
2012-2013						
2013-2014						
BEYOND 2014						
TOTAL COST	200,000			4,024,074		4,224,074

PROJECT SPECIFICATIONS**PROJECT DESCRIPTION:**

Construction of additional ball fields adjacent to the City's Links on the Bayou Golf Course along LA Hwy 28 at Vandenburg Drive.

PROJECT JUSTIFICATION:

Participation in youth recreation continues to grow in Alexandria. Fields are needed to keep up with the demand.

PROJECT PRIORITY: A

START DATE: 2004

EST TIME TO COMPLETE: 2 Years

OPERATING BUDGET EFFECT:

NONE

N/A

SEE DETAIL

CITY OF ALEXANDRIA

SHEET A 2009-2010/2013-2014 CAPITAL IMPROVEMENTS PROGRAM

PROJECT TITLE: Harmon Park Improvements	PROJECT CATEGORY: Parks
PROJECT NUMBER: 440601	COUNCIL DISTRICT # N/A
DIVISION: Public Works	DEPARTMENT: Parks & Recreation

PROJECT BUDGET

REVENUE BREAKDOWN

REVENUE SOURCES					SALES TAX	TOTAL
PRIOR BDGTS					50,000	50,000
PRIOR EXP						
BUDGET C/0					50,000	50,000
2009-2010						
2010-2011						
2011-2012						
2012-2013						
2013-2014						
BEYOND 2014						
TOTAL COST					50,000	50,000

EXPENDITURE BREAKDOWN

EXPENDITURE BREAKDOWN	ENGINEERING	TESTING	LAND ACQUISITION	CONSTRUCTION	OTHER	TOTAL
PRIOR BDGTS	50,000					50,000
2009-2010						
2010-2011						
2011-2012						
2012-2013						
2013-2014						
BEYOND 2014						
TOTAL COST	50,000					50,000

PROJECT SPECIFICATIONS

PROJECT DESCRIPTION: Improvements to the existing Harmon Park.			
PROJECT JUSTIFICATION: No major improvements to this park have been undertaken in some time. Existing structures and equipment are in need of replacement.			
PROJECT PRIORITY:	A	EST TIME TO COMPLETE:	2 Years
START DATE:	2006	OPERATING BUDGET EFFECT:	
	<input checked="" type="checkbox"/> NONE	<input type="checkbox"/> N/A	<input type="checkbox"/> SEE DETAIL

SHEET A 2009-2010/2013-2014 CAPITAL IMPROVEMENTS PROGRAM

PROJECT TITLE: Golf Course Improvements	PROJECT CATEGORY: Parks
PROJECT NUMBER: 440602	COUNCIL DISTRICT # N/A
DIVISION: Public Works	DEPARTMENT: Parks & Recreation

PROJECT BUDGET

REVENUE BREAKDOWN

REVENUE SOURCES					SALES TAX	TOTAL
PRIOR BDGTS					60,000	60,000
PRIOR EXP					50,668	50,668
BUDGET C/0					9,332	9,332
2009-2010						
2010-2011						
2011-2012						
2012-2013						
2013-2014						
BEYOND 2014						
TOTAL COST					60,000	60,000

EXPENDITURE BREAKDOWN

EXPENDITURE BREAKDOWN	ENGINEERING	TESTING	LAND ACQUISITION	CONSTRUCTION	OTHER	TOTAL
PRIOR BDGTS				60,000		60,000
2009-2010						
2010-2011						
2011-2012						
2012-2013						
2013-2014						
BEYOND 2014						
TOTAL COST				60,000		60,000

PROJECT SPECIFICATIONS

PROJECT DESCRIPTION:
Improvements to the existing Links on the Bayou Golf Course.

PROJECT JUSTIFICATION:

PROJECT PRIORITY: A

START DATE: 2006 **EST TIME TO COMPLETE:** 2 Years

OPERATING BUDGET EFFECT:
 NONE N/A SEE DETAIL

SHEET A 2009-2010/2013-2014 CAPITAL IMPROVEMENTS PROGRAM

PROJECT TITLE: Recreational Park Improvements	PROJECT CATEGORY: Parks
PROJECT NUMBER: 440901	COUNCIL DISTRICT # N/A
DIVISION: Public Works	DEPARTMENT: Parks & Recreation

PROJECT BUDGET

REVENUE BREAKDOWN

REVENUE SOURCES				AD VAL TAX 2008	SALES TAX	TOTAL
PRIOR BDGTS				1,135,038		1,135,038
PRIOR EXP				127,179		127,179
BUDGET C/0				1,007,859		1,007,859
2009-2010						
2010-2011				1,000,000		1,000,000
2011-2012						
2012-2013						
2013-2014						
BEYOND 2014						
TOTAL COST				2,135,038		2,135,038

EXPENDITURE BREAKDOWN

EXPENDITURE BREAKDOWN	ENGINEERING	TESTING	LAND ACQUISITION	CONSTRUCTION	OTHER	TOTAL
PRIOR BDGTS					1,135,038	1,135,038
2009-2010						
2010-2011					1,000,000	1,000,000
2011-2012						
2012-2013						
2013-2014						
BEYOND 2014						
TOTAL COST					2,135,038	2,135,038

PROJECT SPECIFICATIONS

PROJECT DESCRIPTION:

PROJECT JUSTIFICATION:

PROJECT PRIORITY: A

START DATE: 2006

EST TIME TO COMPLETE: 2 Years

OPERATING BUDGET EFFECT:

 NONE N/A SEE DETAIL

******This Page Left Blank******

I. ZOOLOGICAL PARK

TABLE OF CONTENTS

		<u>ZOOLOGICAL PARK</u>	<u>PAGE</u>
439002	Zoo Renovations	4
430401	Zoo Operations Maintenance Center	5
430602	Natural Habitat & Area 1 Renovation	7
430701	Signage & Graphics	8
430702	South American Barn Replacement	9
430801	Zoo Kitchen & Employee Complex	11
430802	Entry Pavilion Complex-Ph2	13
430901	Modification of Lion Exhibit	15
430902	Renovation of South America Section	16
430903	Zoo Master Plan Update	17
430904	Leopard Exhibit	18
431001	Zoo Underground Electrical Line Relocation	20
431002	Zoo Generators	21
431003	Zoo Playground Improvements	22
431004	Zoo Technology & Security Upgrade	23

2009-2010

**COMBINED CAPITAL PROJECTS
SOURCES OF FUNDING SUMMARY**

ZOOLOGICAL PARK

PROJECT IDENTIFICATION	SALES TAXES	SALES TX BONDS 04	SALES TX BONDS 08	AD VAL TAX- 03	AD VAL TAX- 08	FEDERAL FUNDS	STATE FUNDS	UTILITY FUND	OTHER	TOTALS
Zoo Renovations			330,000							330,000
Zoo Underground Electric			50,000							50,000
Zoo Generators			389,000							389,000
Zoo Playground Improvements			750,000							750,000
Zoo Technology & Security Uj			195,000							195,000
Total Zoo	0	0	1,714,000	0	0	0	0	0	0	1,714,000
Total General Capital	5,428,096	(22,822)	3,014,500	(659)	1,855,659	0	1,200,000	254,000	0	11,728,774

2009-2010
GENERAL CAPITAL PROJECTS
FIVE YEAR CAPITAL PLAN

ZOOLOGICAL PARK

PROJ #	PROJECT IDENTIFICATION	BUDGET C/O	FISCAL YEAR					TOTAL 5 YEAR	BEYOND 2014	TOTAL COST
			09-10	10-11	11-12	12-13	13-14			
439002	Zoo Renovations	29,513	330,000					330,000		359,513
430401	Zoo Operations Maint Center	114,783						0		114,783
430602	Natural Habitat & Area 1 Reno @	225,000						0		225,000
430701	Signage & Graphics	72,461						0		72,461
430702	South American Barn Replaceme	100,000						0		100,000
430801	Zoo Kitchen & Employee Complex	122,082						0		122,082
430802	Entry Pavilion Complex-Ph2	240,000						0		240,000
430901	Modification of Lion Exhibit @	150,000						0		150,000
430902	Renovation of South America Secti	300,000						0		300,000
430903	Zoo Master Plan Update @	55,000						0		55,000
430904	Leopard Exhibit @	175,000						0		175,000
431001	Zoo Underground Electrical Line	0	50,000					50,000		50,000
431002	Zoo Generators	0	389,000					389,000		389,000
431003	Zoo Playground Improvements	0	750,000					750,000		750,000
431004	Zoo Technology & Security Upgrad	0	195,000					195,000		195,000
Total Zoological Park		1,583,839	1,714,000	0	0	0	0	1,714,000	0	3,297,839
TOTAL GENERAL CAPITAL PROJECT		44,589,469	11,728,774	8,776,180	5,924,850	14,025,000	4,360,000	42,894,804	15,832,670	103,316,943

* Project Number to be Assigned

@ New or Revised Projects

Projects to be closed

SHEET A 2009-2010/2013-2014 CAPITAL IMPROVEMENTS PROGRAM

PROJECT TITLE: Zoo Renovations	PROJECT CATEGORY: Zoological Park
PROJECT NUMBER: 439002	COUNCIL DISTRICT # 4
DIVISION: Public Works	DEPARTMENT: Zoo

PROJECT BUDGET

REVENUE BREAKDOWN

REVENUE SOURCES	SALES TAX BONDS 2008	SALES TAX	GENERAL FUND	TOTAL
PRIOR BDGTS		142,208	243,879	386,087
PRIOR EXP		112,695	243,879	356,574
BUDGET C/O		29,513	0	29,513
2009-2010	330,000			330,000
2010-2011				
2011-2012				
2012-2013				
2013-2014				
BEYOND 2014				
TOTAL COST	330,000	142,208	243,879	716,087

EXPENDITURE BREAKDOWN

EXPENDITURE BREAKDOWN	ENGINEERING	TESTING	LAND ACQUISITION	CONSTRUCTION	OTHER	TOTAL
PRIOR BDGTS				135,208	250,879	386,087
2009-2010				330,000		330,000
2010-2011						
2011-2012						
2012-2013						
2013-2014						
BEYOND 2014						
TOTAL COST				465,208	250,879	716,087

PROJECT SPECIFICATIONS

PROJECT DESCRIPTION:

To renovate some existing facilities, creating natural habitat areas for exhibition of current animal collection. Modifications to Area 1 include removal of round cages replacing with spacious outdoor enclosures using the same nighthouses (primates). Completed projects (funded by FOTAZ) include the old deer pen renovation (Australian Walk About) and Maned Wolf Exhibit.

PROJECT JUSTIFICATION:

These renovations follow the Alexandria Zoo Master Plan development. This is in keeping with industry standards and recommendations for enhanced animal husbandry and providing enrichment for our captive collection of animals. The public expects to view animals in a naturalistic enclosure. Area 1 is outdated by zoo standards.

PROJECT PRIORITY: A

START DATE: On Going

EST TIME TO COMPLETE:

As Needed

OPERATING BUDGET EFFECT:

NONE

N/A

SEE DETAIL

SHEET B 2008-2009/2012-2013 CAPITAL IMPROVEMENTS PROGRAM

PROJECT TITLE: Zoo Operations Center	PROJECT CATEGORY: Zoological Park
PROJECT NUMBER:	
DIVISION: Public Works	DEPARTMENT: Zoo

ESTIMATED OPERATING COSTS

I.	UTILITIES (EG. HEATING, VENTILATION & COOLING)	
	A. ELECTRICITY	\$ 2,500
	B. WATER	300
	C. GAS	1,000
	D. WASTEWATER	150
	TOTAL	\$ 3,950
II.	COST OF PERSONNEL DIRECTLY TO BE CHANGED.	
	IDENTIFY ADDITIONAL POSITIONS BELOW, AS NEEDED:	
	TITLE	SALARY
	_____	_____
	_____	_____
	_____	_____
	TOTAL ADDITIONAL PERSONNEL	\$ _____
III.	ESTIMATED ANNUAL MAINTENANCE (JANITORIAL, REPAIRS, ETC.)	\$ 1,500
IV.	OTHER (DESCRIBE) ACCOUNT TITLE	AMOUNT
	_____ \$	_____
	_____	_____
	_____	_____
	_____	_____
	TOTAL OTHER	\$ 0
	TOTAL OPERATING	5,450
	TOTAL INCREASE (DECREASE) IN OPERATING OVER PRESENT BUDGET	5,450

SHEET A 2009-2010/2013-2014 CAPITAL IMPROVEMENTS PROGRAM

PROJECT TITLE: Natural Habitat & Area 1 Renovations	PROJECT CATEGORY: Zoological Park
PROJECT NUMBER: 430602	COUNCIL DISTRICT # 4
DIVISION: Public Works	DEPARTMENT: Zoo

PROJECT BUDGET**REVENUE BREAKDOWN**

REVENUE SOURCES					SALES TAX	TOTAL
PRIOR BDGTS					225,000	225,000
PRIOR EXP						
BUDGET C/O					225,000	225,000
2009-2010						
2010-2011						
2011-2012						
2012-2013						
2013-2014						
BEYOND 2014						
TOTAL COST					225,000	225,000

EXPENDITURE BREAKDOWN

EXPENDITURE BREAKDOWN	ENGINEERING	TESTING	LAND ACQUISITION	CONSTRUCTION	OTHER	TOTAL
PRIOR BDGTS	15,000			210,000		225,000
2009-2010						
2010-2011						
2011-2012						
2012-2013						
2013-2014						
BEYOND 2014						
TOTAL COST	15,000			210,000		225,000

PROJECT SPECIFICATIONS**PROJECT DESCRIPTION:**

Renovate some existing facilities, creating natural habitat areas for the exhibition of current animal collection. Modifications to Area 1 include removal of round cages, replacing with spacious outdoor enclosures using the same night houses (primates). Other in-house renovations include replacing wire on several older exhibits built in the late 1970's.

PROJECT JUSTIFICATION:

These renovations flow the Alexandria Zoo Master Plan as well as industry standards and recommendations for enhanced animal husbandry. Area 1 and other enclosures needing renovations are outdated by zoo standards. Also, the public expects to view animals in natural habitats. Rust & corrosion of cage wire is not permissible under USDA guidelines. Painting and patching wire are no longer options when considering safety & aesthetics. Replacing wire will lessen the likelihood of compliance violations.

PROJECT PRIORITY:

START DATE: 2006 **EST TIME TO COMPLETE:** 6 Months

OPERATING BUDGET EFFECT:

NONE N/A SEE DETAIL

SHEET A 2009-2010/2013-2014 CAPITAL IMPROVEMENTS PROGRAM

PROJECT TITLE: Signage & Graphics	PROJECT CATEGORY: Zoological Park
PROJECT NUMBER: 430701	COUNCIL DISTRICT # 4
DIVISION: Public Works	DEPARTMENT: Zoo

PROJECT BUDGET

REVENUE BREAKDOWN

REVENUE SOURCES					SALES TAX	TOTAL
PRIOR BDGTS					75,000	75,000
PRIOR EXP					2,539	2,539
BUDGET C/O					72,461	72,461
2009-2010						
2010-2011						
2011-2012						
2012-2013						
2013-2014						
BEYOND 2014						
TOTAL COST					75,000	75,000

EXPENDITURE BREAKDOWN

EXPENDITURE BREAKDOWN	ENGINEERING	TESTING	LAND ACQUISITION	CONSTRUCTION	OTHER	TOTAL
PRIOR BDGTS					75,000	75,000
2009-2010						
2010-2011						
2011-2012						
2012-2013						
2013-2014						
BEYOND 2014						
TOTAL COST					75,000	75,000

PROJECT SPECIFICATIONS

PROJECT DESCRIPTION: New signage with full color graphics and educational messages.	
PROJECT JUSTIFICATION: Replace existing hodge podge of signage with a standard sign type that will carry out a theme. Replacement is necessary for AZA accreditation.	
PROJECT PRIORITY:	
START DATE: 2007	EST TIME TO COMPLETE: 6 Months
OPERATING BUDGET EFFECT:	
<input type="checkbox"/> NONE	<input type="checkbox"/> N/A
<input checked="" type="checkbox"/>	<input type="checkbox"/> SEE DETAIL

SHEET A 2009-2010/2013-2014 CAPITAL IMPROVEMENTS PROGRAM

PROJECT TITLE: South American Barn Replacement	PROJECT CATEGORY: Zoological Park
PROJECT NUMBER: 430702	COUNCIL DISTRICT # 4
DIVISION: Public Works	DEPARTMENT: Zoo

PROJECT BUDGET

REVENUE BREAKDOWN

REVENUE SOURCES					SALES TAX	TOTAL
PRIOR BDGTS					100,000	100,000
PRIOR EXP						
BUDGET C/0					100,000	100,000
2009-2010						
2010-2011						
2011-2012						
2012-2013						
2013-2014						
BEYOND 2014						
TOTAL COST					100,000	100,000

EXPENDITURE BREAKDOWN

EXPENDITURE BREAKDOWN	ENGINEERING	TESTING	LAND ACQUISITION	CONSTRUCTION	OTHER	TOTAL
PRIOR BDGTS					100,000	100,000
2009-2010						
2010-2011						
2011-2012						
2012-2013						
2013-2014						
BEYOND 2014						
TOTAL COST					100,000	100,000

PROJECT SPECIFICATIONS

PROJECT DESCRIPTION: Replace existing structure built in the 1970's with a larger Pre-fab structure.	
PROJECT JUSTIFICATION: Existing barn has insufficient space and contains rotting wood.	
PROJECT PRIORITY:	
START DATE: 2007	EST TIME TO COMPLETE: 6 Months
OPERATING BUDGET EFFECT:	
<input type="checkbox"/> NONE	<input type="checkbox"/> N/A
<input checked="" type="checkbox"/> SEE DETAIL	

SHEET B 2008-2009/2012-2013 CAPITAL IMPROVEMENTS PROGRAM

PROJECT TITLE: South American Barn Replacement	PROJECT CATEGORY: Zoological Park
PROJECT NUMBER: 430702	
DIVISION: Public Works	DEPARTMENT: Zoo

ESTIMATED OPERATING COSTS

I.	UTILITIES (EG. HEATING, VENTILATION & COOLING)		
	A. ELECTRICITY	\$	2,000
	B. WATER		300
	C. GAS		500
	D. WASTEWATER		150
	TOTAL	\$	<u>2,950</u>
II.	COST OF PERSONNEL DIRECTLY TO BE CHANGED.		
	IDENTIFY ADDITIONAL POSITIONS BELOW, AS NEEDED:		
	TITLE	\$	SALARY
	_____		_____
	_____		_____
	_____		_____
	TOTAL ADDITIONAL PERSONNEL	\$	_____
III.	ESTIMATED ANNUAL MAINTENANCE		
	(JANITORIAL, REPAIRS, ETC.)	\$	<u>1,500</u>
IV.	OTHER (DESCRIBE)		
	ACCOUNT TITLE	\$	AMOUNT
	_____		_____
	_____		_____
	_____		_____
	_____		_____
	TOTAL OTHER	\$	<u>0</u>
	TOTAL OPERATING		<u>4,450</u>
	TOTAL INCREASE (DECREASE) IN		
	OPERATING OVER PRESENT BUDGET		<u>4,450</u>

SHEET A 2009-2010/2013-2014 CAPITAL IMPROVEMENTS PROGRAM

PROJECT TITLE: Zoo Kitchen & Employee Complex	PROJECT CATEGORY: Zoological Park
PROJECT NUMBER: 430801	COUNCIL DISTRICT # 4
DIVISION: Public Works	DEPARTMENT: Zoo

PROJECT BUDGET**REVENUE BREAKDOWN**

REVENUE SOURCES					SALES TAX	TOTAL
PRIOR BDGTS					562,583	562,583
PRIOR EXP					440,501	440,501
BUDGET C/0					122,082	122,082
2009-2010						
2010-2011						
2011-2012						
2012-2013						
2013-2014						
BEYOND 2014						
TOTAL COST					562,583	562,583

EXPENDITURE BREAKDOWN

EXPENDITURE BREAKDOWN	ENGINEERING	TESTING	LAND ACQUISITION	CONSTRUCTION	OTHER	TOTAL
PRIOR BDGTS				562,583		562,583
2009-2010						
2010-2011						
2011-2012						
2012-2013						
2013-2014						
BEYOND 2014						
TOTAL COST				562,583		562,583

PROJECT SPECIFICATIONS**PROJECT DESCRIPTION:**

Construct 2000 square foot block building for animal food preparation, employee facility, storage, and office for Inventory Coordinator. Vital to daily operations, it will be located between old swimming pool and Hynson Bayou.

PROJECT JUSTIFICATION:

The Zoo has outgrown existing food preparation/kitchen area and new location is more central to operations. This area is accessible from Babe Ruth Drive by large delivery trucks and is close to food storage freezers. Employees need area with lockers and showers. This will replace 1000 square foot building built in the 1970's. Existing building has rodent and pest infestation and inadequate plumbing and electrical. Present building has no area for employees.

PROJECT PRIORITY:

START DATE: 2007 **EST TIME TO COMPLETE:** 6 Months
OPERATING BUDGET EFFECT:
 NONE N/A SEE DETAIL

SHEET B 2008-2009/2012-2013 CAPITAL IMPROVEMENTS PROGRAM

Zoo Kitchen & Employee Complex	Zoological Park
PROJECT NUMBER:	
DIVISION: Public Works	DEPARTMENT: Zoo

ESTIMATED OPERATING COSTS

I.	UTILITIES (EG. HEATING, VENTILATION & COOLING)		
	A. ELECTRICITY	\$	5,000
	B. WATER		2,400
	C. GAS		1,000
	D. WASTEWATER		3,000
	TOTAL	\$	<u>11,400</u>
II.	COST OF PERSONNEL DIRECTLY TO BE CHANGED.		
	IDENTIFY ADDITIONAL POSITIONS BELOW, AS NEEDED:		
	TITLE	\$	SALARY
	_____		_____
	_____		_____
	_____		_____
	TOTAL ADDITIONAL PERSONNEL	\$	_____
III.	ESTIMATED ANNUAL MAINTENANCE		
	(JANITORIAL, REPAIRS, ETC.)	\$	<u>2,500</u>
IV.	OTHER (DESCRIBE)		
	ACCOUNT TITLE	\$	AMOUNT
	_____		_____
	_____		_____
	_____		_____
	_____		_____
	TOTAL OTHER	\$	<u>0</u>
	TOTAL OPERATING		<u>13,900</u>
	TOTAL INCREASE (DECREASE) IN		
	OPERATING OVER PRESENT BUDGET		<u>13,900</u>

SHEET A 2009-2010/2013-2014 CAPITAL IMPROVEMENTS PROGRAM

PROJECT TITLE: Zoo Entry Pavilion Complex - Phase 2	PROJECT CATEGORY: Zoological Park
PROJECT NUMBER: 430802	COUNCIL DISTRICT # 4
DIVISION: Public Works	DEPARTMENT: Zoo

PROJECT BUDGET**REVENUE BREAKDOWN**

REVENUE SOURCES					SALES TAX	TOTAL
PRIOR BDGTS					240,000	240,000
PRIOR EXP						
BUDGET C/0					240,000	240,000
2009-2010						
2010-2011						
2011-2012						
2012-2013						
2013-2014						
BEYOND 2014						
TOTAL COST					240,000	240,000

EXPENDITURE BREAKDOWN

EXPENDITURE BREAKDOWN	ENGINEERING	TESTING	LAND ACQUISITION	CONSTRUCTION	OTHER	TOTAL
PRIOR BDGTS				240,000		240,000
2009-2010						
2010-2011						
2011-2012						
2012-2013						
2013-2014						
BEYOND 2014						
TOTAL COST				240,000		240,000

PROJECT SPECIFICATIONS**PROJECT DESCRIPTION:**

In order to maintain proper guest services, retail outlets are important to the Zoo's operation. Need to study the possibility of enlarging the gift shop area and the placement of a new structure. The current administrative offices could then expand into the area of the current gift shop allowing for the restructuring of zoo administrative functions.

PROJECT JUSTIFICATION:

The Zoo entrance buildings were built in 1994 and no major renovations have been done since. As the number of activities increase, the congestion becomes a bigger problem. This area needs to be redesigned to improve visitor services, traffic flow, and entry to the Zoo. A study should be done to determine how to accomplish this and still maintain a plaza or green space at the entrance for larger crowds.

PROJECT PRIORITY:

START DATE: N/A **EST TIME TO COMPLETE:** 10 months
OPERATING BUDGET EFFECT: NONE N/A SEE DETAIL

SHEET B 2008-2009/2012-2013 CAPITAL IMPROVEMENTS PROGRAM

PROJECT TITLE: Zoo Entry Pavilion Complex - Phase 2	PROJECT CATEGORY: Zoological Park
PROJECT NUMBER:	
DIVISION: Public Works	DEPARTMENT: Zoo

ESTIMATED OPERATING COSTS

I.	UTILITIES (EG. HEATING, VENTILATION & COOLING)		
	A. ELECTRICITY	\$	8,000
	B. WATER		1,200
	C. GAS		2,000
	D. WASTEWATER		2,000
	TOTAL	\$	<u>13,200</u>
II.	COST OF PERSONNEL DIRECTLY TO BE CHANGED.		
	IDENTIFY ADDITIONAL POSITIONS BELOW, AS NEEDED:		
	TITLE	\$	SALARY
	_____		_____
	_____		_____
	_____		_____
	TOTAL ADDITIONAL PERSONNEL	\$	_____
III.	ESTIMATED ANNUAL MAINTENANCE		
	(JANITORIAL, REPAIRS, ETC.)	\$	<u>1,500</u>
IV.	OTHER (DESCRIBE)		
	ACCOUNT TITLE		AMOUNT
	Furniture	\$	5,000
	_____		_____
	_____		_____
	_____		_____
	TOTAL OTHER	\$	<u>5,000</u>
	TOTAL OPERATING		<u>19,700</u>
	TOTAL INCREASE (DECREASE) IN		
	OPERATING OVER PRESENT BUDGET		<u>19,700</u>

SHEET A 2009-2010/2013-2014 CAPITAL IMPROVEMENTS PROGRAM

PROJECT TITLE: Modification of Lion Exhibit	PROJECT CATEGORY: Zoological Park
PROJECT NUMBER: 430901	COUNCIL DISTRICT # 4
DIVISION: Public Works	DEPARTMENT: Zoo

PROJECT BUDGET

REVENUE BREAKDOWN

REVENUE SOURCES					SALES TAX	TOTAL
PRIOR BDGTS					150,000	150,000
PRIOR EXP						
BUDGET C/0					150,000	150,000
2009-2010						
2010-2011						
2011-2012						
2012-2013						
2013-2014						
BEYOND 2014						
TOTAL COST					150,000	150,000

EXPENDITURE BREAKDOWN

EXPENDITURE BREAKDOWN	ENGINEERING	TESTING	LAND ACQUISITION	CONSTRUCTION	OTHER	TOTAL
PRIOR BDGTS				150,000		150,000
2009-2010						
2010-2011						
2011-2012						
2012-2013						
2013-2014						
BEYOND 2014						
TOTAL COST				150,000		150,000

PROJECT SPECIFICATIONS

PROJECT DESCRIPTION:
Construction of a deck/walkway around the front of the lion exhibit.

PROJECT JUSTIFICATION:
Allow for easier visitor flow and increase the view of the lion exhibit.

PROJECT PRIORITY:
START DATE: N/A **EST TIME TO COMPLETE:** 10 months
OPERATING BUDGET EFFECT:
 NONE N/A SEE DETAIL

SHEET A 2009-2010/2013-2014 CAPITAL IMPROVEMENTS PROGRAM

PROJECT TITLE: Renovation of South America Section	PROJECT CATEGORY: Zoological Park
PROJECT NUMBER: 430902	COUNCIL DISTRICT # 4
DIVISION: Public Works	DEPARTMENT: Zoo

PROJECT BUDGET

REVENUE BREAKDOWN

REVENUE SOURCES					SALES TAX	TOTAL
PRIOR BDGTS					300,000	300,000
PRIOR EXP						
BUDGET C/0					300,000	300,000
2009-2010						
2010-2011						
2011-2012						
2012-2013						
2013-2014						
BEYOND 2014						
TOTAL COST					300,000	300,000

EXPENDITURE BREAKDOWN

EXPENDITURE BREAKDOWN	ENGINEERING	TESTING	LAND ACQUISITION	CONSTRUCTION	OTHER	TOTAL
PRIOR BDGTS				300,000		300,000
2009-2010						
2010-2011						
2011-2012						
2012-2013						
2013-2014						
BEYOND 2014						
TOTAL COST				300,000		300,000

PROJECT SPECIFICATIONS

PROJECT DESCRIPTION:

Increase the size of the jaguar, spectacled bear, ocelot, and primate enclosures.

PROJECT JUSTIFICATION:

Allows for realistic environments and more accommodating housing for the animals and a more exciting visitor experience.

PROJECT PRIORITY:

START DATE: N/A EST TIME TO COMPLETE: 10 months

OPERATING BUDGET EFFECT:

NONE N/A SEE DETAIL

SHEET A 2009-2010/2013-2014 CAPITAL IMPROVEMENTS PROGRAM

PROJECT TITLE: Zoo Master Plan Update	PROJECT CATEGORY: Zoological Park
PROJECT NUMBER: 430903	COUNCIL DISTRICT # 4
DIVISION: Public Works	DEPARTMENT: Zoo

PROJECT BUDGET

REVENUE BREAKDOWN

REVENUE SOURCES					SALES TAX	TOTAL
PRIOR BDGTS					55,000	55,000
PRIOR EXP						
BUDGET C/0					55,000	55,000
2009-2010						
2010-2011						
2011-2012						
2012-2013						
2013-2014						
BEYOND 2014						
TOTAL COST					55,000	55,000

EXPENDITURE BREAKDOWN

EXPENDITURE BREAKDOWN	ENGINEERING	TESTING	LAND ACQUISITION	CONSTRUCTION	OTHER	TOTAL
PRIOR BDGTS					55,000	55,000
2009-2010						
2010-2011						
2011-2012						
2012-2013						
2013-2014						
BEYOND 2014						
TOTAL COST					55,000	55,000

PROJECT SPECIFICATIONS

PROJECT DESCRIPTION:

The original master plan for the Zoo was completed in 1988. It was revisited a few years ago with some recommendations by the David L. Manwarren Corp. of California. The plan needs to address land use, particularly at the front entrance of the Zoo, placement of zoo operations such as maintenance, and the biggest problem, parking. It would also address the Zoo's aesthetic appeal along Masonic Drive as a gateway to the City.

PROJECT JUSTIFICATION:

The plan update is needed to proceed with Zoo development in the most logical manner. There are areas where usage may need to be changed. Zoo attendance during school field trips and special events exceeds existing entry space. This needs to be addressed soon to solve several problems within the Zoo perimeter as well as the critical parking issue.

PROJECT PRIORITY:

START DATE: N/A **EST TIME TO COMPLETE:** 3 months
OPERATING BUDGET EFFECT: NONE N/A X SEE DETAIL

SHEET A 2009-2010/2013-2014 CAPITAL IMPROVEMENTS PROGRAM

PROJECT TITLE: Leopard Exhibit	PROJECT CATEGORY: Zoological Park
PROJECT NUMBER: 430904	COUNCIL DISTRICT # 4
DIVISION: Public Works	DEPARTMENT: Zoo

PROJECT BUDGET

REVENUE BREAKDOWN

REVENUE SOURCES				FOTAZ	SALES TAX	TOTAL
PRIOR BDGTS				25,000	150,000	175,000
PRIOR EXP						
BUDGET C/0					150,000	175,000
2009-2010						
2010-2011						
2011-2012						
2012-2013						
2013-2014						
BEYOND 2014						
TOTAL COST				25,000	150,000	175,000

EXPENDITURE BREAKDOWN

EXPENDITURE BREAKDOWN	ENGINEERING	TESTING	LAND ACQUISITION	CONSTRUCTION	OTHER	TOTAL
PRIOR BDGTS	5,000			170,000		175,000
2009-2010						
2010-2011						
2011-2012						
2012-2013						
2013-2014						
BEYOND 2014						
TOTAL COST	5,000			170,000		175,000

PROJECT SPECIFICATIONS

PROJECT DESCRIPTION:

The Leopard Exhibit will be located in a portion of the undeveloped area between the old swimming pool and Babe Ruth Drive. The exhibit will house 2 leopards. It will be constructed of stainless steel and woven wire, chainlink, and will have glass viewing areas. It will be approximately 75' X 80'. FOTAZ has hired a zoo designer to develop the conceptual drawings for the exhibit. This construction will be coordinated with the modification of the Lion Exhibit.

PROJECT JUSTIFICATION:

The leopard exhibit is the next logical step in the development of the African Experience. A \$25,000 donation was given to FOTAZ for the future exhibit. This will allow the Zoo to move forward with the African Experience and bring another popular cat species to the Zoo. This addition will help generate interest for the development of this area.

PROJECT PRIORITY:

START DATE: N/A **EST TIME TO COMPLETE:** 6 months
OPERATING BUDGET EFFECT: NONE N/A X SEE DETAIL

SHEET B 2008-2009/2012-2013 CAPITAL IMPROVEMENTS PROGRAM

PROJECT TITLE: Leopard Exhibit	PROJECT CATEGORY: Zoological Park
PROJECT NUMBER: N/A	
DIVISION: Public Works	DEPARTMENT: Zoo

ESTIMATED OPERATING COSTS

I.	UTILITIES (EG. HEATING, VENTILATION & COOLING)		
	A. ELECTRICITY	\$	<u>2,000</u>
	B. WATER		<u>2,000</u>
	C. GAS		
	D. WASTEWATER		
	TOTAL	\$	<u>4,000</u>
II.	COST OF PERSONNEL DIRECTLY TO BE CHANGED.		
	IDENTIFY ADDITIONAL POSITIONS BELOW, AS NEEDED:		
	TITLE	\$	SALARY
	_____		_____
	_____		_____
	_____		_____
	TOTAL ADDITIONAL PERSONNEL	\$	_____
III.	ESTIMATED ANNUAL MAINTENANCE		
	(JANITORIAL, REPAIRS, ETC.)	\$	<u>2,000</u>
IV.	OTHER (DESCRIBE)		
	ACCOUNT TITLE	\$	AMOUNT
	_____		_____
	_____		_____
	_____		_____
	_____		_____
	TOTAL OTHER	\$	<u>0</u>
	TOTAL OPERATING		<u>6,000</u>
	TOTAL INCREASE (DECREASE) IN		
	OPERATING OVER PRESENT BUDGET		<u>6,000</u>

SHEET A 2009-2010/2013-2014 CAPITAL IMPROVEMENTS PROGRAM

PROJECT TITLE: Zoo Playground Improvements	PROJECT CATEGORY: Zoological Park
PROJECT NUMBER: 431003	COUNCIL DISTRICT # 4
DIVISION: Public Works	DEPARTMENT: Zoo

PROJECT BUDGET**REVENUE BREAKDOWN**

REVENUE SOURCES					SALES TAX BONDS 2008	TOTAL
PRIOR BDGTS						
PRIOR EXP						
BUDGET C/0						
2009-2010					750,000	750,000
2010-2011						
2011-2012						
2012-2013						
2013-2014						
BEYOND 2014						
TOTAL COST					750,000	750,000

EXPENDITURE BREAKDOWN

EXPENDITURE BREAKDOWN	ENGINEERING	TESTING	LAND ACQUISITION	CONSTRUCTION	OTHER	TOTAL
PRIOR BDGTS						
2009-2010					750,000	750,000
2010-2011						
2011-2012						
2012-2013						
2013-2014						
BEYOND 2014						
TOTAL COST					750,000	750,000

PROJECT SPECIFICATIONS**PROJECT DESCRIPTION:**

Create a children's discovery area and playspace area including a covered party space, restroom, and a spray pad.

PROJECT JUSTIFICATION:

This enhancement to the Zoo will create great appeal for children, particularly when it is very hot. Children are the focus of this area, with emphasis on fun and learning.

PROJECT PRIORITY:

START DATE: N/A **EST TIME TO COMPLETE:** 6 Months
OPERATING BUDGET EFFECT: NONE N/A SEE DETAIL

SHEET A 2009-2010/2013-2014 CAPITAL IMPROVEMENTS PROGRAM

PROJECT TITLE: Zoo Technology & Security Upgrade	PROJECT CATEGORY: Zoological Park
PROJECT NUMBER: 431004	COUNCIL DISTRICT # 4
DIVISION: Public Works	DEPARTMENT: Zoo

PROJECT BUDGET

REVENUE BREAKDOWN

REVENUE SOURCES					SALES TAX BONDS 2008	TOTAL
PRIOR BDGTS						
PRIOR EXP						
BUDGET C/0						
2009-2010					195,000	195,000
2010-2011						
2011-2012						
2012-2013						
2013-2014						
BEYOND 2014						
TOTAL COST					195,000	195,000

EXPENDITURE BREAKDOWN

EXPENDITURE BREAKDOWN	ENGINEERING	TESTING	LAND ACQUISITION	CONSTRUCTION	OTHER	TOTAL
PRIOR BDGTS						
2009-2010					195,000	195,000
2010-2011						
2011-2012						
2012-2013						
2013-2014						
BEYOND 2014						
TOTAL COST					195,000	195,000

PROJECT SPECIFICATIONS

PROJECT DESCRIPTION:

Upgrade the Zoo's technology components including replacement of the CCTV system which was damaged beyond repair during Hurricane Gustav, enhanced lighting for CCTV zones, Central and Zoned paging, Keyless entry prox card system for selected and sensitive zones, and various misc Technology upgrades.

PROJECT JUSTIFICATION:

Security is a major problem at the zoo. The centralized CCTV system will provide for centralized monitoring of sensitive areas as well as possible animal monitoring in specialized care situations. CCTV is a very helpful tool in risk management related to trip and fall claims. The zoned PA and other communication enhancements will enhance the visitor experience as well as provide technological relief for an overworked staff.

PROJECT PRIORITY:

START DATE: N/A EST TIME TO COMPLETE: 6 Months
 OPERATING BUDGET EFFECT: NONE N/A SEE DETAIL

******This Page Left Blank******

J. COMMUNITY DEVELOPMENT

TABLE OF CONTENTS

	<u>COMMUNITY DEVELOPMENT</u>		<u>PAGE</u>
000552	Ceatham/Harmon Park	4
000750	McDonald Street & Drainage	5
000752	Ceatham/Harmon Park	6
000851	City Park Playground Equipment	7

2009-2010

**COMBINED CAPITAL PROJECTS
SOURCES OF FUNDING SUMMARY**

COMMUNITY DEVELOPMENT

PROJECT IDENTIFICATION	SALES TAXES	SALES TX BONDS 04	SALES TX BONDS 08	AD VAL TAX- 03	AD VAL TAX- 08	FEDERAL FUNDS	STATE FUNDS	UTILITY FUND	OTHER	TOTALS
	0	0	0	0	0	0	0	0	0	0
Total CDBG Capital	0	0	0	0	0	0	0	0	0	0

2009-2010

COMMUNITY DEVELOPMENT BLOCK GRANT
FIVE YEAR CAPITAL PLAN

COMMUNITY DEVELOPMENT BLOCK GRANT

PROJ #	PROJECT IDENTIFICATION	BUDGET C/O	FISCAL YEAR					TOTAL 5 YEAR	BEYOND 2014	TOTAL COST
			09-10	10-11	11-12	12-13	13-14			
000552	Ceatham/Harmon Park	(25)						0		(25)
000750	McDonald St & Drainage	828						0		828
000752	Ceatham/Harmon Park	0						0		0
000851	City Park Playground Improvement	167,257						0		167,257
TOTAL CDBG		168,060	0	0	0	0	0	0	0	168,060

* Project Number to be Assigned

@ New or Revised Projects

Projects to be closed

SHEET A 2009-2010/2013-2014 CAPITAL IMPROVEMENTS PROGRAM

PROJECT TITLE: Cheatham/Harmon Park	PROJECT CATEGORY: Streets and Drainage
PROJECT NUMBER: 000552	COUNCIL DISTRICT # 3
DIVISION: Planning	DEPARTMENT: Community Development

PROJECT BUDGET

REVENUE BREAKDOWN

REVENUE SOURCES					CDBG	TOTAL
PRIOR BDGTS					158,650	158,650
PRIOR EXP					158,675	158,675
BUDGET C/0					(25)	(25)
2009-2010						
2010-2011						
2011-2012						
2012-2013						
2013-2014						
BEYOND 2014						
TOTAL COST					158,650	158,650

EXPENDITURE BREAKDOWN

EXPENDITURE BREAKDOWN	ENGINEERING	TESTING	LAND ACQUISITION	CONSTRUCTION	OTHER	TOTAL
PRIOR BDGTS				158,650		158,650
2009-2010						
2010-2011						
2011-2012						
2012-2013						
2013-2014						
BEYOND 2014						
TOTAL COST				158,650		158,650

PROJECT SPECIFICATIONS

PROJECT DESCRIPTION:

Installation of restroom facilities and spray pads at Cheatham Park and Harmon Park.

PROJECT JUSTIFICATION:

No restroom facilities are currently located at City Park Playground. Spray pads will provide additional recreational opportunities.

PROJECT PRIORITY: A

START DATE: 2004

EST TIME TO COMPLETE: 6 months

OPERATING BUDGET EFFECT:

NONE

N/A

SEE DETAIL

SHEET A 2009-2010/2013-2014 CAPITAL IMPROVEMENTS PROGRAM

PROJECT TITLE: McDonald Street & Drainage	PROJECT CATEGORY: Streets and Drainage
PROJECT NUMBER: 000750	COUNCIL DISTRICT # 3
DIVISION: Planning	DEPARTMENT: Community Development

PROJECT BUDGET

REVENUE BREAKDOWN

REVENUE SOURCES					CDBG	TOTAL
PRIOR BDGTS					250,000	250,000
PRIOR EXP					249,172	249,172
BUDGET C/O					828	828
2009-2010						
2010-2011						
2011-2012						
2012-2013						
2013-2014						
BEYOND 2014						
TOTAL COST					250,000	250,000

EXPENDITURE BREAKDOWN

EXPENDITURE BREAKDOWN	ENGINEERING	TESTING	LAND ACQUISITION	CONSTRUCTION	OTHER	TOTAL
PRIOR BDGTS				250,000		250,000
2009-2010						
2010-2011						
2011-2012						
2012-2013						
2013-2014						
BEYOND 2014						
TOTAL COST				250,000		250,000

PROJECT SPECIFICATIONS

PROJECT DESCRIPTION:

Installation of 15", 18", 24" and 36" RC pipe; catch basins; reshaping existing ditch; reconstructing McDonald Street with 6" concrete pavement 24 feet wide, relocating existing utilities, and installing all additional appurtenances required to construct this project.

PROJECT JUSTIFICATION:

City has received complaints from residents residing on McDonald Street concerning flooding of their street. Storm water drains towards Lincoln Road; however, there is neither a ditch nor an easement in which drainage improvements could be installed.

PROJECT PRIORITY: A

START DATE: 2004

EST TIME TO COMPLETE: 6 months

OPERATING BUDGET EFFECT:

NONE

N/A

SEE DETAIL

SHEET A 2009-2010/2013-2014 CAPITAL IMPROVEMENTS PROGRAM

PROJECT TITLE: Cheatham/Harmon Park	PROJECT CATEGORY: Streets and Drainage
PROJECT NUMBER: 000752	COUNCIL DISTRICT # 3
DIVISION: Planning	DEPARTMENT: Community Development

PROJECT BUDGET

REVENUE BREAKDOWN

REVENUE SOURCES					CDBG	TOTAL
PRIOR BDGTS					50,000	50,000
PRIOR EXP					50,000	50,000
BUDGET C/0					0	0
2009-2010						
2010-2011						
2011-2012						
2012-2013						
2013-2014						
BEYOND 2014						
TOTAL COST					50,000	50,000

EXPENDITURE BREAKDOWN

EXPENDITURE BREAKDOWN	ENGINEERING	TESTING	LAND ACQUISITION	CONSTRUCTION	OTHER	TOTAL
PRIOR BDGTS				50,000		50,000
2009-2010						
2010-2011						
2011-2012						
2012-2013						
2013-2014						
BEYOND 2014						
TOTAL COST				50,000		50,000

PROJECT SPECIFICATIONS

PROJECT DESCRIPTION:

Installation of restroom facilities and spray pads at Cheatham Park and Harmon Park.

PROJECT JUSTIFICATION:

No restroom facilities are currently located at these parks. Spray pads will provide additional recreational opportunities.

PROJECT PRIORITY: A

START DATE: 2004

EST TIME TO COMPLETE: 6 months

OPERATING BUDGET EFFECT:

NONE

N/A

SEE DETAIL

SHEET A 2009-2010/2013-2014 CAPITAL IMPROVEMENTS PROGRAM

PROJECT TITLE: City Park Playground Improvements	PROJECT CATEGORY: Streets and Drainage
PROJECT NUMBER: 000851	COUNCIL DISTRICT # 3
DIVISION: Planning	DEPARTMENT: Community Development

PROJECT BUDGET

REVENUE BREAKDOWN

REVENUE SOURCES					CDBG	TOTAL
PRIOR BDGTS					200,000	200,000
PRIOR EXP					32,743	32,743
BUDGET C/0					167,257	167,257
2009-2010						
2010-2011						
2011-2012						
2012-2013						
2013-2014						
BEYOND 2014						
TOTAL COST					200,000	200,000

EXPENDITURE BREAKDOWN

EXPENDITURE BREAKDOWN	ENGINEERING	TESTING	LAND ACQUISITION	CONSTRUCTION	OTHER	TOTAL
PRIOR BDGTS				200,000		200,000
2009-2010						
2010-2011						
2011-2012						
2012-2013						
2013-2014						
BEYOND 2014						
TOTAL COST				200,000		200,000

PROJECT SPECIFICATIONS

PROJECT DESCRIPTION:

Installation of restroom facilities and spray pads at City Park Playground.

PROJECT JUSTIFICATION:

No restroom facilities are currently located at City Park Playground. Spray pads will provide additional recreational opportunities.

PROJECT PRIORITY: A

START DATE: 2008

EST TIME TO COMPLETE: 6 months

OPERATING BUDGET EFFECT:

NONE

N/A

SEE DETAIL

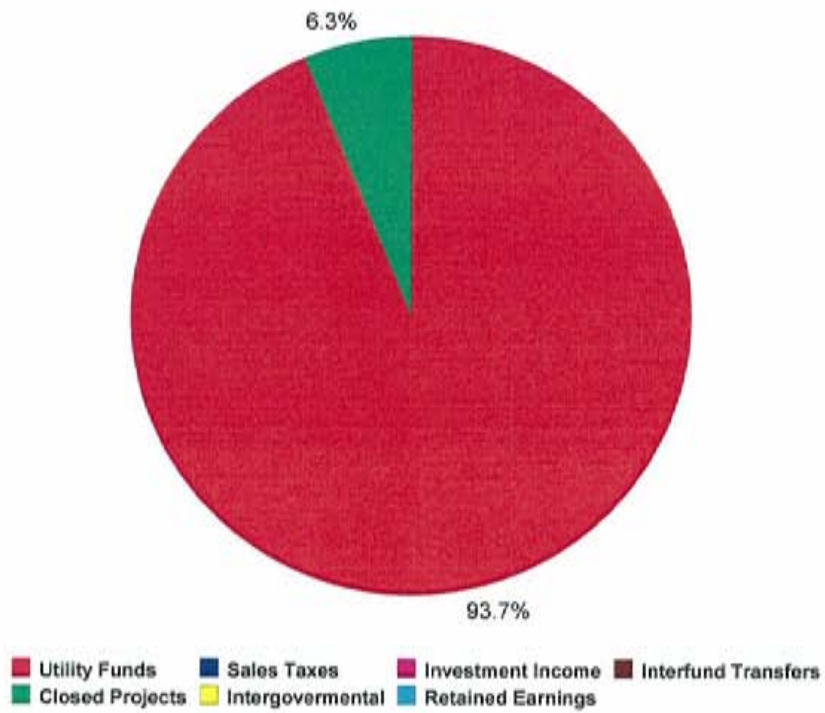
******This Page Left Blank******

K. ENTERPRISE CAPITAL PROJECTS

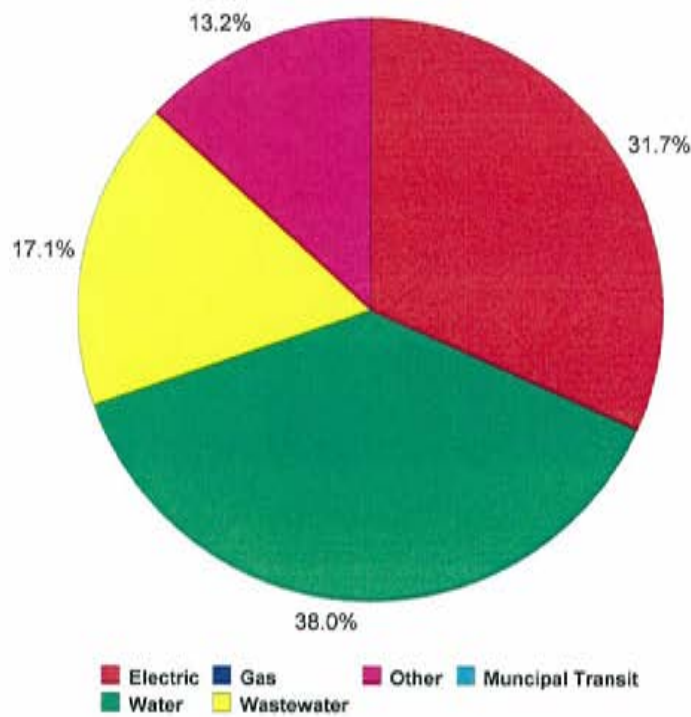
ENTERPRISE CAPITAL PROJECTS

2009/2010 REVENUES AND EXPENSES

Revenues



Expenses



2009-2010

**COMBINED ENTERPRISE CAPITAL PROJECTS
SOURCES OF FUNDING SUMMARY**

PROJECT IDENTIFICATION	SALES TAXES	SALES TX BONDS 04	SALES TX BONDS 08	AD VAL TAX- 03	AD VAL TAX- 08	FEDERAL FUNDS	STATE FUNDS	UTILITY FUND	OTHER	TOTALS
SUMMARY										
SOURCES OF FUNDING										
Current Year Transfers	0							5,396,240		5,396,240
(Less Debt Service)										0
Interest Income								0		0
Transfers From Prior Projects								360,000		360,000
Interfund Transfer Utility Fund										0
Interfund Transfer General Fund										0
Intergovernmental						0				0
Private Contributions										0
Debt Proceeds								0		0
Other									0	0
Fund Balance	0	0	0		0	0	0	0	0	0
TOTAL	0	0	0	0	0	0	0	5,756,240	0	5,756,240
EXPENDITURES										
Enterprise CIP - Utility Fund	0	0	0	0	0	0	0	5,756,240	0	5,756,240
Enterprise CIP - Transit System	0	0	0	0	0	0	0	0	0	0
Enterprise CIP - Sanitation Fur	0	0	0	0	0	0	0	0	0	0
TOTAL	0	0	0	0	0	0	0	5,756,240	0	5,756,240
UNAPPRPTD BALANCE	0	0	0	0	0	0	0	0	0	0

TABLE OF CONTENTS

	<i><u>ELECTRIC</u></i>	<u>PAGE</u>
729202	Circuit Reconductoring	4
729505	Capacitor Bank Voltage Controllers	5
729701	Continuous Emissions Monitoring	6
729905	Additional 138KV Tie from Twin Bridges Stati	7
720003	Replace Distribution Breakers at Power Plant	8
720004	Instrumentation Upgrade Units 3 & 4	9
720202	Upgrade SCADA System	10
720601	138 KV Pole Change Out	11
720602	#3 Cooling Tower	12
720701	Warehouse/Office Improvements	13
720702	Substation Oil Containment	14
720703	Paint 138 KV Switchgear	15
720704	Upgrade DG Hunter Substation	16
720705	New Substation	17
720801	Electric Utility Relocation	18
720802	Substation Storage Building	19
720803	Arterial Street Lighting Addition	20
720804	Substation Maintenance	21
720805	Distribution Feeder Maintenance	22
720806	#4 Cooling Tower	23
720807	Vacuum Pump	24
720901	Upgrade Transformers at Prescott	25
720903	138 KV Pilot Wire Replacement	26
720904	Cooling Tower Repairs	27
720905	Sterkx Rd Substation Transformer Replacemen	28
721001	Paint Step Up Transformer for Unit #3 & #4	29
721002	Prescott Substation Flood Protection	30
*	4e Feed Water Heater	31

2009-2010

**COMBINED CAPITAL PROJECTS
SOURCES OF FUNDING SUMMARY**

ELECTRIC

PROJECT IDENTIFICATION	SALES TAXES	SALES TX BONDS 04	SALES TX BONDS 08	AD VAL TAX- 03	AD VAL TAX- 08	FEDERAL FUNDS	STATE FUNDS	UTILITY FUND	OTHER	TOTALS
Circuit Reconductoring								200,000		200,000
Add Tie Line-Twin Bridges								300,000		300,000
Upgrade SCADA System								10,000		10,000
138 KV Pole Change Out								130,000		130,000
Substation Oil Containment								100,000		100,000
Distribution Feeder Maintenance								175,000		175,000
#4 Cooling Tower								500,000		500,000
138 KV Pilot Wire Replacement								250,000		250,000
Paint Transformer for #3 & #4								75,000		75,000
Prescott Substation Flood Protection								86,000		86,000
Total Electric	0	0	0	0	0	0	0	1,826,000	0	1,826,000

2009-2010
ENTERPRISE CAPITAL PROJECTS
FIVE YEAR CAPITAL PLAN

ELECTRIC

PROJ #	PROJECT IDENTIFICATION	BUDGET C/O	FISCAL YEAR					TOTAL 5 YEAR	BEYOND 2014	TOTAL COST
			09-10	10-11	11-12	12-13	13-14			
729202	Circuit Reconductoring	199,904	200,000	400,000	400,000	250,000	250,000	1,500,000		1,699,904
729505	Capacitor Bank Voltage Cntrlrs	11,463						0		11,463
729701	Continuous Emission Monitor	5,151						0		5,151
729905	Add TieLine-Twin Bridges	38,674	300,000					300,000	8,610,000	8,948,674
720003	Replace Distribution Breakers	67,500		50,000	50,000			100,000		167,500
720004	Instrumentation Upgrade 3 & 4	106,755						0		106,755
720202	Upgrade SCADA System	34,287	10,000	55,000	55,000			110,000		144,287
720601	138 KV Pole Change Out	123,690	130,000	350,000	350,000	250,000		1,080,000		1,203,690
720602	#3 Cooling Tower	13,581						0		13,581
720701	Warehouse/Office Improvements	405,708						0		405,708
720702	Substation Oil Containment	350,000	100,000					100,000		450,000
720703	Paint 138 KV Switchgear	14,272						0		14,272
720704	Upgrade DG Hunter Substation	51,944						0	9,500,000	9,551,944
720705	New Substation	19,978						0	10,550,000	10,569,978
720801	Electric Utility Relocation	85,221		200,000	200,000	200,000	200,000	800,000		885,221
720802	Substation Storage Bldg	174,750						0		174,750
720803	Arterial Street Lighting Addition @	132,854						0		132,854
720804	Substation Maintenance @	222,300		115,000	115,000	115,000	115,000	460,000		682,300
720805	Distribution Feeder Maintenance @	14,762	175,000	400,000	300,000	200,000	200,000	1,275,000		1,289,762
720806	#4 Cooling Tower	250,000	500,000					500,000		750,000
720807	Vacuum Pump	50,000						0		50,000
720901	Upgrade Transformers at Prescott@	179,199			1,800,000			1,800,000		1,979,199
720903	138 KV Pilot Wire Replacement @	122,468	250,000					250,000		372,468
720904	Cooling Tower Repairs @	2,060						0		2,060
720905	Sterkx Rd Transformer Rep @	340,047						0		340,047
721001	Paint Transformer for #3 & #4	0	75,000					75,000		75,000
721002	Prescott Substation Flood Protection	0	86,000					86,000		86,000
*	4c Feed Water Heater	0		220,000				220,000		220,000
Total Electric		3,016,568	1,826,000	1,790,000	3,270,000	1,015,000	765,000	8,656,000	28,660,000	40,332,568

* Project Number to be Assigned

@ New or Revised Projects

Projects to be closed

SHEET A 2009-2010/2013-2014 CAPITAL IMPROVEMENTS PROGRAM

PROJECT TITLE: Circuit Reconductoring/ Distribution Voltage	PROJECT CATEGORY: Electric
PROJECT NUMBER: 729202	COUNCIL DISTRICT # N/A
DIVISION: Utilities	DEPARTMENT: Electric Distribution

PROJECT BUDGET

REVENUE BREAKDOWN

REVENUE SOURCES	UTILITY FUND	REVENUE BONDS-'89	TOTAL
PRIOR BDGTS	3,341,605	404,409	3,746,014
PRIOR EXP	3,141,701	404,409	3,546,110
BUDGET C/0	199,904	0	199,904
2009-2010	200,000		200,000
2010-2011	400,000		400,000
2011-2012	400,000		400,000
2012-2013	250,000		250,000
2013-2014	250,000		250,000
BEYOND 2014			
TOTAL COST	4,841,605	404,409	5,246,014

EXPENDITURE BREAKDOWN

EXPENDITURE BREAKDOWN	ENGINEERING	TESTING	LAND ACQUISITION	CONSTRUCTION	OTHER	TOTAL
PRIOR BDGTS	72,000			2,374,014	1,300,000	3,746,014
2009-2010					200,000	200,000
2010-2011					400,000	400,000
2011-2012					400,000	400,000
2012-2013					250,000	250,000
2013-2014					250,000	250,000
BEYOND 2014						
TOTAL COST	72,000			2,374,014	2,800,000	5,246,014

PROJECT SPECIFICATIONS

PROJECT DESCRIPTION:

Replace undersized, old conductors on existing 12.5 KV circuits that have become too small to carry the load required and to replace existing 2.5 KV line with 7.2 KV Distribution.

2006-2007 Budget includes preparation for Recycling Services.

PROJECT JUSTIFICATION:

Continued expansion of the system, along with load growth has made many old circuits inadequate. Voltage regulation, burned connections and customer complaints require upgrades on a continuing schedule as workload and funds allow.

PROJECT PRIORITY: B

START DATE: Ongoing **EST TIME TO COMPLETE:** As needed

OPERATING BUDGET EFFECT:

NONE

N/A

SEE DETAIL

SHEET A 2009-2010/2013-2014 CAPITAL IMPROVEMENTS PROGRAM

PROJECT TITLE: Capacitor Bank Voltage Controllers	PROJECT CATEGORY: Electric
PROJECT NUMBER: 729505	COUNCIL DISTRICT # N/A
DIVISION: Utilities	DEPARTMENT: Electric Distribution

PROJECT BUDGET

REVENUE BREAKDOWN

REVENUE SOURCES					UTILITY FUND	TOTAL
PRIOR BDGTS					15,000	15,000
PRIOR EXP					3,537	3,537
BUDGET C/0					11,463	11,463
2009-2010						
2010-2011						
2011-2012						
2012-2013						
2013-2014						
BEYOND 2014						
TOTAL COST					15,000	15,000

EXPENDITURE BREAKDOWN

EXPENDITURE BREAKDOWN	ENGINEERING	TESTING	LAND ACQUISITION	CONSTRUCTION	OTHER	TOTAL
PRIOR BDGTS					15,000	15,000
2009-2010						
2010-2011						
2011-2012						
2012-2013						
2013-2014						
BEYOND 2014						
TOTAL COST					15,000	15,000

PROJECT SPECIFICATIONS

PROJECT DESCRIPTION:

Purchase 10 Voltage Control System for existing capacitor bank installations.

PROJECT JUSTIFICATION:

Enable automatic control of capacitor banks in order to maintain proper system voltage. Currently open and close them manually after watching the seasonal loads rise and fall.

PROJECT PRIORITY: A

START DATE:

EST TIME TO COMPLETE: 10 Months

OPERATING BUDGET EFFECT:

 NONE

 N/A

 SEE DETAIL

SHEET A 2009-2010/2013-2014 CAPITAL IMPROVEMENTS PROGRAM

PROJECT TITLE: Continuous Emissions Monitoring	PROJECT CATEGORY: Electric
PROJECT NUMBER: 729701	COUNCIL DISTRICT # 1
DIVISION: Utilities	DEPARTMENT: Electric Production

PROJECT BUDGET

REVENUE BREAKDOWN

REVENUE SOURCES					UTILITY FUND	TOTAL
PRIOR BDGTS					494,307	494,307
PRIOR EXP					489,156	489,156
BUDGET C/0					5,151	5,151
2009-2010						
2010-2011						
2011-2012						
2012-2013						
2013-2014						
BEYOND 2014						
TOTAL COST					494,307	494,307

EXPENDITURE BREAKDOWN

EXPENDITURE BREAKDOWN	ENGINEERING	TESTING	LAND ACQUISITION	CONSTRUCTION	OTHER	TOTAL
PRIOR BDGTS	50,000			444,307		494,307
2009-2010						
2010-2011						
2011-2012						
2012-2013						
2013-2014						
BEYOND 2014						
TOTAL COST	50,000			444,307		494,307

PROJECT SPECIFICATIONS

PROJECT DESCRIPTION:

Install Continuous Emissions Monitoring equipment as mandated by law.

PROJECT JUSTIFICATION:

In the event the Electric Production Department reaches its 100% capacity, we will be required to install Continuous Emissions Monitoring within 12 months as Mandated by the Clean Air Act.

PROJECT PRIORITY: A

START DATE: Ongoing

EST TIME TO COMPLETE:

As needed

OPERATING BUDGET EFFECT:

 NONE

 N/A

 SEE DETAIL

SHEET A 2009-2010/2013-2014 CAPITAL IMPROVEMENTS PROGRAM

PROJECT TITLE: Additional 138KV Tie from Twin Bridges Substation	PROJECT CATEGORY: Electric
PROJECT NUMBER: 729905	COUNCIL DISTRICT # N/A
DIVISION: Utilities	DEPARTMENT: Electric Distribution

PROJECT BUDGET

REVENUE BREAKDOWN

REVENUE SOURCES					UTILITY FUND	TOTAL
PRIOR BDGTS					1,216,747	1,216,747
PRIOR EXP					1,178,073	1,178,073
BUDGET C/0					38,674	38,674
2009-2010					300,000	300,000
2010-2011						
2011-2012						
2012-2013						
2013-2014						
BEYOND 2014					8,610,000	8,610,000
TOTAL COST					10,126,747	10,126,747

EXPENDITURE BREAKDOWN

EXPENDITURE BREAKDOWN	ENGINEERING	TESTING	LAND ACQUISITION	CONSTRUCTION	OTHER	TOTAL
PRIOR BDGTS					1,216,747	1,216,747
2009-2010					300,000	300,000
2010-2011						
2011-2012						
2012-2013						
2013-2014						
BEYOND 2014	660,000	100,000	50,000	7,800,000		8,610,000
TOTAL COST	660,000	100,000	50,000	7,800,000	1,516,747	10,126,747

PROJECT SPECIFICATIONS

PROJECT DESCRIPTION:

Build parallel 138 KV tie from Twin Bridges Substation to Prescott Road Substation, with two 12.5 KV underbuild lines for developments adjacent to the route proposed. Also includes a fiber optic shield wire from Prescott Substation to Bayou Rapides Substation to insure adequate control of breakers, relaying, and control of system. Radio communications sometimes get impeded by other entities with frequencies too close to the SCADA frequencies.

PROJECT JUSTIFICATION:

To allow proper circuit switching, improve system reliability, and permit greater flexibility for CLECO to wheel through our transmission system. The current configuration does not allow adequate redundancy in the event of a failure of the line or equipment tied to it. The added underbuild provide greater switching capabilities in the event of a failure of one or more substations.

PROJECT PRIORITY: A

START DATE: EST TIME TO COMPLETE: 3 Years

OPERATING BUDGET EFFECT:

 NONE N/A SEE DETAIL

SHEET A 2009-2010/2013-2014 CAPITAL IMPROVEMENTS PROGRAM

PROJECT TITLE: Replace Distribution Breakers at Power Plant	PROJECT CATEGORY: Electric
PROJECT NUMBER: 720003	COUNCIL DISTRICT # N/A
DIVISION: Utilities	DEPARTMENT: Electric Distribution

PROJECT BUDGET

REVENUE BREAKDOWN

REVENUE SOURCES					UTILITY FUND	TOTAL
PRIOR BDGTS					67,500	67,500
PRIOR EXP						
BUDGET C/0					67,500	67,500
2009-2010						
2010-2011					50,000	50,000
2011-2012					50,000	50,000
2012-2013						
2013-2014						
BEYOND 2014						
TOTAL COST					167,500	167,500

EXPENDITURE BREAKDOWN

EXPENDITURE BREAKDOWN	ENGINEERING	TESTING	LAND ACQUISITION	CONSTRUCTION	OTHER	TOTAL
PRIOR BDGTS					67,500	67,500
2009-2010						
2010-2011					50,000	50,000
2011-2012					50,000	50,000
2012-2013						
2013-2014						
BEYOND 2014						
TOTAL COST					167,500	167,500

PROJECT SPECIFICATIONS

PROJECT DESCRIPTION:

Replace outdated & obsolete 12.5 KV breakers in Switchgear at Power Plant. Existing will be changed out at a rate of 3 per year by departmental personnel.

PROJECT JUSTIFICATION:

Existing breakers were installed in the mid 1960's and do not have reclosing capabilities.

PROJECT PRIORITY:

A

START DATE:

2004

EST TIME TO COMPLETE:

4 Years

OPERATING BUDGET EFFECT:

X NONE

N/A

SEE DETAIL

SHEET A 2009-2010/2013-2014 CAPITAL IMPROVEMENTS PROGRAM

PROJECT TITLE: Instrumentation Upgrade Units 3 & 4	PROJECT CATEGORY: Electric
PROJECT NUMBER: 720004	COUNCIL DISTRICT # N/A
DIVISION: Utilities	DEPARTMENT: Electric Production

PROJECT BUDGET

REVENUE BREAKDOWN

REVENUE SOURCES					UTILITY FUND	TOTAL
PRIOR BDGTS					1,850,000	1,850,000
PRIOR EXP					1,743,245	1,743,245
BUDGET C/0					106,755	106,755
2009-2010						
2010-2011						
2011-2012						
2012-2013						
2013-2014						
BEYOND 2014						
TOTAL COST					1,850,000	1,850,000

EXPENDITURE BREAKDOWN

EXPENDITURE BREAKDOWN	ENGINEERING	TESTING	LAND ACQUISITION	CONSTRUCTION	OTHER	TOTAL
PRIOR BDGTS	100,000				1,750,000	1,850,000
2009-2010						
2010-2011						
2011-2012						
2012-2013						
2013-2014						
BEYOND 2014						
TOTAL COST	100,000				1,750,000	1,850,000

PROJECT SPECIFICATIONS

PROJECT DESCRIPTION:

To replace boiler controls on Unit #3 that have become obsolete.

PROJECT JUSTIFICATION:

The current system has not been working properly and parts are no longer available for repairs. Also, this would increase our efficiency considerably.

PROJECT PRIORITY:

A

START DATE:

2003

EST TIME TO COMPLETE:

2 Years

OPERATING BUDGET EFFECT:

 NONE

 N/A

 SEE DETAIL

SHEET A 2009-2010/2013-2014 CAPITAL IMPROVEMENTS PROGRAM

PROJECT TITLE: Upgrade SCADA System	PROJECT CATEGORY: Electric
PROJECT NUMBER: 720202	COUNCIL DISTRICT # N/A
DIVISION: Utilities	DEPARTMENT: Electric Distribution

PROJECT BUDGET

REVENUE BREAKDOWN

REVENUE SOURCES					UTILITY FUND	TOTAL
PRIOR BDGTS					500,000	500,000
PRIOR EXP					465,713	465,713
BUDGET C/0					34,287	34,287
2009-2010					10,000	10,000
2010-2011					55,000	55,000
2011-2012					55,000	55,000
2012-2013						
2013-2014						
BEYOND 2014						
TOTAL COST					620,000	620,000

EXPENDITURE BREAKDOWN

EXPENDITURE BREAKDOWN	ENGINEERING	TESTING	LAND ACQUISITION	CONSTRUCTION	OTHER	TOTAL
PRIOR BDGTS					500,000	500,000
2009-2010					10,000	10,000
2010-2011					55,000	55,000
2011-2012					55,000	55,000
2012-2013						
2013-2014						
BEYOND 2014						
TOTAL COST					620,000	620,000

PROJECT SPECIFICATIONS

PROJECT DESCRIPTION:

Install new SCADA control at Electric Distribution Office.

PROJECT JUSTIFICATION:

Current SCADA System (Landis & Gyr 6700) was installed in 1988 and is now obsolete. New systems are PC driven, with accessory programs to monitor, track, & forecast load flow, trends, connectivity for outage reporting and many new features that are functioning at other utilities nationwide, but cannot be installed on our present system.

PROJECT PRIORITY:

A

START DATE:

2003

EST TIME TO COMPLETE:

1 Year

OPERATING BUDGET EFFECT:

 NONE

 N/A

 SEE DETAIL

SHEET A 2009-2010/2013-2014 CAPITAL IMPROVEMENTS PROGRAM

PROJECT TITLE: 138 KV Pole Change Out	PROJECT CATEGORY: Electric
PROJECT NUMBER: 720601	COUNCIL DISTRICT # N/A
DIVISION: Utilities	DEPARTMENT: Electric Distribution

PROJECT BUDGET**REVENUE BREAKDOWN**

REVENUE SOURCES					UTILITY FUND	TOTAL
PRIOR BDGTS					1,155,000	1,155,000
PRIOR EXP					1,031,310	1,031,310
BUDGET C/O					123,690	123,690
2009-2010					130,000	130,000
2010-2011					350,000	350,000
2011-2012					350,000	350,000
2012-2013					250,000	250,000
2013-2014						
BEYOND 2014						
TOTAL COST					2,235,000	2,235,000

EXPENDITURE BREAKDOWN

EXPENDITURE BREAKDOWN	ENGINEERING	TESTING	LAND ACQUISITION	CONSTRUCTION	OTHER	TOTAL
PRIOR BDGTS				1,070,000	85,000	1,155,000
2009-2010					130,000	130,000
2010-2011					350,000	350,000
2011-2012					350,000	350,000
2012-2013					250,000	250,000
2013-2014						
BEYOND 2014						
TOTAL COST				1,070,000	1,165,000	2,235,000

PROJECT SPECIFICATIONS**PROJECT DESCRIPTION:**

Replace approximately 84 transmission poles in the 138 KV Loop. Original poles were installed in the 1960's and had an anticipated life of 30 years. Most of the engineering has been done "in house".

PROJECT JUSTIFICATION:

The 138 KV Loop provides power to all the substations in the system. If 2 sections of the loop are lost simultaneously, many customers would be without power until the 90' and 100' poles could be replaced, which would take too long with existing City crews and equipment.

PROJECT PRIORITY: A

START DATE: 2005 **EST TIME TO COMPLETE:** 10 months

OPERATING BUDGET EFFECT:

NONE

N/A

SEE DETAIL

SHEET A 2009-2010/2013-2014 CAPITAL IMPROVEMENTS PROGRAM

PROJECT TITLE: #3 Cooling Tower	PROJECT CATEGORY: Electric
PROJECT NUMBER: 720602	COUNCIL DISTRICT # N/A
DIVISION: Utilities	DEPARTMENT: Electric Production

PROJECT BUDGET

REVENUE BREAKDOWN

REVENUE SOURCES					UTILITY FUND	TOTAL
PRIOR BDGTS					250,000	250,000
PRIOR EXP					236,419	236,419
BUDGET C/0					13,581	13,581
2009-2010						
2010-2011						
2011-2012						
2012-2013						
2013-2014						
BEYOND 2014						
TOTAL COST					250,000	250,000

EXPENDITURE BREAKDOWN

EXPENDITURE BREAKDOWN	ENGINEERING	TESTING	LAND ACQUISITION	CONSTRUCTION	OTHER	TOTAL
PRIOR BDGTS				250,000		250,000
2009-2010						
2010-2011						
2011-2012						
2012-2013						
2013-2014						
BEYOND 2014						
TOTAL COST				250,000		250,000

PROJECT SPECIFICATIONS

PROJECT DESCRIPTION: #3 Cooling Tower Water Decks and #3 Fan Decks			
PROJECT JUSTIFICATION: Water decks on tower have deteriorated and are unsafe to walk on.			
PROJECT PRIORITY:	A	EST TIME TO COMPLETE:	2 Years
START DATE:	2005	OPERATING BUDGET EFFECT:	
	X NONE		N/A
			SEE DETAIL

SHEET A 2009-2010/2013-2014 CAPITAL IMPROVEMENTS PROGRAM

PROJECT TITLE: Electric Distribution Warehouse/Office Improvements	PROJECT CATEGORY: Electric
PROJECT NUMBER: 720701	COUNCIL DISTRICT # N/A
DIVISION: Utilities	DEPARTMENT: Electric Distribution

PROJECT BUDGET

REVENUE BREAKDOWN

REVENUE SOURCES					UTILITY FUND	TOTAL
PRIOR BDGTS					450,000	450,000
PRIOR EXP					44,292	44,292
BUDGET C/0					405,708	405,708
2009-2010						
2010-2011						
2011-2012						
2012-2013						
2013-2014						
BEYOND 2014						
TOTAL COST					450,000	450,000

EXPENDITURE BREAKDOWN

EXPENDITURE BREAKDOWN	ENGINEERING	TESTING	LAND ACQUISITION	CONSTRUCTION	OTHER	TOTAL
PRIOR BDGTS	20,000			430,000		450,000
2009-2010						
2010-2011						
2011-2012						
2012-2013						
2013-2014						
BEYOND 2014						
TOTAL COST	20,000			430,000		450,000

PROJECT SPECIFICATIONS

PROJECT DESCRIPTION: Replace leaking, rusted out roof panels and siding on Electric Distribution Warehouse and Office. Replace with standing seam roof to match Power Plant and City Complex buildings. Also replace leaking windows with solid glass and replace front door with weather proof door.			
PROJECT JUSTIFICATION: Existing roof has numerous leaks, due to rust from cooling tower chemicals, wind damage, and age. Interior tiles have water damage.			
PROJECT PRIORITY:	A	EST TIME TO COMPLETE:	2 Years
START DATE:	2005	OPERATING BUDGET EFFECT:	SEE DETAIL
	X NONE		N/A

SHEET A 2009-2010/2013-2014 CAPITAL IMPROVEMENTS PROGRAM

PROJECT TITLE: Substation Oil Containment	PROJECT CATEGORY: Electric
PROJECT NUMBER: 720702	COUNCIL DISTRICT # N/A
DIVISION: Utilities	DEPARTMENT: Electric Distribution

PROJECT BUDGET**REVENUE BREAKDOWN**

REVENUE SOURCES					UTILITY FUND	TOTAL
PRIOR BDGTS					350,000	350,000
PRIOR EXP						
BUDGET C/0					350,000	350,000
2009-2010					100,000	100,000
2010-2011						
2011-2012						
2012-2013						
2013-2014						
BEYOND 2014						
TOTAL COST					450,000	450,000

EXPENDITURE BREAKDOWN

EXPENDITURE BREAKDOWN	ENGINEERING	TESTING	LAND ACQUISITION	CONSTRUCTION	OTHER	TOTAL
PRIOR BDGTS	50,000			300,000		350,000
2009-2010				100,000		100,000
2010-2011						
2011-2012						
2012-2013						
2013-2014						
BEYOND 2014						
TOTAL COST	50,000			400,000		450,000

PROJECT SPECIFICATIONS**PROJECT DESCRIPTION:**

Install oil containment around oil filled equipment (transformers, OCB) in substation to prevent spills from failed equipment.

PROJECT JUSTIFICATION:

EPA & DEQ regulations require containment provision around oil filled electrical equipment to prevent contamination of waterways that are subject to run-off from leaks and spills. Affected substations are D.G. Hunter, Willow Glen, Sterkx Road and Prescott Road.

PROJECT PRIORITY:

A

START DATE:**EST TIME TO COMPLETE:**

18 months

OPERATING BUDGET EFFECT:
 NONE

 N/A

 SEE DETAIL

SHEET A 2009-2010/2013-2014 CAPITAL IMPROVEMENTS PROGRAM

PROJECT TITLE: Paint 138 KV Switchgear	PROJECT CATEGORY: Electric
PROJECT NUMBER: 720703	COUNCIL DISTRICT # N/A
DIVISION: Utilities	DEPARTMENT: Electric Distribution

PROJECT BUDGET

REVENUE BREAKDOWN

REVENUE SOURCES					UTILITY FUND	TOTAL
PRIOR BDGTS					200,000	200,000
PRIOR EXP					185,728	185,728
BUDGET C/0					14,272	14,272
2009-2010						
2010-2011						
2011-2012						
2012-2013						
2013-2014						
BEYOND 2014						
TOTAL COST					200,000	200,000

EXPENDITURE BREAKDOWN

EXPENDITURE BREAKDOWN	ENGINEERING	TESTING	LAND ACQUISITION	CONSTRUCTION	OTHER	TOTAL
PRIOR BDGTS				200,000		200,000
2009-2010						
2010-2011						
2011-2012						
2012-2013						
2013-2014						
BEYOND 2014						
TOTAL COST				200,000		200,000

PROJECT SPECIFICATIONS

PROJECT DESCRIPTION:

Repaint substation transformers and switchgear at Sterkx Road and Willow Glen Substations. Rusted areas will be sand blasted, filled with sealing material, primed and painted with epoxy paint.

PROJECT JUSTIFICATION:

Original substation equipment is rusting out to the point where they leak during rain, allowing water to get on the internal high voltage components. Several insulators have arced over from rain getting into the switchgear, causing serious damage to the bus bars and arc chutes.

PROJECT PRIORITY: A

START DATE:

EST TIME TO COMPLETE: 3 Years

OPERATING BUDGET EFFECT:

NONE

N/A

SEE DETAIL

SHEET A 2009-2010/2013-2014 CAPITAL IMPROVEMENTS PROGRAM

PROJECT TITLE: Upgrade DG Hunter Substation & Switch Yard	PROJECT CATEGORY: Electric
PROJECT NUMBER: 720704	COUNCIL DISTRICT # N/A
DIVISION: Utilities	DEPARTMENT: Electric Distribution

PROJECT BUDGET

REVENUE BREAKDOWN

REVENUE SOURCES					UTILITY FUND	TOTAL
PRIOR BDGTS					80,000	80,000
PRIOR EXP					28,056	28,056
BUDGET C/0					51,944	51,944
2009-2010						
2010-2011						
2011-2012						
2012-2013						
2013-2014						
BEYOND 2014					9,500,000	9,500,000
TOTAL COST					9,580,000	9,580,000

EXPENDITURE BREAKDOWN

EXPENDITURE BREAKDOWN	ENGINEERING	TESTING	LAND ACQUISITION	CONSTRUCTION	OTHER	TOTAL
PRIOR BDGTS	80,000					80,000
2009-2010						
2010-2011						
2011-2012						
2012-2013						
2013-2014						
BEYOND 2014				9,500,000		9,500,000
TOTAL COST	80,000			9,500,000		9,580,000

PROJECT SPECIFICATIONS

PROJECT DESCRIPTION:

Replace OCB's with GCB's. Build Distribution Station on adjacent land within Power Plant yard. Convert existing substation to switch yard for transmission.

PROJECT JUSTIFICATION:

Existing substation was built in 1964. The equipment and cables are past useful life. All bulk energy moved through the 138KV system goes through this substation. The stability and reliability of the entire transmission system is compromised as this older equipment fails. Three other capital projects related to the DG Hunter Substation can be combined or eliminated by this project.

PROJECT PRIORITY:

A

START DATE:

EST TIME TO COMPLETE:

3 Years

OPERATING BUDGET EFFECT:

NONE

N/A

SEE DETAIL

SHEET A 2009-2010/2013-2014 CAPITAL IMPROVEMENTS PROGRAM

PROJECT TITLE: New Substation	PROJECT CATEGORY: Electric
PROJECT NUMBER: 720705	COUNCIL DISTRICT # N/A
DIVISION: Utilities	DEPARTMENT: Electric Distribution

PROJECT BUDGET

REVENUE BREAKDOWN

REVENUE SOURCES					UTILITY FUND	TOTAL
PRIOR BDGTS					80,000	80,000
PRIOR EXP					60,022	60,022
BUDGET C/0					19,978	19,978
2009-2010						
2010-2011						
2011-2012						
2012-2013						
2013-2014						
BEYOND 2014					10,550,000	10,550,000
TOTAL COST					10,630,000	10,630,000

EXPENDITURE BREAKDOWN

EXPENDITURE BREAKDOWN	ENGINEERING	TESTING	LAND ACQUISITION	CONSTRUCTION	OTHER	TOTAL
PRIOR BDGTS	80,000					80,000
2009-2010						
2010-2011						
2011-2012						
2012-2013						
2013-2014						
BEYOND 2014	1030000		250,000	9,270,000		10,550,000
TOTAL COST	1,110,000		250,000	9,270,000		10,630,000

PROJECT SPECIFICATIONS

PROJECT DESCRIPTION:

New 138/12470 Substation needed to relieve Prescott Substation and Twin Bridges Substation. New station would have dual 28MVA transformers and 8 potential circuits. Station could start with 1 transformer and be upgraded later as loads demand.

PROJECT JUSTIFICATION:

Neither Prescott, Twin Bridges, nor Sterkx Road Substations can provide back up power during peak loading and planned maintenance. Neither substation can safely carry the combined load of both during emergencies. Southwest Power Pool 2011 Model justifies an additional substation to prevent possible blackout caused by CLECO 138 KV failure.

PROJECT PRIORITY: A

START DATE:

EST TIME TO COMPLETE: 3 Years

OPERATING BUDGET EFFECT:

NONE

N/A

SEE DETAIL

SHEET A 2009-2010/2013-2014 CAPITAL IMPROVEMENTS PROGRAM

PROJECT TITLE: Electric Utility Relocations	PROJECT CATEGORY: Electric
PROJECT NUMBER: 720801	COUNCIL DISTRICT # N/A
DIVISION: Utilities	DEPARTMENT: Electric Distribution

PROJECT BUDGET

REVENUE BREAKDOWN

REVENUE SOURCES					UTILITY FUND	TOTAL
PRIOR BDGTS					150,000	150,000
PRIOR EXP					64,779	64,779
BUDGET C/0					85,221	85,221
2009-2010						
2010-2011					200,000	200,000
2011-2012					200,000	200,000
2012-2013					200,000	200,000
2013-2014					200,000	200,000
BEYOND 2014						
TOTAL COST					950,000	950,000

EXPENDITURE BREAKDOWN

EXPENDITURE BREAKDOWN	ENGINEERING	TESTING	LAND ACQUISITION	CONSTRUCTION	OTHER	TOTAL
PRIOR BDGTS	5,000		10,000	135,000		150,000
2009-2010						
2010-2011	5,000		10,000	185,000		200,000
2011-2012	5,000		10,000	185,000		200,000
2012-2013	5,000		10,000	185,000		200,000
2013-2014	5,000		10,000	185,000		200,000
BEYOND 2014						
TOTAL COST	25,000		50,000	875,000		950,000

PROJECT SPECIFICATIONS

PROJECT DESCRIPTION:

Relocation of electrical lines and poles for various capital projects throughout the year.

PROJECT JUSTIFICATION:

Presently using Maintenance funds for utility relocations for ditch closures and road improvements. There is no way to anticipate future projects and their relocation costs.

PROJECT PRIORITY:

A

START DATE:

EST TIME TO COMPLETE:

3 Years

OPERATING BUDGET EFFECT:

NONE

N/A

SEE DETAIL

SHEET A 2009-2010/2013-2014 CAPITAL IMPROVEMENTS PROGRAM

PROJECT TITLE: Substation Storage Building	PROJECT CATEGORY: Electric
PROJECT NUMBER: 720802	COUNCIL DISTRICT # N/A
DIVISION: Utilities	DEPARTMENT: Electric Distribution

PROJECT BUDGET

REVENUE BREAKDOWN

REVENUE SOURCES					UTILITY FUND	TOTAL
PRIOR BDGTS					187,000	187,000
PRIOR EXP					12,250	12,250
BUDGET C/0					174,750	174,750
2009-2010						
2010-2011						
2011-2012						
2012-2013						
2013-2014						
BEYOND 2014						
TOTAL COST					187,000	187,000

EXPENDITURE BREAKDOWN

EXPENDITURE BREAKDOWN	ENGINEERING	TESTING	LAND ACQUISITION	CONSTRUCTION	OTHER	TOTAL
PRIOR BDGTS	26,000			161,000		187,000
2009-2010						
2010-2011						
2011-2012						
2012-2013						
2013-2014						
BEYOND 2014						
TOTAL COST	26,000			161,000		187,000

PROJECT SPECIFICATIONS

PROJECT DESCRIPTION:

Erect 25' X 35' X 12' metal storage building inside the Downtown Substation.

PROJECT JUSTIFICATION:

Department has outgrown existing storage and warehouse space. Supplies and equipment need to be kept out of the weather.

PROJECT PRIORITY:

A

START DATE:

EST TIME TO COMPLETE:

3 Years

OPERATING BUDGET EFFECT:

 NONE

 N/A

 SEE DETAIL

SHEET A 2009-2010/2013-2014 CAPITAL IMPROVEMENTS PROGRAM

PROJECT TITLE: Arterial Street Lighting Addition	PROJECT CATEGORY: Electric
PROJECT NUMBER: 720803	COUNCIL DISTRICT # N/A
DIVISION: Utilities	DEPARTMENT: Electric Distribution

PROJECT BUDGET

REVENUE BREAKDOWN

REVENUE SOURCES					UTILITY FUND	TOTAL
PRIOR BDGTS					300,000	300,000
PRIOR EXP					167,146	167,146
BUDGET C/0					132,854	132,854
2009-2010						
2010-2011						
2011-2012						
2012-2013						
2013-2014						
BEYOND 2014						
TOTAL COST					300,000	300,000

EXPENDITURE BREAKDOWN

EXPENDITURE BREAKDOWN	ENGINEERING	TESTING	LAND ACQUISITION	CONSTRUCTION	OTHER	TOTAL
PRIOR BDGTS				300,000		300,000
2009-2010						
2010-2011						
2011-2012						
2012-2013						
2013-2014						
BEYOND 2014						
TOTAL COST				300,000		300,000

PROJECT SPECIFICATIONS

PROJECT DESCRIPTION:

Extend Coliseum Boulevard lighting from the Rapides Parish Coliseum to Vandenburg Drive, similar to I49 lighting and criteria.

PROJECT JUSTIFICATION:

Additional growth in area, four laning of Highway 28 West to Leesville and the construction of the new Wal Mart and other new businesses necessitate additional street lighting for public safety.

PROJECT PRIORITY:

A

START DATE:

EST TIME TO COMPLETE:

3 Years

OPERATING BUDGET EFFECT:

 NONE

 N/A

 SEE DETAIL

SHEET A 2009-2010/2013-2014 CAPITAL IMPROVEMENTS PROGRAM

PROJECT TITLE: Substation Maintenance	PROJECT CATEGORY: Electric
PROJECT NUMBER: 720804	COUNCIL DISTRICT # N/A
DIVISION: Utilities	DEPARTMENT: Electric Distribution

PROJECT BUDGET

REVENUE BREAKDOWN

REVENUE SOURCES					UTILITY FUND	TOTAL
PRIOR BDGTS					765,000	765,000
PRIOR EXP					542,700	542,700
BUDGET C/O					222,300	222,300
2009-2010						
2010-2011					115,000	115,000
2011-2012					115,000	115,000
2012-2013					115,000	115,000
2013-2014					115,000	115,000
BEYOND 2014						
TOTAL COST					1,225,000	1,225,000

EXPENDITURE BREAKDOWN

EXPENDITURE BREAKDOWN	ENGINEERING	TESTING	LAND ACQUISITION	CONSTRUCTION	OTHER	TOTAL
PRIOR BDGTS					765,000	765,000
2009-2010						
2010-2011					115,000	115,000
2011-2012					115,000	115,000
2012-2013					115,000	115,000
2013-2014					115,000	115,000
BEYOND 2014						
TOTAL COST					1,225,000	1,225,000

PROJECT SPECIFICATIONS

PROJECT DESCRIPTION:

Inspection, testing, and cleaning of all oil filled transformers and Oil Circuit Breakers in the Substations. This would include filtering or replacing the oil as needed and testing all components of the Tap Changers and Oil Circuit Breakers

PROJECT JUSTIFICATION:

Most equipment was installed in the 1960's. Maintenance and testing has not been done for lack of funding. This will more greatly ensure reliability.

PROJECT PRIORITY: A

START DATE:

EST TIME TO COMPLETE: 3 Years

OPERATING BUDGET EFFECT:

NONE

N/A

SEE DETAIL

SHEET A 2009-2010/2013-2014 CAPITAL IMPROVEMENTS PROGRAM

PROJECT TITLE: Distribution Feeder Maintenance	PROJECT CATEGORY: Electric
PROJECT NUMBER: 720805	COUNCIL DISTRICT # N/A
DIVISION: Utilities	DEPARTMENT: Electric Distribution

PROJECT BUDGET

REVENUE BREAKDOWN

REVENUE SOURCES					UTILITY FUND	TOTAL
PRIOR BDGTS					400,000	400,000
PRIOR EXP					385,238	385,238
BUDGET C/0					14,762	14,762
2009-2010					175,000	175,000
2010-2011					400,000	400,000
2011-2012					300,000	300,000
2012-2013					200,000	200,000
2013-2014					200,000	200,000
BEYOND 2014						
TOTAL COST					1,675,000	1,675,000

EXPENDITURE BREAKDOWN

EXPENDITURE BREAKDOWN	ENGINEERING	TESTING	LAND ACQUISITION	CONSTRUCTION	OTHER	TOTAL
PRIOR BDGTS					400,000	400,000
2009-2010					175,000	175,000
2010-2011					400,000	400,000
2011-2012					300,000	300,000
2012-2013					200,000	200,000
2013-2014					200,000	200,000
BEYOND 2014						
TOTAL COST					1,675,000	1,675,000

PROJECT SPECIFICATIONS

PROJECT DESCRIPTION:

Upgrade and rehab main feeder circuits coming from substations.

PROJECT JUSTIFICATION:

There are 61 major circuits feeding from substations and spread out to service customers. An organized, continuing maintenance program is needed to ensure system reliability.

PROJECT PRIORITY:

A

START DATE:

EST TIME TO COMPLETE:

Ongoing

OPERATING BUDGET EFFECT:

 NONE

 N/A

 SEE DETAIL

SHEET A 2009-2010/2013-2014 CAPITAL IMPROVEMENTS PROGRAM

PROJECT TITLE: #4 Cooling Tower	PROJECT CATEGORY: Electric
PROJECT NUMBER: 720806	COUNCIL DISTRICT # N/A
DIVISION: Utilities	DEPARTMENT: Electric Production

PROJECT BUDGET

REVENUE BREAKDOWN

REVENUE SOURCES					UTILITY FUND	TOTAL
PRIOR BDGTS					250,000	250,000
PRIOR EXP						
BUDGET C/0					250,000	250,000
2009-2010					500,000	500,000
2010-2011						
2011-2012						
2012-2013						
2013-2014						
BEYOND 2014						
TOTAL COST					750,000	750,000

EXPENDITURE BREAKDOWN

EXPENDITURE BREAKDOWN	ENGINEERING	TESTING	LAND ACQUISITION	CONSTRUCTION	OTHER	TOTAL
PRIOR BDGTS				250,000		250,000
2009-2010				500,000		500,000
2010-2011						
2011-2012						
2012-2013						
2013-2014						
BEYOND 2014						
TOTAL COST				750,000		750,000

PROJECT SPECIFICATIONS

PROJECT DESCRIPTION: #4 Cooling Tower Water Decks and #4 Fan Decks			
PROJECT JUSTIFICATION: Water decks on tower have deteriorated and are unsafe to walk on.			
PROJECT PRIORITY:	A	EST TIME TO COMPLETE:	2 Years
START DATE:	2005	OPERATING BUDGET EFFECT:	
	X NONE		N/A
			SEE DETAIL

SHEET A 2009-2010/2013-2014 CAPITAL IMPROVEMENTS PROGRAM

PROJECT TITLE: Vacuum Pump	PROJECT CATEGORY: Electric
PROJECT NUMBER: 720807	COUNCIL DISTRICT # N/A
DIVISION: Utilities	DEPARTMENT: Electric Production

PROJECT BUDGET**REVENUE BREAKDOWN**

REVENUE SOURCES					UTILITY FUND	TOTAL
PRIOR BDGTS					50,000	50,000
PRIOR EXP						
BUDGET C/0					50,000	50,000
2009-2010						
2010-2011						
2011-2012						
2012-2013						
2013-2014						
BEYOND 2014						
TOTAL COST					50,000	50,000

EXPENDITURE BREAKDOWN

EXPENDITURE BREAKDOWN	ENGINEERING	TESTING	LAND ACQUISITION	CONSTRUCTION	OTHER	TOTAL
PRIOR BDGTS					50,000	50,000
2009-2010						
2010-2011						
2011-2012						
2012-2013						
2013-2014						
BEYOND 2014						
TOTAL COST					50,000	50,000

PROJECT SPECIFICATIONS**PROJECT DESCRIPTION:**

To purchase and install a vacuum pump for Unit #3 Condenser.

PROJECT JUSTIFICATION:

The present air ejector has been in service since 1965 and is obsolete. A vacuum pump could make this system more reliable.

PROJECT PRIORITY:

A

START DATE:

2004

EST TIME TO COMPLETE:

1 Year

OPERATING BUDGET EFFECT:
 NONE

 N/A

 SEE DETAIL

SHEET A 2009-2010/2013-2014 CAPITAL IMPROVEMENTS PROGRAM

PROJECT TITLE: Upgrade Transformers at Prescott Substation	PROJECT CATEGORY: Electric
PROJECT NUMBER: 720901	COUNCIL DISTRICT # N/A
DIVISION: Utilities	DEPARTMENT: Electric Distribution

PROJECT BUDGET**REVENUE BREAKDOWN**

REVENUE SOURCES					UTILITY FUND	TOTAL
PRIOR BDGTS					179,199	179,199
PRIOR EXP						
BUDGET C/0					179,199	179,199
2009-2010						
2010-2011						
2011-2012					1,800,000	1,800,000
2012-2013						
2013-2014						
BEYOND 2014						
TOTAL COST					1,979,199	1,979,199

EXPENDITURE BREAKDOWN

EXPENDITURE BREAKDOWN	ENGINEERING	TESTING	LAND ACQUISITION	CONSTRUCTION	OTHER	TOTAL
PRIOR BDGTS	179,199					179,199
2009-2010						
2010-2011						
2011-2012	55,000			1,745,000		1,800,000
2012-2013						
2013-2014						
BEYOND 2014						
TOTAL COST	234,199			1,745,000		1,979,199

PROJECT SPECIFICATIONS**PROJECT DESCRIPTION:**

Install 2 each 28 MVA 138,000/12470 volt transformers at Prescott Substation, replacing existing

PROJECT JUSTIFICATION:

Existing transformers were installed in the 1960's, and are too small to carry the current load.

PROJECT PRIORITY:

A

START DATE:

EST TIME TO COMPLETE:

10 Months

OPERATING BUDGET EFFECT:
 NONE

 N/A

 SEE DETAIL

SHEET A 2009-2010/2013-2014 CAPITAL IMPROVEMENTS PROGRAM

PROJECT TITLE: 138 KV Pilot Wire Replacement	PROJECT CATEGORY: Electric
PROJECT NUMBER: 720903	COUNCIL DISTRICT # N/A
DIVISION: Utilities	DEPARTMENT: Electric Distribution

PROJECT BUDGET

REVENUE BREAKDOWN

REVENUE SOURCES					UTILITY FUND	TOTAL
PRIOR BDGTS					255,000	255,000
PRIOR EXP					132,532	132,532
BUDGET C/0					122,468	122,468
2009-2010					250,000	250,000
2010-2011						
2011-2012						
2012-2013						
2013-2014						
BEYOND 2014						
TOTAL COST					505,000	505,000

EXPENDITURE BREAKDOWN

EXPENDITURE BREAKDOWN	ENGINEERING	TESTING	LAND ACQUISITION	CONSTRUCTION	OTHER	TOTAL
PRIOR BDGTS	255,000					255,000
2009-2010				250,000		250,000
2010-2011						
2011-2012						
2012-2013						
2013-2014						
BEYOND 2014						
TOTAL COST	255,000			250,000		505,000

PROJECT SPECIFICATIONS

PROJECT DESCRIPTION:

Replace existing pilot communications system with ADSS Fiber Optic Cable.

PROJECT JUSTIFICATION:

Existing pilot wire system does not correctly control the transfer trip scheme between substations. In some instances, cascading 138KV outages have resulted from this poor communication. This problem must be corrected on the the City will face fines from NERC for failing to correct a know misoperation.

Excess capacity will be made available for use by other City departments.

PROJECT PRIORITY:

A

START DATE:

EST TIME TO COMPLETE:

1 Year

OPERATING BUDGET EFFECT:

 NONE

 N/A

 SEE DETAIL

SHEET A 2009-2010/2013-2014 CAPITAL IMPROVEMENTS PROGRAM

PROJECT TITLE: Cooling Tower Repairs	PROJECT CATEGORY: Electric
PROJECT NUMBER: 720904	COUNCIL DISTRICT # N/A
DIVISION: Utilities	DEPARTMENT: Electric Production

PROJECT BUDGET

REVENUE BREAKDOWN

REVENUE SOURCES					UTILITY FUND	TOTAL
PRIOR BDGTS					125,000	125,000
PRIOR EXP					122,940	122,940
BUDGET C/0					2,060	2,060
2009-2010						
2010-2011						
2011-2012						
2012-2013						
2013-2014						
BEYOND 2014						
TOTAL COST					125,000	125,000

EXPENDITURE BREAKDOWN

EXPENDITURE BREAKDOWN	ENGINEERING	TESTING	LAND ACQUISITION	CONSTRUCTION	OTHER	TOTAL
PRIOR BDGTS				125,000		125,000
2009-2010						
2010-2011						
2011-2012						
2012-2013						
2013-2014						
BEYOND 2014						
TOTAL COST				125,000		125,000

PROJECT SPECIFICATIONS

PROJECT DESCRIPTION:			
PROJECT JUSTIFICATION:			
PROJECT PRIORITY:	A	EST TIME TO COMPLETE:	1 Year
START DATE:		OPERATING BUDGET EFFECT:	
	<input checked="" type="checkbox"/> NONE	<input type="checkbox"/> N/A	<input type="checkbox"/> SEE DETAIL

SHEET A 2009-2010/2013-2014 CAPITAL IMPROVEMENTS PROGRAM

PROJECT TITLE: Sterkx Road Substation Transformer Replacement	PROJECT CATEGORY: Electric
PROJECT NUMBER: 720905	COUNCIL DISTRICT # N/A
DIVISION: Utilities	DEPARTMENT: Electric Distribution

PROJECT BUDGET**REVENUE BREAKDOWN**

REVENUE SOURCES					UTILITY FUND	TOTAL
PRIOR BDGTS					340,047	340,047
PRIOR EXP						
BUDGET C/0					340,047	340,047
2009-2010						
2010-2011						
2011-2012						
2012-2013						
2013-2014						
BEYOND 2014						
TOTAL COST					340,047	340,047

EXPENDITURE BREAKDOWN

EXPENDITURE BREAKDOWN	ENGINEERING	TESTING	LAND ACQUISITION	CONSTRUCTION	OTHER	TOTAL
PRIOR BDGTS	340,047					340,047
2009-2010						
2010-2011						
2011-2012						
2012-2013						
2013-2014						
BEYOND 2014						
TOTAL COST	340,047					340,047

PROJECT SPECIFICATIONS**PROJECT DESCRIPTION:**

Removal of existing and installation of 20 MVA 12.5 KV transformers.

PROJECT JUSTIFICATION:

Existing 12.5 KV transformers are expected to be overloaded in the next 4 years.

PROJECT PRIORITY:

A

START DATE:**EST TIME TO COMPLETE:**

1 Year

OPERATING BUDGET EFFECT:

X NONE

N/A

SEE DETAIL

SHEET A 2009-2010/2013-2014 CAPITAL IMPROVEMENTS PROGRAM

PROJECT TITLE: Paint Step Up Transformer for Unit #3 & #4	PROJECT CATEGORY: Electric
PROJECT NUMBER: 721001	COUNCIL DISTRICT # N/A
DIVISION: Utilities	DEPARTMENT: Electric Production

PROJECT BUDGET

REVENUE BREAKDOWN

REVENUE SOURCES					UTILITY FUND	TOTAL
PRIOR BDGTS						
PRIOR EXP						
BUDGET C/0						
2009-2010					75,000	75,000
2010-2011						
2011-2012						
2012-2013						
2013-2014						
BEYOND 2014						
TOTAL COST					75,000	75,000

EXPENDITURE BREAKDOWN

EXPENDITURE BREAKDOWN	ENGINEERING	TESTING	LAND ACQUISITION	CONSTRUCTION	OTHER	TOTAL
PRIOR BDGTS						
2009-2010					75,000	75,000
2010-2011						
2011-2012						
2012-2013						
2013-2014						
BEYOND 2014						
TOTAL COST					75,000	75,000

PROJECT SPECIFICATIONS

PROJECT DESCRIPTION:

Painting of the 138 KV step up transformer in front of the Power Plant and the masonry wall behind it for Units #3 & #4.

PROJECT JUSTIFICATION:

Existing paint is peeling.

PROJECT PRIORITY:

A

START DATE:

EST TIME TO COMPLETE:

6 months

OPERATING BUDGET EFFECT:

 NONE

 N/A

 SEE DETAIL

SHEET A 2009-2010/2013-2014 CAPITAL IMPROVEMENTS PROGRAM

PROJECT TITLE: Prescott Substation Flood Protection	PROJECT CATEGORY: Electric
PROJECT NUMBER: 721002	COUNCIL DISTRICT # N/A
DIVISION: Utilities	DEPARTMENT: Electric Distribution

PROJECT BUDGET

REVENUE BREAKDOWN

REVENUE SOURCES					UTILITY FUND	TOTAL
PRIOR BDGTS						
PRIOR EXP						
BUDGET C/0						
2009-2010					86,000	86,000
2010-2011						
2011-2012						
2012-2013						
2013-2014						
BEYOND 2014						
TOTAL COST					86,000	86,000

EXPENDITURE BREAKDOWN

EXPENDITURE BREAKDOWN	ENGINEERING	TESTING	LAND ACQUISITION	CONSTRUCTION	OTHER	TOTAL
PRIOR BDGTS						
2009-2010					86,000	86,000
2010-2011						
2011-2012						
2012-2013						
2013-2014						
BEYOND 2014						
TOTAL COST					86,000	86,000

PROJECT SPECIFICATIONS

PROJECT DESCRIPTION: Contract ring levee to protect substation from Horseshoe Drainage Canal backwater flooding.			
PROJECT JUSTIFICATION: Prevent recurrence of flood damages to substation equipment.			
PROJECT PRIORITY:	A	EST TIME TO COMPLETE:	6 months
START DATE:		OPERATING BUDGET EFFECT:	
	X NONE		N/A SEE DETAIL

SHEET A 2009-2010/2013-2014 CAPITAL IMPROVEMENTS PROGRAM

PROJECT TITLE: 4E Feed Water Heater	PROJECT CATEGORY: Electric
PROJECT NUMBER: N/A	COUNCIL DISTRICT # N/A
DIVISION: Utilities	DEPARTMENT: Electric Production

PROJECT BUDGET

REVENUE BREAKDOWN

REVENUE SOURCES					UTILITY FUND	TOTAL
PRIOR BDGTS						
PRIOR EXP						
BUDGET C/0						
2009-2010						
2010-2011					220,000	220,000
2011-2012						
2012-2013						
2013-2014						
BEYOND 2014						
TOTAL COST					220,000	220,000

EXPENDITURE BREAKDOWN

EXPENDITURE BREAKDOWN	ENGINEERING	TESTING	LAND ACQUISITION	CONSTRUCTION	OTHER	TOTAL
PRIOR BDGTS						
2009-2010						
2010-2011	20,000			200,000		220,000
2011-2012						
2012-2013						
2013-2014						
BEYOND 2014						
TOTAL COST	20,000			200,000		220,000

PROJECT SPECIFICATIONS

PROJECT DESCRIPTION:

Retube or Replace 4E Feed Water Heater.

PROJECT JUSTIFICATION:

Heater is out of service due to tube leaks. Tubes are plugged to the limit of design. Efficiency of the unit is reduced by the age of the heater.

PROJECT PRIORITY:

A

START DATE:

EST TIME TO COMPLETE:

18 months

OPERATING BUDGET EFFECT:

 NONE N/A SEE DETAIL

****This Page Left Blank****

TABLE OF CONTENTS

	<u><i>WATER</i></u>	<u>PAGE</u>
759601	Water Well Improvement	4
750004	Replacement of Water Lines	5
750701	Generators	6
750802	Flow Meters @ Pump Stations	7
750803	Replace 36" Valve @ International Paper	8
750804	Leak Detection	9
750805	24" By Pass to Ground Storage	10
750806	Pump Station Monroe Street	11
750807	Paint Ground Storage Tank at Kisatchie	12
750901	Security Cameras - Water	13
750903	Water Wells @ Adams	14
750904	Replace Well #926	15
750905	Water Wells @ Betty St	16
750906	Replace Well #911	17
750908	Test & Collector Well @ Hamilton	18
750909	Replace 3 Ground Storage Tanks	19
751001	Water Well Reclamation	20
751002	SCADA System Upgrade	21
751003	Pump Station City Park	22

2009-2010

**COMBINED CAPITAL PROJECTS
SOURCES OF FUNDING SUMMARY**

WATER

PROJECT IDENTIFICATION	SALES TAXES	SALES TX BONDS 04	SALES TX BONDS 08	AD VAL TAX- 03	AD VAL TAX- 08	FEDERAL FUNDS	STATE FUNDS	UTILITY FUND	OTHER	TOTALS
24" By Pass to Ground Storage								(300,000)		(300,000)
Paint Ground Storage Tank at Kisatchie								80,240		80,240
Security Cameras - Water								(60,000)		(60,000)
Water Well Reclamation								2,000,000		2,000,000
SCADA System Upgrade								57,000		57,000
Pump Station City Park								50,000		50,000
Total Water	0	0	0	0	0	0	0	1,827,240	0	1,827,240

2009-2010
ENTERPRISE CAPITAL PROJECTS
FIVE YEAR CAPITAL PLAN

WATER

PROJ #	PROJECT IDENTIFICATION	BUDGET C/O	FISCAL YEAR					TOTAL 5 YEAR	BEYOND 2014	TOTAL COST
			09-10	10-11	11-12	12-13	13-14			
759601	Water Well Improvement	298,688						0	712,000	1,010,688
750004	Replace Water Lines	383,547						0	800,000	1,183,547
750701	Generators	68,616						0		68,616
750802	Flow Meters @ Pump Stations	20,000						0		20,000
750803	Replace 36" Valve @ IP	15,000						0		15,000
750804	Leak Detection @	149,390						0		149,390
750805	24" By Pass to Ground Storage	300,000	(300,000)					(300,000)		0
750806	Pump Station Monroe Street	70,000						0	450,000	520,000
750807	Paint Ground Storage Tank at Kisab	86,394	80,240					0		86,394
750901	Security Cameras - Water @	60,000	(60,000)					(60,000)		0
750903	Water Wells @ Adams @	88,000						0	712,000	800,000
750904	Replace Well #926 @	44,000						0	256,000	300,000
750905	Water Wells @ Betty St @	55,000						0	295,000	350,000
750906	Replace Well #911 @	55,000						0	350,000	405,000
750908	Test & Collector Well @ Hamilt @	30,000						0	2,000,000	2,030,000
750909	Replace 3 Ground Storage Tanks @	310,000						0	450,000	760,000
751001	Water Well Reclamation	0	2,000,000					2,000,000		2,000,000
751002	SCADA System Upgrade	0	57,000	300,000				357,000		357,000
751003	Pump Station City Park	0	50,000					50,000	500,000	550,000
Total Water		2,033,635	1,827,240	300,000	0	0	0	2,047,000	6,525,000	10,605,635

* Project Number to be Assigned

@ New or Revised Projects

Projects to be closed

SHEET A 2009-2010/2013-2014 CAPITAL IMPROVEMENTS PROGRAM

PROJECT TITLE: Water Well Improvements	PROJECT CATEGORY: Water
PROJECT NUMBER: 759601	COUNCIL DISTRICT # N/A
DIVISION: Utilities	DEPARTMENT: Water

PROJECT BUDGET

REVENUE BREAKDOWN

REVENUE SOURCES				REVENUE BONDS-'93	UTILITY FUND	TOTAL
PRIOR BDGTS				663,256	1,168,464	1,831,720
PRIOR EXP				663,256	869,776	1,533,032
BUDGET C/O				0	298,688	298,688
2009-2010						
2010-2011						
2011-2012						
2012-2013						
2013-2014						
BEYOND 2014					712,000	712,000
TOTAL COST				663,256	1,880,464	2,543,720

EXPENDITURE BREAKDOWN

EXPENDITURE BREAKDOWN	ENGINEERING	TESTING	LAND ACQUISITION	CONSTRUCTION	OTHER	TOTAL
PRIOR BDGTS	332,000	17,000	160,000	1,222,720	100,000	1,831,720
2009-2010						
2010-2011						
2011-2012						
2012-2013						
2013-2014						
BEYOND 2014	36,000	1,000	80,000	483,000	112,000	712,000
TOTAL COST	368,000	18,000	240,000	1,705,720	212,000	2,543,720

PROJECT SPECIFICATIONS

PROJECT DESCRIPTION:

Drill and install new water wells in City wellfields as needed, including 2 new wells in City's well field near LSU-A.

PROJECT JUSTIFICATION:

Wells needed to replace non-productive wells to keep the City at full capacity.

PROJECT PRIORITY:

B

START DATE: Ongoing

EST TIME TO COMPLETE:

As Needed

OPERATING BUDGET EFFECT:

 NONE

 X N/A

 SEE DETAIL

SHEET A 2009-2010/2013-2014 CAPITAL IMPROVEMENTS PROGRAM

PROJECT TITLE: Replacement of Water Lines	PROJECT CATEGORY: Water
PROJECT NUMBER: 750004	COUNCIL DISTRICT # N/A
DIVISION: Utilities	DEPARTMENT: Water

PROJECT BUDGET

REVENUE BREAKDOWN

REVENUE SOURCES					UTILITY FUND	TOTAL
PRIOR BDGTS					998,111	998,111
PRIOR EXP					614,564	614,564
BUDGET C/0					383,547	383,547
2009-2010						
2010-2011						
2011-2012						
2012-2013						
2013-2014						
BEYOND 2014					800,000	800,000
TOTAL COST					1,798,111	1,798,111

EXPENDITURE BREAKDOWN

EXPENDITURE BREAKDOWN	ENGINEERING	TESTING	LAND ACQUISITION	CONSTRUCTION	OTHER	TOTAL
PRIOR BDGTS	25,000			973,111		998,111
2009-2010						
2010-2011						
2011-2012						
2012-2013						
2013-2014						
BEYOND 2014				800,000		800,000
TOTAL COST	25,000			1,773,111		1,798,111

PROJECT SPECIFICATIONS

PROJECT DESCRIPTION: Replacement of worn and inadequate water lines.			
PROJECT JUSTIFICATION: Due to growth of the City and aging, water lines will be replaced as needed.			
PROJECT PRIORITY:	A		
START DATE:	Ongoing	EST TIME TO COMPLETE:	As needed
OPERATING BUDGET EFFECT:	<input type="checkbox"/> NONE	<input checked="" type="checkbox"/> N/A	<input type="checkbox"/> SEE DETAIL

CITY OF ALEXANDRIA

SHEET A 2009-2010/2013-2014 CAPITAL IMPROVEMENTS PROGRAM

PROJECT TITLE: Generators	PROJECT CATEGORY: Water
PROJECT NUMBER: 750701	COUNCIL DISTRICT # 2
DIVISION: Utilities	DEPARTMENT: Water

PROJECT BUDGET

REVENUE BREAKDOWN

REVENUE SOURCES					UTILITY FUND	TOTAL
PRIOR BDGTS					600,000	600,000
PRIOR EXP					531,384	531,384
BUDGET C/O					68,616	68,616
2009-2010						
2010-2011						
2011-2012						
2012-2013						
2013-2014						
BEYOND 2014						
TOTAL COST					600,000	600,000

EXPENDITURE BREAKDOWN

EXPENDITURE BREAKDOWN	ENGINEERING	TESTING	LAND ACQUISITION	CONSTRUCTION	OTHER	TOTAL
PRIOR BDGTS					600,000	600,000
2009-2010						
2010-2011						
2011-2012						
2012-2013						
2013-2014						
BEYOND 2014						
TOTAL COST					600,000	600,000

PROJECT SPECIFICATIONS

PROJECT DESCRIPTION:

Place 2 generators in Kisatchie Well Field.

PROJECT JUSTIFICATION:

Generators will be used for emergency power to pump water to the City in the event of electrical failure.

PROJECT PRIORITY:

A

START DATE: 2006

EST TIME TO COMPLETE:

1 Year

OPERATING BUDGET EFFECT:

 NONE X N/A SEE DETAIL

SHEET A 2009-2010/2013-2014 CAPITAL IMPROVEMENTS PROGRAM

PROJECT TITLE: Flow Meters at Pump Stations	PROJECT CATEGORY: Water
PROJECT NUMBER: 750802	COUNCIL DISTRICT # 2
DIVISION: Utilities	DEPARTMENT: Water

PROJECT BUDGET

REVENUE BREAKDOWN

REVENUE SOURCES					UTILITY FUND	TOTAL
PRIOR BDGTS					20,000	20,000
PRIOR EXP						
BUDGET C/0					20,000	20,000
2009-2010						
2010-2011						
2011-2012						
2012-2013						
2013-2014						
BEYOND 2014						
TOTAL COST					20,000	20,000

EXPENDITURE BREAKDOWN

EXPENDITURE BREAKDOWN	ENGINEERING	TESTING	LAND ACQUISITION	CONSTRUCTION	OTHER	TOTAL
PRIOR BDGTS	20,000					20,000
2009-2010						
2010-2011						
2011-2012						
2012-2013						
2013-2014						
BEYOND 2014						
TOTAL COST	20,000					20,000

PROJECT SPECIFICATIONS

PROJECT DESCRIPTION: Measure water production at well site.			
PROJECT JUSTIFICATION: Verify water volume produced by each well and to have better accounting of the percent of water loss to the system			
PROJECT PRIORITY:	A	EST TIME TO COMPLETE:	1 Year
START DATE:	2006	OPERATING BUDGET EFFECT:	
	<input type="checkbox"/> NONE	<input checked="" type="checkbox"/> N/A	<input type="checkbox"/> SEE DETAIL

SHEET A 2009-2010/2013-2014 CAPITAL IMPROVEMENTS PROGRAM

PROJECT TITLE: Replace 36" Valve at International Paper	PROJECT CATEGORY: Water
PROJECT NUMBER: 750803	COUNCIL DISTRICT # 2
DIVISION: Utilities	DEPARTMENT: Water

PROJECT BUDGET

REVENUE BREAKDOWN

REVENUE SOURCES					UTILITY FUND	TOTAL
PRIOR BDGTS					15,000	15,000
PRIOR EXP						
BUDGET C/0					15,000	15,000
2009-2010						
2010-2011						
2011-2012						
2012-2013						
2013-2014						
BEYOND 2014						
TOTAL COST					15,000	15,000

EXPENDITURE BREAKDOWN

EXPENDITURE BREAKDOWN	ENGINEERING	TESTING	LAND ACQUISITION	CONSTRUCTION	OTHER	TOTAL
PRIOR BDGTS					15,000	15,000
2009-2010						
2010-2011						
2011-2012						
2012-2013						
2013-2014						
BEYOND 2014						
TOTAL COST					15,000	15,000

PROJECT SPECIFICATIONS

PROJECT DESCRIPTION:

Replace 36" valve with a 16" valve at International Paper Standpipe.

PROJECT JUSTIFICATION:

Standpipe has been inoperative since 1968 due to engineering deficiencies. The 36" valve is too large and needs to be replaced with a 16" valve. This can be done with in-house labor.

PROJECT PRIORITY: A

START DATE: 2006

EST TIME TO COMPLETE: 1 Year

OPERATING BUDGET EFFECT:

NONE

N/A

SEE DETAIL

SHEET A 2009-2010/2013-2014 CAPITAL IMPROVEMENTS PROGRAM

PROJECT TITLE: Leak Detection		PROJECT CATEGORY: Water	
PROJECT NUMBER: 750804		COUNCIL DISTRICT # All	
DIVISION: Utilities		DEPARTMENT: Water	

PROJECT BUDGET**REVENUE BREAKDOWN**

REVENUE SOURCES					UTILITY FUND	TOTAL
PRIOR BDGTS					155,000	155,000
PRIOR EXP					5,610	5,610
BUDGET C/0					149,390	149,390
2009-2010						
2010-2011						
2011-2012						
2012-2013						
2013-2014						
BEYOND 2014						
TOTAL COST					155,000	155,000

EXPENDITURE BREAKDOWN

EXPENDITURE BREAKDOWN	ENGINEERING	TESTING	LAND ACQUISITION	CONSTRUCTION	OTHER	TOTAL
PRIOR BDGTS					155,000	155,000
2009-2010						
2010-2011						
2011-2012						
2012-2013						
2013-2014						
BEYOND 2014						
TOTAL COST					155,000	155,000

PROJECT SPECIFICATIONS**PROJECT DESCRIPTION:**

Leak detection on 12" water transmission line for ground storage to Hwy 165 South.

PROJECT JUSTIFICATION:

Water line is 40 years old and has had several leaks in the past. It is the main water supply for the City.

PROJECT PRIORITY:

A

START DATE: 2008**EST TIME TO COMPLETE:**

1 Year

OPERATING BUDGET EFFECT:
 NONE

 X N/A

 SEE DETAIL

SHEET A 2009-2010/2013-2014 CAPITAL IMPROVEMENTS PROGRAM

PROJECT TITLE: 24" By Pass to Ground Storage	PROJECT CATEGORY: Water
PROJECT NUMBER: 750805	COUNCIL DISTRICT # 2
DIVISION: Utilities	DEPARTMENT: Water

PROJECT BUDGET

REVENUE BREAKDOWN

REVENUE SOURCES					UTILITY FUND	TOTAL
PRIOR BDGTS					300,000	300,000
PRIOR EXP						
BUDGET C/0					300,000	300,000
2009-2010					(300,000)	(300,000)
2010-2011						
2011-2012						
2012-2013						
2013-2014						
BEYOND 2014						
TOTAL COST						

EXPENDITURE BREAKDOWN

EXPENDITURE BREAKDOWN	ENGINEERING	TESTING	LAND ACQUISITION	CONSTRUCTION	OTHER	TOTAL
PRIOR BDGTS	300,000					300,000
2009-2010	(300,000)					(300,000)
2010-2011						
2011-2012						
2012-2013						
2013-2014						
BEYOND 2014						
TOTAL COST						

PROJECT SPECIFICATIONS

PROJECT DESCRIPTION:

Construct 24" by-pass water feeder main from 42" feeder main to existing ground storage.

PROJECT JUSTIFICATION:

To provide by-pass water from to Kisatchie to the City during emergency situations.

PROJECT PRIORITY: A

START DATE: 2006

EST TIME TO COMPLETE: 2 Years

OPERATING BUDGET EFFECT:

NONE

N/A

SEE DETAIL

SHEET A 2009-2010/2013-2014 CAPITAL IMPROVEMENTS PROGRAM

PROJECT TITLE: Pump Station - Monroe Street	PROJECT CATEGORY: Water
PROJECT NUMBER: 750806	COUNCIL DISTRICT # N/A
DIVISION: Utilities	DEPARTMENT: Water

PROJECT BUDGET

REVENUE BREAKDOWN

REVENUE SOURCES					UTILITY FUND	TOTAL
PRIOR BDGTS					70,000	70,000
PRIOR EXP						
BUDGET C/0					70,000	70,000
2009-2010						
2010-2011						
2011-2012						
2012-2013						
2013-2014						
BEYOND 2014					450,000	450,000
TOTAL COST					520,000	520,000

EXPENDITURE BREAKDOWN

EXPENDITURE BREAKDOWN	ENGINEERING	TESTING	LAND ACQUISITION	CONSTRUCTION	OTHER	TOTAL
PRIOR BDGTS	70,000					70,000
2009-2010						
2010-2011						
2011-2012						
2012-2013						
2013-2014						
BEYOND 2014				450,000		450,000
TOTAL COST	70,000			450,000		520,000

PROJECT SPECIFICATIONS

PROJECT DESCRIPTION:

New pump station to be installed at Monroe Street Reservoir.

PROJECT JUSTIFICATION:

Existing station was designed in the 1940's and does not serve present needs vital for fire protection of hospital and downtown area.

PROJECT PRIORITY:

A

START DATE:

2005

EST TIME TO COMPLETE:

As needed

OPERATING BUDGET EFFECT:

 NONE

 N/A

 SEE DETAIL

SHEET A 2009-2010/2013-2014 CAPITAL IMPROVEMENTS PROGRAM

PROJECT TITLE: Paint Ground Storage Tank at Kisatchie	PROJECT CATEGORY: Water
PROJECT NUMBER: 750807	COUNCIL DISTRICT # N/A
DIVISION: Utilities	DEPARTMENT: Water

PROJECT BUDGET

REVENUE BREAKDOWN

REVENUE SOURCES					UTILITY FUND	TOTAL
PRIOR BDGTS					439,200	439,200
PRIOR EXP					352,806	352,806
BUDGET C/0					86,394	86,394
2009-2010					80,240	80,240
2010-2011						
2011-2012						
2012-2013						
2013-2014						
BEYOND 2014						
TOTAL COST					519,440	519,440

EXPENDITURE BREAKDOWN

EXPENDITURE BREAKDOWN	ENGINEERING	TESTING	LAND ACQUISITION	CONSTRUCTION	OTHER	TOTAL
PRIOR BDGTS					439,200	439,200
2009-2010					80,240	80,240
2010-2011						
2011-2012						
2012-2013						
2013-2014						
BEYOND 2014						
TOTAL COST					519,440	519,440

PROJECT SPECIFICATIONS

PROJECT DESCRIPTION: Painting the exterior of Rosalino Water Tank.			
PROJECT JUSTIFICATION: Deteriorization of existing tank.			
PROJECT PRIORITY:	A	EST TIME TO COMPLETE:	As needed
START DATE:	2008	OPERATING BUDGET EFFECT:	SEE DETAIL
	<input type="checkbox"/> NONE	<input checked="" type="checkbox"/> N/A	

SHEET A 2009-2010/2013-2014 CAPITAL IMPROVEMENTS PROGRAM

PROJECT TITLE: Security Cameras - Water	PROJECT CATEGORY: Water
PROJECT NUMBER: 750901	COUNCIL DISTRICT # 2
DIVISION: Utilities	DEPARTMENT: Water

PROJECT BUDGET**REVENUE BREAKDOWN**

REVENUE SOURCES					UTILITY FUND	TOTAL
PRIOR BDGTS					60,000	60,000
PRIOR EXP						
BUDGET C/0					60,000	60,000
2009-2010					(60,000)	(60,000)
2010-2011						
2011-2012						
2012-2013						
2013-2014						
BEYOND 2014						
TOTAL COST						

EXPENDITURE BREAKDOWN

EXPENDITURE BREAKDOWN	ENGINEERING	TESTING	LAND ACQUISITION	CONSTRUCTION	OTHER	TOTAL
PRIOR BDGTS	60,000					60,000
2009-2010	(60,000)					(60,000)
2010-2011						
2011-2012						
2012-2013						
2013-2014						
BEYOND 2014						
TOTAL COST						

PROJECT SPECIFICATIONS**PROJECT DESCRIPTION:**

Security cameras at Water Department facilities.

PROJECT JUSTIFICATION:

Facilities have expensive equipment and/or hazardous materials stored. Some of these sites are in remote areas.

PROJECT PRIORITY:

A

START DATE: 2006**EST TIME TO COMPLETE:**

2 Years

OPERATING BUDGET EFFECT: NONE N/A SEE DETAIL

SHEET A 2009-2010/2013-2014 CAPITAL IMPROVEMENTS PROGRAM

PROJECT TITLE: Water Wells @ Adams Station	PROJECT CATEGORY: Water
PROJECT NUMBER: 750903	COUNCIL DISTRICT # 2
DIVISION: Utilities	DEPARTMENT: Water

PROJECT BUDGET

REVENUE BREAKDOWN

REVENUE SOURCES					UTILITY FUND	TOTAL
PRIOR BDGTS					88,000	88,000
PRIOR EXP						
BUDGET C/0					88,000	88,000
2009-2010						
2010-2011						
2011-2012						
2012-2013						
2013-2014						
BEYOND 2014					712,000	712,000
TOTAL COST					800,000	800,000

EXPENDITURE BREAKDOWN

EXPENDITURE BREAKDOWN	ENGINEERING	TESTING	LAND ACQUISITION	CONSTRUCTION	OTHER	TOTAL
PRIOR BDGTS				88,000		88,000
2009-2010						
2010-2011						
2011-2012						
2012-2013						
2013-2014						
BEYOND 2014				712,000		712,000
TOTAL COST				800,000		800,000

PROJECT SPECIFICATIONS

PROJECT DESCRIPTION: Drill 2 wells at Adams Station.			
PROJECT JUSTIFICATION: Increase water production inside the City.			
PROJECT PRIORITY:	A	EST TIME TO COMPLETE:	1 Year
START DATE:	2006	OPERATING BUDGET EFFECT:	
	<input type="checkbox"/> NONE	<input checked="" type="checkbox"/> N/A	<input type="checkbox"/> SEE DETAIL

CITY OF ALEXANDRIA

SHEET A 2009-2010/2013-2014 CAPITAL IMPROVEMENTS PROGRAM

PROJECT TITLE: Replace Well #926	PROJECT CATEGORY: Water
PROJECT NUMBER: 750904	COUNCIL DISTRICT # 2
DIVISION: Utilities	DEPARTMENT: Water

PROJECT BUDGET

REVENUE BREAKDOWN

REVENUE SOURCES					UTILITY FUND	TOTAL
PRIOR BDGTS					44,000	44,000
PRIOR EXP						
BUDGET C/0					44,000	44,000
2009-2010						
2010-2011						
2011-2012						
2012-2013						
2013-2014						
BEYOND 2014					256,000	256,000
TOTAL COST					300,000	300,000

EXPENDITURE BREAKDOWN

EXPENDITURE BREAKDOWN	ENGINEERING	TESTING	LAND ACQUISITION	CONSTRUCTION	OTHER	TOTAL
PRIOR BDGTS	44,000					44,000
2009-2010						
2010-2011						
2011-2012						
2012-2013						
2013-2014						
BEYOND 2014				256,000		256,000
TOTAL COST	44,000			256,000		300,000

PROJECT SPECIFICATIONS

PROJECT DESCRIPTION: Replace Well #926 in Kisatchie Well Field.			
PROJECT JUSTIFICATION: Continue well field construction in Kisatchie National Forest.			
PROJECT PRIORITY:	A	EST TIME TO COMPLETE:	1 Year
START DATE:	2006	OPERATING BUDGET EFFECT:	
	NONE	X N/A	SEE DETAIL

SHEET A 2009-2010/2013-2014 CAPITAL IMPROVEMENTS PROGRAM

PROJECT TITLE: Water Well at Betty Street	PROJECT CATEGORY: Water
PROJECT NUMBER: 750905	COUNCIL DISTRICT # 2
DIVISION: Utilities	DEPARTMENT: Water

PROJECT BUDGET

REVENUE BREAKDOWN

REVENUE SOURCES					UTILITY FUND	TOTAL
PRIOR BDGTS					55,000	55,000
PRIOR EXP						
BUDGET C/0					55,000	55,000
2009-2010						
2010-2011						
2011-2012						
2012-2013						
2013-2014						
BEYOND 2014					295,000	295,000
TOTAL COST					350,000	350,000

EXPENDITURE BREAKDOWN

EXPENDITURE BREAKDOWN	ENGINEERING	TESTING	LAND ACQUISITION	CONSTRUCTION	OTHER	TOTAL
PRIOR BDGTS	55,000					55,000
2009-2010						
2010-2011						
2011-2012						
2012-2013						
2013-2014						
BEYOND 2014				295,000		295,000
TOTAL COST	55,000			295,000		350,000

PROJECT SPECIFICATIONS

PROJECT DESCRIPTION: Drill water well at Betty Street.			
PROJECT JUSTIFICATION: Increase water production inside the City.			
PROJECT PRIORITY:	A	EST TIME TO COMPLETE:	1 Year
START DATE:	2006	OPERATING BUDGET EFFECT:	
	<input type="checkbox"/> NONE	<input checked="" type="checkbox"/> N/A	<input type="checkbox"/> SEE DETAIL

SHEET A 2009-2010/2013-2014 CAPITAL IMPROVEMENTS PROGRAM

PROJECT TITLE: Replace Well #911	PROJECT CATEGORY: Water
PROJECT NUMBER: 750906	COUNCIL DISTRICT # 2
DIVISION: Utilities	DEPARTMENT: Water

PROJECT BUDGET

REVENUE BREAKDOWN

REVENUE SOURCES					UTILITY FUND	TOTAL
PRIOR BDGTS					55,000	55,000
PRIOR EXP						
BUDGET C/0					55,000	55,000
2009-2010						
2010-2011						
2011-2012						
2012-2013						
2013-2014						
BEYOND 2014					350,000	350,000
TOTAL COST					405,000	405,000

EXPENDITURE BREAKDOWN

EXPENDITURE BREAKDOWN	ENGINEERING	TESTING	LAND ACQUISITION	CONSTRUCTION	OTHER	TOTAL
PRIOR BDGTS	55,000					55,000
2009-2010						
2010-2011						
2011-2012						
2012-2013						
2013-2014						
BEYOND 2014				350,000		350,000
TOTAL COST	55,000			350,000		405,000

PROJECT SPECIFICATIONS

PROJECT DESCRIPTION: Replace Well #911 in Kisatchie Well Field.			
PROJECT JUSTIFICATION: Continue well field construction in Kisatchie National Forest.			
PROJECT PRIORITY:	A	EST TIME TO COMPLETE:	1 Year
START DATE:	2006	OPERATING BUDGET EFFECT:	
	<input type="checkbox"/> NONE	<input checked="" type="checkbox"/> N/A	<input type="checkbox"/> SEE DETAIL

SHEET A 2009-2010/2013-2014 CAPITAL IMPROVEMENTS PROGRAM

PROJECT TITLE: Test & Collector Wells @ Hamilton	PROJECT CATEGORY: Water
PROJECT NUMBER: 750908	COUNCIL DISTRICT # 2
DIVISION: Utilities	DEPARTMENT: Water

PROJECT BUDGET

REVENUE BREAKDOWN

REVENUE SOURCES					UTILITY FUND	TOTAL
PRIOR BDGTS					30,000	30,000
PRIOR EXP						
BUDGET C/0					30,000	30,000
2009-2010						
2010-2011						
2011-2012						
2012-2013						
2013-2014						
BEYOND 2014					2,000,000	2,000,000
TOTAL COST					2,030,000	2,030,000

EXPENDITURE BREAKDOWN

EXPENDITURE BREAKDOWN	ENGINEERING	TESTING	LAND ACQUISITION	CONSTRUCTION	OTHER	TOTAL
PRIOR BDGTS	30,000					30,000
2009-2010						
2010-2011						
2011-2012						
2012-2013						
2013-2014						
BEYOND 2014				2,000,000		2,000,000
TOTAL COST	30,000			2,000,000		2,030,000

PROJECT SPECIFICATIONS

PROJECT DESCRIPTION:

Existing 2 million gallon storage tank built in 1992 needs water wells to fill and operate properly.

PROJECT JUSTIFICATION:

A collector well may be a good alternative to the estimated \$35 million to \$50 million Treatment Plant.

PROJECT PRIORITY: A

START DATE:

EST TIME TO COMPLETE:

OPERATING BUDGET EFFECT:

NONE

X N/A

SEE DETAIL

SHEET A 2009-2010/2013-2014 CAPITAL IMPROVEMENTS PROGRAM

PROJECT TITLE: Replace 3 100,000 Gallon Ground Storage Tanks	PROJECT CATEGORY: Water
PROJECT NUMBER: 750909	COUNCIL DISTRICT # 2
DIVISION: Utilities	DEPARTMENT: Water

PROJECT BUDGET

REVENUE BREAKDOWN

REVENUE SOURCES					UTILITY FUND	TOTAL
PRIOR BDGTS					310,000	310,000
PRIOR EXP						
BUDGET C/0					310,000	310,000
2009-2010						
2010-2011						
2011-2012						
2012-2013						
2013-2014						
BEYOND 2014					450,000	450,000
TOTAL COST					760,000	760,000

EXPENDITURE BREAKDOWN

EXPENDITURE BREAKDOWN	ENGINEERING	TESTING	LAND ACQUISITION	CONSTRUCTION	OTHER	TOTAL
PRIOR BDGTS	310,000					310,000
2009-2010						
2010-2011						
2011-2012						
2012-2013						
2013-2014						
BEYOND 2014				450,000		450,000
TOTAL COST	310,000			450,000		760,000

PROJECT SPECIFICATIONS

PROJECT DESCRIPTION:

Replace tanks for Well #1357, Well #823, and Well #1343. These are located at Sterkx Road, Broadway Avenue, and Hwy 28 West.

PROJECT JUSTIFICATION:

Air is present in #1357 and #823. Methane gas is present in #1343, which produces 1 million gallons per day. Tanks are necessary to dissipate the air and methane gas.

PROJECT PRIORITY:

A

START DATE:

EST TIME TO COMPLETE:

OPERATING BUDGET EFFECT:

 NONE

 X N/A

 SEE DETAIL

SHEET A 2009-2010/2013-2014 CAPITAL IMPROVEMENTS PROGRAM

PROJECT TITLE: Water Well Reclamation	PROJECT CATEGORY: Water
PROJECT NUMBER: 751001	COUNCIL DISTRICT # 2
DIVISION: Utilities	DEPARTMENT: Water

PROJECT BUDGET

REVENUE BREAKDOWN

REVENUE SOURCES					UTILITY FUND	TOTAL
PRIOR BDGTS						
PRIOR EXP						
BUDGET C/0						
2009-2010					2,000,000	2,000,000
2010-2011						
2011-2012						
2012-2013						
2013-2014						
BEYOND 2014						
TOTAL COST					2,000,000	2,000,000

EXPENDITURE BREAKDOWN

EXPENDITURE BREAKDOWN	ENGINEERING	TESTING	LAND ACQUISITION	CONSTRUCTION	OTHER	TOTAL
PRIOR BDGTS						
2009-2010	200,000			1,800,000		2,000,000
2010-2011						
2011-2012						
2012-2013						
2013-2014						
BEYOND 2014						
TOTAL COST	200,000			1,800,000		2,000,000

PROJECT SPECIFICATIONS

PROJECT DESCRIPTION:

Reclaim abandoned water well within the City's corporate limits.

PROJECT JUSTIFICATION:

Increasing water production inside the City would reduce dependency on the Kisatchie Well Field in time of emergency.

PROJECT PRIORITY: A

START DATE: 2008

EST TIME TO COMPLETE: 1 Year

OPERATING BUDGET EFFECT:

NONE

N/A

SEE DETAIL

SHEET A 2009-2010/2013-2014 CAPITAL IMPROVEMENTS PROGRAM

PROJECT TITLE: SCADA System Upgrade	PROJECT CATEGORY: Water
PROJECT NUMBER: 751002	COUNCIL DISTRICT # N/A
DIVISION: Utilities	DEPARTMENT: Water

PROJECT BUDGET

REVENUE BREAKDOWN

REVENUE SOURCES					UTILITY FUND	TOTAL
PRIOR BDGTS						
PRIOR EXP						
BUDGET C/0						
2009-2010					57,000	57,000
2010-2011					300,000	300,000
2011-2012						
2012-2013						
2013-2014						
BEYOND 2014						
TOTAL COST					357,000	357,000

EXPENDITURE BREAKDOWN

EXPENDITURE BREAKDOWN	ENGINEERING	TESTING	LAND ACQUISITION	CONSTRUCTION	OTHER	TOTAL
PRIOR BDGTS						
2009-2010					57,000	57,000
2010-2011					300,000	300,000
2011-2012						
2012-2013						
2013-2014						
BEYOND 2014						
TOTAL COST					357,000	357,000

PROJECT SPECIFICATIONS

PROJECT DESCRIPTION:

Replacing existing outdated SCADA system.

PROJECT JUSTIFICATION:

PROJECT PRIORITY:

A

START DATE:

2008

EST TIME TO COMPLETE:

As needed

OPERATING BUDGET EFFECT:

 NONE

 N/A

 SEE DETAIL

SHEET A 2009-2010/2013-2014 CAPITAL IMPROVEMENTS PROGRAM

PROJECT TITLE: Replace Pump Station - City Park	PROJECT CATEGORY: Water
PROJECT NUMBER: 751003	COUNCIL DISTRICT # N/A
DIVISION: Utilities	DEPARTMENT: Water

PROJECT BUDGET

REVENUE BREAKDOWN

REVENUE SOURCES					UTILITY FUND	TOTAL
PRIOR BDGTS						
PRIOR EXP						
BUDGET C/0						
2009-2010					50,000	50,000
2010-2011						
2011-2012						
2012-2013						
2013-2014						
BEYOND 2014					500,000	500,000
TOTAL COST					550,000	550,000

EXPENDITURE BREAKDOWN

EXPENDITURE BREAKDOWN	ENGINEERING	TESTING	LAND ACQUISITION	CONSTRUCTION	OTHER	TOTAL
PRIOR BDGTS						
2009-2010	50,000					50,000
2010-2011						
2011-2012						
2012-2013						
2013-2014						
BEYOND 2014				500,000		500,000
TOTAL COST	50,000			500,000		550,000

PROJECT SPECIFICATIONS

PROJECT DESCRIPTION:

Construction of new pump station at City Park site and removal of existing station upon completion.

PROJECT JUSTIFICATION:

Existing station was designed in the 1930's and does not meet existing pump requirements, equipment is outdated.

PROJECT PRIORITY: A

START DATE: 2005

EST TIME TO COMPLETE:

As needed

OPERATING BUDGET EFFECT:

NONE

N/A

SEE DETAIL

TABLE OF CONTENTS

	<u><i>GAS</i></u>		<u><i>PAGE</i></u>
780901	Gas/Water Replacement-Martin Park	4

2009-2010

**COMBINED CAPITAL PROJECTS
SOURCES OF FUNDING SUMMARY**

GAS

PROJECT IDENTIFICATION	SALES TAXES	SALES TX BONDS 04	SALES TX BONDS 08	AD VAL TAX- 03	AD VAL TAX- 08	FEDERAL FUNDS	STATE FUNDS	UTILITY FUND	OTHER	TOTALS
Total Gas	0	0	0	0	0	0	0	0	0	0

2009-2010

ENTERPRISE CAPITAL PROJECTS
FIVE YEAR CAPITAL PLAN

GAS

PROJ #	PROJECT IDENTIFICATION	BUDGET C/O	FISCAL YEAR					TOTAL 5 YEAR	BEYOND 2014	TOTAL COST
			09-10	10-11	11-12	12-13	13-14			
780901	Gas/Water Replacement-Martin F@	160,000		250,250	500,000			750,250		910,250
	Total Gas	160,000	0	250,250	500,000	0	0	750,250	0	910,250

- * Project Number to be Assigned
- @ New or Revised Projects
- Projects to be closed

SHEET A 2009-2010/2013-2014 CAPITAL IMPROVEMENTS PROGRAM

PROJECT TITLE: Gas/Water Replacement-Martin Park Subdivision	PROJECT CATEGORY: Gas
PROJECT NUMBER: 780901	COUNCIL DISTRICT #
DIVISION: Utilities	DEPARTMENT: Gas

PROJECT BUDGET

REVENUE BREAKDOWN

REVENUE SOURCES					UTILITY FUND	TOTAL
PRIOR BDGTS					160,000	160,000
PRIOR EXP						
BUDGET C/O					160,000	160,000
2009-2010						
2010-2011					250,250	250,250
2011-2012					500,000	500,000
2012-2013						
2013-2014						
BEYOND 2014						
TOTAL COST					910,250	910,250

EXPENDITURE BREAKDOWN

EXPENDITURE BREAKDOWN	ENGINEERING	TESTING	LAND ACQUISITION	CONSTRUCTION	OTHER	TOTAL
PRIOR BDGTS	134,750	18,000	7,250			160,000
2009-2010						
2010-2011				250,250		250,250
2011-2012				500,000		500,000
2012-2013						
2013-2014						
BEYOND 2014						
TOTAL COST	134,750	18,000	7,250	750,250		910,250

PROJECT DESCRIPTION:

Replacement and reconstruction of Martin Park Subdivision, Zone 21 gas distribution system for the area from Horseshoe Drive to Spencer Street and from Manor Drive to Mansour Avenue. This project will include a gas regulator station, 2" through 4" mains and new service lines and assemblies.

PROJECT JUSTIFICATION:

The existing gas lines in this area are antiquated and leak prone causing a very hazardous situation. This work will upgrade the area's gas system and reduce the probability of hazardous gas problems.

PROJECT PRIORITY: A

START DATE: 2005

EST TIME TO COMPLETE:

22 months

OPERATING BUDGET EFFECT:

NONE

N/A

SEE DETAIL

O. WASTEWATER

TABLE OF CONTENTS

		<u>WASTEWATER</u>	<u>PAGE</u>
818901	Sewer Line Rehab		4
810402	Hwy 28 West Pumping Station & Gravity Sewe		5
810602	Sewer Trunk Main Hwy 1		6
810701	Reconstruct Baffle Walls		7
810702	Ramada Inn Force Main		8
810703	Odor Emissions Reduction		9
810801	Main Dist Panel Replacement at Treatment Plai		10
810802	SCADA System Upgrade		11
810803	St. Mary's Bar Screen		12
810804	Hwy 1 North Sewer Ext		13
810805	Stand By Power-Headwork/Admin		14
810806	Wastewater Improvements-Versailles Ext		15
810807	Robin Road Sewer Improvements		16
810808	Azalea Lane Sewer Extension		17
810901	Shirley Park Lift Station		18
810902	England Air Park Lift Station		19
810903	Control Panel Upgrades		20
810904	Collection/Treatment Painting		21
810905	Influent Flow Meter Vault		22
*	Atwood Station Odor Control		23
*	Treatment Plant Drainage		24
*	Lift Station Stand by Power		25
*	Samtown Lift Station		26

2009-2010

**COMBINED CAPITAL PROJECTS
SOURCES OF FUNDING SUMMARY**

WASTEWATER

PROJECT IDENTIFICATION	SALES TAXES	SALES TX BONDS 04	SALES TX BONDS 08	AD VAL TAX- 03	AD VAL TAX- 08	FEDERAL FUNDS	STATE FUNDS	UTILITY FUND	OTHER	TOTALS
Sewer Line Rehab								250,000		250,000
Hwy 28 W Pumping Station								200,000		200,000
Wastewater Imp - Versailles Ext								533,000		533,000
Total Wastewater	0	0	0	0	0	0	0	983,000	0	983,000

2009-2010
ENTERPRISE CAPITAL PROJECTS
FIVE YEAR CAPITAL PLAN

WASTEWATER

PROJ #	PROJECT IDENTIFICATION	BUDGET C/O	FISCAL YEAR					TOTAL 5 YEAR	BEYOND 2014	TOTAL COST
			09-10	10-11	11-12	12-13	13-14			
818901	Sewer Line Rehab & Replacemer	361,392	250,000	750,000				1,000,000		1,361,392
810402	Hwy 28 W Pumping Station	4,766,928	200,000					200,000	4,544,000	9,510,928
810602	Sewer Trunk Main Hwy 1	40,000						0		40,000
810701	Reconstruct Baffle Walls	155,000						0	75,000	230,000
810702	Ramada Inn Force Main	89,500						0		89,500
810703	Odor Emissions Reduction	129,739						0		129,739
810801	Main Dist Panel Replacement	4,811						0		4,811
810802	SCADA System Upgrade	150,000						0	120,000	270,000
810803	St. Mary's Bar Screen	196,122						0		196,122
810804	Hwy 1 North Sewer Ext	176,542						0		176,542
810805	Stand By Power-Headwork/Admi	218,503						0		218,503
810806	Wastewater Imp - Versailles Ext @	1,054,981	533,000					533,000		1,587,981
810807	Robin Road Sewer Improvement:@	561,870						0		561,870
810808	Azalea Lane Sewer Extension @	272,724						0		272,724
810901	Shirley Park Lift Station @	23,550		211,450				211,450		235,000
810902	England Air Park Lift Station @	60,000		226,500				226,500		286,500
810903	Control Panel Upgrades @	60,000		299,200				299,200		359,200
810904	Collection/Treatment Painting @	75,000		715,000				715,000		790,000
810905	Influent Flow Meter Vault @	35,000		163,000				163,000		198,000
*	Atwood Station Odor Control	0				95,000		95,000		95,000
*	Treatment Plant Drainage	0				465,000		465,000		465,000
*	Lift Station Stand by Power	0				256,400		256,400		256,400
*	Samtown Lift Station	0				1,271,000		1,271,000		1,271,000
Total Wastewater		8,431,662	983,000	2,365,150	0	2,087,400	0	5,435,550	4,739,000	18,606,212

* Project Number to be Assigned

@ New or Revised Projects

Projects to be closed

SHEET A 2009-2010/2013-2014 CAPITAL IMPROVEMENTS PROGRAM

PROJECT TITLE: Sewer Line Rehabilitation	PROJECT CATEGORY: Wastewater
PROJECT NUMBER: 818901	COUNCIL DISTRICT # N/A
DIVISION: Utilities	DEPARTMENT: Wastewater

PROJECT BUDGET

REVENUE BREAKDOWN

REVENUE SOURCES					UTILITY FUND	TOTAL
PRIOR BDGTS					6,942,766	6,942,766
PRIOR EXP					6,581,374	6,581,374
BUDGET C/0					361,392	361,392
2009-2010					250,000	250,000
2010-2011					750,000	750,000
2011-2012						
2012-2013						
2013-2014						
BEYOND 2014						
TOTAL COST					7,942,766	7,942,766

EXPENDITURE BREAKDOWN

EXPENDITURE BREAKDOWN	ENGINEERING	TESTING	LAND ACQUISITION	CONSTRUCTION	OTHER	TOTAL
PRIOR BDGTS	740,000			6,202,766		6,942,766
2009-2010				250,000		250,000
2010-2011				750,000		750,000
2011-2012						
2012-2013						
2013-2014						
BEYOND 2014						
TOTAL COST	740,000			7,202,766		7,942,766

PROJECT SPECIFICATIONS

PROJECT DESCRIPTION: Sewer line rehabilitation.			
PROJECT JUSTIFICATION: Repair, reline or replace deteriorated mains, manholes and services that are identified as causing excess infiltration and inflow into the collection system. This project addresses our entire collection system. Increased cost are to ensure EPA compliance in coming years. We have received correspondence for the EPA urging the reimplemention of this program.			
PROJECT PRIORITY:	A	EST TIME TO COMPLETE:	As Needed
START DATE:	On Going		
OPERATING BUDGET EFFECT:	X NONE	N/A	SEE DETAIL

SHEET A 2009-2010/2013-2014 CAPITAL IMPROVEMENTS PROGRAM

PROJECT TITLE: Hwy 28 West Pumping Station & Gravity Sewer	PROJECT CATEGORY: Wastewater
PROJECT NUMBER: 810402	COUNCIL DISTRICT # 2
DIVISION: Utilities	DEPARTMENT: Wastewater

PROJECT BUDGET**REVENUE BREAKDOWN**

REVENUE SOURCES	UTILITY FUND	REVENUE BONDS-2004	COI 2003	TOTAL
PRIOR BDGTS		10,293,910	168,690	10,462,600
PRIOR EXP		5,526,982	168,690	5,695,672
BUDGET C/0		4,766,928	0	4,766,928
2009-2010	200,000			200,000
2010-2011				
2011-2012				
2012-2013				
2013-2014				
BEYOND 2014	4,544,000			4,544,000
TOTAL COST	4,744,000	10,293,910	168,690	15,206,600

EXPENDITURE BREAKDOWN

EXPENDITURE BREAKDOWN	ENGINEERING	TESTING	LAND ACQUISITION	CONSTRUCTION	OTHER	TOTAL
PRIOR BDGTS	1,012,290	50,000	180,000	9,220,310		10,462,600
2009-2010				200,000		200,000
2010-2011						
2011-2012						
2012-2013						
2013-2014						
BEYOND 2014				4,544,000		4,544,000
TOTAL COST	1,012,290	50,000	180,000	13,964,310		15,206,600

PROJECT SPECIFICATIONS**PROJECT DESCRIPTION:**

Construction of Major Pumping Station, Force Main, and Gravity Sewer.

PROJECT JUSTIFICATION:

This project will eliminate 7 smaller lift stations and will also relieve the overloading of Charles Park Lift Station. This is also a vital part of the West Alexandria Wastewater Treatment Plant Study. This will also facilitate the development along Versailles Boulevard when it is extended.

PROJECT PRIORITY:

A

START DATE:

2006

EST TIME TO COMPLETE:

12-18 months

OPERATING BUDGET EFFECT:
 NONE

 X N/A

 SEE DETAIL

SHEET A 2009-2010/2013-2014 CAPITAL IMPROVEMENTS PROGRAM

PROJECT TITLE: Sewer Trunk Main Hwy 1	PROJECT CATEGORY: Wastewater
PROJECT NUMBER: 810602	COUNCIL DISTRICT # 2
DIVISION: Utilities	DEPARTMENT: Wastewater

PROJECT BUDGET

REVENUE BREAKDOWN

REVENUE SOURCES					UTILITY FUND	TOTAL
PRIOR BDGTS					40,000	40,000
PRIOR EXP						
BUDGET C/0					40,000	40,000
2009-2010						
2010-2011						
2011-2012						
2012-2013						
2013-2014						
BEYOND 2014						
TOTAL COST					40,000	40,000

EXPENDITURE BREAKDOWN

EXPENDITURE BREAKDOWN	ENGINEERING	TESTING	LAND ACQUISITION	CONSTRUCTION	OTHER	TOTAL
PRIOR BDGTS				40,000		40,000
2009-2010						
2010-2011						
2011-2012						
2012-2013						
2013-2014						
BEYOND 2014						
TOTAL COST				40,000		40,000

PROJECT SPECIFICATIONS

PROJECT DESCRIPTION:

Construction of a 12" Gravity Sewer Interceptor along LA Highway 1.

PROJECT JUSTIFICATION:

This line will service properties along LA 1 from Enterprise Road to Port Road as development occurs.

PROJECT PRIORITY: A

START DATE: 2006

EST TIME TO COMPLETE: 6 months

OPERATING BUDGET EFFECT:

NONE

N/A

SEE DETAIL

SHEET A 2009-2010/2013-2014 CAPITAL IMPROVEMENTS PROGRAM

PROJECT TITLE: Reconstruct Baffle Walls at Treatment Plant	PROJECT CATEGORY: Wastewater
PROJECT NUMBER: 810701	COUNCIL DISTRICT # 2
DIVISION: Utilities	DEPARTMENT: Wastewater

PROJECT BUDGET

REVENUE BREAKDOWN

REVENUE SOURCES					UTILITY FUND	TOTAL
PRIOR BDGTS					155,000	155,000
PRIOR EXP						
BUDGET C/O					155,000	155,000
2009-2010						
2010-2011						
2011-2012						
2012-2013						
2013-2014						
BEYOND 2014					75,000	75,000
TOTAL COST					230,000	230,000

EXPENDITURE BREAKDOWN

EXPENDITURE BREAKDOWN	ENGINEERING	TESTING	LAND ACQUISITION	CONSTRUCTION	OTHER	TOTAL
PRIOR BDGTS	25,000	500		129,500		155,000
2009-2010						
2010-2011						
2011-2012						
2012-2013						
2013-2014						
BEYOND 2014				75,000		75,000
TOTAL COST	25,000	500		204,500		230,000

PROJECT SPECIFICATIONS

PROJECT DESCRIPTION:

Installation of floating baffle wall system in secondary lagoons at the Wastewater Treatment Plant.

PROJECT JUSTIFICATION:

Existing baffle walls are made of creosote timbers and pilings. They are severely deteriorated and are in need of replacement.

PROJECT PRIORITY:

B

START DATE: 2004

EST TIME TO COMPLETE:

6 months

OPERATING BUDGET EFFECT:

 NONE

 X N/A

 SEE DETAIL

SHEET A 2009-2010/2013-2014 CAPITAL IMPROVEMENTS PROGRAM

PROJECT TITLE: Ramada Inn Force Main Replacement	PROJECT CATEGORY: Wastewater
PROJECT NUMBER: 810702	COUNCIL DISTRICT # 2
DIVISION: Utilities	DEPARTMENT: Wastewater

PROJECT BUDGET

REVENUE BREAKDOWN

REVENUE SOURCES					UTILITY FUND	TOTAL
PRIOR BDGTS					89,500	89,500
PRIOR EXP						
BUDGET C/0					89,500	89,500
2009-2010						
2010-2011						
2011-2012						
2012-2013						
2013-2014						
BEYOND 2014						
TOTAL COST					89,500	89,500

EXPENDITURE BREAKDOWN

EXPENDITURE BREAKDOWN	ENGINEERING	TESTING	LAND ACQUISITION	CONSTRUCTION	OTHER	TOTAL
PRIOR BDGTS	8,000	1,500		80,000		89,500
2009-2010						
2010-2011						
2011-2012						
2012-2013						
2013-2014						
BEYOND 2014						
TOTAL COST	8,000	1,500		80,000		89,500

PROJECT SPECIFICATIONS

PROJECT DESCRIPTION:

Replacement of approximately 2500' of 6" force main that serves the Ramada Inn Lift Station.

PROJECT JUSTIFICATION:

Existing force main has had numerous failures and is in need of replacement.

PROJECT PRIORITY:

B

START DATE: 2005

EST TIME TO COMPLETE:

2 months

OPERATING BUDGET EFFECT:

NONE

N/A

SEE DETAIL

SHEET A 2009-2010/2013-2014 CAPITAL IMPROVEMENTS PROGRAM

PROJECT TITLE: Odor Emissions Reduction at Treatment Plant	PROJECT CATEGORY: Wastewater
PROJECT NUMBER: 810703	COUNCIL DISTRICT # 2
DIVISION: Utilities	DEPARTMENT: Wastewater

PROJECT BUDGET

REVENUE BREAKDOWN

REVENUE SOURCES					UTILITY FUND	TOTAL
PRIOR BDGTS					936,800	936,800
PRIOR EXP					807,061	807,061
BUDGET C/0					129,739	129,739
2009-2010						
2010-2011						
2011-2012						
2012-2013						
2013-2014						
BEYOND 2014						
TOTAL COST					936,800	936,800

EXPENDITURE BREAKDOWN

EXPENDITURE BREAKDOWN	ENGINEERING	TESTING	LAND ACQUISITION	CONSTRUCTION	OTHER	TOTAL
PRIOR BDGTS	80,000	1,500		855,300		936,800
2009-2010						
2010-2011						
2011-2012						
2012-2013						
2013-2014						
BEYOND 2014						
TOTAL COST	80,000	1,500		855,300		936,800

PROJECT SPECIFICATIONS

PROJECT DESCRIPTION:

Construction of odor control process to reduce and/or eliminate odors emitted from Treatment Plant.

PROJECT JUSTIFICATION:

During certain times of the year, significant odors are emitted from the Treatment Plant raising numerous complaints from neighbors.

PROJECT PRIORITY: B

START DATE: 2005

EST TIME TO COMPLETE: 2 months

OPERATING BUDGET EFFECT:

NONE

X N/A

SEE DETAIL

SHEET A 2009-2010/2013-2014 CAPITAL IMPROVEMENTS PROGRAM

PROJECT TITLE: Main Dist Panel Replacement at Treatment Plant	PROJECT CATEGORY: Wastewater
PROJECT NUMBER: 810801	COUNCIL DISTRICT # 2
DIVISION: Utilities	DEPARTMENT: Wastewater

PROJECT BUDGET**REVENUE BREAKDOWN**

REVENUE SOURCES					UTILITY FUND	TOTAL
PRIOR BDGTS					99,000	99,000
PRIOR EXP					94,189	94,189
BUDGET C/0					4,811	4,811
2009-2010						
2010-2011						
2011-2012						
2012-2013						
2013-2014						
BEYOND 2014						
TOTAL COST					99,000	99,000

EXPENDITURE BREAKDOWN

EXPENDITURE BREAKDOWN	ENGINEERING	TESTING	LAND ACQUISITION	CONSTRUCTION	OTHER	TOTAL
PRIOR BDGTS	8,500			90,500		99,000
2009-2010						
2010-2011						
2011-2012						
2012-2013						
2013-2014						
BEYOND 2014						
TOTAL COST	8,500			90,500		99,000

PROJECT SPECIFICATIONS**PROJECT DESCRIPTION:**

Replacement of the Main Distribution Panel at Treatment Plant, located near the grit handling facility.

PROJECT JUSTIFICATION:

Existing panel is deteriorated beyond repair.

PROJECT PRIORITY:

A

START DATE:

2005

EST TIME TO COMPLETE:

45 days

OPERATING BUDGET EFFECT:
 NONE

 N/A

 SEE DETAIL

SHEET A 2009-2010/2013-2014 CAPITAL IMPROVEMENTS PROGRAM

PROJECT TITLE: SCADA System Upgrade	PROJECT CATEGORY: Wastewater
PROJECT NUMBER: 810802	COUNCIL DISTRICT # 2
DIVISION: Utilities	DEPARTMENT: Wastewater

PROJECT BUDGET

REVENUE BREAKDOWN

REVENUE SOURCES					UTILITY FUND	TOTAL
PRIOR BDGTS					150,000	150,000
PRIOR EXP						
BUDGET C/0					150,000	150,000
2009-2010						
2010-2011						
2011-2012						
2012-2013						
2013-2014						
BEYOND 2014					120,000	120,000
TOTAL COST					270,000	270,000

EXPENDITURE BREAKDOWN

EXPENDITURE BREAKDOWN	ENGINEERING	TESTING	LAND ACQUISITION	CONSTRUCTION	OTHER	TOTAL
PRIOR BDGTS	42,000			108,000		150,000
2009-2010						
2010-2011						
2011-2012						
2012-2013						
2013-2014						
BEYOND 2014				120,000		120,000
TOTAL COST	42,000			228,000		270,000

PROJECT SPECIFICATIONS

PROJECT DESCRIPTION:

Upgrade existing Intrac sites to Moscad and add additional lift station sites to remote status.

PROJECT JUSTIFICATION:

Existing support or Intrac sites is becoming obsolete. Upgrade to Moscad will ensure much needed support. Additional lift stations sites to be included for early warning of potential overflows.

PROJECT PRIORITY: A

START DATE: 2006

EST TIME TO COMPLETE: 6 months

OPERATING BUDGET EFFECT:

NONE

N/A

SEE DETAIL

SHEET A 2009-2010/2013-2014 CAPITAL IMPROVEMENTS PROGRAM

PROJECT TITLE: St. Mary's Bar Screen Project	PROJECT CATEGORY: Wastewater
PROJECT NUMBER: 810803	COUNCIL DISTRICT # 2
DIVISION: Utilities	DEPARTMENT: Wastewater

PROJECT BUDGET

REVENUE BREAKDOWN

REVENUE SOURCES					UTILITY FUND	TOTAL
PRIOR BDGTS					215,500	215,500
PRIOR EXP					19,378	19,378
BUDGET C/0					196,122	196,122
2009-2010						
2010-2011						
2011-2012						
2012-2013						
2013-2014						
BEYOND 2014						
TOTAL COST					215,500	215,500

EXPENDITURE BREAKDOWN

EXPENDITURE BREAKDOWN	ENGINEERING	TESTING	LAND ACQUISITION	CONSTRUCTION	OTHER	TOTAL
PRIOR BDGTS	33,000	2,500		180,000		215,500
2009-2010						
2010-2011						
2011-2012						
2012-2013						
2013-2014						
BEYOND 2014						
TOTAL COST	33,000	2,500		180,000		215,500

PROJECT SPECIFICATIONS

PROJECT DESCRIPTION:

Installation of bar screen or comunitor at St. Mary's Lift Station.

PROJECT JUSTIFICATION:

Trash and debris are constantly clogging the pumps resulting in costly down time.

PROJECT PRIORITY: A

START DATE: 2006

EST TIME TO COMPLETE: 2-3 months

OPERATING BUDGET EFFECT:

NONE

N/A

SEE DETAIL

SHEET A 2009-2010/2013-2014 CAPITAL IMPROVEMENTS PROGRAM

PROJECT TITLE: Highway 1 North Sewer Extension	PROJECT CATEGORY: Wastewater
PROJECT NUMBER: 810804	COUNCIL DISTRICT # 2
DIVISION: Utilities	DEPARTMENT: Wastewater

PROJECT BUDGET**REVENUE BREAKDOWN**

REVENUE SOURCES					UTILITY FUND	TOTAL
PRIOR BDGTS					200,000	200,000
PRIOR EXP					23,458	23,458
BUDGET C/0					176,542	176,542
2009-2010						
2010-2011						
2011-2012						
2012-2013						
2013-2014						
BEYOND 2014						
TOTAL COST					200,000	200,000

EXPENDITURE BREAKDOWN

EXPENDITURE BREAKDOWN	ENGINEERING	TESTING	LAND ACQUISITION	CONSTRUCTION	OTHER	TOTAL
PRIOR BDGTS	32,000	2,200		165,800		200,000
2009-2010						
2010-2011						
2011-2012						
2012-2013						
2013-2014						
BEYOND 2014						
TOTAL COST	32,000	2,200		165,800		200,000

PROJECT SPECIFICATIONS**PROJECT DESCRIPTION:**

Extension of 12" gravity sewer to serve ongoing and future development along Highway 1 North.

PROJECT JUSTIFICATION:

Numerous developments in this area are ongoing with future developments planned. Currently, there is no gravity sewer service in this area.

PROJECT PRIORITY:

B

START DATE:

2007

EST TIME TO COMPLETE:

1 Year

OPERATING BUDGET EFFECT:
 NONE

 N/A

 SEE DETAIL

SHEET A 2009-2010/2013-2014 CAPITAL IMPROVEMENTS PROGRAM

PROJECT TITLE: Stand By Power Treatment Plant Headworks/Admin	PROJECT CATEGORY: Wastewater
PROJECT NUMBER: 810805	COUNCIL DISTRICT # All
DIVISION: Utilities	DEPARTMENT: Wastewater

PROJECT BUDGET

REVENUE BREAKDOWN

REVENUE SOURCES					UTILITY FUND	TOTAL
PRIOR BDGTS					222,928	222,928
PRIOR EXP					4,425	4,425
BUDGET C/0					218,503	218,503
2009-2010						
2010-2011						
2011-2012						
2012-2013						
2013-2014						
BEYOND 2014						
TOTAL COST					222,928	222,928

EXPENDITURE BREAKDOWN

EXPENDITURE BREAKDOWN	ENGINEERING	TESTING	LAND ACQUISITION	CONSTRUCTION	OTHER	TOTAL
PRIOR BDGTS	24,778	150		198,000		222,928
2009-2010						
2010-2011						
2011-2012						
2012-2013						
2013-2014						
BEYOND 2014						
TOTAL COST	24,778	150		198,000		222,928

PROJECT SPECIFICATIONS

PROJECT DESCRIPTION:
Addition of Stand By Power Unit to serve Treatment Plant Headworks and the Wastewater Administration Building Pumping Stations.

PROJECT JUSTIFICATION:
In the event that electrical power fails, this unit will insure uninterrupted power to the Treatment Plant Headworks, which safeguard against any potential by pass. Will also supply power to drinking water lab and wastewater lab housed in Administration Building for the testing instrumentation required by State and Federal guidelines.

PROJECT PRIORITY: A

START DATE: 2007 **EST TIME TO COMPLETE:** 6 months

OPERATING BUDGET EFFECT:
 NONE X N/A SEE DETAIL

SHEET A 2009-2010/2013-2014 CAPITAL IMPROVEMENTS PROGRAM

PROJECT TITLE: Wastewater Improvements - Versailles Ext	PROJECT CATEGORY: Wastewater
PROJECT NUMBER: 810806	COUNCIL DISTRICT # All
DIVISION: Utilities	DEPARTMENT: Wastewater

PROJECT BUDGET

REVENUE BREAKDOWN

REVENUE SOURCES				UTILITY FUND	REVENUE BONDS-2004	TOTAL
PRIOR BDGTS					3,699,188	3,699,188
PRIOR EXP					2,644,207	2,644,207
BUDGET C/0					1,054,981	1,054,981
2009-2010				533,000		533,000
2010-2011						
2011-2012						
2012-2013						
2013-2014						
BEYOND 2014						
TOTAL COST				533,000	3,699,188	4,232,188

EXPENDITURE BREAKDOWN

EXPENDITURE BREAKDOWN	ENGINEERING	TESTING	LAND ACQUISITION	CONSTRUCTION	OTHER	TOTAL
PRIOR BDGTS				3,699,188		3,699,188
2009-2010				533,000		533,000
2010-2011						
2011-2012						
2012-2013						
2013-2014						
BEYOND 2014						
TOTAL COST				4,232,188		4,232,188

PROJECT SPECIFICATIONS

PROJECT DESCRIPTION:

Construct utility infrastructure in conjunction with the road and drainage construction extending Versailles Boulevard.

PROJECT JUSTIFICATION:

In the event that electrical power fails, this unit will insure uninterrupted power to the Treatment Plant Headworks, which safeguard against any potential by pass. Will also supply power to drinking water lab and wastewater lab housed in Administration Building for the testing instrumentation required by State and Federal guidelines.

PROJECT PRIORITY: A

START DATE: 2007 EST TIME TO COMPLETE: 3 years

OPERATING BUDGET EFFECT: NONE SEE DETAIL N/A

SHEET A 2009-2010/2013-2014 CAPITAL IMPROVEMENTS PROGRAM

PROJECT TITLE: Robin Road Sewer Improvements	PROJECT CATEGORY: Wastewater
PROJECT NUMBER: 810807	COUNCIL DISTRICT # 2
DIVISION: Utilities	DEPARTMENT: Wastewater

PROJECT BUDGET

REVENUE BREAKDOWN

REVENUE SOURCES				UTILITY FUND	REVENUE BONDS-2004	TOTAL
PRIOR BDGTS				224,350	382,650	607,000
PRIOR EXP					45,130	45,130
BUDGET C/0				224,350	337,520	561,870
2009-2010						
2010-2011						
2011-2012						
2012-2013						
2013-2014						
BEYOND 2014						
TOTAL COST				224,350	382,650	607,000

EXPENDITURE BREAKDOWN

EXPENDITURE BREAKDOWN	ENGINEERING	TESTING	LAND ACQUISITION	CONSTRUCTION	OTHER	TOTAL
PRIOR BDGTS	65,000	2,900		539,100		607,000
2009-2010						
2010-2011						
2011-2012						
2012-2013						
2013-2014						
BEYOND 2014						
TOTAL COST	65,000	2,900		539,100		607,000

PROJECT SPECIFICATIONS

PROJECT DESCRIPTION:
Construction of a gravity sewer system and lift station to serve homes on Robin Road and businesses along Masonic Drive.

PROJECT JUSTIFICATION:
Homes in this area could not be served by the City's existing sewer at Courtland Place due to insufficient grade. The homes along Robin Road were annexed into the City limits last year and many have failing septic systems.

PROJECT PRIORITY: B

START DATE: 2007 **EST TIME TO COMPLETE:** 1 Year

OPERATING BUDGET EFFECT:
 NONE SEE DETAIL N/A

SHEET A 2009-2010/2013-2014 CAPITAL IMPROVEMENTS PROGRAM

PROJECT TITLE: Azalea Lane Sewer Extension	PROJECT CATEGORY: Wastewater
PROJECT NUMBER: 810808	COUNCIL DISTRICT # 2
DIVISION: Utilities	DEPARTMENT: Wastewater

PROJECT BUDGET

REVENUE BREAKDOWN

REVENUE SOURCES				UTILITY FUND	REVENUE BONDS-2004	TOTAL
PRIOR BDGTS				122,100	180,900	303,000
PRIOR EXP					30,276	30,276
BUDGET C/0				122,100	150,624	272,724
2009-2010						
2010-2011						
2011-2012						
2012-2013						
2013-2014						
BEYOND 2014						
TOTAL COST				122,100	180,900	303,000

EXPENDITURE BREAKDOWN

EXPENDITURE BREAKDOWN	ENGINEERING	TESTING	LAND ACQUISITION	CONSTRUCTION	OTHER	TOTAL
PRIOR BDGTS	42,000	1,900	14,000	245,100		303,000
2009-2010						
2010-2011						
2011-2012						
2012-2013						
2013-2014						
BEYOND 2014						
TOTAL COST	42,000	1,900	14,000	245,100		303,000

PROJECT SPECIFICATIONS

PROJECT DESCRIPTION:

Construction of approximately 1,500 feet of 8" gravity sewer along Horseshoe Drive and Azalea Lane.

PROJECT JUSTIFICATION:

Azalea Lane residents recently requested annexation into the City limits due to the need for sanitary sewer.

PROJECT PRIORITY:

A

START DATE:

2006

EST TIME TO COMPLETE:

2-3 months

OPERATING BUDGET EFFECT:

 NONE

 X N/A

 SEE DETAIL

SHEET A 2009-2010/2013-2014 CAPITAL IMPROVEMENTS PROGRAM

PROJECT TITLE: Shirley Park Lift Station Replacement	PROJECT CATEGORY: Wastewater
PROJECT NUMBER: 810901	COUNCIL DISTRICT # 2
DIVISION: Utilities	DEPARTMENT: Wastewater

PROJECT BUDGET**REVENUE BREAKDOWN**

REVENUE SOURCES					UTILITY FUND	TOTAL
PRIOR BDGTS					23,550	23,550
PRIOR EXP						
BUDGET C/0					23,550	23,550
2009-2010					211,450	211,450
2010-2011						
2011-2012						
2012-2013						
2013-2014						
BEYOND 2014						
TOTAL COST					235,000	235,000

EXPENDITURE BREAKDOWN

EXPENDITURE BREAKDOWN	ENGINEERING	TESTING	LAND ACQUISITION	CONSTRUCTION	OTHER	TOTAL
PRIOR BDGTS	23,550					23,550
2009-2010						211,450
2010-2011		2,950		208,500		
2011-2012						
2012-2013						
2013-2014						
BEYOND 2014						
TOTAL COST	23,550	2,950		208,500		235,000

PROJECT SPECIFICATIONS**PROJECT DESCRIPTION:**

Installation of a modern below ground duplex pump package with high efficiency pumps.

PROJECT JUSTIFICATION:

Existing station is equipped with an antiquated horizontal axial flow pump. Parts and support are no longer available.

PROJECT PRIORITY:

A

START DATE: 2006**EST TIME TO COMPLETE:**

6 months

OPERATING BUDGET EFFECT:
 NONE

 X N/A

 SEE DETAIL

SHEET A 2009-2010/2013-2014 CAPITAL IMPROVEMENTS PROGRAM

PROJECT TITLE: England Air Park Lift Station	PROJECT CATEGORY: Wastewater
PROJECT NUMBER: 810902	COUNCIL DISTRICT # 2
DIVISION: Utilities	DEPARTMENT: Wastewater

PROJECT BUDGET

REVENUE BREAKDOWN

REVENUE SOURCES					UTILITY FUND	TOTAL
PRIOR BDGTS					60,000	60,000
PRIOR EXP						
BUDGET C/0					60,000	60,000
2009-2010						
2010-2011					226,500	226,500
2011-2012						
2012-2013						
2013-2014						
BEYOND 2014						
TOTAL COST					286,500	286,500

EXPENDITURE BREAKDOWN

EXPENDITURE BREAKDOWN	ENGINEERING	TESTING	LAND ACQUISITION	CONSTRUCTION	OTHER	TOTAL
PRIOR BDGTS	45,000	1,500		13,500		60,000
2009-2010						
2010-2011				226,500		226,500
2011-2012						
2012-2013						
2013-2014						
BEYOND 2014						
TOTAL COST	45,000	1,500		240,000		286,500

PROJECT SPECIFICATIONS

PROJECT DESCRIPTION:

Installation of modern underground duplex pump station.

PROJECT JUSTIFICATION:

Existing station is in poor condition and needs replacement. Parts for this type of station are obsolete. Replacement would be more efficient.

PROJECT PRIORITY: A

START DATE: 2006

EST TIME TO COMPLETE: 2-3 months

OPERATING BUDGET EFFECT:

NONE

X N/A

SEE DETAIL

SHEET A 2009-2010/2013-2014 CAPITAL IMPROVEMENTS PROGRAM

PROJECT TITLE: Control Panel Upgrades		PROJECT CATEGORY: Wastewater	
PROJECT NUMBER: 810903		COUNCIL DISTRICT # All	
DIVISION: Utilities		DEPARTMENT: Wastewater	

PROJECT BUDGET

REVENUE BREAKDOWN

REVENUE SOURCES					UTILITY FUND	TOTAL
PRIOR BDGTS					60,000	60,000
PRIOR EXP						
BUDGET C/0					60,000	60,000
2009-2010						
2010-2011					299,200	299,200
2011-2012						
2012-2013						
2013-2014						
BEYOND 2014						
TOTAL COST					359,200	359,200

EXPENDITURE BREAKDOWN

EXPENDITURE BREAKDOWN	ENGINEERING	TESTING	LAND ACQUISITION	CONSTRUCTION	OTHER	TOTAL
PRIOR BDGTS	60,000					60,000
2009-2010						
2010-2011				299,200		299,200
2011-2012						
2012-2013						
2013-2014						
BEYOND 2014						
TOTAL COST	60,000			299,200		359,200

PROJECT SPECIFICATIONS

PROJECT DESCRIPTION:

Change out existing control panels and miscellaneous electrical at Casson Street, Masonic Drive, Upper Third, and Atwood Pumping Stations.

PROJECT JUSTIFICATION:

Existing control panels are antiquated and high maintenance. Replace with modern PLC controllers. Lighting and switches are worn and in need of replacement.

PROJECT PRIORITY: A

START DATE: 2007

EST TIME TO COMPLETE: 6 months

OPERATING BUDGET EFFECT:

NONE

N/A

SEE DETAIL

SHEET A 2009-2010/2013-2014 CAPITAL IMPROVEMENTS PROGRAM

PROJECT TITLE: Collection/Treatment Painting Project	PROJECT CATEGORY: Wastewater
PROJECT NUMBER: 810904	COUNCIL DISTRICT # 2
DIVISION: Utilities	DEPARTMENT: Wastewater

PROJECT BUDGET

REVENUE BREAKDOWN

REVENUE SOURCES					UTILITY FUND	TOTAL
PRIOR BDGTS					75,000	75,000
PRIOR EXP						
BUDGET C/0					75,000	75,000
2009-2010					715,000	715,000
2010-2011						
2011-2012						
2012-2013						
2013-2014						
BEYOND 2014						
TOTAL COST					790,000	790,000

EXPENDITURE BREAKDOWN

EXPENDITURE BREAKDOWN	ENGINEERING	TESTING	LAND ACQUISITION	CONSTRUCTION	OTHER	TOTAL
PRIOR BDGTS	75,000					75,000
2009-2010				715,000		715,000
2010-2011						
2011-2012						
2012-2013						
2013-2014						
BEYOND 2014						
TOTAL COST	75,000			715,000		790,000

PROJECT SPECIFICATIONS

PROJECT DESCRIPTION:

Painting of buildings & equipment at the following locations: Casson Street Lift Station, Masonic Drive Lift Station, Atwood Lift Station, In-Plant Lift Station, Sludge Thickener Tanks and Sludge Hopper at Solids Handling Building.

PROJECT JUSTIFICATION:

Paint on these structures and equipment is severely deteriorated. Work is needed to maintain structural integrity.

PROJECT PRIORITY: A

START DATE: 2005

EST TIME TO COMPLETE:

As needed

OPERATING BUDGET EFFECT:

NONE

N/A

SEE DETAIL

SHEET A 2009-2010/2013-2014 CAPITAL IMPROVEMENTS PROGRAM

PROJECT TITLE: Influent Flow Meter Vault	PROJECT CATEGORY: Wastewater
PROJECT NUMBER: 810905	COUNCIL DISTRICT # 2
DIVISION: Utilities	DEPARTMENT: Wastewater

PROJECT BUDGET**REVENUE BREAKDOWN**

REVENUE SOURCES					UTILITY FUND	TOTAL
PRIOR BDGTS					35,000	35,000
PRIOR EXP						
BUDGET C/0					35,000	35,000
2009-2010					163,000	163,000
2010-2011						
2011-2012						
2012-2013						
2013-2014						
BEYOND 2014						
TOTAL COST					198,000	198,000

EXPENDITURE BREAKDOWN

EXPENDITURE BREAKDOWN	ENGINEERING	TESTING	LAND ACQUISITION	CONSTRUCTION	OTHER	TOTAL
PRIOR BDGTS	35,000					35,000
2009-2010				163,000		163,000
2010-2011						
2011-2012						
2012-2013						
2013-2014						
BEYOND 2014						
TOTAL COST	35,000			163,000		198,000

PROJECT SPECIFICATIONS**PROJECT DESCRIPTION:**

Construction of concrete vault to house influent force main and flow meter.

PROJECT JUSTIFICATION:

Existing influent flow meter is obsolete and parts are no longer available. Recommend replacement with modern ultra-sonic metering device in a concrete vault with enclosure for influent sampling device.

PROJECT PRIORITY:

A

START DATE:

N/A

EST TIME TO COMPLETE:

6 months

OPERATING BUDGET EFFECT:
 NONE

 N/A

 SEE DETAIL

SHEET A 2009-2010/2013-2014 CAPITAL IMPROVEMENTS PROGRAM

PROJECT TITLE: Atwood Lift Station Odor Control	PROJECT CATEGORY: Wastewater
PROJECT NUMBER: N/A	COUNCIL DISTRICT # 2
DIVISION: Utilities	DEPARTMENT: Wastewater

PROJECT BUDGET

REVENUE BREAKDOWN

REVENUE SOURCES					UTILITY FUND	TOTAL
PRIOR BDGTS						
PRIOR EXP						
BUDGET C/O						
2009-2010						
2010-2011						
2011-2012						
2012-2013					95,000	95,000
2013-2014						
BEYOND 2014						
TOTAL COST					95,000	95,000

EXPENDITURE BREAKDOWN

EXPENDITURE BREAKDOWN	ENGINEERING	TESTING	LAND ACQUISITION	CONSTRUCTION	OTHER	TOTAL
PRIOR BDGTS						
2009-2010						
2010-2011						
2011-2012						
2012-2013	15,000			80,000		95,000
2013-2014						
BEYOND 2014						
TOTAL COST	15,000			80,000		95,000

PROJECT SPECIFICATIONS

PROJECT DESCRIPTION:

Construction of Odor Control System at Atwood Lift Station.

PROJECT JUSTIFICATION:

Very high levels of hydrogen sulfide are currently being emitted from this lift station. The City has received numerous complaints about odors at this site. The system will render this station odor free.

PROJECT PRIORITY: A

START DATE: 2006

EST TIME TO COMPLETE: 2-3 months

OPERATING BUDGET EFFECT:

NONE

N/A

SEE DETAIL

SHEET A 2009-2010/2013-2014 CAPITAL IMPROVEMENTS PROGRAM

PROJECT TITLE: Treatment Plant Drainage	PROJECT CATEGORY: Wastewater
PROJECT NUMBER: N/A	COUNCIL DISTRICT # 2
DIVISION: Utilities	DEPARTMENT: Wastewater

PROJECT BUDGET

REVENUE BREAKDOWN

REVENUE SOURCES					UTILITY FUND	TOTAL
PRIOR BDGTS						
PRIOR EXP						
BUDGET C/0						
2009-2010						
2010-2011						
2011-2012						
2012-2013					465,000	465,000
2013-2014						
BEYOND 2014						
TOTAL COST					465,000	465,000

EXPENDITURE BREAKDOWN

EXPENDITURE BREAKDOWN	ENGINEERING	TESTING	LAND ACQUISITION	CONSTRUCTION	OTHER	TOTAL
PRIOR BDGTS						
2009-2010						
2010-2011						
2011-2012						
2012-2013	65,000			400,000		465,000
2013-2014						
BEYOND 2014						
TOTAL COST	65,000			400,000		465,000

PROJECT SPECIFICATIONS

PROJECT DESCRIPTION:

Replacement of 54" existing drain under Kansas City Southern Railroad at the Treatment Plant.

PROJECT JUSTIFICATION:

Existing drainage under railroad is inadequate. With proposed storm water regulation at the Wastewater Treatment Plant, this project is needed to move stormwater through the Plant.

PROJECT PRIORITY: A

START DATE: N/A

EST TIME TO COMPLETE: 6 months

OPERATING BUDGET EFFECT:

NONE

N/A

SEE DETAIL

SHEET A 2009-2010/2013-2014 CAPITAL IMPROVEMENTS PROGRAM

PROJECT TITLE: In-Plant Lift Station Stand-By Power	PROJECT CATEGORY: Wastewater
PROJECT NUMBER: N/A	COUNCIL DISTRICT # 2
DIVISION: Utilities	DEPARTMENT: Wastewater

PROJECT BUDGET

REVENUE BREAKDOWN

REVENUE SOURCES					UTILITY FUND	TOTAL
PRIOR BDGTS						
PRIOR EXP						
BUDGET C/O						
2009-2010						
2010-2011						
2011-2012						
2012-2013					256,400	256,400
2013-2014						
BEYOND 2014						
TOTAL COST					256,400	256,400

EXPENDITURE BREAKDOWN

EXPENDITURE BREAKDOWN	ENGINEERING	TESTING	LAND ACQUISITION	CONSTRUCTION	OTHER	TOTAL
PRIOR BDGTS						
2009-2010						
2010-2011						
2011-2012						
2012-2013	21,400	1,000		234,000		256,400
2013-2014						
BEYOND 2014						
TOTAL COST	21,400	1,000		234,000		256,400

PROJECT SPECIFICATIONS

PROJECT DESCRIPTION:

Addition of Stand-By Power Unit at Treatment Plant In-Plant Lift Station.

PROJECT JUSTIFICATION:

In the event of natural disaster and electrical power is unavailable, this will ensure normal treatment of our wastewater without interruption.

PROJECT PRIORITY:

A

START DATE: 2006

EST TIME TO COMPLETE:

6 months

OPERATING BUDGET EFFECT:

NONE

N/A

SEE DETAIL

SHEET A 2009-2010/2013-2014 CAPITAL IMPROVEMENTS PROGRAM

PROJECT TITLE: Samtown Lift Station Replacement	PROJECT CATEGORY: Wastewater
PROJECT NUMBER: N/A	COUNCIL DISTRICT # 2
DIVISION: Utilities	DEPARTMENT: Wastewater

PROJECT BUDGET

REVENUE BREAKDOWN

REVENUE SOURCES					UTILITY FUND	TOTAL
PRIOR BDGTS						
PRIOR EXP						
BUDGET C/O						
2009-2010						
2010-2011						
2011-2012						
2012-2013					1,271,000	1,271,000
2013-2014						
BEYOND 2014						
TOTAL COST					1,271,000	1,271,000

EXPENDITURE BREAKDOWN

EXPENDITURE BREAKDOWN	ENGINEERING	TESTING	LAND ACQUISITION	CONSTRUCTION	OTHER	TOTAL
PRIOR BDGTS						
2009-2010						
2010-2011						
2011-2012						
2012-2013	190,650	3,500		1,076,850		1,271,000
2013-2014						
BEYOND 2014						
TOTAL COST	190,650	3,500		1,076,850		1,271,000

PROJECT SPECIFICATIONS

PROJECT DESCRIPTION:

Replacement of existing Samtown Lift Station.

PROJECT JUSTIFICATION:

Existing lift station was installed in the mid 1970's and has had numerous repairs in recent years. Will be replaced with modern below ground tri-plex lift station.

PROJECT PRIORITY:

A

START DATE: 2007

EST TIME TO COMPLETE:

6 months

OPERATING BUDGET EFFECT:

NONE

X N/A

SEE DETAIL

P. OTHER

TABLE OF CONTENTS

	<i>OTHER</i>		<u>PAGE</u>
860201	Cash Receipts/Decentralized Time Keeping	4
860301	Information Technology Upgrades	5
860701	Telephone Network Upgrade	6
860702	GIS System/GPS Equipment	7
860901	Radio Antennae-Coliseum Boulevard	8

2009-2010

**COMBINED CAPITAL PROJECTS
SOURCES OF FUNDING SUMMARY**

OTHER

PROJECT IDENTIFICATION	SALES TAXES	SALES TX BONDS 04	SALES TX BONDS 08	AD VAL TAX- 03	AD VAL TAX- 08	FEDERAL FUNDS	STATE FUNDS	UTILITY FUND	OTHER	TOTALS
Telephone Network Upgrade								500,000		500,000
GIS System/GPS Equipment								250,000		250,000
Radio Antennae-Coliseum								10,000		10,000
Total Other	0	0	0	0	0	0	0	760,000	0	760,000
Total Utility Capital	0	0	0	0	0	0	0	5,396,240	0	5,396,240

2009-2010

ENTERPRISE CAPITAL PROJECTS
FIVE YEAR CAPITAL PLAN

OTHER

PROJ #	PROJECT IDENTIFICATION	BUDGET C/O	FISCAL YEAR					TOTAL 5 YEAR	BEYOND 2014	TOTAL COST
			09-10	10-11	11-12	12-13	13-14			
860201	Cash Receipts/Decentral Time	309,435						0		309,435
860301	Info Technology Upgrades	13,904						0		13,904
860701	Telephone Network Upgrade @	10,892	500,000	500,000				1,000,000		1,010,892
860702	GIS System/GPS Equipment @	310,473	250,000	100,000	100,000	100,000		550,000		860,473
860901	Radio Antennae-Coliseum @	65,000	10,000					10,000		75,000
Total Other		709,704	760,000	600,000	100,000	100,000	0	1,560,000	0	2,269,704
TOTAL UTILITY CAPITAL		14,351,569	5,396,240	5,305,400	3,870,000	3,202,400	765,000	18,448,800	39,924,000	72,724,369

* Project Number to be Assigned

@ New or Revised Projects

Projects to be closed

SHEET A 2009-2010/2013-2014 CAPITAL IMPROVEMENTS PROGRAM

PROJECT TITLE: Cash Receipts/Decentralized Time Keeping	PROJECT CATEGORY: Other
PROJECT NUMBER: 860201	COUNCIL DISTRICT # N/A
DIVISION: Finance	DEPARTMENT: Various

PROJECT BUDGET

REVENUE BREAKDOWN

REVENUE SOURCES					UTILITY FUND	TOTAL
PRIOR BDGTS					500,000	500,000
PRIOR EXP					190,565	190,565
BUDGET C/O					309,435	309,435
2009-2010						
2010-2011						
2011-2012						
2012-2013						
2013-2014						
BEYOND 2014						
TOTAL COST					500,000	500,000

EXPENDITURE BREAKDOWN

EXPENDITURE BREAKDOWN	ENGINEERING	TESTING	LAND ACQUISITION	CONSTRUCTION	OTHER	TOTAL
PRIOR BDGTS					500,000	500,000
2009-2010						
2010-2011						
2011-2012						
2012-2013						
2013-2014						
BEYOND 2014						
TOTAL COST					500,000	500,000

PROJECT SPECIFICATIONS

PROJECT DESCRIPTION:

Purchase of a payroll time keeping system for use by virtually all City departments.
Purchase of a centralized cash receiving system to handle all major customer receiving handled by the City.

PROJECT JUSTIFICATION:

At present, payroll records are kept at the department level by various means. Payroll hours are then manually entered into the City's computer system by the Accounting Department. A time keeping system would standardize the keeping of the data and enable the departments to enter the data themselves, eliminating the duplication of effort.
At present, cash receipts are run through the individual computer systems to which they relate; utilities, property taxes, occupational licenses, etc. A centralized receiving system would streamline the process at the cashier window, providing the City with greater efficiency and our citizenry with faster service.

PROJECT PRIORITY: A

START DATE: 2003 **EST TIME TO COMPLETE:** 6 months

OPERATING BUDGET EFFECT:

NONE X N/A SEE DETAIL

SHEET A 2009-2010/2013-2014 CAPITAL IMPROVEMENTS PROGRAM

PROJECT TITLE: Information Technology Upgrades	PROJECT CATEGORY: Other
PROJECT NUMBER: 860301	COUNCIL DISTRICT # N/A
DIVISION: Finance	DEPARTMENT: Various

PROJECT BUDGET

REVENUE BREAKDOWN

REVENUE SOURCES					UTILITY FUND	TOTAL
PRIOR BDGTS					1,996,512	1,996,512
PRIOR EXP					1,982,608	1,982,608
BUDGET C/0					13,904	13,904
2009-2010						
2010-2011						
2011-2012						
2012-2013						
2013-2014						
BEYOND 2014						
TOTAL COST					1,996,512	1,996,512

EXPENDITURE BREAKDOWN

EXPENDITURE BREAKDOWN	ENGINEERING	TESTING	LAND ACQUISITION	CONSTRUCTION	OTHER	TOTAL
PRIOR BDGTS					1,996,512	1,996,512
2009-2010						
2010-2011						
2011-2012						
2012-2013						
2013-2014						
BEYOND 2014						
TOTAL COST					1,996,512	1,996,512

PROJECT SPECIFICATIONS

PROJECT DESCRIPTION:

Purchase of various upgrades of hardware and software to the existing system as needed.

PROJECT JUSTIFICATION:

The City's Information System is sophisticated. As such, continuous upgrades to the hardware and the software will be needed to maintain functionality.

PROJECT PRIORITY: A

START DATE: 2003

EST TIME TO COMPLETE:

As Needed

OPERATING BUDGET EFFECT:

NONE

X N/A

SEE DETAIL

SHEET A 2009-2010/2013-2014 CAPITAL IMPROVEMENTS PROGRAM

PROJECT TITLE: Telephone Network Upgrade	PROJECT CATEGORY: Other
PROJECT NUMBER: 860701	COUNCIL DISTRICT # N/A
DIVISION: Finance	DEPARTMENT: Various

PROJECT BUDGET

REVENUE BREAKDOWN

REVENUE SOURCES					UTILITY FUND	TOTAL
PRIOR BDGTS					1,000,000	1,000,000
PRIOR EXP					989,108	989,108
BUDGET C/0					10,892	10,892
2009-2010					500,000	500,000
2010-2011					500,000	500,000
2011-2012						
2012-2013						
2013-2014						
BEYOND 2014						
TOTAL COST					2,000,000	2,000,000

EXPENDITURE BREAKDOWN

EXPENDITURE BREAKDOWN	ENGINEERING	TESTING	LAND ACQUISITION	CONSTRUCTION	OTHER	TOTAL
PRIOR BDGTS					1,000,000	1,000,000
2009-2010					500,000	500,000
2010-2011					500,000	500,000
2011-2012						
2012-2013						
2013-2014						
BEYOND 2014						
TOTAL COST					2,000,000	2,000,000

PROJECT SPECIFICATIONS

PROJECT DESCRIPTION:

Upgrade existing telephone network to be self reliant. Will allow phone communications between all city facilities to continue without interruption in service from Bell South is lost.

PROJECT JUSTIFICATION:

Eliminate dependence on Bell South and problems with old phone lines that Bell South refuses to replace. Creates redundancy where a single point of failure will not effect telephone network. All sites will be capable of running on their own without being connected to City Hall. No limitations on voice calls between facilities. All facilities would have features that the central switch has. All future upgrades can be done at once instead of at each different facility. Upgrades can be done without shutting down the entire telephone network.

PROJECT PRIORITY:

A

START DATE:

2003

EST TIME TO COMPLETE:

As Needed

OPERATING BUDGET EFFECT:

NONE

N/A

SEE DETAIL

SHEET A 2009-2010/2013-2014 CAPITAL IMPROVEMENTS PROGRAM

PROJECT TITLE: GIS System/GPS Equipment	PROJECT CATEGORY: Other
PROJECT NUMBER: 860702	COUNCIL DISTRICT # N/A
DIVISION: Finance	DEPARTMENT: Various

PROJECT BUDGET

REVENUE BREAKDOWN

REVENUE SOURCES					UTILITY FUND	TOTAL
PRIOR BDGTS					610,500	610,500
PRIOR EXP					300,027	300,027
BUDGET C/0					310,473	310,473
2009-2010					250,000	250,000
2010-2011					100,000	100,000
2011-2012					100,000	100,000
2012-2013					100,000	100,000
2013-2014						
BEYOND 2014						
TOTAL COST					1,160,500	1,160,500

EXPENDITURE BREAKDOWN

EXPENDITURE BREAKDOWN	ENGINEERING	TESTING	LAND ACQUISITION	CONSTRUCTION	OTHER	TOTAL
PRIOR BDGTS					610,500	610,500
2009-2010					250,000	250,000
2010-2011					100,000	100,000
2011-2012					100,000	100,000
2012-2013					100,000	100,000
2013-2014						
BEYOND 2014						
TOTAL COST					1,160,500	1,160,500

PROJECT SPECIFICATIONS

PROJECT DESCRIPTION:

Create a GIS system for city wide usage.

PROJECT JUSTIFICATION:

City is currently without GIS service. This project will enhance operations in Electric, Water, Gas, Wastewater, Engineering, Finance, Streets, Traffic, Building Inspection, Police and Fire by identifying each 911 address, existing utilities, streets, and drainage structures.

PROJECT PRIORITY: A

START DATE: 2007

EST TIME TO COMPLETE: As Needed

OPERATING BUDGET EFFECT:

NONE

N/A

SEE DETAIL

SHEET A 2009-2010/2013-2014 CAPITAL IMPROVEMENTS PROGRAM

PROJECT TITLE: Radio Antennae-Coliseum	PROJECT CATEGORY: Other
PROJECT NUMBER: 860901	COUNCIL DISTRICT # N/A
DIVISION: Finance	DEPARTMENT: Various

PROJECT BUDGET

REVENUE BREAKDOWN

REVENUE SOURCES					UTILITY FUND	TOTAL
PRIOR BDGTS					65,000	65,000
PRIOR EXP						
BUDGET C/0					65,000	65,000
2009-2010					10,000	10,000
2010-2011						
2011-2012						
2012-2013						
2013-2014						
BEYOND 2014						
TOTAL COST					75,000	75,000

EXPENDITURE BREAKDOWN

EXPENDITURE BREAKDOWN	ENGINEERING	TESTING	LAND ACQUISITION	CONSTRUCTION	OTHER	TOTAL
PRIOR BDGTS				65,000		65,000
2009-2010				10,000		10,000
2010-2011						
2011-2012						
2012-2013						
2013-2014						
BEYOND 2014						
TOTAL COST				75,000		75,000

PROJECT SPECIFICATIONS

PROJECT DESCRIPTION:

Extend the existing radio tower from 180' to 250'.

PROJECT JUSTIFICATION:

This will improve the effective range of the City's radio system, including Water Telemetry at the Kisatchie Well Field.

PROJECT PRIORITY: A

START DATE: 2009

EST TIME TO COMPLETE: 1 Year

OPERATING BUDGET EFFECT:

NONE

N/A

SEE DETAIL

Q. MUNICIPAL TRANSIT

TABLE OF CONTENTS

		<u>MUNICIPAL TRANSIT</u>	<u>PAGE</u>
709701	Capital Betterments	4
709702	Support Equipment	5
709710	Replace Support Vehicles	6
709711	Misc Shop Equipment	7
709712	Buses	8
709713	Office Furniture	9
709714	Replace Signage	10
709715	Landscaping	11
709716	New Terminal	12
709717	ADP Hardware	13
709718	ADA Vehicle Equipment	14
709719	Spare Parts	15
709720	Trolleys	16

2009-2010

**COMBINED CAPITAL PROJECTS
SOURCES OF FUNDING SUMMARY**

MUNICIPAL TRANSIT SYSTEM

PROJECT IDENTIFICATION	SALES TAXES	SALES TX BONDS 04	SALES TX BONDS 08	AD VAL TAX- 03	AD VAL TAX- 08	FEDERAL FUNDS	STATE FUNDS	UTILITY FUND	OTHER	TOTALS
Total Transit Capital	0	0	0	0	0	0	0	0	0	0

2009-2010

ENTERPRISE CAPITAL PROJECTS
FIVE YEAR CAPITAL PLAN

MUNICIPAL TRANSIT

PROJ #	PROJECT IDENTIFICATION	BUDGET C/O	FISCAL YEAR					TOTAL 5 YEAR	BEYOND 2014	TOTAL COST
			09-10	10-11	11-12	12-13	13-14			
709701	Capital Betterments	312						0		312
709702	Support Equipment	(4,028)						0		(4,028)
709710	Replace Support Vehicles	(16,927)						0		(16,927)
709711	Misc Shop Equipment	29						0		29
709712	Buses	285,000						0		285,000
709713	Office Furniture	712						0		712
709714	Replace Signage	12,370						0		12,370
709715	Landscaping	1,892						0		1,892
709716	New Terminal	1,287						0	3,900,000	3,901,287
709717	ADP Hardware	5,000						0		5,000
709718	ADA Vehicle Equipment	25,000						0		25,000
709719	Spare Parts	64,908						0		64,908
709720	Trolleys	28,000						0		28,000
TOTAL TRANSIT		403,555	0	0	0	0	0	0	3,900,000	4,303,555

- * Project Number to be Assigned
- @ New or Revised Projects
- Projects to be closed

SHEET A 2009-2010/2013-2014 CAPITAL IMPROVEMENTS PROGRAM

PROJECT TITLE: Capital Betterments	PROJECT CATEGORY: Municipal Transit
PROJECT NUMBER: 709701	COUNCIL DISTRICT # N/A
DIVISION: Public Works	DEPARTMENT: Municipal Transit

PROJECT BUDGET**REVENUE BREAKDOWN**

REVENUE SOURCES				SALES TAX	FEDERAL FUNDS	TOTAL
PRIOR BDGTS				12,045	48,182	60,227
PRIOR EXP				11,983	47,932	59,915
BUDGET C/O				62	250	312
2009-2010						
2010-2011						
2011-2012						
2012-2013						
2013-2014						
BEYOND 2014						
TOTAL COST				12,045	48,182	60,227

EXPENDITURE BREAKDOWN

EXPENDITURE BREAKDOWN	ENGINEERING	TESTING	LAND ACQUISITION	CONSTRUCTION	OTHER	TOTAL
PRIOR BDGTS					60,227	60,227
2009-2010						
2010-2011						
2011-2012						
2012-2013						
2013-2014						
BEYOND 2014						
TOTAL COST					60,227	60,227

PROJECT SPECIFICATIONS**PROJECT DESCRIPTION:**

Spare parts for buses to cover major repairs.

PROJECT JUSTIFICATION:

Bus fleet is aging, requiring additional maintenance, and used as back-ups and replacements for the Orion I buses that will be eligible to be retired in FY 02 or with an odometer reading of 500,000 miles, whichever comes first.

PROJECT PRIORITY:

B

START DATE: N/A**EST TIME TO COMPLETE:**

N/A

OPERATING BUDGET EFFECT: NONE N/A SEE DETAIL

SHEET A 2009-2010/2013-2014 CAPITAL IMPROVEMENTS PROGRAM

PROJECT TITLE: Support Equipment	PROJECT CATEGORY: Municipal Transit
PROJECT NUMBER: 709702	COUNCIL DISTRICT # N/A
DIVISION: Public Works	DEPARTMENT: Municipal Transit

PROJECT BUDGET

REVENUE BREAKDOWN

REVENUE SOURCES				SALES TAX	FEDERAL FUNDS	TOTAL
PRIOR BDGTS				5,000	20,000	25,000
PRIOR EXP				5,806	23,222	29,028
BUDGET C/O				(806)	(3,222)	(4,028)
2009-2010						
2010-2011						
2011-2012						
2012-2013						
2013-2014						
BEYOND 2014						
TOTAL COST				5,000	20,000	25,000

EXPENDITURE BREAKDOWN

EXPENDITURE BREAKDOWN	ENGINEERING	TESTING	LAND ACQUISITION	CONSTRUCTION	OTHER	TOTAL
PRIOR BDGTS					25,000	25,000
2009-2010						
2010-2011						
2011-2012						
2012-2013						
2013-2014						
BEYOND 2014						
TOTAL COST					25,000	25,000

PROJECT SPECIFICATIONS

PROJECT DESCRIPTION:			
PROJECT JUSTIFICATION:			
PROJECT PRIORITY:	B	EST TIME TO COMPLETE:	N/A
START DATE:	N/A	OPERATING BUDGET EFFECT:	N/A
	<input type="checkbox"/> NONE	<input checked="" type="checkbox"/> N/A	<input type="checkbox"/> SEE DETAIL

SHEET A 2009-2010/2013-2014 CAPITAL IMPROVEMENTS PROGRAM

PROJECT TITLE: Replace Support Vehicles	PROJECT CATEGORY: Municipal Transit
PROJECT NUMBER: 709710	COUNCIL DISTRICT # N/A
DIVISION: Public Works	DEPARTMENT: Municipal Transit

PROJECT BUDGET

REVENUE BREAKDOWN

REVENUE SOURCES				SALES TAX	FEDERAL FUNDS	TOTAL
PRIOR BDGTS				30,853	123,414	154,267
PRIOR EXP				34,239	136,955	171,194
BUDGET C/0				(3,386)	(13,541)	(16,927)
2009-2010						
2010-2011						
2011-2012						
2012-2013						
2013-2014						
BEYOND 2014						
TOTAL COST				30,853	123,414	154,267

EXPENDITURE BREAKDOWN

EXPENDITURE BREAKDOWN	ENGINEERING	TESTING	LAND ACQUISITION	CONSTRUCTION	OTHER	TOTAL
PRIOR BDGTS					154,267	154,267
2009-2010						
2010-2011						
2011-2012						
2012-2013						
2013-2014						
BEYOND 2014						
TOTAL COST					154,267	154,267

PROJECT SPECIFICATIONS

PROJECT DESCRIPTION:

Replacement of staff vehicles including a shop truck and a staff van used to transport operators to the bus terminal.

PROJECT JUSTIFICATION:

Vehicles are wearing out and are eligible for disposition per FTA regulations.

PROJECT PRIORITY: A

START DATE: N/A

EST TIME TO COMPLETE: N/A

OPERATING BUDGET EFFECT:

██████████ NONE

██████████ N/A

██████████ SEE DETAIL

SHEET A 2009-2010/2013-2014 CAPITAL IMPROVEMENTS PROGRAM

PROJECT TITLE: Misc Shop Equipment	PROJECT CATEGORY: Municipal Transit
PROJECT NUMBER: 709711	COUNCIL DISTRICT # N/A
DIVISION: Public Works	DEPARTMENT: Municipal Transit

PROJECT BUDGET

REVENUE BREAKDOWN

REVENUE SOURCES				SALES TAX	FEDERAL FUNDS	TOTAL
PRIOR BDGTS				33,250	133,000	166,250
PRIOR EXP				33,244	132,977	166,221
BUDGET C/0				6	23	29
2009-2010						
2010-2011						
2011-2012						
2012-2013						
2013-2014						
BEYOND 2014						
TOTAL COST				33,250	133,000	166,250

EXPENDITURE BREAKDOWN

EXPENDITURE BREAKDOWN	ENGINEERING	TESTING	LAND ACQUISITION	CONSTRUCTION	OTHER	TOTAL
PRIOR BDGTS					166,250	166,250
2009-2010						
2010-2011						
2011-2012						
2012-2013						
2013-2014						
BEYOND 2014						
TOTAL COST					166,250	166,250

PROJECT SPECIFICATIONS

PROJECT DESCRIPTION:

Replacement of maintenance equipment.

PROJECT JUSTIFICATION:

Existing is inadequate and in some cases unsafe.

PROJECT PRIORITY: A

START DATE: N/A

EST TIME TO COMPLETE: N/A

OPERATING BUDGET EFFECT:

NONE

N/A

SEE DETAIL

SHEET A 2009-2010/2013-2014 CAPITAL IMPROVEMENTS PROGRAM

PROJECT TITLE: Buses	PROJECT CATEGORY: Municipal Transit
PROJECT NUMBER: 709712	COUNCIL DISTRICT # N/A
DIVISION: Public Works	DEPARTMENT: Municipal Transit

PROJECT BUDGET

REVENUE BREAKDOWN

REVENUE SOURCES				SALES TAX	FEDERAL FUNDS	TOTAL
PRIOR BDGTS				244,283	1,158,659	1,402,942
PRIOR EXP				244,283	873,659	1,117,942
BUDGET C/0				0	285,000	285,000
2009-2010						
2010-2011						
2011-2012						
2012-2013						
2013-2014						
BEYOND 2014						
TOTAL COST				244,283	1,158,659	1,402,942

EXPENDITURE BREAKDOWN

EXPENDITURE BREAKDOWN	ENGINEERING	TESTING	LAND ACQUISITION	CONSTRUCTION	OTHER	TOTAL
PRIOR BDGTS					1,402,942	1,402,942
2009-2010						
2010-2011						
2011-2012						
2012-2013						
2013-2014						
BEYOND 2014						
TOTAL COST					1,402,942	1,402,942

PROJECT SPECIFICATIONS

PROJECT DESCRIPTION:			
PROJECT JUSTIFICATION:			
PROJECT PRIORITY:	A	EST TIME TO COMPLETE:	N/A
START DATE:	N/A	OPERATING BUDGET EFFECT:	NONE
			N/A
			SEE DETAIL

SHEET A 2009-2010/2013-2014 CAPITAL IMPROVEMENTS PROGRAM

PROJECT TITLE: Office Furniture	PROJECT CATEGORY: Municipal Transit
PROJECT NUMBER: 709713	COUNCIL DISTRICT # N/A
DIVISION: Public Works	DEPARTMENT: Municipal Transit

PROJECT BUDGET

REVENUE BREAKDOWN

REVENUE SOURCES				SALES TAX	FEDERAL FUNDS	TOTAL
PRIOR BDGTS				10,000	40,000	50,000
PRIOR EXP				9,857	39,431	49,288
BUDGET C/0				143	569	712
2009-2010						
2010-2011						
2011-2012						
2012-2013						
2013-2014						
BEYOND 2014						
TOTAL COST				10,000	40,000	50,000

EXPENDITURE BREAKDOWN

EXPENDITURE BREAKDOWN	ENGINEERING	TESTING	LAND ACQUISITION	CONSTRUCTION	OTHER	TOTAL
PRIOR BDGTS					50,000	50,000
2009-2010						
2010-2011						
2011-2012						
2012-2013						
2013-2014						
BEYOND 2014						
TOTAL COST					50,000	50,000

PROJECT SPECIFICATIONS

PROJECT DESCRIPTION:			
PROJECT JUSTIFICATION:			
PROJECT PRIORITY:	A	EST TIME TO COMPLETE:	N/A
START DATE:	N/A		
OPERATING BUDGET EFFECT:	<input type="checkbox"/> NONE	<input type="checkbox"/> N/A	<input type="checkbox"/> SEE DETAIL

SHEET A 2009-2010/2013-2014 CAPITAL IMPROVEMENTS PROGRAM

PROJECT TITLE: Landscaping	PROJECT CATEGORY: Municipal Transit
PROJECT NUMBER: 709715	COUNCIL DISTRICT # N/A
DIVISION: Public Works	DEPARTMENT: Municipal Transit

PROJECT BUDGET

REVENUE BREAKDOWN

REVENUE SOURCES				SALES TAX	FEDERAL FUNDS	TOTAL
PRIOR BDGTS				2,500	10,000	12,500
PRIOR EXP				2,122	8,486	10,608
BUDGET C/0				378	1,514	1,892
2009-2010						
2010-2011						
2011-2012						
2012-2013						
2013-2014						
BEYOND 2014						
TOTAL COST				2,500	10,000	12,500

EXPENDITURE BREAKDOWN

EXPENDITURE BREAKDOWN	ENGINEERING	TESTING	LAND ACQUISITION	CONSTRUCTION	OTHER	TOTAL
PRIOR BDGTS					12,500	12,500
2009-2010						
2010-2011						
2011-2012						
2012-2013						
2013-2014						
BEYOND 2014						
TOTAL COST					12,500	12,500

PROJECT SPECIFICATIONS

PROJECT DESCRIPTION:			
PROJECT JUSTIFICATION:			
PROJECT PRIORITY:	A	EST TIME TO COMPLETE:	N/A
START DATE:	N/A	OPERATING BUDGET EFFECT:	SEE DETAIL
	NONE	N/A	

SHEET A 2009-2010/2013-2014 CAPITAL IMPROVEMENTS PROGRAM

PROJECT TITLE: New Terminal	PROJECT CATEGORY: Municipal Transit
PROJECT NUMBER: 709716	COUNCIL DISTRICT # N/A
DIVISION: Public Works	DEPARTMENT: Municipal Transit

PROJECT BUDGET**REVENUE BREAKDOWN**

REVENUE SOURCES				SALES TAX	FEDERAL FUNDS	TOTAL
PRIOR BDGTS				196,500		196,500
PRIOR EXP				195,213		195,213
BUDGET C/0				1,287		1,287
2009-2010						
2010-2011						
2011-2012						
2012-2013						
2013-2014						
BEYOND 2014				780,000	3,120,000	3,900,000
TOTAL COST				976,500	3,120,000	4,096,500

EXPENDITURE BREAKDOWN

EXPENDITURE BREAKDOWN	ENGINEERING	TESTING	LAND ACQUISITION	CONSTRUCTION	OTHER	TOTAL
PRIOR BDGTS			146,500		50,000	196,500
2009-2010						
2010-2011						
2011-2012						
2012-2013						
2013-2014						
BEYOND 2014	400,000		500,000	3,000,000		3,900,000
TOTAL COST	400,000		646,500	3,000,000	50,000	4,096,500

PROJECT SPECIFICATIONS**PROJECT DESCRIPTION:**

Construction or purchase of a second transfer terminal on the west side of the city.

PROJECT JUSTIFICATION:

This would provide a common area for transfers at another central location and will provide better service and travel times for the patrons of the municipal transit system.

PROJECT PRIORITY: A

START DATE: N/A

EST TIME TO COMPLETE: N/A

OPERATING BUDGET EFFECT:

NONE

N/A

SEE DETAIL

SHEET A 2009-2010/2013-2014 CAPITAL IMPROVEMENTS PROGRAM

PROJECT TITLE: ADP Hardware	PROJECT CATEGORY: Municipal Transit
PROJECT NUMBER: 709717	COUNCIL DISTRICT # N/A
DIVISION: Public Works	DEPARTMENT: Municipal Transit

PROJECT BUDGET

REVENUE BREAKDOWN

REVENUE SOURCES				SALES TAX	FEDERAL FUNDS	TOTAL
PRIOR BDGTS				1,000	4,000	5,000
PRIOR EXP						
BUDGET C/0				1,000	4,000	5,000
2009-2010						
2010-2011						
2011-2012						
2012-2013						
2013-2014						
BEYOND 2014						
TOTAL COST				1,000	4,000	5,000

EXPENDITURE BREAKDOWN

EXPENDITURE BREAKDOWN	ENGINEERING	TESTING	LAND ACQUISITION	CONSTRUCTION	OTHER	TOTAL
PRIOR BDGTS					5,000	5,000
2009-2010						
2010-2011						
2011-2012						
2012-2013						
2013-2014						
BEYOND 2014						
TOTAL COST					5,000	5,000

PROJECT SPECIFICATIONS

PROJECT DESCRIPTION:			
PROJECT JUSTIFICATION:			
PROJECT PRIORITY:	A	EST TIME TO COMPLETE:	N/A
START DATE:	N/A		
OPERATING BUDGET EFFECT:	<input type="checkbox"/> NONE	<input type="checkbox"/> N/A	<input type="checkbox"/> SEE DETAIL

SHEET A 2009-2010/2013-2014 CAPITAL IMPROVEMENTS PROGRAM

PROJECT TITLE: ADA Vehicle Equipment	PROJECT CATEGORY: Municipal Transit
PROJECT NUMBER: 709718	COUNCIL DISTRICT # N/A
DIVISION: Public Works	DEPARTMENT: Municipal Transit

PROJECT BUDGET

REVENUE BREAKDOWN

REVENUE SOURCES				SALES TAX	FEDERAL FUNDS	TOTAL
PRIOR BDGTS				5,000	20,000	25,000
PRIOR EXP						
BUDGET C/0				5,000	20,000	25,000
2009-2010						
2010-2011						
2011-2012						
2012-2013						
2013-2014						
BEYOND 2014						
TOTAL COST				5,000	20,000	25,000

EXPENDITURE BREAKDOWN

EXPENDITURE BREAKDOWN	ENGINEERING	TESTING	LAND ACQUISITION	CONSTRUCTION	OTHER	TOTAL
PRIOR BDGTS					25,000	25,000
2009-2010						
2010-2011						
2011-2012						
2012-2013						
2013-2014						
BEYOND 2014						
TOTAL COST					25,000	25,000

PROJECT SPECIFICATIONS

PROJECT DESCRIPTION:			
PROJECT JUSTIFICATION:			
PROJECT PRIORITY:	A	EST TIME TO COMPLETE:	N/A
START DATE:	N/A	OPERATING BUDGET EFFECT:	SEE DETAIL
	NONE	N/A	

SHEET A 2009-2010/2013-2014 CAPITAL IMPROVEMENTS PROGRAM

PROJECT TITLE: Spare Parts		PROJECT CATEGORY: Municipal Transit	
PROJECT NUMBER: 709719		COUNCIL DISTRICT # N/A	
DIVISION: Public Works		DEPARTMENT: Municipal Transit	

PROJECT BUDGET




REVENUE BREAKDOWN

REVENUE SOURCES				SALES TAX	FEDERAL FUNDS	TOTAL
PRIOR BDGTS				12,982	51,926	64,908
PRIOR EXP						
BUDGET C/0				12,982	51,926	64,908
2009-2010						
2010-2011						
2011-2012						
2012-2013						
2013-2014						
BEYOND 2014						
TOTAL COST				12,982	51,926	64,908

EXPENDITURE BREAKDOWN

EXPENDITURE BREAKDOWN	ENGINEERING	TESTING	LAND ACQUISITION	CONSTRUCTION	OTHER	TOTAL
PRIOR BDGTS					64,908	64,908
2009-2010						
2010-2011						
2011-2012						
2012-2013						
2013-2014						
BEYOND 2014						
TOTAL COST					64,908	64,908

PROJECT SPECIFICATIONS

PROJECT DESCRIPTION:			
PROJECT JUSTIFICATION:			
PROJECT PRIORITY:	A	EST TIME TO COMPLETE:	N/A
START DATE:	N/A		
OPERATING BUDGET EFFECT:	 NONE	 N/A	 SEE DETAIL

R. FIVE YEAR PLAN

2009-2010

**GENERAL CAPITAL PROJECTS
FIVE YEAR CAPITAL PLAN**

PUBLIC ENTERPRISE

PROJ #	PROJECT IDENTIFICATION	BUDGET C/O	FISCAL YEAR					TOTAL 5 YEAR	BEYOND 2014	TOTAL COST
			09-10	10-11	11-12	12-13	13-14			
059401	Reserve for Relocation Projects	118,913	254,000	100,000	100,000	100,000	100,000	654,000		772,913
219001	Transportation Coordinator	54,136	20,000	20,000	20,000	20,000	20,000	100,000		154,136
050101	Downtown Theater	34,228						0		34,228
050105	AUMP-3rd Street Project	79,600						0		79,600
050301	City Hall Plaza Sealing	358,290	44,000					44,000		402,290
050302	Bolton Ave Comm Center Imp @	223,843						0		223,843
050401	Parking Garage Security	37,000						0		37,000
050404	IGA-Rapides Parish Flood Map	12,230						0		12,230
869901	Customer Service Center	1,527,538						0		1,527,538
860301	Info Technology Upgrades @	159,372	383,000	100,000				483,000		642,372
050701	Animal Shelter Improvements @	85,920	160,000					160,000		245,920
050702	Metal Building-Tire Area	106,184	55,000					55,000		161,184
050704	Security System-Riverfront	528	(528)					(528)		0
050705	Carpet Replacement-Riverfront	3,669	1,291					1,291		4,960
050706	Technology Upgrade-Riverfront	90,140	(95,487)					(95,487)		(5,347)
050707	Red River Development Study	250,000						0		250,000
050708	Convention Hall Improvements	253,694						0		253,694
050710	AUMP Lower Third	3,500,000						0		3,500,000
050801	Building Improvements	859,113	(154,317)					(154,317)		704,796
050802	Roof Replacement	337,551	799,500					799,500		1,137,051
050803	Emergency Operations Center	26,228						0		26,228
050806	Large Truck Wash Renovation	132,000						0		132,000
050807	Harold Miles Park Improvements@	33,869						0	330,000	363,869
050809	Install Air Walls-Riverfront	500						0		500
050810	Digital Recorder for Security Syster	4,145						0		4,145
050811	Interior Information Screens-Riverf	459						0		459
050812	Brownsfield Grants	88,059						0		88,059
050903	Fueling Depot Improvements	145,000	45,000					45,000		190,000
050904	Motor Pool Lift Replacement	7,482						0		7,482
050905	City Compound Security Enhancem	53,732						0		53,732
050906	Jake's Building Improvements	12,549						0		12,549
051001	Work Management Software		50,000	30,000	30,000			110,000		110,000
051002	Riverfront Improvements		500,000					500,000		500,000
*	Code Enforcement Covered Parking			127,680				127,680		127,680
Total Public Enterprise		8,595,972	2,061,459	377,680	150,000	120,000	120,000	2,829,139	330,000	11,755,111

* Project Number to be Assigned

@ New or Revised Projects

Projects to be closed

2009-2010
GENERAL CAPITAL PROJECTS
FIVE YEAR CAPITAL PLAN

DRAINAGE

PROJ #	PROJECT IDENTIFICATION	BUDGET C/O	FISCAL YEAR					TOTAL 5 YEAR	BEYOND 2014	TOTAL COST
			09-10	10-11	11-12	12-13	13-14			
259202	Bayou Roberts @ Landmark	158,458						0		158,458
259204	Chatlain Lake Canal Ph 3 & 4	0				265,000		265,000	2,675,000	2,940,000
259603	16th St Flood Control Structure	174,987						0		174,987
259802	Bayou Hynson Drainage	74,594						0		74,594
259803	McDonald St Drainage	63,087						0		63,087
259902	Master Drainage Map Update	45,447						0		45,447
250203	Southern Heights Drainage @	218,857	125,000	1,250,000				1,375,000		1,593,857
250204	Woodale Housing Drainage	138,293						0		138,293
250211	Acquisition-ROW/Servitudes	148,502	60,000	60,000	60,000	60,000	60,000	300,000		448,502
250303	Catch Basins Upgrade	209,005	50,000	50,000	50,000	50,000	50,000	250,000		459,005
250310	Culpepper/Llewellyn	1,331,513						0		1,331,513
250408	McAdams/MacArthur-Channel	50,150						0		50,150
250414	Texas/Phillips to Asber	22,822	(22,822)					(22,822)		0
250420	Cloverdale Drainage	146,232	(146,232)					(146,232)		0
250421	Residential Ditch Closure @	141,100	1,120,000	200,000	375,000	375,000	375,000	2,445,000		2,586,100
250502	WS Bayou/Chatlin/Bennett	99,915						0	738,520	838,435
250503	Bayou Phillips Pump Station	1,030,000						0		1,030,000
250504	Hudson/Natchez-Lincoln	949,701	800,000					800,000		1,749,701
250508	Drainage/Applebee's Dorchester @	404,147	115,000					115,000		519,147
250509	Elizabeth Street Drainage @	1,458						0		1,458
250511	Prescott/Shirley Park-Texas @	1,116,150						0		1,116,150
250512	Pump Station Repairs	74,012	10,000	10,000	10,000	10,000	10,000	50,000		124,012
250604	Chatlain Lake-Willow Glen Hudson	84,320						0	1,377,500	1,461,820
250801	Ellis & Paul Drainage & Outfall	35,000	500,000					500,000		535,000
250803	Woodale Outfall/ Railrd Ave @	642,687	422,500		814,850			1,237,350	2,146,150	4,026,187
250901	City Wide Drainage Improvemnts	940,776						0		940,776
251001	Duhon Lane Drainage	0	352,500					352,500		352,500
251002	Culpepper/Llewellyn Ph 2	0	50,000	823,500				873,500		873,500
Total Drainage		8,301,213	3,435,946	2,393,500	1,309,850	760,000	495,000	8,394,296	6,937,170	23,632,679

* Project Number to be Assigned

@ New or Revised Projects

Projects to be closed

2009-2010
GENERAL CAPITAL PROJECTS
FIVE YEAR CAPITAL PLAN

STREETS

PROJ #	PROJECT IDENTIFICATION	BUDGET C/O	FISCAL YEAR					TOTAL 5 YEAR	BEYOND 2014	TOTAL COST	
			09-10	10-11	11-12	12-13	13-14				
268823	Street, Drainage, Sidewalk Repairs	132,564	500,000	50,000	50,000	50,000	50,000	700,000		832,564	
269001	Extension of Versailles-Ph 1 @	758,215						0		758,215	
269007	Sugarhouse Road - Phase 1	7,376,864	823,000	3,500,000				4,323,000		11,699,864	
269609	Extension of Versailles-Ph 2 @	10,292,162	(2,500,000)					(2,500,000)		7,792,162	
269801	Jackson St at Horseshoe Drive @	111,132	330,500	1,035,000	1,000,000			2,365,500		2,476,632	
269906	Heyman/Castle- Jackson St	116,024						0	2,198,000	2,314,024	
260001	Extension of Jackson Street	41,363	75,000	50,000	1,795,000					41,363	
260002	Masonic @ Horseshoe Drive	102,025			575,000	2,300,000		2,875,000		2,977,025	
260003	Horseshoe/Jackson-Masonic	240,491			500,000	8,000,000		8,500,000		8,740,491	
260201	Lincoln/Hudson to Sugarhouse	136,439	2,500,500					2,500,500		2,636,939	
260402	Recon Horseshoe/Grove-Mae	28,831						0	1,560,000	1,588,831	
260405	North Mall-Sterkx to Lee @	373,169						0		373,169	
260407	Street Repairs @	325,651		200,000	375,000	375,000	375,000	1,325,000		1,650,651	
260503	Ext of Pine Ridge to Trailway @	334,855						0		334,855	
260507	Aerial Photography @	76,796	35,000	35,000	35,000	35,000	35,000	175,000		251,796	
260508	Enterprise Sidewalks	131,837	300,000					300,000		431,837	
260603	Extension of Cloverleaf Blvd	11,631	(11,631)					(11,631)		0	
260604	North Mall-North to Sterkx	307,132	250,000					250,000	3,007,500	3,564,632	
260605	Jackson @ MacArthur Intersection	60,000	25,000					25,000		85,000	
260608	Land Acquisitions @	(6,427)	60,000	60,000	60,000	60,000	60,000	300,000		293,573	
260801	6th & 7th/Cotton to Monroe	200,000	500,000			2,250,000	3,150,000	5,900,000		6,100,000	
261001	Extension of Versailles-Ph 3	0	1,535,000					1,535,000		1,535,000	
261002	Traffic Signals Renovations	0	95,000					95,000		95,000	
Total Streets			21,150,754	4,517,369	4,930,000	4,390,000	13,070,000	3,670,000	28,657,369	6,765,500	56,573,623

* Project Number to be Assigned

@ New or Revised Projects

Projects to be closed

2009-2010

**GENERAL CAPITAL PROJECTS
FIVE YEAR CAPITAL PLAN**

POLICE

PROJ #	PROJECT IDENTIFICATION	BUDGET C/O	FISCAL YEAR					TOTAL 5 YEAR	BEYOND 2014	TOTAL COST
			09-10	10-11	11-12	12-13	13-14			
500801	Public Safety Generator	245,665						0		245,665
500802	Motorola Mobile Radio Replaceme	37,200						0		37,200
Total Police		282,865	0	0	0	0	0	0	0	282,865

* Project Number to be Assigned

@ New or Revised Projects

Projects to be closed

2009-2010

**GENERAL CAPITAL PROJECTS
FIVE YEAR CAPITAL PLAN**

FIRE

PROJ #	PROJECT IDENTIFICATION	BUDGET C/O	FISCAL YEAR					TOTAL 5 YEAR	BEYOND 2014	TOTAL COST
			09-10	10-11	11-12	12-13	13-14			
600503	Fire Station Relocation	2,114,709						0	1,800,000	3,914,709
600801	Replace Pumper Truck	@ 435,353						0		435,353
600901	Fire Safety House	@ 65,000						0		65,000
Total Fire			2,615,062	0	0	0	0	0	1,800,000	4,415,062

- * Project Number to be Assigned
- @ New or Revised Projects
- Projects to be closed

2009-2010

GENERAL CAPITAL PROJECTS
FIVE YEAR CAPITAL PLAN

PARKS AND RECREATION

PROJ #	PROJECT IDENTIFICATION	BUDGET C/O	FISCAL YEAR					TOTAL 5 YEAR	BEYOND 2014	TOTAL COST
			09-10	10-11	11-12	12-13	13-14			
439001	Park Acquisitions & Imprvmnt	247,439		75,000	75,000	75,000	75,000	300,000		547,439
430203	Bayou Rapides Park/Trail @	535,335						0		535,335
430404	Johnny Downs Park	209,799						0		209,799
440601	Harmon Park Improvements	50,000						0		50,000
440602	Golf Course Improvements	9,332						0		9,332
440901	Recreational Park Improvements @	1,007,859		1,000,000				1,000,000		2,007,859
Total Park/Recreation		2,059,764	0	1,075,000	75,000	75,000	75,000	1,300,000	0	3,359,764

* Project Number to be Assigned
 @ New or Revised Projects
 Projects to be closed

2009-2010
GENERAL CAPITAL PROJECTS
FIVE YEAR CAPITAL PLAN

ZOOLOGICAL PARK

PROJ #	PROJECT IDENTIFICATION	BUDGET C/O	FISCAL YEAR					TOTAL 5 YEAR	BEYOND 2014	TOTAL COST
			09-10	10-11	11-12	12-13	13-14			
439002	Zoo Renovations	29,513	330,000					330,000		359,513
430401	Zoo Operations Maint Center	114,783						0		114,783
430602	Natural Habitat & Area 1 Reno @	225,000						0		225,000
430701	Signage & Graphics	72,461						0		72,461
430702	South American Barn Replaceme	100,000						0		100,000
430801	Zoo Kitchen & Employee Complex	122,082						0		122,082
430802	Entry Pavilion Complex-Ph2	240,000						0		240,000
430901	Modification of Lion Exhibit @	150,000						0		150,000
430902	Renovation of South America Secti	300,000						0		300,000
430903	Zoo Master Plan Update @	55,000						0		55,000
430904	Leopard Exhibit @	175,000						0		175,000
431001	Zoo Underground Electrical Line	0	50,000					50,000		50,000
431002	Zoo Generators	0	389,000					389,000		389,000
431003	Zoo Playground Improvements	0	750,000					750,000		750,000
431004	Zoo Technology & Security Upgrad	0	195,000					195,000		195,000
Total Zoological Park		1,583,839	1,714,000	0	0	0	0	1,714,000	0	3,297,839
TOTAL GENERAL CAPITAL PROJECT		44,589,469	11,728,774	8,776,180	5,924,850	14,025,000	4,360,000	42,894,804	15,832,670	103,316,943

* Project Number to be Assigned

@ New or Revised Projects

Projects to be closed

2009-2010

**COMMUNITY DEVELOPMENT BLOCK GRANT
FIVE YEAR CAPITAL PLAN**

COMMUNITY DEVELOPMENT BLOCK GRANT

PROJ #	PROJECT IDENTIFICATION	BUDGET C/O	FISCAL YEAR					TOTAL 5 YEAR	BEYOND 2014	TOTAL COST
			09-10	10-11	11-12	12-13	13-14			
000552	Ceatham/Harmon Park	(25)						0		(25)
000750	McDonald St & Drainage	828						0		828
000752	Ceatham/Harmon Park	0						0		0
000851	City Park Playground Improvement	167,257						0		167,257
TOTAL CDBG		168,060	0	0	0	0	0	0	0	168,060

- * Project Number to be Assigned
- @ New or Revised Projects
- ▨ Projects to be closed

2009-2010
ENTERPRISE CAPITAL PROJECTS
FIVE YEAR CAPITAL PLAN

ELECTRIC

PROJ #	PROJECT IDENTIFICATION	BUDGET C/O	FISCAL YEAR					TOTAL 5 YEAR	BEYOND 2014	TOTAL COST
			09-10	10-11	11-12	12-13	13-14			
729202	Circuit Reconductoring	199,904	200,000	400,000	400,000	250,000	250,000	1,500,000		1,699,904
729505	Capacitor Bank Voltage Cntrlrs	11,463						0		11,463
729701	Continuous Emission Monitor	5,151						0		5,151
729905	Add TieLine-Twin Bridges	38,674	300,000					300,000	8,610,000	8,948,674
720003	Replace Distribution Breakers	67,500		50,000	50,000			100,000		167,500
720004	Instrumentation Upgrade 3 & 4	106,755						0		106,755
720202	Upgrade SCADA System	34,287	10,000	55,000	55,000			110,000		144,287
720601	138 KV Pole Change Out	123,690	130,000	350,000	350,000	250,000		1,080,000		1,203,690
720602	#3 Cooling Tower	13,581						0		13,581
720701	Warehouse/Office Improvements	405,708						0		405,708
720702	Substation Oil Containment	350,000	100,000					100,000		450,000
720703	Paint 138 KV Switchgear	14,272						0		14,272
720704	Upgrade DG Hunter Substation	51,944						0	9,500,000	9,551,944
720705	New Substation	19,978						0	10,550,000	10,569,978
720801	Electric Utility Relocation	85,221		200,000	200,000	200,000	200,000	800,000		885,221
720802	Substation Storage Bldg	174,750						0		174,750
720803	Arterial Street Lighting Addition @	132,854						0		132,854
720804	Substation Maintenance @	222,300		115,000	115,000	115,000	115,000	460,000		682,300
720805	Distribution Feeder Maintenance @	14,762	175,000	400,000	300,000	200,000	200,000	1,275,000		1,289,762
720806	#4 Cooling Tower	250,000	500,000					500,000		750,000
720807	Vacuum Pump	50,000						0		50,000
720901	Upgrade Transformers at Prescott@	179,199			1,800,000			1,800,000		1,979,199
720903	138 KV Pilot Wire Replacement @	122,468	250,000					250,000		372,468
720904	Cooling Tower Repairs @	2,060						0		2,060
720905	Sterkx Rd Transformer Rep @	340,047						0		340,047
721001	Paint Transformer for #3 & #4	0	75,000					75,000		75,000
721002	Prescott Substation Flood Protector	0	86,000					86,000		86,000
*	4e Feed Water Heater	0		220,000				220,000		220,000
Total Electric		3,016,568	1,826,000	1,790,000	3,270,000	1,015,000	765,000	8,656,000	28,660,000	40,332,568

* Project Number to be Assigned

@ New or Revised Projects

Projects to be closed

2009-2010
ENTERPRISE CAPITAL PROJECTS
FIVE YEAR CAPITAL PLAN

WATER

PROJ #	PROJECT IDENTIFICATION	BUDGET C/O	FISCAL YEAR					TOTAL 5 YEAR	BEYOND 2014	TOTAL COST
			09-10	10-11	11-12	12-13	13-14			
759601	Water Well Improvement	298,688						0	712,000	1,010,688
750004	Replace Water Lines	383,547						0	800,000	1,183,547
750701	Generators	68,616						0		68,616
750802	Flow Meters @ Pump Stations	20,000						0		20,000
750803	Replace 36" Valve @ IP	15,000						0		15,000
750804	Leak Detection @	149,390						0		149,390
750805	24" By Pass to Ground Storage	300,000	(300,000)					(300,000)		0
750806	Pump Station Monroe Street	70,000						0	450,000	520,000
750807	Paint Ground Storage Tank at Kisab	86,394	80,240					0		86,394
750901	Security Cameras - Water @	60,000	(60,000)					(60,000)		0
750903	Water Wells @ Adams @	88,000						0	712,000	800,000
750904	Replace Well #926 @	44,000						0	256,000	300,000
750905	Water Wells @ Betty St @	55,000						0	295,000	350,000
750906	Replace Well #911 @	55,000						0	350,000	405,000
750908	Test & Collector Well @ Hamilt @	30,000						0	2,000,000	2,030,000
750909	Replace 3 Ground Storage Tanks @	310,000						0	450,000	760,000
751001	Water Well Reclamation	0	2,000,000					2,000,000		2,000,000
751002	SCADA System Upgrade	0	57,000	300,000				357,000		357,000
751003	Pump Station City Park	0	50,000					50,000	500,000	550,000
Total Water		2,033,635	1,827,240	300,000	0	0	0	2,047,000	6,525,000	10,605,635

* Project Number to be Assigned

@ New or Revised Projects

Projects to be closed

2009-2010

ENTERPRISE CAPITAL PROJECTS
FIVE YEAR CAPITAL PLAN

GAS

PROJ #	PROJECT IDENTIFICATION	BUDGET C/O	FISCAL YEAR					TOTAL 5 YEAR	BEYOND 2014	TOTAL COST
			09-10	10-11	11-12	12-13	13-14			
780901	Gas/Water Replacement-Martin F@	160,000		250,250	500,000			750,250		910,250
	Total Gas	160,000	0	250,250	500,000	0	0	750,250	0	910,250

* Project Number to be Assigned

@ New or Revised Projects

Projects to be closed

2009-2010

**ENTERPRISE CAPITAL PROJECTS
FIVE YEAR CAPITAL PLAN**

WASTEWATER

PROJ #	PROJECT IDENTIFICATION	BUDGET C/O	FISCAL YEAR					TOTAL 5 YEAR	BEYOND 2014	TOTAL COST
			09-10	10-11	11-12	12-13	13-14			
818901	Sewer Line Rehab & Replacemer	361,392	250,000	750,000				1,000,000		1,361,392
810402	Hwy 28 W Pumping Station	4,766,928	200,000					200,000	4,544,000	9,510,928
810602	Sewer Trunk Main Hwy 1	40,000						0		40,000
810701	Reconstruct Baffle Walls	155,000						0	75,000	230,000
810702	Ramada Inn Force Main	89,500						0		89,500
810703	Odor Emissions Reduction	129,739						0		129,739
810801	Main Dist Panel Replacement	4,811						0		4,811
810802	SCADA System Upgrade	150,000						0	120,000	270,000
810803	St. Mary's Bar Screen	196,122						0		196,122
810804	Hwy 1 North Sewer Ext	176,542						0		176,542
810805	Stand By Power-Headwork/Admi	218,503						0		218,503
810806	Wastewater Imp - Versailles Ext @	1,054,981	533,000					533,000		1,587,981
810807	Robin Road Sewer Improvements@	561,870						0		561,870
810808	Azalea Lane Sewer Extension @	272,724						0		272,724
810901	Shirley Park Lift Station @	23,550		211,450				211,450		235,000
810902	England Air Park Lift Station @	60,000		226,500				226,500		286,500
810903	Control Panel Upgrades @	60,000		299,200				299,200		359,200
810904	Collection/Treatment Painting @	75,000		715,000				715,000		790,000
810905	Influent Flow Meter Vault @	35,000		163,000				163,000		198,000
*	Atwood Station Odor Control	0				95,000		95,000		95,000
*	Treatment Plant Drainage	0				465,000		465,000		465,000
*	Lift Station Stand by Power	0				256,400		256,400		256,400
*	Samtown Lift Station	0				1,271,000		1,271,000		1,271,000
Total Wastewater		8,431,662	983,000	2,365,150	0	2,087,400	0	5,435,550	4,739,000	18,606,212

* Project Number to be Assigned

@ New or Revised Projects


Projects to be closed

2009-2010

ENTERPRISE CAPITAL PROJECTS
FIVE YEAR CAPITAL PLAN

OTHER

PROJ #	PROJECT IDENTIFICATION	BUDGET C/O	FISCAL YEAR					TOTAL 5 YEAR	BEYOND 2014	TOTAL COST
			09-10	10-11	11-12	12-13	13-14			
860201	Cash Receipts/Decentral Time	309,435						0		309,435
860301	Info Technology Upgrades	13,904						0		13,904
860701	Telephone Network Upgrade @	10,892	500,000	500,000				1,000,000		1,010,892
860702	GIS System/GPS Equipment @	310,473	250,000	100,000	100,000	100,000		550,000		860,473
860901	Radio Antennae-Coliseum @	65,000	10,000					10,000		75,000
Total Other		709,704	760,000	600,000	100,000	100,000	0	1,560,000	0	2,269,704
TOTAL UTILITY CAPITAL		14,351,569	5,396,240	5,305,400	3,870,000	3,202,400	765,000	18,448,800	39,924,000	72,724,369

* Project Number to be Assigned
 @ New or Revised Projects
 Projects to be closed

2009-2010

ENTERPRISE CAPITAL PROJECTS
FIVE YEAR CAPITAL PLAN

MUNICIPAL TRANSIT

PROJ #	PROJECT IDENTIFICATION	BUDGET C/O	FISCAL YEAR					TOTAL 5 YEAR	BEYOND 2014	TOTAL COST
			09-10	10-11	11-12	12-13	13-14			
709701	Capital Betterments	312						0		312
709702	Support Equipment	(4,028)						0		(4,028)
709710	Replace Support Vehicles	(16,927)						0		(16,927)
709711	Mise Shop Equipment	29						0		29
709712	Buses	285,000						0		285,000
709713	Office Furniture	712						0		712
709714	Replace Signage	12,370						0		12,370
709715	Landscaping	1,892						0		1,892
709716	New Terminal	1,287						0	3,900,000	3,901,287
709717	ADP Hardware	5,000						0		5,000
709718	ADA Vehicle Equipment	25,000						0		25,000
709719	Spare Parts	64,908						0		64,908
709720	Trolleys	28,000						0		28,000
TOTAL TRANSIT		403,555	0	0	0	0	0	0	3,900,000	4,303,555

- * Project Number to be Assigned
- @ New or Revised Projects
- Projects to be closed