

City of Alexandria
Annual Capital Budget
and Five Year Plan
2025-2026

GOVERNMENT FINANCE OFFICERS ASSOCIATION

Distinguished Budget Presentation Award

PRESENTED TO

City of Alexandria
Louisiana

For the Fiscal Year Beginning

May 01, 2024

Christopher P. Morrill

Executive Director

********This Page Intentionally Left Blank********

CITY OF ALEXANDRIA
ELECTED OFFICIALS
2025-2026

EXECUTIVE	
Jacques M. Roy	Mayor
LEGISLATIVE	
Malcolm Larvadain	District One
Gary Johnson	District Two
Cynthia Perry	District Three
Lizzie Felter	District Four
Chuck Fowler	District Five
Jim Villard	At-Large
Jules Green	At-Large
JUDICIAL	
Richard Starling, Jr.	City Judge
Jerome Hopewell	City Marshal

CITY OF ALEXANDRIA
EXECUTIVE OFFICERS
2025 - 2026

Kay Michiels	Chief of Staff
Chad Gremillion	Police Chief
Sam Allen	Fire Chief
Lisa Harris	Director of Human Resources
Jonathan Goins	City Attorney
David Johnson	Director of Finance
Patrick VanDyke	Commissioner of Public Safety
Tonya Corley	Director of Community Services
Marcus Connella	Director of Utilities
David Gill	Director of Public Works

TABLE OF CONTENTS

	PAGE
Table of Contents	5
Glossary	15
A. BUDGET SUMMARIES	
Combined Summary/Sources of Funding	17
B. GENERAL CAPITAL PROJECTS	
Summary of General Capital Projects	19
C. PUBLIC ENTERPRISE	
Source of Funding	22
Reserve for Relocation Projects	24
City Hall Renovation	25
Information Upgrades	26
Building Improvements	27
Roof Replacement	28
Brownsfields Grant	29
Red River Imp Venture	30
Port of Alexandria Rail Spur Imp	31
Energy Renovations	32
Riverfront Improvements	33
Security Improvements	34
Public Safety Datacenter Renovation	35
Riverfront Center Waterproofing/Roofing	36
Transfer Station/Landfill	37
City Compound Eves & Soffit Repair	38
Adoption Center Animal Shelter	39
Nehemiah Incubator	40
Elevator Modifications	41
Alexandria Healthcare Initiattive LSUA	42
Information System Security Upgrades	43
Jackson/MacArthur Landscaping	44

TABLE OF CONTENTS

	PAGE
D. DRAINAGE	
Source of Funding	46
Acquisition-ROW/Servitudes	48
Residential Ditch Closure	49
Pump Station Repairs	50
Citywide Drainage Improvements	51
Willow Glen Drainage	52
Horseshoe Canal Hardening	53
Chatlain Overflow Structure	54
Fairground/Machine Shop Flood Control	55
AHA Ditch Repair	56
Good Earth Ditch Improvements, Phase 1	57
Good Earth Ditch Improvements, Phase 2	58
Dorchester Ditch Improvements, Phase 1	59
MacAdams Ditch Improvements	60
Shenandoah Ditch Enclosure	61
Worley Drive Ditch Enclosure	62
Prescott Road Drainage Improvements	63
Dorchester Ditch Improvements, Phase 2	64
E. STREETS	
Source of Funding	66
Street, Drainage, Sidewalk Repairs	68
Sugarhouse Road - Phase 1	69
Aerial Photography	70
Land Acquisitions	71
Traffic Signals Renovations	72
Masonic Corridor Ph 2	73
Directional Signage & Striping	74
N. 16th Street Bridge Replacement	75
England Drive Sidewalks	76
Street Surface Assessment	77
Elliott Street Reconstruction	78
MPO Asphaltic Street Rehab	79
Foisy Street Reconstruction	80
Alexandria Bike/Pedestrian Plan	81
Bryn Mawr Bridge Replacement	82
Jackson Street Rehab	83

TABLE OF CONTENTS

	PAGE
E. STREETS - Continued	
Baldwin Avenue Extension	84
Worley Drive Reconstruction	85
Olcutt Street Reconstruction	86
Heyman Lane Bridge	87
Versailles Boulevard Roundabouts	88
Tulane Bridge Replacement	89
6th Street Reconstruction	90
F. PUBLIC SAFETY - POLICE	
Source of Funding	92
Pistol Range Improvements	94
Public Public Safety Training Impr	95
SWAT Building Improvements	96
Radio Console Public Safety	97
Armoured Vehicle	98
CAD/RMS Public Safety	99
G. PUBLIC SAFETY - FIRE	
Source of Funding	102
Pumper Truck #30	104
Ladder Fire Truck #51	105
Pumper Truck #50	106
H. PARKS & RECREATION	
Source of Funding	108
Recreational Park Improvements	110
Civil Rights Monument	111
Links on the Bayou Improvements	112
Tennis Court Additions	113
Reconstruct Johnny Downs Complex	114
Recreation Office @ Johnny Downs	115
Park Playground Equipment	116
Masonic/Bringhurst Restoration	117
I. ZOOLOGICAL PARK	
Source of Funding	120
AV System	122
Zoo Improvements	123

TABLE OF CONTENTS

	PAGE
I. ZOOLOGICAL PARK continued	
Tiger Building Replacement	124
Zoo Master Plan/Feasability Study	125
Primate Enclosures	126
J. COMMUNITY DEVELOPMENT	
Source of Funding	128
K. ENTERPRISE CAPITAL PROJECTS	
Summary of Enterprise Capital Projects	132
L. ELECTRIC	
Source of Funding	134
Circuit Reconductoring	136
Replace Distibution Breakers	137
138 KV Pole Change Out	138
Electric Utility Relocation	139
Substation Maintenance	140
Distibution Feeder Maintenance	141
138 KV Pilot Wire Replacement	142
138 KV Transmission Upgrade	143
Bayou Cove #1 Comb Inspection	144
Bayou Cove #1 Capital Imp	145
MacArthur Drive Lighting Replacement	146
Demolition DG Hunter 1-4	147
Prescott 2400V Conversion	148
Downtown-Willow Glen 138 KV Rebuild	149
DG Hunter #5-11 Major Maintenance	150
TB3 to TB4 15kV Tieline	151
Roof Improvements/Replacements	152
Step Up Transformer Switch Scheme	153
BYC 1 Hot Gas Path	154
Replace Feeder Cables-Plant, Twin Bridges	155
Replace Bayou Rapides Switchgear	156
Electric SCADA	157
Staking Sheet Software & Mgt	158
Replace Transformers & Switch Gears	159
LA 28 West Load Study	160
Cooling Tower Removal	161

TABLE OF CONTENTS

	PAGE
L. ELECTRIC continued	
Mobile Substation	162
DG Hunter Automation	163
Power Plant GSU Switch Upgrade	164
Paint Substation Transformers/Switchgear	165
Replace Prescott Switchgear #1	166
Replace Prescott Transformer #2	167
Willow Glen Breaker & Switch Rep	168
Twin Bridges Breaker & Switch Rep	169
M. WATER	
Source of Funding	172
Waterline Replacement & Rehab	174
Water Well Reclamation	175
Drill New Water Wells	176
McNutt Field Water Feeder Line	177
Fire Hydrant Thread Standardization	178
Martha Lane/Paris St Water	179
Water Production Stand By Generation	180
Water Storage Security Cameras	181
Ground Storage Tower & Roof	182
Adams Tank Repair & Paint	183
Kisatchie Ground Storage Aeration	184
Kisatchie By Pass Phase I	185
LSL Inventory Project	186
Hwy 1 South Ground Storage Tank	187
Adams Pump Station Line Renovation	188
Tank Inspections	189
Sterkx Road Materials Storage Cover	190
12" Main Bennett to Tulane	191
Industrial Park Tank Repair & Paint	192
Hamilton Tank Painting	193
Shell Road Tank Painting	194
Hwy 28 Water Main Improvements	195
City Wide Meter Replacements	196
24" Main Annadale Road	197
12" Main England Dr to Highway 1	198
2 Way Radio Water	199
Russell/Rogers/Gay Rd Water Rep	200

TABLE OF CONTENTS

	PAGE
N. GAS	
Source of Funding	202
Gas SCADA Upgrade	204
Lower 3rd/W Sandy Bayou Gas	205
Wells Boulevard Gas Rep	206
MAOP Reverification	207
Odorization Station City Gate 1 & 4	208
Olde Town @ Red River Gas Ext	209
Jackson Street Gas Replacement	210
Fairfield West Subdivison Gas	211
Bayou Fields Subdivsion	212
Traditions on the Bayou Subdivision	213
Regulator/Meter Station Refurb	214
Wellington/Charleston 2" Gas Main Installation	215
Gas Infrastructure Enhancements	216
Rue Notre Dame & Rue Maria Gas Extension	217
Odorization Equipment Upgrades	218
Gas Extensions & Rehab	219
Lower 3rd Gas Replacement	220
Stracener/South Street Gas	221
Grundy Cooper Gas Replacement	222
Alexandria West Side Gas Feed	223
Zone 15 Gas Replacement	224
Bayou Rapides Rd Gas Extension	225
Jefferson Heights Gas Relocation	226
Lee Street Ext/Kees Ave Gas	227
O. WASTEWATER	
Source of Funding	230
Sewer Line Rehab & Replacement	232
Lift Station Upgrades	233
Wastewater Main Rep - Legacy System	234
Dechlorination Facility Imrprovements	235
Marye Street Sewer	236
Aerator Mooring @ Plant	237
Treatment Plant Roadway Lighting	238
SCADA Tower Replacement	239
SCADA System Additions/Upgrades	240
Wastewater Admin Refurb/Additions	241

TABLE OF CONTENTS

PAGE

O. WASTEWATER - Continued

WWTP Primary Cell 2 - Sludge Removal 242
Martin Park Flood Control Stand By 243
West Alex Wastewater Capacity Study 244
Windemere Lift Station Gravity Sewer 245
Engine Replacement-Jones St Lift Station 246
Highway 28 W Sewer Improvements 247
Main Lift Stations Renovation 248
W Sandy Bayou Flood Control Stand By 249
Downtown Sewer Line Rehab 250
West Alexandria Treatment Plant 251
Treatment Plant Drainage 252
Calvert Street Lift Station 253

P. OTHER

Source of Funding 256
Information System Upgrades 258
Telephone Network Upgrade 259
GIS System/GPS Equipment 260
Council Chambers Broadcast Upgrade 261
Customer Service HVAC System 262

Q. MUNICIPAL TRANSIT

Source of Funding 264
ADA Vans 266
Support Vehicles 267
Misc Shop Equipment 268
Buses 269
Bus Stop Shelters 270

R. FIVE YEAR PLAN

April 25, 2025

Honorable Mayor and
Members of the Alexandria City Council

I am pleased to present the City of Alexandria's Annual Capital Budget and Five Year Plan for the fiscal years 2025/2026 through 2029/2030. Each capital project includes source(s) of funding; prior, current and future expenditures; and scheduling and expenditure breakdowns. The plan, as presented, balances each year's estimated revenue sources with a current or future project's estimated funding requirements.

The City's Home Rule Charter requires the Mayor to submit to the Alexandria City Council a Capital Improvements Program covering a minimum of 5 years. The plan is required to be submitted at the same time as the annual operating budget for the upcoming fiscal year. An appropriation approved by the Council continues in force until the purpose for which it was created is fulfilled or abandoned. The Charter states that any appropriation shall be deemed abandoned if 3 years pass without any disbursement from or encumbrance of the appropriation.

A Five Year Capital Improvements Program requires long term planning. It also requires a constant monitoring of current trends in order to make necessary adjustments to current and future projects proposed in the plan, particularly in times of uncertainty like the present one. The environment in the which the City exists is highly fluid, requiring constant reassessing of the prioritization of projects under contemplation. The Administration and Council of the City of Alexandria remain engaged in this process for the benefit of its citizenry.

Jacques M. Roy
Mayor

David L. Johnson
Director of Finance
Post Office Box 71
Alexandria, LA 71309-0071
Tel (318) 449-5034 · Fax (318) 449-5231
email: david.johnson@cityofalex.com

General Capital Projects

The following is a breakdown of the General Capital Projects by Category:

Category	No. of Projects	Total
Public Enterprise	6	730,000
Drainage	2	1,375,000
Streets	7	2,301,000
Police	1	595,000
Fire	1	1,230,000
Parks	1	1,677,000
Zoo	2	900,000
Total	20	$ 8,808,000

The General Capital Projects are funded by Sales Tax Revenues, Property Tax Revenues, Other Revenues, closure of existing projects, and Federal/State Grants. A five year 11.25 millage Property tax dedicated to general capital projects has been approved by the voters in 1988, 1998, 2003, and 2008. This property tax renewed in 2018 for ten years. One-half of the 1976 Sales Tax is dedicated to payment of principal and interest on the sales tax bonds and capital improvements.

Projects involving economic development, construction of new facilities, renovation of existing public facilities and feasibility or master plan studies are budgeted under the Public Enterprise category. The City currently has 21 budgeted projects in this category. The 2025-2026 Budget will adjust funding for 7 of these projects. Other projects receiving funds this year include Baldwin Avenue Extension, Worley Drive Reconstruction, Fire Truck Replacement, Park Playground Equipment, and projects at the Alexandria Zoological Park.

The Reserve for Relocation Project, operates as "holding" account for the other projects. The Reserve for Relocation Projects is used to "hold" Utility Funds transferred to the General Capital Projects fund for use with street or drainage projects. The reconstruction of streets or drainage systems often requires the movement or relocation of utility systems. A minimum appropriation of $100,000 per year is typically made by the Utility Funds to the General Capital Projects Fund.

Budget Amendments will be used to transfer the Utility Fund into special account numbers within a related project. If Utility Funds remain in a completed project, these funds are transferred back to the Reserve for Relocation Projects "holding" account.

Enterprise Capital Projects

The following is a breakdown of the Enterprise Capital Projects by Category:

Category	No. of Projects	Total
Electric	12	3,300,000
Water	2	120,000
Gas	5	955,000
Wastewater	5	4,000,000
Other	3	950,000
Total	27	$ 9,325,000

The Enterprise Capital Projects are funded by revenues generated by the City's Utilities System, Utility Revenue Bonds, revolving loans from the State Department of Health and Hospitals, State Department of Environmental Quality, and matching FTA grants.

Projects for this year are scattered throughout the services of the Utilities System Fund, with a large emphasis on Electrical projects such as DG Hunter Major Maintenance, Gas projects such as Gas Infrastructure Enhancements and Wastewater projects such as Marye Street Sewer .

These capital project's touch three of the main functions of utilities. Keeping the systems of each service in good working order is essential to the individual service, all other services, and ultimately the City as a whole.

Sincerely,

David Johnson
Director of Finance
City of Alexandria

CITY OF ALEXANDRIA
FIVE YEAR CAPITAL IMPROVEMENT PROGRAM
GLOSSARY OF TERMS

REVENUE TERMS:

Community Development Block Grant (CDBG) - Revenue received from the Community Development Block Grant source via the City's Community Development department.

Federal Grants - Revenue received from the U.S. Government, or as a Federal pass-through grant from the State of Louisiana.

Property Taxes - Revenue from the 11.25 milage Capital Projects Tax.

Sales Tax (STX) - Revenue from the City's Capital Outlay Fund supported by the ½ cent sales tax.

Sales Tax Bonds (STXB) - Revenue from sales tax bonds.

Special Assessments (ASMT) - Revenue received from the legal process of assessing benefitted property owners or physical improvements such as sewer lines or street improvements.

State Grants - Funds received from the State of Louisiana, excluding pass-through grants.

Utility Revenue Bonds (RB) - Revenue from the sales of Utility Bonds.

Expenditure Terms:

Construction - Contracted cost associated with the actual implementation or construction of an improvement. This should include material costs associated with projects utilizing city crews for implementation.

Demolition Cost - Contract cost associated with demolition or site preparation.

Engineering/Architectural Design - Any cost related to the design phase of the project either by the city or private firm.

Inspection Fees - Cost of providing for project inspection usually performed either by the city or private firm.

Land Acquisition - Any cost associated with the acquisition of property of implement the project.

Landscaping - Costs associated with miscellaneous grading and landscaping activities incidental to the construction activity. Landscaping for parks should be shown in the construction classification.

Major Equipment - Costs associated with movable or immovable equipment, generally costing over $5,0000 and having a useful life of five years.

CITY OF ALEXANDRIA
FIVE YEAR CAPITAL IMPROVEMENT PROGRAM
GLOSSARY OF TERMS
continued

Miscellaneous Definitions:

Activity - A service performed by a department or division.

Appropriations - Authorization granted by the City Council to make expenditures for a given period and the proposed means of financing them.

Assessments - An amount levied on personal property on a cost sharing basis for improvements made by the city for the benefit of a small group of property owners (e.g. Special Assessments for the reconstruction of a sever line in lightly populated area).

Budget Carryover - The total of the current budget, April 30, minus prior year(s) expenditures.

Capital Budget - The City's five year financial plan that contains both the estimated revenues to be received and the proposed Capital expenditures to be incurred to achieve a stated objective.

Department - A section of a Division.

Division - A functional unit of the City containing on or more departments or activities.

Fund - A fiscal and accounting entity with a self-balancing set of accounts recording cash and other financial resources, together with all related liabilities and residual equities or balances, and changes therein, which are segregated for the purpose of carrying on a specific activities or attaining certain objectives in accordance with special regulation, restrictions, or limitations.

Fund Balance - Resources remaining from prior years which are available to be budgeted in the current year.

Fund Source - The source of Revenue used to pay for a particular project.

Ordinance - A formal legislative enactment by the governing body of a municipality.

Project - A large or major undertaking designed to achieve an objective.

Project Category - The functional improvement category under which a project is assigned. (e.g., Public Enterprise, Economic Development, Streets, etc.).

Urban Systems - Federal funded street projects that match local funds for the reconstruction of major streets.

2025-2026
COMBINED CAPITAL PROJECTS
SOURCES OF FUNDING SUMMARY

DESCRIPTION	FISCAL YEAR 25-26	26-27	27-28	28-29	29-30	TOTAL FIVE YEAR
GENERAL CAPITAL PROJECTS						
REVENUES:						
Sales Taxes	5,813,275	5,812,650	5,803,050	5,808,100	7,696,000	30,933,075
Property Taxes	5,561,000	5,561,000	5,561,000	465,000	465,000	17,613,000
Investment Income	0	0	0	0	0	0
Transfer from Prior Projects	0	0	0	0	0	0
Interfund Tfr - Utility Fund	100,000	100,000	100,000	100,000	100,000	500,000
Intergovernmental	0	0	0	0	0	0
Private Contributions	0	0	0	0	0	0
Other	0	0	0	0	0	0
Fund Balance	844,758	0	7,161,650	15,263,700	18,424,800	41,694,908
TOTAL AVAILABLE FUNDS	12,319,033	11,473,650	18,625,700	21,636,800	26,685,800	90,740,983
EXPENDITURES:						
Transfers-General Fund	692,000	692,000	692,000	692,000	692,000	3,460,000
Transfers-Utilities Capital Projects	4,000,000	0	0	0	0	4,000,000
General Capital Projects	7,627,033	3,620,000	2,670,000	2,520,000	2,520,000	18,957,033
CDBG Capital Projects	0	0	0	0	0	0
TOTAL EXPENDITURES	12,319,033	4,312,000	3,362,000	3,212,000	3,212,000	26,417,033
BALANCE AVAILABLE FOR APP	0	7,161,650	15,263,700	18,424,800	23,473,800	64,323,950
ENTERPRISE CAPITAL PROJECTS						
REVENUES:						
Sales Taxes	0	230,000	38,350	0	55,000	323,350
Utility Fund	5,167,997	8,080,000	11,920,000	11,375,000	6,310,000	42,852,997
Transfer From Prior Projects	0	0	0	0	0	0
Investment Income	0	0	0	0	0	0
Intergovernmental	0	920,000	153,400	0	495,000	1,568,400
Transfer from Gen Capital Projects	4,000,000	0	0	0	0	4,000,000
Other	0	0	0	0	0	0
Retained Earnings	0	0	0	0	0	0
TOTAL AVAILABLE FUNDS	9,167,997	9,230,000	12,111,750	11,375,000	6,860,000	48,744,747
EXPENDITURES:						
Utility Capital Projects	9,167,997	8,080,000	11,920,000	11,375,000	6,310,000	46,852,997
Municipal Transit Projects	0	1,150,000	191,750	0	550,000	1,891,750
TOTAL EXPENDITURES	9,167,997	9,230,000	12,111,750	11,375,000	6,860,000	48,744,747
BALANCE AVAILABLE FOR APP	0	0	0	0	0	0

2025-2026
COMBINED CAPITAL PROJECTS
SOURCES OF FUNDING SUMMARY

PROJECT IDENTIFICATION	SALES TAXES	AD VAL TAX- 14	AD VAL TAX- 18	FEDERAL FUNDS	STATE FUNDS	UTILITY FUND	OTHER	TOTALS
SUMMARY								
SOURCES OF FUNDING								
Current Year Transfers	7,696,000	465,000	5,096,000			5,167,997		18,424,997
(Less Debt Service)	(1,882,725)		0					(1,882,725)
Interest Income	0					0		0
Transfers From Prior Projects								0
Interfund Transfer Utility Fund						100,000		100,000
Interfund Transfer General Capital Projects								0
Intergovernmental				0	0	4,000,000		4,000,000
Private Contributions								0
Debt Proceeds								0
Other							0	0
Fund Balance	286,758	435,000	123,000	0	0	0	0	844,758
TOTAL	6,100,033	900,000	5,219,000	0	0	9,267,997	0	21,487,030
EXPENDITURES								
Transfer to General Fund	692,000	0	0	0	0	0	0	692,000
General Capital Projects	1,408,033	900,000	5,219,000	0	0	100,000	0	7,627,033
CDBG	0	0	0	0	0	0	0	0
Enterprise CIP - Utility Fund	0	0	0	0	0	9,167,997	0	9,167,997
Enterprise CIP - Transit System	0	0	0	0	0	0	0	0
Transfer to Utilility Capital Projects	4,000,000	0	0	0	0	0	0	4,000,000
TOTAL	6,100,033	900,000	5,219,000	0	0	9,267,997	0	21,487,030
UNAPPRPRTD BALANCE	0	0	0	0	0	0	0	0

GENERAL CAPITAL PROJECTS
REVENUES & EXPENDITURES
FISCAL YEAR 2025-2026

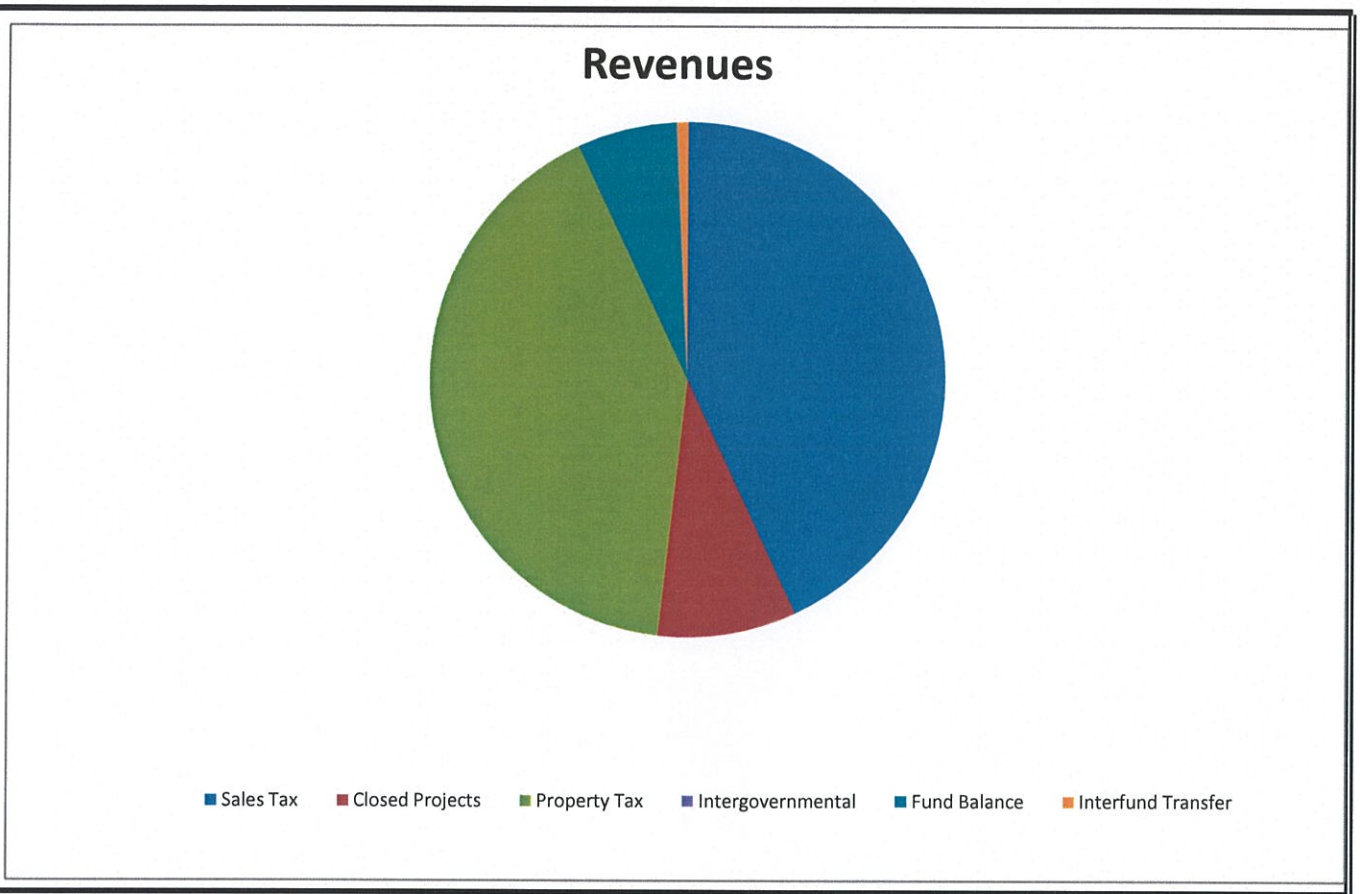

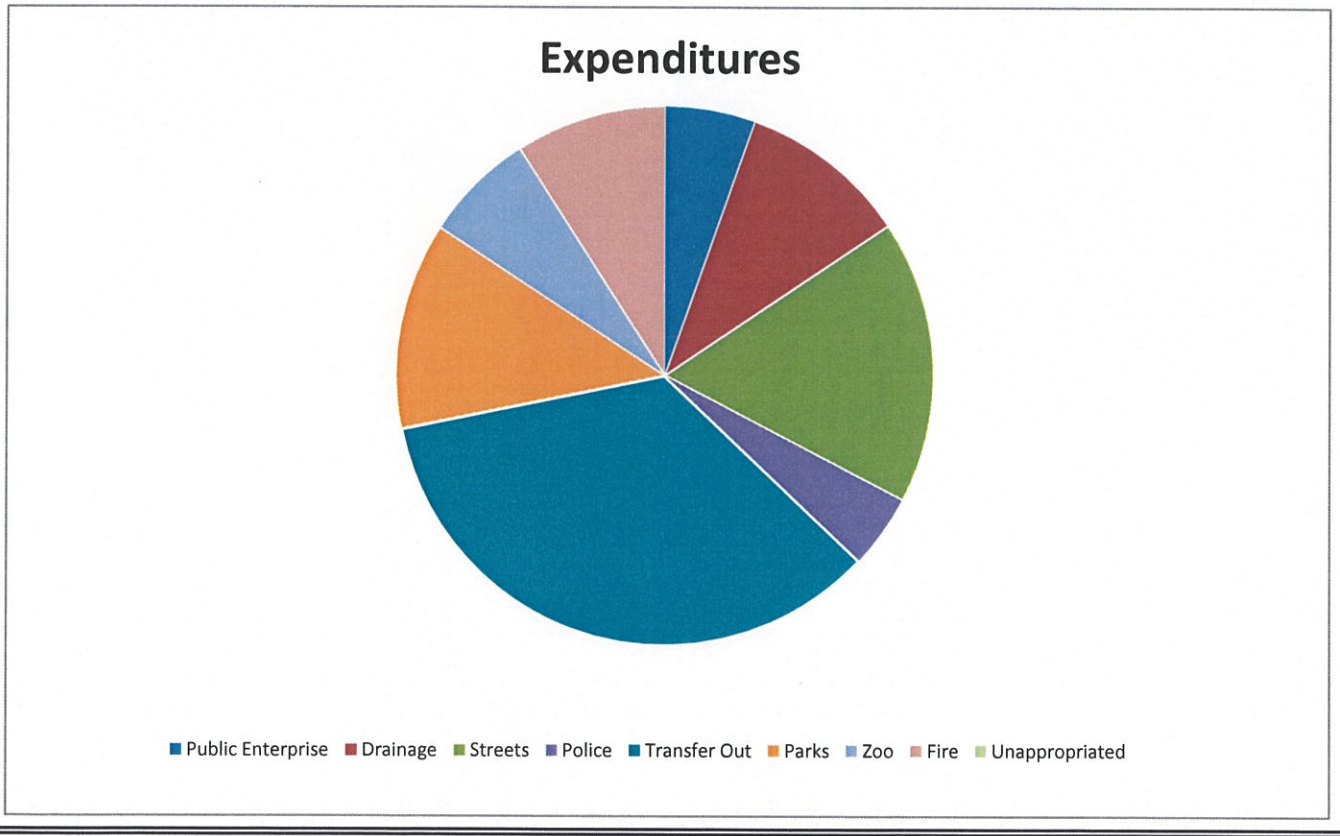

2025-2026
COMBINED GENERAL CAPITAL PROJECTS
SOURCES OF FUNDING SUMMARY

PROJECT IDENTIFICATION	SALES TAXES	AD VAL TAX- 14	AD VAL TAX- 18	FEDERAL FUNDS	STATE FUNDS	UTILITY FUND	OTHER	TOTALS
SUMMARY								
SOURCES OF FUNDING								
Current Year Transfers	7,696,000	465,000	5,096,000					13,257,000
(Less Debt Service)	(1,882,725)		0					(1,882,725)
Interest Income	0		0					0
Transfers From Prior Projects								0
Interfund Transfer Utility Fund	0					100,000		100,000
Interfund Transfer General Capital Projects	0							0
Intergovernmental				0	0			0
Private Contributions								0
Debt Proceeds								0
Other			0					0
Fund Balance	286,758	435,000	123,000	0	0	0	0	844,758
TOTAL	6,100,033	900,000	5,219,000	0	0	100,000	0	12,319,033
EXPENDITURES								
Transfer to General Fund	692,000	0	0	0	0	0	0	692,000
General Capital Projects	1,408,033	900,000	5,219,000	0	0	100,000	0	7,627,033
Transfer to Utilility Capital Projects	4,000,000	0	0	0	0	0	0	4,000,000
TOTAL	6,100,033	900,000	5,219,000	0	0	100,000	0	12,319,033
UNAPPRPRTD BALANCE	0	0	0	0	0	0	0	0

TABLE OF CONTENTS

PUBLIC ENTERPRISE

			PAGE
059401	Reserve for Relocation Projects	.....	24
050301	City Hall Renovation	.....	25
860301	Information Upgrades	.....	26
050801	Building Improvements	.....	27
050802	Roof Replacement	.....	28
050812	Brownsfields Grant	.....	29
051103	Red River Imp Venture	.....	30
051104	Port of Alexandria Rail Spur Imp	.....	31
051401	Energy Renovations	.....	32
051502	Riverfront Improvements	.....	33
051702	Security Improvements	.....	34
051704	Public Safety Datacenter Renovation	.....	35
051801	Riverfront Center Waterproofing/Roofing	.....	36
052201	Transfer Station/Landfill	.....	37
052301	City Compound Eves & Soffit Repair	.....	38
052302	Adoption Center Animal Shelter	.....	39
052303	Nehemiah Incubator	.....	40
052401	Elevator Modifications	.....	41
052402	Alexandria Healthcare Initiattive LSUA	.....	42
052501	Information System Security Upgrades	.....	43
052503	Jackson/MacArthur Landscaping	.....	44

2025-2026
COMBINED CAPITAL PROJECTS
SOURCES OF FUNDING SUMMARY

PUBLIC ENTERPRISE

PROJECT IDENTIFICATION	SALES TAXES	AD VAL TAX- 14	AD VAL TAX- 18	FEDERAL FUNDS	STATE FUNDS	UTILITY FUND	OTHER	TOTALS
Reserve for Relocation Proj						100,000		100,000
Information System Upgrades	300,000							300,000
Roof Replacement	100,000							100,000
Riverfront Improvements	100,000							100,000
Security Improvements	30,000							30,000
City Compound Eves & Soffit Repair	100,000							100,000
Adoption Center Animal Shelter	(150,000)							(150,000)
Total Public Enterprise	480,000	0	0	0	0	100,000	0	580,000

2025-2026
GENERAL CAPITAL PROJECTS
FIVE YEAR CAPITAL PLAN

PUBLIC ENTERPRISE

PROJ #	PROJECT IDENTIFICATION	BUDGET C/O	FISCAL YEAR 25-26	26-27	27-28	28-29	29-30	TOTAL 5 YEAR	BEYOND 2030	TOTAL COST
059401	Reserve for Relocation Projects	959,394	100,000	100,000	100,000	100,000	100,000	500,000		500,000
050301	City Hall Renovation	1,583,480						0	4,000,000	
860301	Information Upgrades	461,166	300,000	300,000	250,000	100,000	100,000	1,050,000		1,050,000
050801	Building Improvements	420,326						0		0
050802	Roof Replacement	676,582	100,000	100,000	100,000	100,000	100,000	500,000		500,000
050812	Brownsfields Grant	393,605						0		0
051103	Red River Imp Venture	2,454,441						0		0
051104	Port of Alexandria Rail Spur Imp	202,224						0		0
051401	Energy Renovations	222,810						0		0
051502	Riverfront Improvements	844,555	100,000	100,000	100,000	100,000	100,000	500,000		500,000
051702	Security Improvements	165,595	30,000	30,000	30,000	30,000	30,000	150,000		150,000
051704	Public Safety Datacenter Renovation	21,297						0		0
051801	Riverfront Center Waterproofing/Roofir	(14,173)						0		0
052201	Transfer Station/Landfill	2,100,000						0		0
052301	City Compound Eves & Soffit Repair	850,933	100,000	100,000	100,000	100,000	100,000	500,000		500,000
052302	Adoption Center Animal Shelter	150,000	(150,000)					(150,000)		(150,000)
052303	Nehemiah Incubator	500,000						0		0
052401	Elevator Modifications	853,146						0		0
052402	Alexandria Healthcare Initiattive LSUA	3,000,000						0		0
052501	Information System Security Upgrades	1,000,000						0		0
052503	Jackson/MacArthur Landscaping	85,000						0		0
	Total Public Enterprise	16,930,381	580,000	730,000	680,000	530,000	530,000	3,050,000	4,000,000	3,050,000

* Project Number to be Assigned

@ New or Revised Projects

Projects to be closed

SHEET A 2025-2026/2029-2030 CAPITAL IMPROVEMENTS PROGRAM

PROJECT TITLE:	PROJECT CATEGORY:
Reserve for Relocation Projects	Public Enterprise
PROJECT NUMBER: 059401	**COUNCIL DISTRICT #** N/A
DIVISION: Public Works	**DEPARTMENT:** Engineering

PROJECT BUDGET

REVENUE BREAKDOWN

REVENUE SOURCES					UTILITY FUND	TOTAL
PRIOR BDGTS					2,939,964	2,939,964
PRIOR EXP					1,980,570	1,980,570
BUDGET C/0		0	0	0	959,394	959,394
2025-2026					100,000	100,000
2026-2027					100,000	100,000
2027-2028					100,000	100,000
2028-2029					100,000	100,000
2029-2030					100,000	100,000
BEYOND 2030						0
TOTAL COST	0	0	0	0	3,439,964	3,439,964

EXPENDITURE BREAKDOWN

EXPENDITURE BREAKDOWN	ENGINEERING	TESTING	LAND ACQUISITION	CONSTRUCTION	OTHER	TOTAL
PRIOR BDGTS				2,939,964		2,939,964
2025-2026				100,000		100,000
2026-2027				100,000		100,000
2027-2028				100,000		100,000
2028-2029				100,000		100,000
2029-2030				100,000		100,000
BEYOND 2030						0
TOTAL COST	0	0	0	3,439,964	0	3,439,964

PROJECT SPECIFICATIONS

PROJECT DESCRIPTION:

This project is being created in order to facilitate the coordination of appropriations necessary for the relocation of Utilities due to Street and Drainage projects. The Utility Fund will allocate funds to be used for utility relocations associated with Street and Drainage Projects proposed in the 1988 and 1993 Property Taxes. An amendment will be required to transfer the appropriation to the appropriate project.

PROJECT JUSTIFICATION:

The establishment of this flow through project allows for better coordination between the Utility Fund and the General Fund on projects associated with the Property Tax projects.

PROJECT PRIORITY: A

START DATE: May, 1993 **EST TIME TO COMPLETE:** N/A

OPERATING BUDGET EFFECT:

[ ] NONE [X] N/A [ ] SEE DETAIL

SHEET A 2025-2026/2029-2030 CAPITAL IMPROVEMENTS PROGRAM

PROJECT TITLE:	PROJECT CATEGORY:
City Hall Renovation	Public Enterprise
PROJECT NUMBER: 050301	**COUNCIL DISTRICT #** N/A
DIVISION: Public Works	**DEPARTMENT:** Central Facility

PROJECT BUDGET

REVENUE BREAKDOWN

REVENUE SOURCES				AD VALOREM TAX 2018	SALES TAX	TOTAL
PRIOR BDGTS				548,000	1,119,705	1,667,705
PRIOR EXP					84,225	84,225
BUDGET C/0		0	0	548,000	1,035,480	1,583,480
2025-2026						
2026-2027						
2027-2028						
2028-2029						
2029-2030						
BEYOND 2030				4,000,000		4,000,000
TOTAL COST	0	0	0	4,548,000	1,119,705	5,667,705

EXPENDITURE BREAKDOWN

EXPENDITURE BREAKDOWN	ENGINEERING	TESTING	LAND ACQUISITION	CONSTRUCTION	OTHER	TOTAL
PRIOR BDGTS	38,290			1,627,250	2,165	1,667,705
2025-2026						
2026-2027	\					
2027-2028						
2028-2029						
2029-2030						
BEYOND 2030				4,000,000		4,000,000
TOTAL COST	38,290	0	0	5,627,250	2,165	5,667,705

PROJECT SPECIFICATIONS

PROJECT DESCRIPTION:

Tear out and remodel entire building. Interior renovations would include modernization of HVAC, electrical and plumbing infrastructure, and restructuring interior spaces and finishes. The exterior would include new surface, windows, and roofing. Space needs would be evaluated to assure maximum space utilization.

PROJECT JUSTIFICATION:

City Hall was built in 1962. The structure is very sound, due to concrete floors and columns. The exterior envelope has numerous leaks. The vertical window shading is difficult to waterproof. The building's mechanical, electrical, and plumbing systems have exceeded their useful lives and are in need of replacement. This renovation will render the building virtually new and capable of addressing the current and future uses required of it.

PROJECT PRIORITY: A

START DATE: Pending **EST TIME TO COMPLETE:** 2 Years

OPERATING BUDGET EFFECT:

[ ] NONE [X] N/A [ ] SEE DETAIL

SHEET A 2025-2026/2029-2030 CAPITAL IMPROVEMENTS PROGRAM

PROJECT TITLE:	PROJECT CATEGORY:
Information Technology Upgrades	Other
PROJECT NUMBER: 860301	**COUNCIL DISTRICT #** N/A
DIVISION:	**DEPARTMENT:**
Finance	Various

PROJECT BUDGET

REVENUE BREAKDOWN

REVENUE SOURCES					SALES TAX	TOTAL
PRIOR BDGTS					2,576,000	2,576,000
PRIOR EXP					2,114,834	2,114,834
BUDGET C/0					461,166	461,166
2025-2026					300,000	300,000
2026-2027					300,000	300,000
2027-2028					250,000	250,000
2028-2029					100,000	100,000
2029-2030					100,000	100,000
BEYOND 2030						
TOTAL COST	0	0	0	0	3,626,000	3,626,000

EXPENDITURE BREAKDOWN

EXPENDITURE BREAKDOWN	ENGINEERING	TESTING	LAND ACQUISITION	CONSTRUCTION	OTHER	TOTAL
PRIOR BDGTS					2,576,000	2,576,000
2025-2026					300,000	300,000
2026-2027					300,000	300,000
2027-2028					250,000	250,000
2028-2029					100,000	100,000
2029-2030					100,000	100,000
BEYOND 2030						
TOTAL COST	0	0	0	0	3,626,000	3,626,000

PROJECT SPECIFICATIONS

PROJECT DESCRIPTION:

Purchase of various upgrades of hardware and software to the existing system as needed.

PROJECT JUSTIFICATION:

The City's Information System is sophisticated. As such, continuous upgrades to the hardware and the software will be needed to maintain functionality.

PROJECT PRIORITY: A

START DATE: Ongoing **EST TIME TO COMPLETE:** As Needed

OPERATING BUDGET EFFECT:

[ ] NONE [X] N/A [ ] SEE DETAIL

SHEET A 2025-2026/2029-2030 CAPITAL IMPROVEMENTS PROGRAM

PROJECT TITLE: Building Improvements	**PROJECT CATEGORY:** Public Enterprise
PROJECT NUMBER: 050801	**COUNCIL DISTRICT #** N/A
DIVISION: Public Works	**DEPARTMENT:** Building Services

PROJECT BUDGET

REVENUE BREAKDOWN

REVENUE SOURCES				SALES TAX BONDS 2008	SALES TAX	TOTAL
PRIOR BDGTS				420,939	2,742,244	3,163,183
PRIOR EXP				420,939	2,321,918	2,742,857
BUDGET C/0		0	0	0	420,326	420,326
2025-2026						0
2026-2027						
2027-2028						
2028-2029						
2029-2030						
BEYOND 2030						
TOTAL COST	0	0	0	420,939	2,742,244	3,163,183

EXPENDITURE BREAKDOWN

EXPENDITURE BREAKDOWN	ENGINEERING	TESTING	LAND ACQUISITION	CONSTRUCTION	OTHER	TOTAL
PRIOR BDGTS	146,000			3,017,183		3,163,183
2025-2026						0
2026-2027						
2027-2028						
2028-2029						
2029-2030						
BEYOND 2030						
TOTAL COST	146,000	0	0	3,017,183	0	3,163,183

PROJECT SPECIFICATIONS

PROJECT DESCRIPTION:

As our many structures are aging, this project provides for a planned approach to replacement and enhancements of city properties. By including many sub-projects in this single project, this allows for adjustments in priorities of work pending conditions "on the ground" in the current fiscal year. By planning ahead on funding, the Council can anticipate inevitable expenditures while allowing the Building Maintenance operation the flexibility to apply the funds at the most expedient place.

PROJECT JUSTIFICATION:

Investments in the mitigation of aging facilities delays large scale replacement and deterioration.

PROJECT PRIORITY: A

START DATE: Ongoing **EST TIME TO COMPLETE:** Ongoing

OPERATING BUDGET EFFECT:

[ ] NONE [X] N/A [ ] SEE DETAIL

SHEET A 2025-2026/2029-2030 CAPITAL IMPROVEMENTS PROGRAM

PROJECT TITLE:	PROJECT CATEGORY:
Roof Replacement	Public Enterprise
PROJECT NUMBER: 050802	**COUNCIL DISTRICT #** N/A
DIVISION: Public Works	**DEPARTMENT:** Building Services

PROJECT BUDGET

REVENUE BREAKDOWN

REVENUE SOURCES					SALES TAX	TOTAL
PRIOR BDGTS					3,840,700	3,840,700
PRIOR EXP					3,164,118	3,164,118
BUDGET C/0		0	0	0	676,582	676,582
2025-2026					100,000	100,000
2026-2027					100,000	100,000
2027-2028					100,000	100,000
2028-2029					100,000	100,000
2029-2030					100,000	100,000
BEYOND 2030						
TOTAL COST	0	0	0	0	4,340,700	4,340,700

EXPENDITURE BREAKDOWN

EXPENDITURE BREAKDOWN	ENGINEERING	TESTING	LAND ACQUISITION	CONSTRUCTION	OTHER	TOTAL
PRIOR BDGTS	105,200			3,735,500		3,840,700
2025-2026				100,000		100,000
2026-2027				100,000		100,000
2027-2028				100,000		100,000
2028-2029				100,000		100,000
2029-2030				100,000		100,000
BEYOND 2030						
TOTAL COST	105,200	0	0	4,235,500	0	4,340,700

PROJECT SPECIFICATIONS

PROJECT DESCRIPTION:

Replace roofs on different buildings as needed.

PROJECT JUSTIFICATION:

As roofs age they begin to leak. Failure can be predicted through core sampling and analysis. This project will provide funding for the testing and the replacement if indicated.

PROJECT PRIORITY: A

START DATE: Ongoing **EST TIME TO COMPLETE:** Ongoing

OPERATING BUDGET EFFECT:

[ ] NONE [X] N/A [ ] SEE DETAIL

SHEET A 2025-2026/2029-2030 CAPITAL IMPROVEMENTS PROGRAM

PROJECT TITLE: Brownsfield Grant	**PROJECT CATEGORY:** Public Enterprise
PROJECT NUMBER: 050812	**COUNCIL DISTRICT #** N/A
DIVISION: Public Works	**DEPARTMENT:** Building Services

PROJECT BUDGET

REVENUE BREAKDOWN

REVENUE SOURCES					FEDERAL	TOTAL
PRIOR BDGTS					800,000	800,000
PRIOR EXP					406,395	406,395
BUDGET C/0		0	0	0	393,605	393,605
2025-2026						
2026-2027						
2027-2028						
2028-2029						
2029-2030						
BEYOND 2030						
TOTAL COST	0	0	0	0	800,000	800,000

EXPENDITURE BREAKDOWN

EXPENDITURE BREAKDOWN	ENGINEERING	TESTING	LAND ACQUISITION	CONSTRUCTION	OTHER	TOTAL
PRIOR BDGTS					800,000	800,000
2025-2026						
2026-2027						
2027-2028						
2028-2029						
2029-2030						
BEYOND 2030						
TOTAL COST	0	0	0	0	800,000	800,000

PROJECT SPECIFICATIONS

PROJECT DESCRIPTION:

PROJECT JUSTIFICATION:

PROJECT PRIORITY: A

START DATE: 2008 **EST TIME TO COMPLETE:** Ongoing

OPERATING BUDGET EFFECT:

[ ] NONE [X] N/A [ ] SEE DETAIL

SHEET A 2025-2026/2029-2030 CAPITAL IMPROVEMENTS PROGRAM

PROJECT TITLE: Red River Improv Venture & Essential Rec	**PROJECT CATEGORY:** Public Enterprise
PROJECT NUMBER: 051103	**COUNCIL DISTRICT #** N/A
DIVISION: Public Works	**DEPARTMENT:** Recreation

PROJECT BUDGET

REVENUE BREAKDOWN

REVENUE SOURCES	AD VALOREM TAX 2018	OTHER	SALES TAX	SALES TAX BONDS 2008	AD VALOREM TAX 2008	TOTAL
PRIOR BDGTS	1,000,000	4,915,000	1,029,000	49,485	1,068,962	8,062,447
PRIOR EXP	684,838	3,880,862	657,975	49,485	334,846	5,608,006
BUDGET C/0	315,162	1,034,138	371,025	0	734,116	2,454,441
2025-2026						
2026-2027						
2027-2028						
2028-2029						
2029-2030						
BEYOND 2030						
TOTAL COST	1,000,000	4,915,000	1,029,000	49,485	1,068,962	8,062,447

EXPENDITURE BREAKDOWN

EXPENDITURE BREAKDOWN	ENGINEERING	TESTING	LAND ACQUISITION	CONSTRUCTION	OTHER	TOTAL
PRIOR BDGTS			2,700,000		5,362,447	8,062,447
2025-2026						
2026-2027						
2027-2028						
2028-2029						
2029-2030						
BEYOND 2030						
TOTAL COST	0	0	2,700,000	0	5,362,447	8,062,447

PROJECT SPECIFICATIONS

PROJECT DESCRIPTION:

PROJECT JUSTIFICATION:

PROJECT PRIORITY: B

START DATE: N/A **EST TIME TO COMPLETE:** N/A

OPERATING BUDGET EFFECT:

[ ] NONE [X] N/A [ ] SEE DETAIL

SHEET A 2025-2026/2029-2030 CAPITAL IMPROVEMENTS PROGRAM

PROJECT TITLE: Port of Alexandria Rail Spur Improvements	**PROJECT CATEGORY:** Public Enterprise
PROJECT NUMBER: 051104	**COUNCIL DISTRICT #** N/A
DIVISION: Planning	**DEPARTMENT:** Engineering

PROJECT BUDGET

REVENUE BREAKDOWN

REVENUE SOURCES				FEDERAL	SALES TAX	TOTAL
PRIOR BDGTS				487,000	309,025	796,025
PRIOR EXP				487,000	106,801	593,801
BUDGET C/0				0	202,224	202,224
2025-2026 2026-2027 2027-2028 2028-2029 2029-2030						
BEYOND 2030						
TOTAL COST	0	0	0	487,000	309,025	796,025

EXPENDITURE BREAKDOWN

EXPENDITURE BREAKDOWN	ENGINEERING	TESTING	LAND ACQUISITION	CONSTRUCTION	OTHER	TOTAL
PRIOR BDGTS				796,025		796,025
2025-2026 2026-2027 2027-2028 2028-2029 2029-2030						
BEYOND 2030						
TOTAL COST	0	0	0	796,025	0	796,025

PROJECT SPECIFICATIONS

PROJECT DESCRIPTION:

Renovation of the existing Union Pacific Railroad spur adjacent to the Alexandria City Compound and the Port of Alexandria. This spur services the Port of Alexandria and is approximately 6,700 feet in length.

PROJECT JUSTIFICATION:

Existing spur was constructed in the mid 1980's and is in need of rehabilitation.

PROJECT PRIORITY: B

START DATE: N/A **EST TIME TO COMPLETE:** N/A

OPERATING BUDGET EFFECT:

NONE X N/A SEE DETAIL

SHEET A 2025-2026/2029-2030 CAPITAL IMPROVEMENTS PROGRAM

PROJECT TITLE: Energy Renovations	**PROJECT CATEGORY:** Public Enterprise
PROJECT NUMBER: 051401	**COUNCIL DISTRICT #** N/A
DIVISION: Public Works	**DEPARTMENT:** Building Services

PROJECT BUDGET

REVENUE BREAKDOWN

REVENUE SOURCES					SALES TAX	TOTAL
PRIOR BDGTS					571,000	571,000
PRIOR EXP					348,190	348,190
BUDGET C/0					222,810	222,810
2025-2026 2026-2027 2027-2028 2028-2029 2029-2030						
BEYOND 2030						
TOTAL COST					571,000	571,000

EXPENDITURE BREAKDOWN

EXPENDITURE BREAKDOWN	ENGINEERING	TESTING	LAND ACQUISITION	CONSTRUCTION	OTHER	TOTAL
PRIOR BDGTS					571,000	571,000
2025-2026 2026-2027 2027-2028 2028-2029 2029-2030						
BEYOND 2030						
TOTAL COST					571,000	571,000

PROJECT SPECIFICATIONS

PROJECT DESCRIPTION:

Various efforts toward conservation of energy at City facilities. Current projects include Trail light replacment, parking lot and exterior lighting, and Phase I Replacement of HVAC Controls at the Public Safety Complex.

PROJECT JUSTIFICATION:

LED lights are rated at a 12 year cycle, with energy payback in 6 years. The HVAC control project at Public Safety will generate energy savings and better control of the systems.

PROJECT PRIORITY: B

START DATE: Ongoing **EST TIME TO COMPLETE:** Ongoing

OPERATING BUDGET EFFECT:

[ ] NONE [X] N/A [ ] SEE DETAIL

SHEET A 2025-2026/2029-2030 CAPITAL IMPROVEMENTS PROGRAM

PROJECT TITLE:	PROJECT CATEGORY:
Riverfront Improvements	Public Enterprise
PROJECT NUMBER: 051502	**COUNCIL DISTRICT #** N/A
DIVISION: Public Works	**DEPARTMENT:** Building Services

PROJECT BUDGET

REVENUE BREAKDOWN

REVENUE SOURCES			AD VALOREM TAX 2008	SALES TAX BONDS 2008	SALES TAX	TOTAL
PRIOR BDGTS			487,000	36,248	1,301,058	1,824,306
PRIOR EXP			306,092	36,248	637,411	979,751
BUDGET C/0			180,908	0	663,647	844,555
2025-2026					100,000	100,000
2026-2027					100,000	100,000
2027-2028					100,000	100,000
2028-2029					100,000	100,000
2029-2030					100,000	100,000
BEYOND 2030						
TOTAL COST			487,000	36,248	1,801,058	2,324,306

EXPENDITURE BREAKDOWN

EXPENDITURE BREAKDOWN	ENGINEERING	TESTING	LAND ACQUISITION	CONSTRUCTION	OTHER	TOTAL
PRIOR BDGTS					1,824,306	1,824,306
2025-2026					100,000	100,000
2026-2027					100,000	100,000
2027-2028					100,000	100,000
2028-2029					100,000	100,000
2029-2030					100,000	100,000
BEYOND 2030						
TOTAL COST					2,324,306	2,324,306

PROJECT SPECIFICATIONS

PROJECT DESCRIPTION:

Ongoing improvements for mechanical, flooring, and kitchen upgrades to commerical appliances for events.

PROJECT JUSTIFICATION:

Necessary accomodations for future events.

PROJECT PRIORITY: B

START DATE: 2016 **EST TIME TO COMPLETE:** Ongoing

OPERATING BUDGET EFFECT:

[ ] NONE [X] N/A [ ] SEE DETAIL

SHEET A 2025-2026/2029-2030 CAPITAL IMPROVEMENTS PROGRAM

PROJECT TITLE:	PROJECT CATEGORY:
Security Improvements	Public Enterprise
PROJECT NUMBER: 051702	**COUNCIL DISTRICT #** N/A
DIVISION:	**DEPARTMENT:**
Public Works	All

PROJECT BUDGET

REVENUE BREAKDOWN

REVENUE SOURCES					SALES TAX	TOTAL
PRIOR BDGTS					270,000	270,000
PRIOR EXP					104,405	104,405
BUDGET C/0					165,595	165,595
2025-2026					30,000	30,000
2026-2027					30,000	30,000
2027-2028					30,000	30,000
2028-2029					30,000	30,000
2029-2030					30,000	30,000
BEYOND 2030						0
TOTAL COST					420,000	420,000

EXPENDITURE BREAKDOWN

EXPENDITURE BREAKDOWN	ENGINEERING	TESTING	LAND ACQUISITION	CONSTRUCTION	OTHER	TOTAL
PRIOR BDGTS					270,000	270,000
2025-2026					30,000	30,000
2026-2027					30,000	30,000
2027-2028					30,000	30,000
2028-2029					30,000	30,000
2029-2030					30,000	30,000
BEYOND 2030						0
TOTAL COST					420,000	420,000

PROJECT SPECIFICATIONS

PROJECT DESCRIPTION:

Centralization of security for City Faclities, including CCTB, Card Access and other measures.

PROJECT JUSTIFICATION:

The City needs to secure its equipment and employees to better serve its citizens.

PROJECT PRIORITY: B

START DATE: 2018 **EST TIME TO COMPLETE:** Ongoing

OPERATING BUDGET EFFECT:

NONE X N/A SEE DETAIL

SHEET A 2025-2026/2029-2030 CAPITAL IMPROVEMENTS PROGRAM

PROJECT TITLE: Public Safety Datacenter Renovation	**PROJECT CATEGORY:** Public Enterprise
PROJECT NUMBER: 051704	**COUNCIL DISTRICT #** N/A
DIVISION: Public Works	**DEPARTMENT:** All

PROJECT BUDGET

REVENUE BREAKDOWN

REVENUE SOURCES					SALES TAX	TOTAL
PRIOR BDGTS					375,000	375,000
PRIOR EXP					353,703	353,703
BUDGET C/0					21,297	21,297
2025-2026 2026-2027 2027-2028 2028-2029 2029-2030						
BEYOND 2030						
TOTAL COST					375,000	375,000

EXPENDITURE BREAKDOWN

EXPENDITURE BREAKDOWN	ENGINEERING	TESTING	LAND ACQUISITION	CONSTRUCTION	OTHER	TOTAL
PRIOR BDGTS					375,000	375,000
2025-2026 2026-2027 2027-2028 2028-2029 2029-2030						
BEYOND 2030						
TOTAL COST					375,000	375,000

PROJECT SPECIFICATIONS

PROJECT DESCRIPTION:

Upgrade electrical service, backup power, fire suppression, and air conditioning. Remodel space and install raised floor tile.

PROJECT JUSTIFICATION:

Modernization of the existing center.

PROJECT PRIORITY: B

START DATE: 2019 **EST TIME TO COMPLETE:** 6 months

OPERATING BUDGET EFFECT:

[ ] NONE [X] N/A [ ] SEE DETAIL

SHEET A 2025-2026/2029-2030 CAPITAL IMPROVEMENTS PROGRAM

PROJECT TITLE: Riverfront Center Waterproofing	**PROJECT CATEGORY:** Public Enterprise
PROJECT NUMBER: 051801	**COUNCIL DISTRICT #** N/A
DIVISION: Public Works	**DEPARTMENT:** All

PROJECT BUDGET

REVENUE BREAKDOWN

REVENUE SOURCES					SALES TAX	TOTAL
PRIOR BDGTS					861,200	861,200
PRIOR EXP					875,373	875,373
BUDGET C/0					(14,173)	(14,173)
2025-2026						
2026-2027						
2027-2028						
2028-2029						
2029-2030						
BEYOND 2030						
TOTAL COST					861,200	861,200

EXPENDITURE BREAKDOWN

EXPENDITURE BREAKDOWN	ENGINEERING	TESTING	LAND ACQUISITION	CONSTRUCTION	OTHER	TOTAL
PRIOR BDGTS	67,600				793,600	861,200
2025-2026						
2026-2027						
2027-2028						
2028-2029						
2029-2030						
BEYOND 2030						
TOTAL COST	67,600	0	0	0	793,600	861,200

PROJECT SPECIFICATIONS

PROJECT DESCRIPTION:

Repairs to protect the faciltiy from water infiltration. This will include a recoat of the EIFS as well as detailed scaling around windows on the main level, checking of the flashing, and sealing. Damaged or missing flashing will be repaired or replaced, as well as creacked or deteriorated sealants.

PROJECT JUSTIFICATION:

Facility was constructed in 1996. Periodic recoating of the EIFS is required to prevent water intrusion.

PROJECT PRIORITY: B

START DATE: 2019 **EST TIME TO COMPLETE:** 1 Year

OPERATING BUDGET EFFECT:

NONE X N/A SEE DETAIL

SHEET A 2025-2026/2029-2030 CAPITAL IMPROVEMENTS PROGRAM

PROJECT TITLE: Transfer Station/Landfill	**PROJECT CATEGORY:** Public Enterprise
PROJECT NUMBER: 052201	**COUNCIL DISTRICT #** N/A
DIVISION: Public Works	**DEPARTMENT:** All

PROJECT BUDGET

REVENUE BREAKDOWN

REVENUE SOURCES					AD VALOREM TAX 2018	TOTAL
PRIOR BDGTS					2,100,000	2,100,000
PRIOR EXP						0
BUDGET C/0					2,100,000	2,100,000
2025-2026 2026-2027 2027-2028 2028-2029 2029-2030						
BEYOND 2030						
TOTAL COST					2,100,000	2,100,000

EXPENDITURE BREAKDOWN

EXPENDITURE BREAKDOWN	ENGINEERING	TESTING	LAND ACQUISITION	CONSTRUCTION	OTHER	TOTAL
PRIOR BDGTS					2,100,000	2,100,000
2025-2026 2026-2027 2027-2028 2028-2029 2029-2030						
BEYOND 2030						
TOTAL COST	0	0	0	0	2,100,000	2,100,000

PROJECT SPECIFICATIONS

PROJECT DESCRIPTION:

PROJECT JUSTIFICATION:

PROJECT PRIORITY: B

START DATE: 2024 **EST TIME TO COMPLETE:** 1 Year

OPERATING BUDGET EFFECT:

[ ] NONE [X] N/A [ ] SEE DETAIL

SHEET A 2025-2026/2029-2030 CAPITAL IMPROVEMENTS PROGRAM

PROJECT TITLE:	PROJECT CATEGORY:
City Compound Eves & Soffit Repair	Public Enterprise
PROJECT NUMBER: 052301	**COUNCIL DISTRICT #** N/A
DIVISION: Public Works	**DEPARTMENT:** All

PROJECT BUDGET

REVENUE BREAKDOWN

REVENUE SOURCES					SALES TAX	TOTAL
PRIOR BDGTS					900,000	900,000
PRIOR EXP					49,067	49,067
BUDGET C/0					850,933	850,933
2025-2026					100,000	100,000
2026-2027					100,000	100,000
2027-2028					100,000	100,000
2028-2029					100,000	100,000
2029-2030					100,000	100,000
BEYOND 2030						
TOTAL COST					1,400,000	1,400,000

EXPENDITURE BREAKDOWN

EXPENDITURE BREAKDOWN	ENGINEERING	TESTING	LAND ACQUISITION	CONSTRUCTION	OTHER	TOTAL
PRIOR BDGTS					900,000	900,000
2025-2026					100,000	100,000
2026-2027					100,000	100,000
2027-2028					100,000	100,000
2028-2029					100,000	100,000
2029-2030					100,000	100,000
BEYOND 2030						
TOTAL COST	0	0	0	0	1,400,000	1,400,000

PROJECT SPECIFICATIONS

PROJECT DESCRIPTION:

Repair & replace existing soffit on building at City Compound.

PROJECT JUSTIFICATION:

Existing soffit are falling off due to aging and wear. Replacing will improve appearance and protect roofs from damage.

PROJECT PRIORITY: B

START DATE: 2024 **EST TIME TO COMPLETE:** Ongoing

OPERATING BUDGET EFFECT:

NONE X N/A SEE DETAIL

SHEET A 2025-2026/2029-2030 CAPITAL IMPROVEMENTS PROGRAM

PROJECT TITLE:	PROJECT CATEGORY:
Adoption Center Animal Shelter	Public Enterprise
PROJECT NUMBER: 052302	**COUNCIL DISTRICT #** N/A
DIVISION: Public Works	**DEPARTMENT:** All

PROJECT BUDGET

REVENUE BREAKDOWN

REVENUE SOURCES					SALES TAX	TOTAL
PRIOR BDGTS					150,000	150,000
PRIOR EXP						0
BUDGET C/0					150,000	150,000
2025-2026					(150,000)	(150,000)
2026-2027						
2027-2028						
2028-2029						
2029-2030						
BEYOND 2030						
TOTAL COST					0	0

EXPENDITURE BREAKDOWN

EXPENDITURE BREAKDOWN	ENGINEERING	TESTING	LAND ACQUISITION	CONSTRUCTION	OTHER	TOTAL
PRIOR BDGTS				150,000		150,000
2025-2026				(150,000)		(150,000)
2026-2027						
2027-2028						
2028-2029						
2029-2030						
BEYOND 2030						
TOTAL COST	0	0	0	0	0	0

PROJECT SPECIFICATIONS

PROJECT DESCRIPTION:

Remodel existing building for pet adoptions and medical treatment.

PROJECT JUSTIFICATION:

Adoptions and medical treatment require additional space separate from the rest of the facility.

PROJECT PRIORITY: B

START DATE: 2025 **EST TIME TO COMPLETE:** 1 Year

OPERATING BUDGET EFFECT:

[ ] NONE [X] N/A [ ] SEE DETAIL

SHEET A 2025-2026/2029-2030 CAPITAL IMPROVEMENTS PROGRAM

PROJECT TITLE:	PROJECT CATEGORY:
Nehemiah Incubator	Public Enterprise
PROJECT NUMBER: 052303	**COUNCIL DISTRICT #** N/A
DIVISION:	**DEPARTMENT:**
Public Works	Building Services

PROJECT BUDGET

REVENUE BREAKDOWN

REVENUE SOURCES					SALES TAX	TOTAL
PRIOR BDGTS					500,000	500,000
PRIOR EXP						0
BUDGET C/0	0	0	0	0	500,000	500,000
2025-2026						
2026-2027						
2027-2028						
2028-2029						
2029-2030						
BEYOND 2030						
TOTAL COST	0	0	0	0	500,000	500,000

EXPENDITURE BREAKDOWN

EXPENDITURE BREAKDOWN	ENGINEERING	TESTING	LAND ACQUISITION	CONSTRUCTION	OTHER	TOTAL
PRIOR BDGTS					500,000	500,000
2025-2026						
2026-2027						
2027-2028						
2028-2029						
2029-2030						
BEYOND 2030						
TOTAL COST	0	0	0	0	500,000	500,000

PROJECT SPECIFICATIONS

PROJECT DESCRIPTION:

PROJECT JUSTIFICATION:

PROJECT PRIORITY: A

START DATE: 2024 **EST TIME TO COMPLETE:** 2 Years

OPERATING BUDGET EFFECT:

[ ] NONE [X] N/A [ ] SEE DETAIL

SHEET A 2025-2026/2029-2030 CAPITAL IMPROVEMENTS PROGRAM

PROJECT TITLE:	PROJECT CATEGORY:
Elevator Modifications	Public Enterprise
PROJECT NUMBER: 052401	**COUNCIL DISTRICT #** N/A
DIVISION: Public Works	**DEPARTMENT:** Building Services

PROJECT BUDGET

REVENUE BREAKDOWN

REVENUE SOURCES					SALES TAX	TOTAL
PRIOR BDGTS					900,000	900,000
PRIOR EXP					46,854	46,854
BUDGET C/0	0	0	0	0	853,146	853,146
2025-2026						
2026-2027						
2027-2028						
2028-2029						
2029-2030						
BEYOND 2030						
TOTAL COST	0	0	0	0	853,146	900,000

EXPENDITURE BREAKDOWN

EXPENDITURE BREAKDOWN	ENGINEERING	TESTING	LAND ACQUISITION	CONSTRUCTION	OTHER	TOTAL
PRIOR BDGTS					900,000	900,000
2025-2026						
2026-2027						
2027-2028						
2028-2029						
2029-2030						
BEYOND 2030						
TOTAL COST	0	0	0	0	900,000	900,000

PROJECT SPECIFICATIONS

PROJECT DESCRIPTION:

Repair or Replace existing elevators at City Hall and Customer Service Center.

PROJECT JUSTIFICATION:

Existing elevators need to be modified and brought up to State code.

PROJECT PRIORITY: A

START DATE: 2025 **EST TIME TO COMPLETE:** 3 Years

OPERATING BUDGET EFFECT:

[ ] NONE [X] N/A [ ] SEE DETAIL

SHEET A 2025-2026/2029-2030 CAPITAL IMPROVEMENTS PROGRAM

PROJECT TITLE: Alexandria Healthcare Initiative	**PROJECT CATEGORY:** Public Enterprise
PROJECT NUMBER: 052402	**COUNCIL DISTRICT #** N/A
DIVISION: Public Works	**DEPARTMENT:** Building Services

PROJECT BUDGET

REVENUE BREAKDOWN

REVENUE SOURCES					AD VALOREM TAX 2018	TOTAL
PRIOR BDGTS					3,000,000	3,000,000
PRIOR EXP						0
BUDGET C/0	0	0	0	0	3,000,000	3,000,000
2025-2026						
2026-2027						
2027-2028						
2028-2029						
2029-2030						
BEYOND 2030						
TOTAL COST	0	0	0	0	3,000,000	3,000,000

EXPENDITURE BREAKDOWN

EXPENDITURE BREAKDOWN	ENGINEERING	TESTING	LAND ACQUISITION	CONSTRUCTION	OTHER	TOTAL
PRIOR BDGTS					3,000,000	3,000,000
2025-2026						
2026-2027						
2027-2028						
2028-2029						
2029-2030						
BEYOND 2030						
TOTAL COST	0	0	0	0	3,000,000	3,000,000

PROJECT SPECIFICATIONS

PROJECT DESCRIPTION:

PROJECT JUSTIFICATION:

PROJECT PRIORITY: A

START DATE: 2025 **EST TIME TO COMPLETE:** 3 Years

OPERATING BUDGET EFFECT:

[ ] NONE [X] N/A [ ] SEE DETAIL

SHEET A 2025-2026/2029-2030 CAPITAL IMPROVEMENTS PROGRAM

PROJECT TITLE: Information System Security Upgrades	**PROJECT CATEGORY:** Public Enterprise
PROJECT NUMBER: 052501	**COUNCIL DISTRICT #** N/A
DIVISION: Public Works	**DEPARTMENT:** Information Systems

PROJECT BUDGET

REVENUE BREAKDOWN

REVENUE SOURCES					AD VALOREM TAX 2018	TOTAL
PRIOR BDGTS					1,000,000	1,000,000
PRIOR EXP						0
BUDGET C/0	0	0	0	0	1,000,000	1,000,000
2025-2026 2026-2027 2027-2028 2028-2029 2029-2030						
BEYOND 2030						
TOTAL COST	0	0	0	0		1,000,000

EXPENDITURE BREAKDOWN

EXPENDITURE BREAKDOWN	ENGINEERING	TESTING	LAND ACQUISITION	CONSTRUCTION	OTHER	TOTAL
PRIOR BDGTS					1,000,000	1,000,000
2025-2026 2026-2027 2027-2028 2028-2029 2029-2030						
BEYOND 2030						
TOTAL COST	0	0	0	0	1,000,000	1,000,000

PROJECT SPECIFICATIONS

PROJECT DESCRIPTION:

PROJECT JUSTIFICATION:

PROJECT PRIORITY: A

START DATE: 2025 **EST TIME TO COMPLETE:** Ongoing

OPERATING BUDGET EFFECT:

[ ] NONE [X] N/A [ ] SEE DETAIL

SHEET A 2025-2026/2029-2030 CAPITAL IMPROVEMENTS PROGRAM

PROJECT TITLE: Jackson/MacArthur Landscaping	**PROJECT CATEGORY:** Public Enterprise
PROJECT NUMBER: 052501	**COUNCIL DISTRICT #** N/A
DIVISION: Public Works	**DEPARTMENT:** Planning

PROJECT BUDGET

REVENUE BREAKDOWN

REVENUE SOURCES					SALES TAX	TOTAL
PRIOR BDGTS					85,000	85,000
PRIOR EXP						0
BUDGET C/0	0	0	0	0	85,000	85,000
2025-2026						
2026-2027						
2027-2028						
2028-2029						
2029-2030						
BEYOND 2030						
TOTAL COST	0	0	0	0		85,000

EXPENDITURE BREAKDOWN

EXPENDITURE BREAKDOWN	ENGINEERING	TESTING	LAND ACQUISITION	CONSTRUCTION	OTHER	TOTAL
PRIOR BDGTS					85,000	85,000
2025-2026						
2026-2027						
2027-2028						
2028-2029						
2029-2030						
BEYOND 2030						
TOTAL COST	0	0	0	0	85,000	85,000

PROJECT SPECIFICATIONS

PROJECT DESCRIPTION:

PROJECT JUSTIFICATION:

PROJECT PRIORITY: A

START DATE: 2025 **EST TIME TO COMPLETE:** Ongoing

OPERATING BUDGET EFFECT:

[ ] NONE [X] N/A [ ] SEE DETAIL

TABLE OF CONTENTS

DRAINAGE

			PAGE
250211	Acquisition-ROW/Servitudes	.....	48
250421	Residential Ditch Closure	.....	49
250512	Pump Station Repairs	.....	50
251301	Citywide Drainage Improvements	.....	51
252203	Willow Glen Drainage	.....	52
252204	Horseshoe Canal Hardening	.....	53
252205	Chatlain Overflow Structure	.....	54
252301	Fairground/Machine Shop Flood Control	.....	55
*	AHA Ditch Repair	.....	56
*	Good Earth Ditch Improvements, Phase 1	.....	57
*	Good Earth Ditch Improvements, Phase 2	.....	58
*	Dorchester Ditch Improvements, Phase 1	.....	59
*	MacAdams Ditch Improvements	.....	60
*	Shenandoah Ditch Enclosure	.....	61
*	Worley Drive Ditch Enclosure	.....	62
*	Prescott Road Drainage Improvements	.....	63
*	Dorchester Ditch Improvements, Phase 2	.....	64

2025-2026
COMBINED CAPITAL PROJECTS
SOURCES OF FUNDING SUMMARY

DRAINAGE

PROJECT IDENTIFICATION	SALES TAXES	AD VAL TAX- 14	AD VAL TAX- 18	FEDERAL FUNDS	STATE FUNDS	UTILITY FUND	OTHER	TOTALS
Residential Ditch Closure	375,000							375,000
Chatlain Overflow Structure			1,000,000					1,000,000
Total Drainage	375,000	0	1,000,000	0	0	0	0	1,375,000

2025-2026
GENERAL CAPITAL PROJECTS
FIVE YEAR CAPITAL PLAN

DRAINAGE

PROJ #	PROJECT IDENTIFICATION	BUDGET C/O	FISCAL YEAR 25-26	26-27	27-28	28-29	29-30	TOTAL 5 YEAR	BEYOND 2030	TOTAL COST
250211	Acquisition-ROW/Servitudes	246,962						0		0
250421	Residential Ditch Closure	1,524,190	375,000	375,000	375,000	375,000	375,000	1,875,000		1,875,000
250512	Pump Station Repairs	20,374						0		0
251301	Citywide Drainage Improvements	186,072						0		0
252203	Willow Glen Drainage	840,507						0		0
252204	Horseshoe Canal Hardening	227,282						0		0
252205	Chatlain Overflow Structure	14,295,542	1,000,000	1,000,000	1,000,000	1,000,000	1,000,000	5,000,000		5,000,000
252301	Fairground/Machine Shop Flood Contr	4,215,571						0		0
*	AHA Ditch Repair							0	400,000	400,000
*	Good Earth Ditch Improvements, Phase 1							0	1,200,000	1,200,000
*	Good Earth Ditch Improvements, Phase 2							0	100,000	100,000
*	Dorchester Ditch Improvements, Phase 1							0	1,350,000	1,350,000
*	MacAdams Ditch Improvements							0	750,000	750,000
*	Shenandoah Ditch Enclosure							0	350,000	350,000
*	Worley Drive Ditch Enclosure							0	450,000	450,000
*	Prescott Road Drainage Improvements							0	650,000	650,000
*	Dorchester Ditch Improvements, Phase 2							0	1,200,000	1,200,000
	Total Drainage	21,556,500	1,375,000	1,375,000	1,375,000	1,375,000	1,375,000	6,875,000	6,450,000	13,325,000

* Project Number to be Assigned

@ New or Revised Projects

Projects to be closed

SHEET A 2025-2026/2029-2030 CAPITAL IMPROVEMENTS PROGRAM

PROJECT TITLE: Right of Ways & Servitudes	**PROJECT CATEGORY:** Drainage
PROJECT NUMBER: 250211	**COUNCIL DISTRICT #** All
DIVISION: Public Works	**DEPARTMENT:** Engineering

PROJECT BUDGET

REVENUE BREAKDOWN

REVENUE SOURCES					SALES TAX	TOTAL
PRIOR BDGTS					670,000	670,000
PRIOR EXP					423,038	423,038
BUDGET C/0					246,962	246,962
2025-2026						
2026-2027						
2027-2028						
2028-2029						
2029-2030						
BEYOND 2030						
TOTAL COST					670,000	670,000

EXPENDITURE BREAKDOWN

EXPENDITURE BREAKDOWN	ENGINEERING	TESTING	LAND ACQUISITION	CONSTRUCTION	OTHER	TOTAL
PRIOR BDGTS			645,000		25,000	670,000
2025-2026						
2026-2027						
2027-2028						
2028-2029						
2029-2030						
BEYOND 2030						
TOTAL COST			645,000		25,000	670,000

PROJECT SPECIFICATIONS

PROJECT DESCRIPTION:

To purchase right-of-ways or servitudes from property owners for the Street Department.

PROJECT JUSTIFICATION:

Needed to maintain existing ditches in the City's corporate limits.

PROJECT PRIORITY: A

START DATE: Ongoing **EST TIME TO COMPLETE:** Ongoing

OPERATING BUDGET EFFECT:

X NONE N/A SEE DETAIL

SHEET A 2025-2026/2029-2030 CAPITAL IMPROVEMENTS PROGRAM

PROJECT TITLE: Residential Drainage Ditch Closure	**PROJECT CATEGORY:** Drainage
PROJECT NUMBER: 250421	**COUNCIL DISTRICT #** All
DIVISION: Public Works	**DEPARTMENT:** Engineering

PROJECT BUDGET

REVENUE BREAKDOWN

REVENUE SOURCES	SALES TAX	PROPERTY TAX 2018	PROPERTY TAX 2008	LIMITED TAX BONDS 2008	PROPERTY TAX 2003	TOTAL
PRIOR BDGTS	2,250,000	1,722,000	2,437,377	2,553,463	3,258,162	12,221,002
PRIOR EXP	1,342,919	1,245,555	2,296,713	2,553,463	3,258,162	10,696,812
BUDGET C/0	907,081	476,445	140,664	0	0	1,524,190
2025-2026	375,000					375,000
2026-2027	375,000					375,000
2027-2028	375,000					375,000
2028-2029	375,000					375,000
2029-2030	375,000					375,000
BEYOND 2030						
TOTAL COST	4,125,000	1,722,000	2,437,377	2,553,463	3,258,162	14,096,002

EXPENDITURE BREAKDOWN

EXPENDITURE BREAKDOWN	ENGINEERING	TESTING	LAND ACQUISITION	CONSTRUCTION	OTHER	TOTAL
PRIOR BDGTS	1,175,000			11,046,002		12,221,002
2025-2026	50,000			325,000		375,000
2026-2027	50,000			325,000		375,000
2027-2028	50,000			325,000		375,000
2028-2029	50,000			325,000		375,000
2029-2030	50,000			325,000		375,000
BEYOND 2030						
TOTAL COST	1,425,000			12,671,002		14,096,002

PROJECT SPECIFICATIONS

PROJECT DESCRIPTION:

Closure of drainage ditches within residential areas.

PROJECT JUSTIFICATION:

Included as part of 2003 Property Tax Issue.

PROJECT PRIORITY: A

START DATE: Ongoing **EST TIME TO COMPLETE:** Ongoing

OPERATING BUDGET EFFECT:

X NONE N/A SEE DETAIL

SHEET A 2025-2026/2029-2030 CAPITAL IMPROVEMENTS PROGRAM

PROJECT TITLE: Pump Station Repairs	**PROJECT CATEGORY:** Drainage
PROJECT NUMBER: 250512	**COUNCIL DISTRICT #** All
DIVISION: Public Works	**DEPARTMENT:** Engineering

PROJECT BUDGET

REVENUE BREAKDOWN

REVENUE SOURCES					SALES TAX	TOTAL
PRIOR BDGTS					185,000	185,000
PRIOR EXP					164,626	164,626
BUDGET C/0					20,374	20,374
2025-2026 2026-2027 2027-2028 2028-2029 2029-2030						
BEYOND 2030						
TOTAL COST					185,000	185,000

EXPENDITURE BREAKDOWN

EXPENDITURE BREAKDOWN	ENGINEERING	TESTING	LAND ACQUISITION	CONSTRUCTION	OTHER	TOTAL
PRIOR BDGTS				185,000		185,000
2025-2026 2026-2027 2027-2028 2028-2029 2029-2030						
BEYOND 2030						
TOTAL COST				185,000		185,000

PROJECT SPECIFICATIONS

PROJECT DESCRIPTION:

Needed repairs to existing pump stations.

PROJECT JUSTIFICATION:

The City has numerous pump stations and in lieu of having individual projects for making repairs to our pump stations this account is established.

PROJECT PRIORITY: A

START DATE: On Going **EST TIME TO COMPLETE:** On Going

OPERATING BUDGET EFFECT:

X NONE N/A SEE DETAIL

SHEET A 2025-2026/2029-2030 CAPITAL IMPROVEMENTS PROGRAM

PROJECT TITLE: Citywide Drainage Improvements	**PROJECT CATEGORY:** Drainage
PROJECT NUMBER: 251301	**COUNCIL DISTRICT #** All
DIVISION: Public Works	**DEPARTMENT:** Engineering

PROJECT BUDGET

REVENUE BREAKDOWN

REVENUE SOURCES					PROPERTY TAX 2018	TOTAL
PRIOR BDGTS					900,000	900,000
PRIOR EXP					713,928	713,928
BUDGET C/0					186,072	186,072
2025-2026 2026-2027 2027-2028 2028-2029 2029-2030						
BEYOND 2030						
TOTAL COST					900,000	900,000

EXPENDITURE BREAKDOWN

EXPENDITURE BREAKDOWN	ENGINEERING	TESTING	LAND ACQUISITION	CONSTRUCTION	OTHER	TOTAL
PRIOR BDGTS					900,000	900,000
2025-2026 2026-2027 2027-2028 2028-2029 2029-2030						
BEYOND 2030						
TOTAL COST				0	900,000	900,000

PROJECT SPECIFICATIONS

PROJECT DESCRIPTION:

PROJECT JUSTIFICATION:

PROJECT PRIORITY: A

START DATE: Ongoing **EST TIME TO COMPLETE:** Ongoing

OPERATING BUDGET EFFECT:

X NONE N/A SEE DETAIL

SHEET A 2025-2026/2029-2030 CAPITAL IMPROVEMENTS PROGRAM

PROJECT TITLE: Willow Glen Drainage	**PROJECT CATEGORY:** Drainage
PROJECT NUMBER: 252203	**COUNCIL DISTRICT #** 3
DIVISION: Public Works	**DEPARTMENT:** Engineering

PROJECT BUDGET

REVENUE BREAKDOWN

REVENUE SOURCES					PROPERTY TAX 2018	TOTAL
PRIOR BDGTS					1,000,000	1,000,000
PRIOR EXP					159,493	159,493
BUDGET C/0					840,507	840,507
2025-2026						
2026-2027						
2027-2028						
2028-2029						
2029-2030						
BEYOND 2030						
TOTAL COST					840,507	1,000,000

EXPENDITURE BREAKDOWN

EXPENDITURE BREAKDOWN	ENGINEERING	TESTING	LAND ACQUISITION	CONSTRUCTION	OTHER	TOTAL
PRIOR BDGTS					1,000,000	1,000,000
2025-2026						
2026-2027						
2027-2028						
2028-2029						
2029-2030						
BEYOND 2030						
TOTAL COST				0	1,000,000	1,000,000

PROJECT SPECIFICATIONS

PROJECT DESCRIPTION:

Enhance the drainage system in Willow Glen Road to prevent flooding during moderate to extensive rainfall events.

PROJECT JUSTIFICATION:

The Fairfield and Machine Shop Addition Subdivision is a low lying area along Willow Glen corridor that is protected from flooding by a storm water pump station when flow in the Chatlin Lake Canal does not allow gravity drainage. This project will enhance the infrastructure by increasing the subsurface drainage system and construct an additional pump station to supplement the existing.

PROJECT PRIORITY: A

START DATE: 2024 **EST TIME TO COMPLETE:** 3 Years

OPERATING BUDGET EFFECT:

X NONE N/A SEE DETAIL

SHEET A 2025-2026/2029-2030 CAPITAL IMPROVEMENTS PROGRAM

PROJECT TITLE: Horseshoe Canal Hardening	**PROJECT CATEGORY:** Drainage
PROJECT NUMBER: 252204	**COUNCIL DISTRICT #** 2,4
DIVISION: Public Works	**DEPARTMENT:** Engineering

PROJECT BUDGET

REVENUE BREAKDOWN

REVENUE SOURCES				STATE	SALES TAX	TOTAL
PRIOR BDGTS				2,124,000	379,000	2,503,000
PRIOR EXP				2,006,913	268,805	2,275,718
BUDGET C/0				117,087	110,195	227,282
2025-2026						
2026-2027						
2027-2028						
2028-2029						
2029-2030						
BEYOND 2030						
TOTAL COST				2,124,000	379,000	2,503,000

EXPENDITURE BREAKDOWN

EXPENDITURE BREAKDOWN	ENGINEERING	TESTING	LAND ACQUISITION	CONSTRUCTION	OTHER	TOTAL
PRIOR BDGTS				2,503,000		2,503,000
2025-2026						
2026-2027						
2027-2028						
2028-2029						
2029-2030						
BEYOND 2030						
TOTAL COST				2,503,000		2,503,000

PROJECT SPECIFICATIONS

PROJECT DESCRIPTION:

Constrution of an additional 10' X 10' Reinforced Concrete Box (RCB) Culvert for the Horseshoe Canal at the US 165 (Masonic Drive) crossing.

PROJECT JUSTIFICATION:

. The additional RCB will alleviate a restricted opening that has created a 2'+ water surface differential at the crossing. This relief will prevent flooding of some of the housing in the Camellia Place and Cherokee Village Subdivisions. This project is elligible for HUD funding through the State of Louisiana.

PROJECT PRIORITY: A

START DATE: 2024 **EST TIME TO COMPLETE:** 3 Years

OPERATING BUDGET EFFECT:

X NONE N/A SEE DETAIL

SHEET A 2025-2026/2029-2030 CAPITAL IMPROVEMENTS PROGRAM

PROJECT TITLE: Chatlain Overflow Structure	**PROJECT CATEGORY:** Drainage
PROJECT NUMBER: 252205	**COUNCIL DISTRICT #** All
DIVISION: Public Works	**DEPARTMENT:** Engineering

PROJECT BUDGET

REVENUE BREAKDOWN

REVENUE SOURCES		PROPERTY TAX 2008	PROPERTY TAX 2018	STATE	SALES TAX	TOTAL
PRIOR BDGTS		549,000	3,650,000	10,000,000	801,000	15,000,000
PRIOR EXP		55,800		204,914	443,744	704,458
BUDGET C/0		493,200	3,650,000	9,795,086	357,256	14,295,542
2025-2026			1,000,000			1,000,000
2026-2027			1,000,000			1,000,000
2027-2028					1,000,000	1,000,000
2028-2029					1,000,000	1,000,000
2029-2030					1,000,000	1,000,000
BEYOND 2030						
TOTAL COST			5,650,000	10,000,000	3,801,000	20,000,000

EXPENDITURE BREAKDOWN

EXPENDITURE BREAKDOWN	ENGINEERING	TESTING	LAND ACQUISITION	CONSTRUCTION	OTHER	TOTAL
PRIOR BDGTS				15,000,000		15,000,000
2025-2026				1,000,000		1,000,000
2026-2027				1,000,000		1,000,000
2027-2028				1,000,000		1,000,000
2028-2029				1,000,000		1,000,000
2029-2030				1,000,000		1,000,000
BEYOND 2030						
TOTAL COST				20,000,000		20,000,000

PROJECT SPECIFICATIONS

PROJECT DESCRIPTION:

Construction of an Overflow Relief Structure from Chatlain Lake Canal to the Red River.

PROJECT JUSTIFICATION:

During heavy or extended rainfall events, the interior drainage system of the City does not have the capacity to convey the runoff from the rainfall. This lack of capacity results in flooding in several of the low lying areas of South Alexandria resulting in substantial damage. This Overflow Structure will allow the conveyance of runoff from the interior to the Red River. This project is elligible for HUD funding through the State of Louisiana.

PROJECT PRIORITY: A

START DATE: 2025 **EST TIME TO COMPLETE:** Ongoing

OPERATING BUDGET EFFECT:

X NONE N/A SEE DETAIL

SHEET A 2025-2026/2029-2030 CAPITAL IMPROVEMENTS PROGRAM

PROJECT TITLE:	PROJECT CATEGORY:
Fairground/Machine Shop Flood Control	Drainage
PROJECT NUMBER: 252301	**COUNCIL DISTRICT #** 2
DIVISION: Public Works	**DEPARTMENT:** Engineering

PROJECT BUDGET

REVENUE BREAKDOWN

REVENUE SOURCES			PROPERTY TAX 2018	STATE	SALES TAX	TOTAL
PRIOR BDGTS			500,000	4,000,000		4,500,000
PRIOR EXP			284,429			284,429
BUDGET C/0			215,571	4,000,000	0	4,215,571
2025-2026 2026-2027 2027-2028 2028-2029 2029-2030						
BEYOND 2030						
TOTAL COST			500,000	4,000,000	0	4,500,000

EXPENDITURE BREAKDOWN

EXPENDITURE BREAKDOWN	ENGINEERING	TESTING	LAND ACQUISITION	CONSTRUCTION	OTHER	TOTAL
PRIOR BDGTS				4,500,000		4,500,000
2025-2026 2026-2027 2027-2028 2028-2029 2029-2030						
BEYOND 2030						
TOTAL COST				4,500,000		4,500,000

PROJECT SPECIFICATIONS

PROJECT DESCRIPTION:

This project will supplement the existing subsurface system currently serving this watershed. The City Engineer's Office submitted an application with the Statewide Flood Control Program for funding these improvements. Improvements to include additional surface collection, subsurface conveyance, additional pumps and power generation for back-up power supply.

PROJECT JUSTIFICATION:

This subdivision was constructed in a low-lying area served by the Chatlin Lake Canal. Previous drainage improvements were designed and constructed to accommodate a 25-year design storm. In the past 15 years, there have been four storm events that have caused significant flooding and damage of residential property in this neighborhood. The proposed improvements will safeguard the neighborhood to a 100-year design storm event.

PROJECT PRIORITY: A

START DATE: 2025 **EST TIME TO COMPLETE:** 2 Years

OPERATING BUDGET EFFECT:

X NONE N/A SEE DETAIL

SHEET A 2025-2026/2029-2030 CAPITAL IMPROVEMENTS PROGRAM

PROJECT TITLE: AHA Ditch Repair	**PROJECT CATEGORY:** Drainage
PROJECT NUMBER: N/A	**COUNCIL DISTRICT #** 3
DIVISION: Public Works	**DEPARTMENT:** Engineering

PROJECT BUDGET

REVENUE BREAKDOWN

REVENUE SOURCES					SALES TAX	TOTAL
PRIOR BDGTS PRIOR EXP						
BUDGET C/0						
2025-2026 2026-2027 2027-2028 2028-2029 2029-2030						
BEYOND 2030					400,000	400,000
TOTAL COST					400,000	400,000

EXPENDITURE BREAKDOWN

EXPENDITURE BREAKDOWN	ENGINEERING	TESTING	LAND ACQUISITION	CONSTRUCTION	OTHER	TOTAL
PRIOR BDGTS						
2025-2026 2026-2027 2027-2028 2028-2029 2029-2030						
BEYOND 2030					400,000	400,000
TOTAL COST				0	400,000	400,000

PROJECT SPECIFICATIONS

PROJECT DESCRIPTION:

Repair of existing concrete-lined ditch.

PROJECT JUSTIFICATION:

OPERATING BUDGET EFFECT:

X NONE ____ N/A ____ SEE DETAIL

SHEET A 2025-2026/2029-2030 CAPITAL IMPROVEMENTS PROGRAM

PROJECT TITLE:	PROJECT CATEGORY:
Good Earth Ditch Improvements, Phase 1	Drainage
PROJECT NUMBER: N/A	**COUNCIL DISTRICT #** 5
DIVISION: Public Works	**DEPARTMENT:** Engineering

PROJECT BUDGET

REVENUE BREAKDOWN

REVENUE SOURCES					SALES TAX	TOTAL
PRIOR BDGTS PRIOR EXP						
BUDGET C/0						
2025-2026 2026-2027 2027-2028 2028-2029 2029-2030						
BEYOND 2030					1,200,000	1,200,000
TOTAL COST					1,200,000	1,200,000

EXPENDITURE BREAKDOWN

EXPENDITURE BREAKDOWN	ENGINEERING	TESTING	LAND ACQUISITION	CONSTRUCTION	OTHER	TOTAL
PRIOR BDGTS						
2025-2026 2026-2027 2027-2028 2028-2029 2029-2030						
BEYOND 2030					1,200,000	1,200,000
TOTAL COST				0	1,200,000	1,200,000

PROJECT SPECIFICATIONS

PROJECT DESCRIPTION:

First of two phases - enclosure of existing earth-lined ditch with RCB structure. Project to include additional street crossing (Lance Street) in order to provide connectivity from Good Earth Subdiviion to Fairfield Subdivision and Versailles Boulevard beyond.

PROJECT JUSTIFICATION:

Existing ditch is difficult to maintain due to limited access points. Severe erosion is taking place due to soil type and will extend beyond drainage servitude and cause loss of private fencing. Additional roadway connection will alleviate some traffice demands at the Bluebird and Versailles Intersection by providing some interconnectivity.

PROJECT PRIORITY: A

START DATE: **EST TIME TO COMPLETE:**

OPERATING BUDGET EFFECT:

NONE N/A SEE DETAIL

SHEET A 2025-2026/2029-2030 CAPITAL IMPROVEMENTS PROGRAM

PROJECT TITLE: Good Earth Ditch Improvements, Phase 2	**PROJECT CATEGORY:** Drainage
PROJECT NUMBER: N/A	**COUNCIL DISTRICT #** 5
DIVISION: Public Works	**DEPARTMENT:** Engineering

PROJECT BUDGET

REVENUE BREAKDOWN

REVENUE SOURCES					SALES TAX	TOTAL
PRIOR BDGTS PRIOR EXP						
BUDGET C/0						
2025-2026 2026-2027 2027-2028 2028-2029 2029-2030						
BEYOND 2030					100,000	100,000
TOTAL COST					100,000	100,000

EXPENDITURE BREAKDOWN

EXPENDITURE BREAKDOWN	ENGINEERING	TESTING	LAND ACQUISITION	CONSTRUCTION	OTHER	TOTAL
PRIOR BDGTS						
2025-2026 2026-2027 2027-2028 2028-2029 2029-2030						
BEYOND 2030					100,000	100,000
TOTAL COST				0	100,000	100,000

PROJECT SPECIFICATIONS

PROJECT DESCRIPTION:

Second of two phases - enclosure of existing earth-lined ditch with RCB structure.

PROJECT JUSTIFICATION:

Existing ditch is difficult to maintain due to limited access points. Severe erosion is taking place due to soil type and will extend beyond drainage servitude and cause loss of private fencing

PROJECT PRIORITY: A

START DATE: N/A **EST TIME TO COMPLETE:** N/A

OPERATING BUDGET EFFECT:

X NONE N/A SEE DETAIL

SHEET A 2025-2026/2029-2030 CAPITAL IMPROVEMENTS PROGRAM

PROJECT TITLE: Dorchester Ditch Improvements, Phase 1	**PROJECT CATEGORY:** Drainage
PROJECT NUMBER: N/A	**COUNCIL DISTRICT #** 4
DIVISION: Public Works	**DEPARTMENT:** Engineering

PROJECT BUDGET

REVENUE BREAKDOWN

REVENUE SOURCES					SALES TAX	TOTAL
PRIOR BDGTS PRIOR EXP						
BUDGET C/0						
2025-2026 2026-2027 2027-2028 2028-2029 2029-2030						
BEYOND 2030					1,350,000	1,350,000
TOTAL COST					1,350,000	1,350,000

EXPENDITURE BREAKDOWN

EXPENDITURE BREAKDOWN	ENGINEERING	TESTING	LAND ACQUISITION	CONSTRUCTION	OTHER	TOTAL
PRIOR BDGTS						
2025-2026 2026-2027 2027-2028 2028-2029 2029-2030						0
BEYOND 2030					1,350,000	1,350,000
TOTAL COST				0	1,350,000	1,350,000

PROJECT SPECIFICATIONS

PROJECT DESCRIPTION:

First of two phases - enclosure of existing earth-lined ditch with RCB structure.

PROJECT JUSTIFICATION:

Existing ditch is difficult to maintain due to limited access points. Severe erosion is taking place due to soil type and will extend beyond drainage servitude and cause loss of private property.

PROJECT PRIORITY: A

START DATE:

EST TIME TO COMPLETE:

OPERATING BUDGET EFFECT:

X NONE ..... N/A ..... SEE DETAIL

SHEET A 2025-2026/2029-2030 CAPITAL IMPROVEMENTS PROGRAM

PROJECT TITLE: MacAdams Ditch Improvements	**PROJECT CATEGORY:** Drainage
PROJECT NUMBER: N/A	**COUNCIL DISTRICT #** 5
DIVISION: Public Works	**DEPARTMENT:** Engineering

PROJECT BUDGET

REVENUE BREAKDOWN

REVENUE SOURCES					SALES TAX	TOTAL
PRIOR BDGTS PRIOR EXP						
BUDGET C/0						
2025-2026 2026-2027 2027-2028 2028-2029 2029-2030						
BEYOND 2030					750,000	750,000
TOTAL COST					750,000	750,000

EXPENDITURE BREAKDOWN

EXPENDITURE BREAKDOWN	ENGINEERING	TESTING	LAND ACQUISITION	CONSTRUCTION	OTHER	TOTAL
PRIOR BDGTS						
2025-2026 2026-2027 2027-2028 2028-2029 2029-2030						
BEYOND 2030					750,000	750,000
TOTAL COST				0	750,000	750,000

PROJECT SPECIFICATIONS

PROJECT DESCRIPTION:

Concrete lining of existing earth-lined ditch.

PROJECT JUSTIFICATION:

Existing ditch is difficult to maintain due to limited access points. Severe erosion is taking place due to soil type and will extend beyond drainage servitude and cause loss of private property.

PROJECT PRIORITY: A

START DATE: 2024 **EST TIME TO COMPLETE:** 1 Year

OPERATING BUDGET EFFECT:

X NONE N/A SEE DETAIL

SHEET A 2025-2026/2029-2030 CAPITAL IMPROVEMENTS PROGRAM

PROJECT TITLE: Shenandoah Ditch Enclosure	**PROJECT CATEGORY:** Drainage
PROJECT NUMBER: N/A	**COUNCIL DISTRICT #** 3
DIVISION: Public Works	**DEPARTMENT:** Engineering

PROJECT BUDGET

REVENUE BREAKDOWN

REVENUE SOURCES					SALES TAX	TOTAL
PRIOR BDGTS PRIOR EXP						
BUDGET C/0						
2025-2026 2026-2027 2027-2028 2028-2029 2029-2030						
BEYOND 2030					350,000	350,000
TOTAL COST					350,000	350,000

EXPENDITURE BREAKDOWN

EXPENDITURE BREAKDOWN	ENGINEERING	TESTING	LAND ACQUISITION	CONSTRUCTION	OTHER	TOTAL
PRIOR BDGTS						
2025-2026 2026-2027 2027-2028 2028-2029 2029-2030						
BEYOND 2030					350,000	350,000
TOTAL COST				0	350,000	350,000

PROJECT SPECIFICATIONS

PROJECT DESCRIPTION:

Enclosure of existing open concrete-lined ditch in residential neighborhood.

PROJECT JUSTIFICATION:

Request from adjacent property owners for safety and aesthetic enhancements.

PROJECT PRIORITY: A

START DATE: **EST TIME TO COMPLETE:**

OPERATING BUDGET EFFECT:

X NONE N/A SEE DETAIL

SHEET A 2025-2026/2029-2030 CAPITAL IMPROVEMENTS PROGRAM

PROJECT TITLE:	PROJECT CATEGORY:
Worley Drive Ditch Enclosure	Drainage
PROJECT NUMBER: N/A	**COUNCIL DISTRICT #** 2
DIVISION: Public Works	**DEPARTMENT:** Engineering

PROJECT BUDGET

REVENUE BREAKDOWN

REVENUE SOURCES					SALES TAX	TOTAL
PRIOR BDGTS PRIOR EXP						
BUDGET C/0						
2025-2026 2026-2027 2027-2028 2028-2029 2029-2030						
BEYOND 2030					450,000	450,000
TOTAL COST					450,000	450,000

EXPENDITURE BREAKDOWN

EXPENDITURE BREAKDOWN	ENGINEERING	TESTING	LAND ACQUISITION	CONSTRUCTION	OTHER	TOTAL
PRIOR BDGTS						
2025-2026 2026-2027 2027-2028 2028-2029 2029-2030						
BEYOND 2030					450,000	450,000
TOTAL COST				0	450,000	450,000

PROJECT SPECIFICATIONS

PROJECT DESCRIPTION:

Enclosure of existing open earth-lined ditch in commercial area.

PROJECT JUSTIFICATION:

Enclosure of existing ditch for improved ease of maintenance.

PROJECT PRIORITY: A

START DATE: **EST TIME TO COMPLETE:**

OPERATING BUDGET EFFECT:

X NONE N/A SEE DETAIL

SHEET A 2025-2026/2029-2030 CAPITAL IMPROVEMENTS PROGRAM

PROJECT TITLE:	PROJECT CATEGORY:
Prescott Road Drainage Improvements	Drainage
PROJECT NUMBER: N/A	**COUNCIL DISTRICT #** 2
DIVISION: Public Works	**DEPARTMENT:** Engineering

PROJECT BUDGET

REVENUE BREAKDOWN

REVENUE SOURCES					SALES TAX	TOTAL
PRIOR BDGTS PRIOR EXP						
BUDGET C/0						
2025-2026 2026-2027 2027-2028 2028-2029 2029-2030						
BEYOND 2030					650,000	650,000
TOTAL COST					650,000	650,000

EXPENDITURE BREAKDOWN

EXPENDITURE BREAKDOWN	ENGINEERING	TESTING	LAND ACQUISITION	CONSTRUCTION	OTHER	TOTAL
PRIOR BDGTS						
2025-2026 2026-2027 2027-2028 2028-2029 2029-2030						
BEYOND 2030					650,000	650,000
TOTAL COST				0	650,000	650,000

PROJECT SPECIFICATIONS

PROJECT DESCRIPTION:

Enclosure of existing open earth-lined ditch in commercial area.

PROJECT JUSTIFICATION:

Enclosure of existing ditch for improved ease of maintenance and enhanced safety adjacent to heavily travelled roadway.

PROJECT PRIORITY: A

START DATE: **EST TIME TO COMPLETE:**

OPERATING BUDGET EFFECT:

X NONE ____ N/A ____ SEE DETAIL

SHEET A 2025-2026/2029-2030 CAPITAL IMPROVEMENTS PROGRAM

PROJECT TITLE:	PROJECT CATEGORY:
Dorchester Ditch Improvements, Phase 2	Drainage
PROJECT NUMBER: N/A	**COUNCIL DISTRICT #** 3
DIVISION: Public Works	**DEPARTMENT:** Engineering

PROJECT BUDGET

REVENUE BREAKDOWN

REVENUE SOURCES					SALES TAX	TOTAL
PRIOR BDGTS PRIOR EXP						
BUDGET C/0						
2025-2026 2026-2027 2027-2028 2028-2029 2029-2030						
BEYOND 2030					1,200,000	1,200,000
TOTAL COST					1,200,000	1,200,000

EXPENDITURE BREAKDOWN

EXPENDITURE BREAKDOWN	ENGINEERING	TESTING	LAND ACQUISITION	CONSTRUCTION	OTHER	TOTAL
PRIOR BDGTS						
2025-2026 2026-2027 2027-2028 2028-2029 2029-2030						
BEYOND 2030					1,200,000	1,200,000
TOTAL COST				0	1,200,000	1,200,000

PROJECT SPECIFICATIONS

PROJECT DESCRIPTION:

Second of two phases - enclosure of existing earth-lined ditch with RCB structure. Project to include additional street crossing (Lance Street) in order to provide connectivity from Good Earth Subdiviion to Fairfield Subdivision and Versailles Boulevard beyond.

PROJECT JUSTIFICATION:

Existing ditch is difficult to maintain due to limited access points. Severe erosion is taking place due to soil type and will extend beyond drainage servitude and cause loss of private fencing. Additional roadway connection will alleviate some traffic demands at the Bluebird and Versailles Intersection by providing some interconnectivity.

PROJECT PRIORITY: A

START DATE: **EST TIME TO COMPLETE:**

OPERATING BUDGET EFFECT:

X NONE N/A SEE DETAIL

TABLE OF CONTENTS

STREETS

		PAGE
268823	Street, Drainage, Sidewalk Repairs	68
269007	Sugarhouse Road - Phase 1	69
260507	Aerial Photography	70
260608	Land Acquisitions	71
261002	Traffic Signals Renovations	72
261203	Masonic Corridor Ph 2	73
261302	Directional Signage & Striping	74
261801	N. 16th Street Bridge Replacement	75
262001	England Drive Sidewalks	76
262004	Street Surface Assessment	77
262201	Elliott Street Reconstruction	78
262301	MPO Asphaltic Street Rehab	79
262302	Foisy Street Reconstruction	80
262303	Alexandria Bike/Pedestrian Plan	81
262304	Bryn Mawr Bridge Replacement	82
262501	Jackson Street Rehab	83
262601	Baldwin Avenue Extension	84
262602	Worley Drive Reconstruction	85
*	Olcutt Street Reconstruction	86
*	Heyman Lane Bridge	87
*	Versailles Boulevard Roundabouts	88
*	Tulane Bridge Replacement	89
*	6th Street Reconstruction	90

2025-2026
COMBINED CAPITAL PROJECTS
SOURCES OF FUNDING SUMMARY

STREETS

PROJECT IDENTIFICATION	SALES TAXES	AD VAL TAX- 14	AD VAL TAX- 18	FEDERAL FUNDS	STATE FUNDS	UTILITY FUND	OTHER	TOTALS
Street, Drain, Sidewalk Repr			500,000					500,000
Aerial Photography			15,000					15,000
Traffic Signal Renovations			25,000					25,000
Directional Signage Imp			75,000					75,000
N. 16th Street Bridge Replacement	286,758							286,758
Street Surface Assessment	(25,602)							(25,602)
Bryn Mawr Bridge Replacement	(11,061)							(11,061)
Jackson Street Rehab			(400,000)					(400,000)
Baldwin Avenue Extension			650,000					650,000
Worley Drive Reconstruction			750,000					750,000
Total Streets	250,095	0	1,615,000	0	0	0	0	1,865,095

2025-2026
GENERAL CAPITAL PROJECTS
FIVE YEAR CAPITAL PLAN

STREETS

PROJ #	PROJECT IDENTIFICATION	BUDGET C/O	FISCAL YEAR 25-26	26-27	27-28	28-29	29-30	TOTAL 5 YEAR	BEYOND 2030	TOTAL COST
268823	Street, Drainage, Sidewalk Repairs	1,473,757	500,000	500,000	500,000	500,000	500,000	2,500,000		2,500,000
269007	Sugarhouse Road - Phase 1	8,840,658						0	3,500,000	3,500,000
260507	Aerial Photography	152,134	15,000	15,000	15,000	15,000	15,000	75,000		75,000
260608	Land Acquisitions	309,759						0		0
261002	Traffic Signals Renovations	98,437	25,000	25,000	25,000	25,000	25,000	125,000		125,000
261203	Masonic Corridor Ph 2	273,905						0		0
261302	Directional Signage & Striping	434,994	75,000	75,000	75,000	75,000	75,000	375,000		375,000
261801	N. 16th Street Bridge Replacement	(286,758)	286,758					286,758		286,758
262001	England Drive Sidewalks	262,500						0		0
262004	Street Surface Assessment	25,602	(25,602)					(25,602)		(25,602)
262201	Elliott Street Reconstruction	358,378						0		0
262301	MPO Asphaltic Street Rehab	4,890,225						0		0
262302	Foisy Street Reconstruction	4,738,223						0		0
262303	Alexandria Bike/Pedestrian Plan	3,322						0		0
262304	Bryn Mawr Bridge Replacement	11,061	(11,061)					(11,061)		(11,061)
262501	Jackson Street Rehab	400,000	(400,000)					(400,000)		(400,000)
262601	Baldwin Avenue Extension		650,000							650,000
262602	Worley Drive Reconstruction		750,000							750,000
*	Olcutt Street Reconstruction							0	550,000	550,000
*	Heyman Lane Bridge							0	1,320,000	1,320,000
*	Versailles Boulevard Roundabouts							0	960,000	960,000
*	Tulane Bridge Replacement							0	1,850,000	1,850,000
*	6th Street Reconstruction							0	960,000	960,000
	Total Streets	21,986,197	1,865,095	615,000	615,000	615,000	615,000	2,925,095	9,140,000	13,465,095

* Project Number to be Assigned

@ New or Revised Projects

Projects to be closed

SHEET A 2025-2026/2029-2030 CAPITAL IMPROVEMENTS PROGRAM

PROJECT TITLE:	PROJECT CATEGORY:
Street, Drainage, Sidewalk & Other Improvements	Streets
PROJECT NUMBER: 268823	**COUNCIL DISTRICT #** All
DIVISION: Public Works	**DEPARTMENT:** Engineering

PROJECT BUDGET

REVENUE BREAKDOWN

REVENUE SOURCES	PROPERTY TAX - 2018	SALES TAX BONDS 2008	PROPERTY TAX - 2008	SALES TAX	SALES TAX BONDS	TOTAL
PRIOR BDGTS	2,271,457	1,334,273	724,400	9,380,372	469,245	14,179,747
PRIOR EXP	1,699,276	1,334,273	724,400	8,478,796	469,245	12,705,990
BUDGET C/0	572,181	0	0	901,576	0	1,473,757
2025-2026				500,000		500,000
2026-2027				500,000		500,000
2027-2028				500,000		500,000
2028-2029				500,000		500,000
2029-2030				500,000		500,000
BEYOND 2030						
TOTAL COST	2,271,457	1,334,273	724,400	11,880,372	469,245	16,679,747

EXPENDITURE BREAKDOWN

EXPENDITURE BREAKDOWN	ENGINEERING	TESTING	LAND ACQUISITION	CONSTRUCTION	OTHER	TOTAL
PRIOR BDGTS	183,000	27,500		13,933,247	36,000	14,179,747
2025-2026				500,000		500,000
2026-2027				500,000		500,000
2027-2028				500,000		500,000
2028-2029				500,000		500,000
2029-2030				500,000		500,000
BEYOND 2030						
TOTAL COST	183,000	27,500	0	16,433,247	36,000	16,679,747

PROJECT SPECIFICATIONS

PROJECT DESCRIPTION:

Repairs to street, drainage and sidewalk infrastructure which have failed and need to be repaired.

PROJECT JUSTIFICATION:

To alleviate deteriorated street conditions.

PROJECT PRIORITY: A

START DATE: On Going **EST TIME TO COMPLETE:** On Going

OPERATING BUDGET EFFECT:

X NONE N/A SEE DETAIL

SHEET A 2025-2026/2029-2030 CAPITAL IMPROVEMENTS PROGRAM

PROJECT TITLE:	PROJECT CATEGORY:
Sugarhouse Road Phase 1	Streets
PROJECT NUMBER: 269007	**COUNCIL DISTRICT #** 3
DIVISION: Public Works	**DEPARTMENT:** Engineering

PROJECT BUDGET

REVENUE BREAKDOWN

REVENUE SOURCES	SALES TAX	STATE FUNDS	PROPERTY TAX 2008	UTILITY FUNDS	SALES TAX BONDS 2008	TOTAL
PRIOR BDGTS	2,603,056	7,200,000	1,488,891	953,713	1,569,376	13,815,036
PRIOR EXP	1,200,675		1,488,891	715,436	1,569,376	4,974,378
BUDGET C/0	1,402,381	7,200,000	0	238,277	0	8,840,658
2025-2026						
2026-2027						
2027-2028						
2028-2029						
2029-2030						
BEYOND 2030	700,000	2,800,000				3,500,000
TOTAL COST	3,303,056	10,000,000	1,488,891	953,713	1,569,376	17,315,036

EXPENDITURE BREAKDOWN

EXPENDITURE BREAKDOWN	ENGINEERING	TESTING	LAND ACQUISITION	CONSTRUCTION	OTHER	TOTAL
PRIOR BDGTS	457,903	7,863	624,796	12,625,710	98,764	13,815,036
2025-2026						
2026-2027						
2027-2028						
2028-2029						
2029-2030						
BEYOND 2030				3,500,000		3,500,000
TOTAL COST	457,903	7,863	624,796	16,125,710	98,764	17,315,036

PROJECT SPECIFICATIONS

PROJECT DESCRIPTION:

Construct two traffic lanes measuring 12' wide with 10' and 8' shoulders along with necessary street and drainage appurtenances from the relocation of New York Ave. (La. 1208-1) along Sugarhouse Road towards Bayou Hynson approximately 1100 linear feet past Lincoln Road.

PROJECT JUSTIFICATION:

Drainage improvements are needed to accommodate the required drainage for the relocation of New York Ave. (La. 1208-1) since our existing drainage facilities will be unable to handle the increased design flow from La 1208-1 to Bayou Hynson. The Master Street Plan indicates a proposed street improvement connecting MacArthur Drive To La. Highway 1.

By implementing the Master Street Plan we will not only construct a proposed street improvement but also construct drainage improvements which are shown on the Master Drainage Plan.

PROJECT PRIORITY: A

START DATE: 2026 **EST TIME TO COMPLETE:** 3 Years

OPERATING BUDGET EFFECT:

X NONE N/A SEE DETAIL

SHEET A 2025-2026/2029-2030 CAPITAL IMPROVEMENTS PROGRAM

PROJECT TITLE: Aerial Photography	**PROJECT CATEGORY:** Streets
PROJECT NUMBER: 260507	**COUNCIL DISTRICT #** All
DIVISION: Public Works	**DEPARTMENT:** Engineering

PROJECT BUDGET

REVENUE BREAKDOWN

REVENUE SOURCES					SALES TAX	TOTAL
PRIOR BDGTS					425,000	425,000
PRIOR EXP					272,866	272,866
BUDGET C/0					152,134	152,134
2025-2026					15,000	15,000
2026-2027					15,000	15,000
2027-2028					15,000	15,000
2028-2029					15,000	15,000
2029-2030					15,000	15,000
BEYOND 2030						
TOTAL COST					500,000	500,000

EXPENDITURE BREAKDOWN

EXPENDITURE BREAKDOWN	ENGINEERING	TESTING	LAND ACQUISITION	CONSTRUCTION	OTHER	TOTAL
PRIOR BDGTS					425,000	425,000
2025-2026					15,000	15,000
2026-2027					15,000	15,000
2027-2028					15,000	15,000
2028-2029					15,000	15,000
2029-2030					15,000	15,000
BEYOND 2030						
TOTAL COST					500,000	500,000

PROJECT SPECIFICATIONS

PROJECT DESCRIPTION:

Aerial photos of the City in computer files.

PROJECT JUSTIFICATION:

The City is involved with numerous Capital Projects. The use of current aerial photos, in computer files, assist the City in determining the scope of proposed projects and a visual map that provides the concept of the proposed improvements before the project is actually designed.

PROJECT PRIORITY: A

START DATE: On Going **EST TIME TO COMPLETE:** On Going

OPERATING BUDGET EFFECT:

X NONE N/A SEE DETAIL

SHEET A 2025-2026/2029-2030 CAPITAL IMPROVEMENTS PROGRAM

PROJECT TITLE: Land Acquisitions	**PROJECT CATEGORY:** Streets
PROJECT NUMBER: 260608	**COUNCIL DISTRICT #** All
DIVISION: Public Works	**DEPARTMENT:** Engineering

PROJECT BUDGET

REVENUE BREAKDOWN

REVENUE SOURCES					SALES TAX	TOTAL
PRIOR BDGTS					1,314,000	1,314,000
PRIOR EXP					1,004,241	1,004,241
BUDGET C/0					309,759	309,759
2025-2026						
2026-2027						
2027-2028						
2028-2029						
2029-2030						
BEYOND 2030						
TOTAL COST					1,314,000	1,314,000

EXPENDITURE BREAKDOWN

EXPENDITURE BREAKDOWN	ENGINEERING	TESTING	LAND ACQUISITION	CONSTRUCTION	OTHER	TOTAL
PRIOR BDGTS			1,314,000			1,314,000
2025-2026						
2026-2027						
2027-2028						
2028-2029						
2029-2030						
BEYOND 2030						
TOTAL COST			1,314,000			1,314,000

PROJECT SPECIFICATIONS

PROJECT DESCRIPTION:

Purchase right-of-way for various City projects.

PROJECT JUSTIFICATION:

With construction of new projects and improvements to existing infrastructure, these funds can be readily accessible to aid in speeding the design and construction of these improvements.

PROJECT PRIORITY: A

START DATE: Ongoing **EST TIME TO COMPLETE:** Ongoing

OPERATING BUDGET EFFECT:

X NONE N/A SEE DETAIL

SHEET A 2025-2026/2029-2030 CAPITAL IMPROVEMENTS PROGRAM

PROJECT TITLE: Traffic Signal Renovations	**PROJECT CATEGORY:** Streets
PROJECT NUMBER: 261002	**COUNCIL DISTRICT #** All
DIVISION: Public Works	**DEPARTMENT:** Engineering

PROJECT BUDGET

REVENUE BREAKDOWN

REVENUE SOURCES					SALES TAX	TOTAL
PRIOR BDGTS					801,700	801,700
PRIOR EXP					703,263	703,263
BUDGET C/0					98,437	98,437
2025-2026					25,000	25,000
2026-2027					25,000	25,000
2027-2028					25,000	25,000
2028-2029					25,000	25,000
2029-2030					25,000	25,000
BEYOND 2030						
TOTAL COST					926,700	926,700

EXPENDITURE BREAKDOWN

EXPENDITURE BREAKDOWN	ENGINEERING	TESTING	LAND ACQUISITION	CONSTRUCTION	OTHER	TOTAL
PRIOR BDGTS					801,700	801,700
2025-2026					25,000	25,000
2026-2027					25,000	25,000
2027-2028					25,000	25,000
2028-2029					25,000	25,000
2029-2030					25,000	25,000
BEYOND 2030						
TOTAL COST					926,700	926,700

PROJECT SPECIFICATIONS

PROJECT DESCRIPTION:

Renovate traffic signals with controllers, LEDs, cameras, and other related traffic control devices.

PROJECT JUSTIFICATION:

Many of existing signal controllers are in need of updating. The LED retrofit will save on maintenance labor as well as energy use. The cameras replace troublesome ground loops as traffic detectors.

PROJECT PRIORITY: A

START DATE: Ongoing **EST TIME TO COMPLETE:** Ongoing

OPERATING BUDGET EFFECT:

X NONE N/A SEE DETAIL

SHEET A 2025-2026/2029-2030 CAPITAL IMPROVEMENTS PROGRAM

PROJECT TITLE: Masonic Drive Corridor Improvements Ph 2	**PROJECT CATEGORY:** Streets
PROJECT NUMBER: 261203	**COUNCIL DISTRICT #** 4
DIVISION: Public Works	**DEPARTMENT:** Engineering

PROJECT BUDGET

REVENUE BREAKDOWN

REVENUE SOURCES			STATE FUNDS	SALES TAX BONDS 2008	SALES TAX	TOTAL
PRIOR BDGTS			1,796,600	9,000	481,000	2,286,600
PRIOR EXP			1,515,896	9,000	487,799	2,012,695
BUDGET C/0			280,704	0	(6,799)	273,905
2025-2026						
2026-2027						
2027-2028						
2028-2029						
2029-2030						
BEYOND 2030						
TOTAL COST			1,796,600	9,000	(6,799)	2,286,600

EXPENDITURE BREAKDOWN

EXPENDITURE BREAKDOWN	ENGINEERING	TESTING	LAND ACQUISITION	CONSTRUCTION	OTHER	TOTAL
PRIOR BDGTS				2,286,600		2,286,600
2025-2026						
2026-2027						
2027-2028						
2028-2029						
2029-2030						
BEYOND 2030						
TOTAL COST				2,286,600	0	2,286,600

PROJECT SPECIFICATIONS

PROJECT DESCRIPTION:

Sidewalk addtions from Texas Avenue to the Service Road near the South Circle.

PROJECT JUSTIFICATION:

Improve safety for pedestrians along the Masonic Drive commercial corridor.

PROJECT PRIORITY: A

START DATE: 2020 **EST TIME TO COMPLETE:** 1 Year

OPERATING BUDGET EFFECT:

X NONE N/A SEE DETAIL

SHEET A 2025-2026/2029-2030 CAPITAL IMPROVEMENTS PROGRAM

PROJECT TITLE: Directional Signage & Striping	**PROJECT CATEGORY:** Streets
PROJECT NUMBER: 261302	**COUNCIL DISTRICT #** All
DIVISION: Public Works	**DEPARTMENT:** Engineering

PROJECT BUDGET

REVENUE BREAKDOWN

REVENUE SOURCES				SALES TAX BONDS 2008	SALES TAX	TOTAL
PRIOR BDGTS				16,741	1,223,259	1,240,000
PRIOR EXP				16,741	788,265	805,006
BUDGET C/0				0	434,994	434,994
2025-2026					75,000	75,000
2026-2027					75,000	75,000
2027-2028					75,000	75,000
2028-2029					75,000	75,000
2029-2030					75,000	75,000
BEYOND 2030						
TOTAL COST				16,741	1,598,259	1,615,000

EXPENDITURE BREAKDOWN

EXPENDITURE BREAKDOWN	ENGINEERING	TESTING	LAND ACQUISITION	CONSTRUCTION	OTHER	TOTAL
PRIOR BDGTS					1,240,000	1,240,000
2025-2026					75,000	75,000
2026-2027					75,000	75,000
2027-2028					75,000	75,000
2028-2029					75,000	75,000
2029-2030					75,000	75,000
BEYOND 2030						
TOTAL COST					1,615,000	1,615,000

PROJECT SPECIFICATIONS

PROJECT DESCRIPTION:

Improve signage and striping for vehicular traffic throughout the City.

PROJECT JUSTIFICATION:

Assist in directing citizens to points of interest such as cultural activities.

PROJECT PRIORITY: A

START DATE: Ongoing **EST TIME TO COMPLETE:** Ongoing

OPERATING BUDGET EFFECT:

X NONE N/A SEE DETAIL

SHEET A 2025-2026/2029-2030 CAPITAL IMPROVEMENTS PROGRAM

PROJECT TITLE: North 16th Street Bridge Replacement	**PROJECT CATEGORY:** Streets
PROJECT NUMBER: 261801	**COUNCIL DISTRICT #** 1
DIVISION: Public Works	**DEPARTMENT:** Engineering

PROJECT BUDGET

REVENUE BREAKDOWN

REVENUE SOURCES			STATE FUNDS	PROPERTY TAX - 2008	SALES TAX	TOTAL
PRIOR BDGTS			1,660,000	0	633,825	2,293,825
PRIOR EXP			1,660,000	0	920,583	2,580,583
BUDGET C/0			0	0	(286,758)	(286,758)
2025-2026					286,758	286,758
2026-2027						
2027-2028						
2028-2029						
2029-2030						
BEYOND 2030						
TOTAL COST			1,660,000	0	920,583	2,580,583

EXPENDITURE BREAKDOWN

EXPENDITURE BREAKDOWN	ENGINEERING	TESTING	LAND ACQUISITION	CONSTRUCTION	OTHER	TOTAL
PRIOR BDGTS		350,000		1,943,825		2,293,825
2025-2026				286,758		286,758
2026-2027						
2027-2028						
2028-2029						
2029-2030						
BEYOND 2030						
TOTAL COST		350,000		2,230,583		2,580,583

PROJECT SPECIFICATIONS

PROJECT DESCRIPTION:

Replace existing timber pile/concrete deck bridge with concrete pile/cast-in-place concrete deck bridge.

PROJECT JUSTIFICATION:

Existing bridge is currently closed by Louisiana DOTD due to severely decayed timber piles. Closure has negative effects on public transit in the area.

PROJECT PRIORITY: A

START DATE: 2022 **EST TIME TO COMPLETE:** 2 Years

OPERATING BUDGET EFFECT:

X NONE N/A SEE DETAIL

SHEET A 2025-2026/2029-2030 CAPITAL IMPROVEMENTS PROGRAM

PROJECT TITLE: England Drive Sidewalk Improvements	**PROJECT CATEGORY:** Streets
PROJECT NUMBER: 262001	**COUNCIL DISTRICT #** 1
DIVISION: Public Works	**DEPARTMENT:** Engineering

PROJECT BUDGET

REVENUE BREAKDOWN

REVENUE SOURCES					STATE FUNDS	TOTAL
PRIOR BDGTS PRIOR EXP					262,500	262,500
BUDGET C/0					262,500	262,500
2025-2026 2026-2027 2027-2028 2028-2029 2029-2030						
BEYOND 2030						
TOTAL COST					262,500	262,500

EXPENDITURE BREAKDOWN

EXPENDITURE BREAKDOWN	ENGINEERING	TESTING	LAND ACQUISITION	CONSTRUCTION	OTHER	TOTAL
PRIOR BDGTS				262,500		262,500
2025-2026 2026-2027 2027-2028 2028-2029 2029-2030						
BEYOND 2030						
TOTAL COST				262,500		262,500

PROJECT SPECIFICATIONS

PROJECT DESCRIPTION:

Construction of sidewalks and related drainage.

PROJECT JUSTIFICATION:

Existing roadway does not have pedestrian facilities. Residents in this area rely heavily on walking as a means of transportation.

PROJECT PRIORITY: A

START DATE: 2023 **EST TIME TO COMPLETE:** 1 Year

OPERATING BUDGET EFFECT:

X NONE N/A SEE DETAIL

SHEET A 2025-2026/2029-2030 CAPITAL IMPROVEMENTS PROGRAM

PROJECT TITLE: Street Surface Assessment	**PROJECT CATEGORY:** Streets
PROJECT NUMBER: 262004	**COUNCIL DISTRICT #** All
DIVISION: Public Works	**DEPARTMENT:** Engineering

PROJECT BUDGET

REVENUE BREAKDOWN

REVENUE SOURCES					SALES TAX	TOTAL
PRIOR BDGTS					50,000	50,000
PRIOR EXP					24,398	24,398
BUDGET C/0					25,602	25,602
2025-2026					(25,602)	(25,602)
2026-2027						
2027-2028						
2028-2029						
2029-2030						
BEYOND 2030						
TOTAL COST					24,398	24,398

EXPENDITURE BREAKDOWN

EXPENDITURE BREAKDOWN	ENGINEERING	TESTING	LAND ACQUISITION	CONSTRUCTION	OTHER	TOTAL
PRIOR BDGTS					50,000	50,000
2025-2026					(25,602)	(25,602)
2026-2027						
2027-2028						
2028-2029						
2029-2030						
BEYOND 2030						
TOTAL COST					24,398	24,398

PROJECT SPECIFICATIONS

PROJECT DESCRIPTION:

Assessment program to provide a rideablity factor to all City streets.

PROJECT JUSTIFICATION:

Provide an empirical rating system to set priorities on street projects.

PROJECT PRIORITY: A

START DATE: Ongoing **EST TIME TO COMPLETE:** Ongoing

OPERATING BUDGET EFFECT:

X NONE ____ N/A ____ SEE DETAIL

SHEET A 2025-2026/2029-2030 CAPITAL IMPROVEMENTS PROGRAM

PROJECT TITLE: Elliott Street Reconstruction	**PROJECT CATEGORY:** Streets
PROJECT NUMBER: 262201	**COUNCIL DISTRICT #** 1,3,4
DIVISION: Public Works	**DEPARTMENT:** Engineering

PROJECT BUDGET

REVENUE BREAKDOWN

REVENUE SOURCES				STATE FUNDS	SALES TAX	TOTAL
PRIOR BDGTS				2,223,000	1,015,000	3,238,000
PRIOR EXP				1,975,759	903,863	2,879,622
BUDGET C/0				247,241	111,137	358,378
2025-2026 2026-2027 2027-2028 2028-2029 2029-2030						
BEYOND 2030						
TOTAL COST			0	2,223,000	1,015,000	3,238,000

EXPENDITURE BREAKDOWN

EXPENDITURE BREAKDOWN	ENGINEERING	TESTING	LAND ACQUISITION	CONSTRUCTION	OTHER	TOTAL
PRIOR BDGTS				3,238,000		3,238,000
2025-2026 2026-2027 2027-2028 2028-2029 2029-2030						```
BEYOND 2030						
TOTAL COST		0		3,238,000		3,238,000

PROJECT SPECIFICATIONS

PROJECT DESCRIPTION:

Rehabilitation of Elliott Street from MacArthur to the I-49 Underpass. Will include patching existing Portland Cement Concrete Pavement and the patching , milling, and overlay of the Hot Mix Asphaltic Concrete roadways.

PROJECT JUSTIFICATION:

Eilliott Street is a heavily trafficked roadway connecting MacArthur Drive to the Central Business District. Existing roadway is showing signs of distress. Delaying rehab would result in further damage and increased costs. This street is ellible for matching federal funds under the Surface Transportation Plan.

PROJECT PRIORITY: A

START DATE: 2024 **EST TIME TO COMPLETE:** 2 Years

OPERATING BUDGET EFFECT:

X NONE N/A SEE DETAIL

SHEET A 2025-2026/2029-2030 CAPITAL IMPROVEMENTS PROGRAM

PROJECT TITLE: MPO COA Asphalt Rehabiliation, Phase 2	**PROJECT CATEGORY:** Streets
PROJECT NUMBER: 262301	**COUNCIL DISTRICT #** All
DIVISION: Public Works	**DEPARTMENT:** Engineering

PROJECT BUDGET

REVENUE BREAKDOWN

REVENUE SOURCES				FEDERAL FUNDS	SALES TAX	TOTAL
PRIOR BDGTS				3,400,000	1,500,000	4,900,000
PRIOR EXP					9,775	9,775
BUDGET C/0				3,400,000	1,490,225	4,890,225
2025-2026						
2026-2027						
2027-2028						
2028-2029						
2029-2030						
BEYOND 2030						
TOTAL COST			0	3,400,000	1,500,000	4,900,000

EXPENDITURE BREAKDOWN

EXPENDITURE BREAKDOWN	ENGINEERING	TESTING	LAND ACQUISITION	CONSTRUCTION	OTHER	TOTAL
PRIOR BDGTS	1,500,000				3,400,000	4,900,000
2025-2026						
2026-2027						
2027-2028						
2028-2029						
2029-2030						
BEYOND 2030						
TOTAL COST	1,500,000	0		0	3,400,000	4,900,000

PROJECT SPECIFICATIONS

PROJECT DESCRIPTION:

This project is MPO funded. It will consist of the rehabiliation of the following city streets - Broadway Avenue, Dallas Street, East Texas, Lee Street, Washington Street, and Port Road.

PROJECT JUSTIFICATION:

The asphaltic concrete surfacing on these streets have reached the end of their service lifes. Continues delay in rehabilitation will result in additional costs to repair in the future.

PROJECT PRIORITY: A

START DATE: 2024 **EST TIME TO COMPLETE:** 2 Years

OPERATING BUDGET EFFECT:

X NONE N/A SEE DETAIL

SHEET A 2025-2026/2029-2030 CAPITAL IMPROVEMENTS PROGRAM

PROJECT TITLE:		PROJECT CATEGORY:
Foisy Street Reconstruction		Streets
PROJECT NUMBER:	262302	**COUNCIL DISTRICT #** 3
DIVISION:		**DEPARTMENT:**
Public Works		Engineering

PROJECT BUDGET

REVENUE BREAKDOWN

REVENUE SOURCES				FEDERAL FUNDS	SALES TAX	TOTAL
PRIOR BDGTS				3,300,000	1,500,000	4,800,000
PRIOR EXP					61,777	61,777
BUDGET C/0				3,300,000	1,438,223	4,738,223
2025-2026						
2026-2027						
2027-2028						
2028-2029						
2029-2030						
BEYOND 2030						
TOTAL COST			0	3,300,000	1,500,000	4,800,000

EXPENDITURE BREAKDOWN

EXPENDITURE BREAKDOWN	ENGINEERING	TESTING	LAND ACQUISITION	CONSTRUCTION	OTHER	TOTAL
PRIOR BDGTS	1,325,000			3,475,000		4,800,000
2025-2026						
2026-2027						
2027-2028						
2028-2029						
2029-2030						
BEYOND 2030						
TOTAL COST	1,325,000	0		3,475,000		4,800,000

PROJECT SPECIFICATIONS

PROJECT DESCRIPTION:

This project is MPO funded. It will consist of the complete reconstruction of Foisy Street from Monroe Street to DeSoto Street - new PCC Pavement and ADA compliant sidewalks.

PROJECT JUSTIFICATION:

The existing brick surfaced street is deteriorating due to its age (102 years old) and the increase in the traffic loading (heavier and more daily traffic). Additionally, current sidewalks are not ADA compliant due to the high curbs.

PROJECT PRIORITY: A

START DATE: 2026 **EST TIME TO COMPLETE:** 2 Years

OPERATING BUDGET EFFECT:

X NONE ____ N/A ____ SEE DETAIL

SHEET A 2025-2026/2029-2030 CAPITAL IMPROVEMENTS PROGRAM

PROJECT TITLE: Alexandria Bike/Pedestrian Plan	**PROJECT CATEGORY:** Streets
PROJECT NUMBER: 262303	**COUNCIL DISTRICT #** N/A
DIVISION: Public Works	**DEPARTMENT:** Engineering

PROJECT BUDGET

REVENUE BREAKDOWN

REVENUE SOURCES				OTHER	STATE MPO	TOTAL
PRIOR BDGTS				110,000	438,000	548,000
PRIOR EXP				110,000	434,678	544,678
BUDGET C/0				0	3,322	3,322
2025-2026						
2026-2027						
2027-2028						
2028-2029						
2029-2030						
BEYOND 2030						
TOTAL COST			0	110,000	438,000	548,000

EXPENDITURE BREAKDOWN

EXPENDITURE BREAKDOWN	ENGINEERING	TESTING	LAND ACQUISITION	CONSTRUCTION	OTHER	TOTAL
PRIOR BDGTS				548,000		548,000
2025-2026						
2026-2027						
2027-2028						
2028-2029						
2029-2030						
BEYOND 2030						
TOTAL COST	0	0		548,000		548,000

PROJECT SPECIFICATIONS

PROJECT DESCRIPTION:
Installation of dedicated bicycle lanes and shared use lanes along major traffic corridors.

PROJECT JUSTIFICATION:
Implementation of the Alexandria/Pineville Regional Bicycle and Pedestrian Plan developed by RAPC to enhance the modes and means of travel for non-vehicular traffic roadway users.

PROJECT PRIORITY: A

START DATE: 2023 **EST TIME TO COMPLETE:** 1 Year

OPERATING BUDGET EFFECT:

X NONE ____ N/A ____ SEE DETAIL

SHEET A 2025-2026/2029-2030 CAPITAL IMPROVEMENTS PROGRAM

PROJECT TITLE: Bryn Mawr Bridge Replacement	**PROJECT CATEGORY:** Streets
PROJECT NUMBER: 262304	**COUNCIL DISTRICT #** 3
DIVISION: Public Works	**DEPARTMENT:** Engineering

PROJECT BUDGET

REVENUE BREAKDOWN

REVENUE SOURCES					SALES TAX	TOTAL
PRIOR BDGTS					550,000	550,000
PRIOR EXP					538,939	538,939
BUDGET C/0					11,061	11,061
2025-2026					(11,061)	(11,061)
2026-2027						
2027-2028						
2028-2029						
2029-2030						
BEYOND 2030						
TOTAL COST			0	0	538,939	538,939

EXPENDITURE BREAKDOWN

EXPENDITURE BREAKDOWN	ENGINEERING	TESTING	LAND ACQUISITION	CONSTRUCTION	OTHER	TOTAL
PRIOR BDGTS				550,000		550,000
2025-2026				(11,061)		(11,061)
2026-2027						
2027-2028						
2028-2029						
2029-2030						
BEYOND 2030						
TOTAL COST	0	0		538,939		538,939

PROJECT SPECIFICATIONS

PROJECT DESCRIPTION:

Removal and replacement of existing concrete deck, steel I-beam bridge crossing of Bryn Mawr Street over Hynson Bayou.

PROJECT JUSTIFICATION:

Existing bridge was built in 1951 and has reached end of its life-cycle. Recent inspections have found deficiencies in the structural elements of the bridge substructure. There is very little salvageable structure remaining to justify repair of the existing structure.

PROJECT PRIORITY: A

START DATE: 2024 **EST TIME TO COMPLETE:** 2 Years

OPERATING BUDGET EFFECT:

X NONE N/A SEE DETAIL

SHEET A 2025-2026/2029-2030 CAPITAL IMPROVEMENTS PROGRAM

PROJECT TITLE:		PROJECT CATEGORY:	
Jackson Street Rehab		Streets	
PROJECT NUMBER:	262501	**COUNCIL DISTRICT #**	3
DIVISION:		**DEPARTMENT:**	
Public Works		Engineering	

PROJECT BUDGET

REVENUE BREAKDOWN

REVENUE SOURCES					PROPERTY TAX - 2018	TOTAL
PRIOR BDGTS					400,000	400,000
PRIOR EXP						
BUDGET C/0					400,000	400,000
2025-2026					(400,000)	(400,000)
2026-2027						
2027-2028						
2028-2029						
2029-2030						
BEYOND 2030						
TOTAL COST			0	0	0	0

EXPENDITURE BREAKDOWN

EXPENDITURE BREAKDOWN	ENGINEERING	TESTING	LAND ACQUISITION	CONSTRUCTION	OTHER	TOTAL
PRIOR BDGTS					400,000	400,000
2025-2026					(400,000)	(400,000)
2026-2027						
2027-2028						
2028-2029						
2029-2030						
BEYOND 2030						
TOTAL COST	0	0		0	0	0

PROJECT SPECIFICATIONS

PROJECT DESCRIPTION:

Rehabilitation of Jackson Street (LA 1208-3) from MacArthur to Red River under the MPO Transporation Improvement Program.

PROJECT JUSTIFICATION:

This is a joint project between the city and LaDOTD for the rehabiliation of the roadway. DOTD to provide engineering services and city to provide matching funds.

PROJECT PRIORITY: A

START DATE: 2026 **EST TIME TO COMPLETE:** 2 Years

OPERATING BUDGET EFFECT:

X NONE N/A SEE DETAIL

SHEET A 2025-2026/2029-2030 CAPITAL IMPROVEMENTS PROGRAM

PROJECT TITLE:		PROJECT CATEGORY:	
Baldwin Avenue Extension		Streets	
PROJECT NUMBER:	262601	**COUNCIL DISTRICT #**	3
DIVISION:		**DEPARTMENT:**	
Public Works		Engineering	

PROJECT BUDGET

REVENUE BREAKDOWN

REVENUE SOURCES					PROPERTY TAX - 2018	TOTAL
PRIOR BDGTS PRIOR EXP						
BUDGET C/0						
2025-2026					650,000	650,000
2026-2027						
2027-2028						
2028-2029						
2029-2030						
BEYOND 2030						
TOTAL COST			0	0	650,000	650,000

EXPENDITURE BREAKDOWN

EXPENDITURE BREAKDOWN	ENGINEERING	TESTING	LAND ACQUISITION	CONSTRUCTION	OTHER	TOTAL
PRIOR BDGTS						0
2025-2026				650,000		650,000
2026-2027						
2027-2028						
2028-2029						
2029-2030						
BEYOND 2030						
TOTAL COST	0	0		650,000	0	650,000

PROJECT SPECIFICATIONS

PROJECT DESCRIPTION:

Extend existing dead end street to Sterkx Road with a 24' PCC pavement roadway with drainage.

PROJECT JUSTIFICATION:

Provide interconnectivity for 160 residence subdivision. Current outlet is on state highway (US 167 Bus) with moderate traffic volume. Second subdivision entrance/exit will facilitate better and safer traffic flow.

PROJECT PRIORITY: A

START DATE: 2030 **EST TIME TO COMPLETE:** 2 Years

OPERATING BUDGET EFFECT:

X NONE N/A SEE DETAIL

SHEET A 2025-2026/2029-2030 CAPITAL IMPROVEMENTS PROGRAM

PROJECT TITLE: Worley Drive Reconstruction	**PROJECT CATEGORY:** Streets
PROJECT NUMBER: 262602	**COUNCIL DISTRICT #** 3
DIVISION: Public Works	**DEPARTMENT:** Engineering

PROJECT BUDGET

REVENUE BREAKDOWN

REVENUE SOURCES					PROPERTY TAX - 2018	TOTAL
PRIOR BDGTS						
PRIOR EXP						
BUDGET C/0						
2025-2026					750,000	750,000
2026-2027						
2027-2028						
2028-2029						
2029-2030						
BEYOND 2030						
TOTAL COST			0	0	750,000	750,000

EXPENDITURE BREAKDOWN

EXPENDITURE BREAKDOWN	ENGINEERING	TESTING	LAND ACQUISITION	CONSTRUCTION	OTHER	TOTAL
PRIOR BDGTS						0
2025-2026				750,000		750,000
2026-2027						
2027-2028						
2028-2029						
2029-2030						
BEYOND 2030						
TOTAL COST	0	0		750,000	0	750,000

PROJECT SPECIFICATIONS

PROJECT DESCRIPTION:
Reconstructing existing PCC pavement with new PCC pavement street and improved drainage.

PROJECT JUSTIFICATION:
Existing roadway is in severely deteriorated condition due to initial construction practices.

PROJECT PRIORITY: A

START DATE: 2030 **EST TIME TO COMPLETE:** 2 Years

OPERATING BUDGET EFFECT:

X NONE N/A SEE DETAIL

SHEET A 2025-2026/2029-2030 CAPITAL IMPROVEMENTS PROGRAM

PROJECT TITLE: Olcutt Street Reconstruction	**PROJECT CATEGORY:** Streets
PROJECT NUMBER: N/A	**COUNCIL DISTRICT #** 3
DIVISION: Public Works	**DEPARTMENT:** Engineering

PROJECT BUDGET

REVENUE BREAKDOWN

REVENUE SOURCES					SALES TAX	TOTAL
PRIOR BDGTS PRIOR EXP						
BUDGET C/0						
2025-2026 2026-2027 2027-2028 2028-2029 2029-2030						
BEYOND 2030					550,000	550,000
TOTAL COST			0	0	550,000	550,000

EXPENDITURE BREAKDOWN

EXPENDITURE BREAKDOWN	ENGINEERING	TESTING	LAND ACQUISITION	CONSTRUCTION	OTHER	TOTAL
PRIOR BDGTS						0
2025-2026 2026-2027 2027-2028 2028-2029 2029-2030						
BEYOND 2030				550,000		550,000
TOTAL COST	0	0		550,000	0	550,000

PROJECT SPECIFICATIONS

PROJECT DESCRIPTION:
Reconstruction of remaining half-block surface street with PCC Pavement and subsurface drainage.

PROJECT JUSTIFICATION:
Existing HMAC surfaced street is showing signs of distress. Drainage structures are inadequate for current standards.

PROJECT PRIORITY: A

START DATE: N/A **EST TIME TO COMPLETE:** 1 Year

OPERATING BUDGET EFFECT:

X NONE N/A SEE DETAIL

SHEET A 2025-2026/2029-2030 CAPITAL IMPROVEMENTS PROGRAM

PROJECT TITLE:		PROJECT CATEGORY:	
Heyman Lane Bridge		Streets	
PROJECT NUMBER:	N/A	**COUNCIL DISTRICT #**	3
DIVISION:		**DEPARTMENT:**	
Public Works		Engineering	

PROJECT BUDGET

REVENUE BREAKDOWN

REVENUE SOURCES				FEDERAL FUNDS	SALES TAX	TOTAL
PRIOR BDGTS PRIOR EXP						
BUDGET C/0						
2025-2026 2026-2027 2027-2028 2028-2029 2029-2030						
BEYOND 2030					1,320,000	1,320,000
TOTAL COST			0	0	1,320,000	1,320,000

EXPENDITURE BREAKDOWN

EXPENDITURE BREAKDOWN	ENGINEERING	TESTING	LAND ACQUISITION	CONSTRUCTION	OTHER	TOTAL
PRIOR BDGTS						0
2025-2026 2026-2027 2027-2028 2028-2029 2029-2030						
BEYOND 2030				1,320,000		1,320,000
TOTAL COST	0	0		1,320,000	0	1,320,000

PROJECT SPECIFICATIONS

PROJECT DESCRIPTION:

This project is MPO funded. It will consist of the design and construction of a new bridge crossing (Bayor Rapides) from the Heyman Lane/Bayou Rapides Road (LA 488) to Browns Bend Road.

PROJECT JUSTIFICATION:

The area of Browns Bend Road is served by two points of ingress and egress (MacArthur Drive @ Tractor Supply) and North Bolton (LA HWY 1) via Enterprise Road. Due to current traffic conditions, the MacArthur Drive ingress/egress is heavily congested and a noted point of deficient safety. This project will add another point of ingress/egress to an underserved area and open it up for development and a source of revenue for the city.

PROJECT PRIORITY: A

START DATE: N/A **EST TIME TO COMPLETE:** 1 Year

OPERATING BUDGET EFFECT:

X NONE ..... N/A ..... SEE DETAIL

SHEET A 2025-2026/2029-2030 CAPITAL IMPROVEMENTS PROGRAM

PROJECT TITLE: Versailles Boulevard Roundabouts	**PROJECT CATEGORY:** Streets
PROJECT NUMBER: N/A	**COUNCIL DISTRICT #** 3
DIVISION: Public Works	**DEPARTMENT:** Engineering

PROJECT BUDGET

REVENUE BREAKDOWN

REVENUE SOURCES				FEDERAL FUNDS	SALES TAX	TOTAL
PRIOR BDGTS PRIOR EXP						
BUDGET C/0						
2025-2026 2026-2027 2027-2028 2028-2029 2029-2030						
BEYOND 2030					960,000	960,000
TOTAL COST					960,000	960,000

EXPENDITURE BREAKDOWN

EXPENDITURE BREAKDOWN	ENGINEERING	TESTING	LAND ACQUISITION			
PRIOR BDGTS						
2025-2026 2026-2027 2027-2028 2028-2029 2029-2030						
BEYOND 2030					960,000	960,000
TOTAL COST				0	960,000	960,000

PROJECT SPECIFICATIONS

PROJECT DESCRIPTION:

This project is MPO funded. It will consist of the design and construction of multiple roundabouts at key intersection on Versailles Boulevard (Bluebird, Ansley and Provine).

PROJECT JUSTIFICATION:

Due to the existing and planned growth of the western parts of the city, the average daily traffic on Versailles and its feeder roadways has greatly increased. During peak traffic hours, the intersections of key collector streets are heavily congested resulting in considerable travel delays. Additionally, due to the two-way stops at these intersections and the three-lane configurations for these roadways, the potential for serious accidents is high. Construction of these roundabouts will greatly reduce the travel delays and potential for serious traffic accidents.

PROJECT PRIORITY: A

START DATE: N/A **EST TIME TO COMPLETE:** 1 Year

OPERATING BUDGET EFFECT:

X NONE N/A SEE DETAIL

SHEET A 2025-2026/2029-2030 CAPITAL IMPROVEMENTS PROGRAM

PROJECT TITLE:	PROJECT CATEGORY:
Tulane Bridge Replacement	Streets
PROJECT NUMBER: N/A	**COUNCIL DISTRICT #** 3
DIVISION: Public Works	**DEPARTMENT:** Engineering

PROJECT BUDGET

REVENUE BREAKDOWN

REVENUE SOURCES				FEDERAL FUNDS	SALES TAX	TOTAL
PRIOR BDGTS PRIOR EXP						
BUDGET C/0						
2025-2026 2026-2027 2027-2028 2028-2029 2029-2030						
BEYOND 2030					1,850,000	1,850,000
TOTAL COST			0	0	1,850,000	1,850,000

EXPENDITURE BREAKDOWN

EXPENDITURE BREAKDOWN	ENGINEERING	TESTING	LAND ACQUISITION	CONSTRUCTION	OTHER	TOTAL
PRIOR BDGTS						0
2025-2026 2026-2027 2027-2028 2028-2029 2029-2030						
BEYOND 2030				1,850,000		1,850,000
TOTAL COST	0	0		1,850,000	0	1,850,000

PROJECT SPECIFICATIONS

PROJECT DESCRIPTION:

This project will consist of the removal and replacement of the Tulane Avenue Bridge over Hynson Bayou.

PROJECT JUSTIFICATION:

This bridge strucutre has reached the end of its service life. Two projects have been completed to make temporary repairs in order to extend the life of the bridge. Additional delay in replacement will result in another closure.

PROJECT PRIORITY: A

START DATE: N/A **EST TIME TO COMPLETE:** 1 Year

OPERATING BUDGET EFFECT:

X NONE N/A SEE DETAIL

SHEET A 2025-2026/2029-2030 CAPITAL IMPROVEMENTS PROGRAM

PROJECT TITLE: 6th Street Reconstruction	**PROJECT CATEGORY:** Streets
PROJECT NUMBER: N/A	**COUNCIL DISTRICT #** 3
DIVISION: Public Works	**DEPARTMENT:** Engineering

PROJECT BUDGET

REVENUE BREAKDOWN

REVENUE SOURCES				FEDERAL FUNDS	SALES TAX	TOTAL
PRIOR BDGTS PRIOR EXP						
BUDGET C/0						
2025-2026 2026-2027 2027-2028 2028-2029 2029-2030						
BEYOND 2030					960,000	960,000
TOTAL COST			0	0	960,000	960,000

EXPENDITURE BREAKDOWN

EXPENDITURE BREAKDOWN	ENGINEERING	TESTING	LAND ACQUISITION	CONSTRUCTION	OTHER	TOTAL
PRIOR BDGTS						0
2025-2026 2026-2027 2027-2028 2028-2029 2029-2030						
BEYOND 2030				960,000		960,000
TOTAL COST	0	0		960,000	0	960,000

PROJECT SPECIFICATIONS

PROJECT DESCRIPTION:

This project is MPO funded. It will consist of the rehabiliation of the asphaltic surfaced portion of Sixth Street and the reconstruction of the sidewalks to ADA compliant standards.

PROJECT JUSTIFICATION:

The PCC Pavement portion of Sixth Street was reconstructed several years ago. The asphaltic concrete portion has reached the end of its service life. Additionally, the sidewalks are not ADA compliant and need to be upgraded.

PROJECT PRIORITY: A

START DATE: N/A **EST TIME TO COMPLETE:** 2 Years

OPERATING BUDGET EFFECT:

X NONE ____ N/A ____ SEE DETAIL

TABLE OF CONTENTS

PUBLIC SAFETY - POLICE

			PAGE
501401	Pistol Range Improvements	.....	94
502101	Public Safety Training Impr	.....	95
502301	SWAT Building Improvements	.....	96
502501	Radio Console Public Safety	.....	97
502502	Armoured Vehicle	.....	98
502601	CAD/RMS Public Safety	.....	99

COMBINED CAPITAL PROJECTS
SOURCES OF FUNDING SUMMARY

PUBLIC SAFETY - POLICE

PROJECT IDENTIFICATION	SALES TAXES	AD VAL TAX- 14	AD VAL TAX- 18	FEDERAL FUNDS	STATE FUNDS	UTILITY FUND	OTHER	TOTALS
Pistol Range Improvements	(595,228)							(595,228)
CAD/RMS Public Safety	595,228							595,228
Total Police	0	0	0	0	0	0	0	0

2025-2026
GENERAL CAPITAL PROJECTS
FIVE YEAR CAPITAL PLAN

POLICE

PROJ #	PROJECT IDENTIFICATION	BUDGET C/O	FISCAL YEAR 25-26	26-27	27-28	28-29	29-30	TOTAL 5 YEAR	BEYOND 2030	TOTAL COST
501401	Pistol Range Improvements	595,228	(595,228)					(595,228)		(595,228)
502101	Public Safety Training Impr	150,000						0		0
502301	SWAT Building Improvements	896,695						0		0
502501	Radio Console Public Safety	0						0		0
502502	Armoured Vehicle	376,875						0		0
502601	CAD/RMS Public Safety		595,228					595,228		595,228
	Total Police	2,018,798	0	0	0	0	0	0	0	0

* Project Number to be Assigned

@ New or Revised Projects

Projects to be closed

SHEET A 2025-2026/2029-2030 CAPITAL IMPROVEMENTS PROGRAM

PROJECT TITLE:	PROJECT CATEGORY:
Pistol Range Improvements	Public Safety
PROJECT NUMBER: 501401	**COUNCIL DISTRICT #** N/A
DIVISION: Police	**DEPARTMENT:** Police

PROJECT BUDGET

REVENUE BREAKDOWN

REVENUE SOURCES					SALES TAX	TOTAL
PRIOR BDGTS					640,000	640,000
PRIOR EXP					44,772	44,772
BUDGET C/0					595,228	595,228
2025-2026					(595,228)	(595,228)
2026-2027						
2027-2028						
2028-2029						
2029-2030						
BEYOND 2030						
TOTAL COST					44,772	44,772

EXPENDITURE BREAKDOWN

EXPENDITURE BREAKDOWN	ENGINEERING	TESTING	LAND ACQUISITION	CONSTRUCTION	OTHER	TOTAL
PRIOR BDGTS					640,000	640,000
2025-2026					(595,228)	(595,228)
2026-2027						
2027-2028						
2028-2029						
2029-2030						
BEYOND 2030						
TOTAL COST					44,772	44,772

PROJECT SPECIFICATIONS

PROJECT DESCRIPTION:

Replacement and improvement of overhead baffle system. This baffle is engineered to prevent any live rounds from exiting the range compound. It consists of a series of laminated steel overhead baffles - supported by upright poles. This system is used by the Dallas Police Department to prevent the accidental escape of live fired rounds.

PROJECT JUSTIFICATION:

There are people and property in the line of fire down range. This safety system is needed to prevent loss of life, injury, and property damage.

PROJECT PRIORITY:

START DATE: 2025 **EST TIME TO COMPLETE:** 2 Years

OPERATING BUDGET EFFECT:

NONE N/A SEE DETAIL

SHEET A 2025-2026/2029-2030 CAPITAL IMPROVEMENTS PROGRAM

PROJECT TITLE: Public Safety Training Improvements	**PROJECT CATEGORY:** Public Safety
PROJECT NUMBER: 502101	**COUNCIL DISTRICT #** N/A
DIVISION: Police	**DEPARTMENT:** Police

PROJECT BUDGET

REVENUE BREAKDOWN

REVENUE SOURCES					Other	TOTAL
PRIOR BDGTS					150,000	150,000
PRIOR EXP						0
BUDGET C/0					150,000	150,000
2025-2026 2026-2027 2027-2028 2028-2029 2029-2030						
BEYOND 2030						
TOTAL COST					150,000	150,000

EXPENDITURE BREAKDOWN

EXPENDITURE BREAKDOWN	ENGINEERING	TESTING	LAND ACQUISITION	CONSTRUCTION	OTHER	TOTAL
PRIOR BDGTS					150,000	150,000
2025-2026 2026-2027 2027-2028 2028-2029 2029-2030						
BEYOND 2030						
TOTAL COST					150,000	150,000

PROJECT SPECIFICATIONS

PROJECT DESCRIPTION:

PROJECT JUSTIFICATION:

PROJECT PRIORITY:

START DATE: 2024 **EST TIME TO COMPLETE:** 2 Years

OPERATING BUDGET EFFECT:

NONE N/A SEE DETAIL

SHEET A 2025-2026/2029-2030 CAPITAL IMPROVEMENTS PROGRAM

PROJECT TITLE:	PROJECT CATEGORY:
SWAT Building Improvements	Public Safety
PROJECT NUMBER: 502301	**COUNCIL DISTRICT #** N/A
DIVISION: Police	**DEPARTMENT:** Police

PROJECT BUDGET

REVENUE BREAKDOWN

REVENUE SOURCES					SALES TAX	TOTAL
PRIOR BDGTS					1,000,000	1,000,000
PRIOR EXP					103,305	103,305
BUDGET C/0					896,695	896,695
2025-2026 2026-2027 2027-2028 2028-2029 2029-2030						
BEYOND 2030						
TOTAL COST					1,000,000	1,000,000

EXPENDITURE BREAKDOWN

EXPENDITURE BREAKDOWN	ENGINEERING	TESTING	LAND ACQUISITION	CONSTRUCTION	OTHER	TOTAL
PRIOR BDGTS					1,000,000	1,000,000
2025-2026 2026-2027 2027-2028 2028-2029 2029-2030						
BEYOND 2030						
TOTAL COST					1,000,000	1,000,000

PROJECT SPECIFICATIONS

PROJECT DESCRIPTION:

Waterproofing and replacement of roof, doors and windows.

PROJECT JUSTIFICATION:

Prevent deterioration of structure.

PROJECT PRIORITY:

START DATE: 2025 **EST TIME TO COMPLETE:** 1 Year

OPERATING BUDGET EFFECT:

NONE N/A SEE DETAIL

SHEET A 2025-2026/2029-2030 CAPITAL IMPROVEMENTS PROGRAM

PROJECT TITLE: Radio Console Public Safety	**PROJECT CATEGORY:** Public Safety
PROJECT NUMBER: 502501	**COUNCIL DISTRICT #** N/A
DIVISION: Police	**DEPARTMENT:** Police

PROJECT BUDGET

REVENUE BREAKDOWN

REVENUE SOURCES					PROPERTY TAX 2018	TOTAL
PRIOR BDGTS					550,000	550,000
PRIOR EXP					550,000	550,000
BUDGET C/0					0	0
2025-2026						
2026-2027						
2027-2028						
2028-2029						
2029-2030						
BEYOND 2030						
TOTAL COST					550,000	550,000

EXPENDITURE BREAKDOWN

EXPENDITURE BREAKDOWN	ENGINEERING	TESTING	LAND ACQUISITION	CONSTRUCTION	OTHER	TOTAL
PRIOR BDGTS					550,000	550,000
2025-2026						
2026-2027						
2027-2028						
2028-2029						
2029-2030						
BEYOND 2030						
TOTAL COST					550,000	550,000

PROJECT SPECIFICATIONS

PROJECT DESCRIPTION:

Replacement of Radio Console for Police and Fire Departments.

PROJECT JUSTIFICATION:

Existing equipment at end of life and no longer supported.

PROJECT PRIORITY:

START DATE: 2026 **EST TIME TO COMPLETE:** 1 Year

OPERATING BUDGET EFFECT:

NONE N/A SEE DETAIL

SHEET A 2025-2026/2029-2030 CAPITAL IMPROVEMENTS PROGRAM

PROJECT TITLE: Armoured Vehicle	**PROJECT CATEGORY:** Public Safety
PROJECT NUMBER: 502502	**COUNCIL DISTRICT #** N/A
DIVISION: Police	**DEPARTMENT:** Police

PROJECT BUDGET

REVENUE BREAKDOWN

REVENUE SOURCES					PROPERTY TAX 2018	TOTAL
PRIOR BDGTS					400,000	400,000
PRIOR EXP					23,125	23,125
BUDGET C/0					376,875	376,875
2025-2026 2026-2027 2027-2028 2028-2029 2029-2030						
BEYOND 2030						
TOTAL COST					400,000	400,000

EXPENDITURE BREAKDOWN

EXPENDITURE BREAKDOWN	ENGINEERING	TESTING	LAND ACQUISITION	CONSTRUCTION	OTHER	TOTAL
PRIOR BDGTS					400,000	400,000
2025-2026 2026-2027 2027-2028 2028-2029 2029-2030						
BEYOND 2030						
TOTAL COST					400,000	400,000

PROJECT SPECIFICATIONS

PROJECT DESCRIPTION:

Replacement of 2008 Bearcat armoured vehicle used in high risk SWAT search warrants

PROJECT JUSTIFICATION:

Current Bearcat is a 2008 model and is expericence some mechanical issues. APD will retain current Bearcat as a backup and for dual responses.

PROJECT PRIORITY:

START DATE: 2025 **EST TIME TO COMPLETE:** 1 Year

OPERATING BUDGET EFFECT:

NONE N/A SEE DETAIL

SHEET A 2025-2026/2029-2030 CAPITAL IMPROVEMENTS PROGRAM

PROJECT TITLE: CAD/RMS Public Safety	**PROJECT CATEGORY:** Public Safety
PROJECT NUMBER: 502601	**COUNCIL DISTRICT #** N/A
DIVISION: Police	**DEPARTMENT:** Police

PROJECT BUDGET

REVENUE BREAKDOWN

REVENUE SOURCES					SALES TAX	TOTAL
PRIOR BDGTS						0
PRIOR EXP						0
BUDGET C/0					0	0
2025-2026					595,228	595,228
2026-2027						
2027-2028						
2028-2029						
2029-2030						
BEYOND 2030						
TOTAL COST					595,228	595,228

EXPENDITURE BREAKDOWN

EXPENDITURE BREAKDOWN	ENGINEERING	TESTING	LAND ACQUISITION	CONSTRUCTION	OTHER	TOTAL
PRIOR BDGTS						0
2025-2026					595,228	595,228
2026-2027						
2027-2028						
2028-2029						
2029-2030						
BEYOND 2030						
TOTAL COST					595,228	595,228

PROJECT SPECIFICATIONS

PROJECT DESCRIPTION:

Purchase of Motorola CAD/RMS Public Safety recordkeeping and dispatch software.

PROJECT JUSTIFICATION:

Existing system is over 30 years old and outdated.

PROJECT PRIORITY:

START DATE: 2025 **EST TIME TO COMPLETE:** 1 Year

OPERATING BUDGET EFFECT:

NONE N/A SEE DETAIL

********This Page Intentionally Left Blank********

TABLE OF CONTENTS

PUBLIC SAFETY - FIRE

			PAGE
602301	Pumper Truck #30	.....	104
602401	Ladder Fire Truck #51	.....	105
602601	Pumper Truck #50	.....	106

COMBINED CAPITAL PROJECTS
SOURCES OF FUNDING SUMMARY

PUBLIC SAFETY - FIRE

PROJECT IDENTIFICATION	SALES TAXES	AD VAL TAX- 14	AD VAL TAX- 18	FEDERAL FUNDS	STATE FUNDS	UTILITY FUND	OTHER	TOTALS
Pumper Truck #50			1,230,000					1,230,000
Total Fire	0	0	1,230,000	0	0	0	0	1,230,000

2025-2026
GENERAL CAPITAL PROJECTS
FIVE YEAR CAPITAL PLAN

FIRE

PROJ #	PROJECT IDENTIFICATION	BUDGET C/O	FISCAL YEAR 25-26	26-27	27-28	28-29	29-30	TOTAL 5 YEAR	BEYOND 2030	TOTAL COST
602301	Pumper Truck #30	22,661						0		0
602401	Ladder Fire Truck #51	1,650,000						0		0
602601	Pumper Truck #50		1,230,000					1,230,000		1,230,000
	Total Fire	1,672,661	1,230,000	0	0	0	0	1,230,000	0	1,230,000

* Project Number to be Assigned

@ New or Revised Projects

Projects to be closed

SHEET A 2025-2026/2029-2030 CAPITAL IMPROVEMENTS PROGRAM

PROJECT TITLE: Pumper Truck #30	**PROJECT CATEGORY:** Fire
PROJECT NUMBER: 602301	**COUNCIL DISTRICT #** 1
DIVISION: Public Works	**DEPARTMENT:** Engineering

PROJECT BUDGET

REVENUE BREAKDOWN

REVENUE SOURCES					SALES TAX	TOTAL
PRIOR BDGTS					965,000	965,000
PRIOR EXP					942,339	942,339
BUDGET C/0					22,661	22,661
2025-2026 2026-2027 2027-2028 2028-2029 2029-2030						
BEYOND 2030						
TOTAL COST			0	0	965,000	965,000

EXPENDITURE BREAKDOWN

EXPENDITURE BREAKDOWN	ENGINEERING	TESTING	LAND ACQUISITION	CONSTRUCTION	OTHER	TOTAL
PRIOR BDGTS					965,000	965,000
2025-2026 2026-2027 2027-2028 2028-2029 2029-2030						
BEYOND 2030						
TOTAL COST	0	0			965,000	965,000

PROJECT SPECIFICATIONS

PROJECT DESCRIPTION:

Replacment of Fire Engine #30

PROJECT JUSTIFICATION:

Existing 2008 Pierce Contender has been out of service due to repairs.

PROJECT PRIORITY: A

START DATE: 2024 **EST TIME TO COMPLETE:** 1 Year

OPERATING BUDGET EFFECT:

X NONE N/A SEE DETAIL

SHEET A 2025-2026/2029-2030 CAPITAL IMPROVEMENTS PROGRAM

PROJECT TITLE: Ladder Truck #51	**PROJECT CATEGORY:** Fire
PROJECT NUMBER: 602401	**COUNCIL DISTRICT #** 1
DIVISION: Public Works	**DEPARTMENT:** Engineering

PROJECT BUDGET

REVENUE BREAKDOWN

REVENUE SOURCES					AD VALOREM TAX 2018	TOTAL
PRIOR BDGTS PRIOR EXP					1,650,000	1,650,000
BUDGET C/0					1,650,000	1,650,000
2025-2026 2026-2027 2027-2028 2028-2029 2029-2030						
BEYOND 2030						
TOTAL COST			0	0	1,650,000	1,650,000

EXPENDITURE BREAKDOWN

EXPENDITURE BREAKDOWN	ENGINEERING	TESTING	LAND ACQUISITION	CONSTRUCTION	OTHER	TOTAL
PRIOR BDGTS					1,650,000	1,650,000
2025-2026 2026-2027 2027-2028 2028-2029 2029-2030						
BEYOND 2030						
TOTAL COST	0	0			1,650,000	1,650,000

PROJECT SPECIFICATIONS

PROJECT DESCRIPTION:

Replacment of Fire Ladder Truck #51

PROJECT JUSTIFICATION:

Replace existing.

PROJECT PRIORITY: A

START DATE: 2026 **EST TIME TO COMPLETE:** 2 Years

OPERATING BUDGET EFFECT:

X NONE N/A SEE DETAIL

SHEET A 2025-2026/2029-2030 CAPITAL IMPROVEMENTS PROGRAM

PROJECT TITLE: Pumper Truck #50	**PROJECT CATEGORY:** Fire
PROJECT NUMBER: 602601	**COUNCIL DISTRICT #** 1
DIVISION: Public Works	**DEPARTMENT:** Engineering

PROJECT BUDGET

REVENUE BREAKDOWN

REVENUE SOURCES					AD VALOREM TAX 2018	TOTAL
PRIOR BDGTS PRIOR EXP						
BUDGET C/0						
2025-2026 2026-2027 2027-2028 2028-2029 2029-2030					1,230,000	1,230,000
BEYOND 2030						
TOTAL COST			0	0	1,230,000	1,230,000

EXPENDITURE BREAKDOWN

EXPENDITURE BREAKDOWN	ENGINEERING	TESTING	LAND ACQUISITION	CONSTRUCTION	OTHER	TOTAL
PRIOR BDGTS						
2025-2026 2026-2027 2027-2028 2028-2029 2029-2030					1,230,000	1,230,000
BEYOND 2030						
TOTAL COST	0	0			1,230,000	1,230,000

PROJECT SPECIFICATIONS

PROJECT DESCRIPTION:

Replacment of Fire Pumper Truck #50

PROJECT JUSTIFICATION:

Replace existing.

PROJECT PRIORITY: A

START DATE: 2026 **EST TIME TO COMPLETE:** 3 Years

OPERATING BUDGET EFFECT:

X NONE N/A SEE DETAIL

TABLE OF CONTENTS

PARKS AND RECREATION

			PAGE
440901	Recreational Park Improvements	.....	110
441801	Civil Rights Monument	.....	111
441802	Links on the Bayou Improvements	.....	112
441804	Tennis Court Additions	.....	113
442001	Reconstruct Johnny Downs Complex	.....	114
442301	Recreation Office @ Johnny Downs	.....	115
442302	Park Playground Equipment	.....	116
442501	Masonic/Bringhurst Restoration	.....	117

2025-2026
COMBINED CAPITAL PROJECTS
SOURCES OF FUNDING SUMMARY

PARKS AND RECREATION

PROJECT IDENTIFICATION	SALES TAXES	AD VAL TAX- 14	AD VAL TAX- 18	FEDERAL FUNDS	STATE FUNDS	UTILITY FUND	OTHER	TOTALS
Park Playground Equipment	302,938		1,374,000					1,676,938
Total Parks and Recreation	302,938	0	1,374,000	0	0	0	0	1,676,938

2025-2026
GENERAL CAPITAL PROJECTS
FIVE YEAR CAPITAL PLAN

PARKS AND RECREATION

PROJ #	PROJECT IDENTIFICATION	BUDGET C/O	FISCAL YEAR 25-26	26-27	27-28	28-29	29-30	TOTAL 5 YEAR	BEYOND 2030	TOTAL COST
440901	Recreational Park Improvements	781,293						0		0
441801	Civil Rights Monument	498,200						0		0
441802	Links on the Bayou Improvements	533,612						0	750,000	750,000
441804	Tennis Court Additions	252,120						0		0
442001	Reconstruct Johnny Downs Complex	1,515,580						0		0
442301	Recreation Office @ Johnny Downs	700,000						0		0
442302	Park Playground Equipment	889,665	1,676,938					1,676,938	1,500,000	3,176,938
442501	Masonic/Bringhurst Restoration	1,725,371						0		0
	Total Park/Recreation	6,895,841	1,676,938	0	0	0	0	1,676,938	2,250,000	3,926,938

* Project Number to be Assigned

@ New or Revised Projects

Projects to be closed

SHEET A 2025-2026/2029-2030 CAPITAL IMPROVEMENTS PROGRAM

PROJECT TITLE: Recreational Park Improvements	**PROJECT CATEGORY:** Parks
PROJECT NUMBER: 440901	**COUNCIL DISTRICT #** N/A
DIVISION: Public Works	**DEPARTMENT:** Parks & Recreation

PROJECT BUDGET

REVENUE BREAKDOWN

REVENUE SOURCES	AD VAL TAX 2018	SALES TAX BONDS 2008	STATE GRANTS	AD VAL TAX 2008	SALES TAX	TOTAL
PRIOR BDGTS	100,000	1,620,345	500,000	4,385,038	1,836,695	8,442,078
PRIOR EXP	71,361	1,620,345	334,129	4,385,038	1,249,912	7,660,785
BUDGET C/0	28,639	0	165,871	0	586,783	781,293
2025-2026						
2026-2027						
2027-2028						
2028-2029						
2029-2030						
BEYOND 2030						
TOTAL COST	100,000	1,620,345	500,000	4,385,038	1,836,695	8,442,078

EXPENDITURE BREAKDOWN

EXPENDITURE BREAKDOWN	ENGINEERING	TESTING	LAND ACQUISITION	CONSTRUCTION	OTHER	TOTAL
PRIOR BDGTS					8,442,078	8,442,078
2025-2026						
2026-2027						
2027-2028						
2028-2029						
2029-2030						
BEYOND 2030						
TOTAL COST					8,442,078	8,442,078

PROJECT SPECIFICATIONS

PROJECT DESCRIPTION:

Improvement and expansion of several recreational facilities within the City, including Harmon Park Playground, City Park Playground, Cheatham Park Playground, Frank O Hunter Park. Development of a new park in Acadian Village and redevelopment of the abandoned Martin Park. Some planned improvements include restrooms, tables, benches, lighting, parking, and landscaping.

PROJECT JUSTIFICATION:

Comprehensive improvements of the recreational opportunities within the City.

PROJECT PRIORITY: A

START DATE: Ongoing **EST TIME TO COMPLETE:** Ongoing

OPERATING BUDGET EFFECT:

X NONE ..... N/A ..... SEE DETAIL

SHEET A 2025-2026/2029-2030 CAPITAL IMPROVEMENTS PROGRAM

PROJECT TITLE: Civil Rights Monument	**PROJECT CATEGORY:** Parks
PROJECT NUMBER: 441801	**COUNCIL DISTRICT #** N/A
DIVISION: Public Works	**DEPARTMENT:** Parks & Recreation

PROJECT BUDGET

REVENUE BREAKDOWN

REVENUE SOURCES			PROPERTY TAX 2018	PROPERTY TAX 2008		TOTAL
PRIOR BDGTS			250,000	250,000		500,000
PRIOR EXP				1,800		1,800
BUDGET C/0			250,000	248,200		498,200
2025-2026 2026-2027 2027-2028 2028-2029 2029-2030						
BEYOND 2030						
TOTAL COST			250,000	250,000		500,000

EXPENDITURE BREAKDOWN

EXPENDITURE BREAKDOWN	ENGINEERING	TESTING	LAND ACQUISITION	CONSTRUCTION	OTHER	TOTAL
PRIOR BDGTS					500,000	500,000
2025-2026 2026-2027 2027-2028 2028-2029 2029-2030						
BEYOND 2030						
TOTAL COST					500,000	500,000

PROJECT SPECIFICATIONS

PROJECT DESCRIPTION:

PROJECT JUSTIFICATION:

PROJECT PRIORITY: A

START DATE: N/A **EST TIME TO COMPLETE:** N/A

OPERATING BUDGET EFFECT:

X NONE N/A SEE DETAIL

SHEET A 2025-2026/2029-2030 CAPITAL IMPROVEMENTS PROGRAM

PROJECT TITLE: Links on the Bayou Improvements	**PROJECT CATEGORY:** Parks
PROJECT NUMBER: 441802	**COUNCIL DISTRICT #** N/A
DIVISION: Public Works	**DEPARTMENT:** Parks & Recreation

PROJECT BUDGET

REVENUE BREAKDOWN

REVENUE SOURCES				PROPERTY TAX 2018	PROPERTY TAX 2014	TOTAL
PRIOR BDGTS				807,000	758,000	1,565,000
PRIOR EXP				499,225	532,163	1,031,388
BUDGET C/0				307,775	225,837	533,612
2025-2026						
2026-2027						
2027-2028						
2028-2029						
2029-2030						
BEYOND 2030						
TOTAL COST				807,000	758,000	1,565,000

EXPENDITURE BREAKDOWN

EXPENDITURE BREAKDOWN	ENGINEERING	TESTING	LAND ACQUISITION	CONSTRUCTION	OTHER	TOTAL
PRIOR BDGTS					1,565,000	1,565,000
2025-2026						
2026-2027						
2027-2028						
2028-2029						
2029-2030						
BEYOND 2030						
TOTAL COST					1,565,000	1,565,000

PROJECT SPECIFICATIONS

PROJECT DESCRIPTION:

Renovations and Improvements to the Links on the Bayou Golf Course.

PROJECT JUSTIFICATION:

PROJECT PRIORITY: A

START DATE: Ongoing **EST TIME TO COMPLETE:** Ongoing

OPERATING BUDGET EFFECT:

X NONE N/A SEE DETAIL

SHEET A 2025-2026/2029-2030 CAPITAL IMPROVEMENTS PROGRAM

PROJECT TITLE: Tennis Court Additions	**PROJECT CATEGORY:** Parks
PROJECT NUMBER: 441804	**COUNCIL DISTRICT #** N/A
DIVISION: Public Works	**DEPARTMENT:** Parks & Recreation

PROJECT BUDGET

REVENUE BREAKDOWN

REVENUE SOURCES					SALES TAX	TOTAL
PRIOR BDGTS					290,448	290,448
PRIOR EXP					38,328	38,328
BUDGET C/0					252,120	252,120
2025-2026 2026-2027 2027-2028 2028-2029 2029-2030						
BEYOND 2030						
TOTAL COST					290,448	290,448

EXPENDITURE BREAKDOWN

EXPENDITURE BREAKDOWN	ENGINEERING	TESTING	LAND ACQUISITION	CONSTRUCTION	OTHER	TOTAL
PRIOR BDGTS					290,448	290,448
2025-2026 2026-2027 2027-2028 2028-2029 2029-2030						
BEYOND 2030						
TOTAL COST					290,448	290,448

PROJECT SPECIFICATIONS

PROJECT DESCRIPTION:

PROJECT JUSTIFICATION:

PROJECT PRIORITY: A

START DATE: 2024 **EST TIME TO COMPLETE:** 2 Years

OPERATING BUDGET EFFECT:

X NONE N/A SEE DETAIL

SHEET A 2025-2026/2029-2030 CAPITAL IMPROVEMENTS PROGRAM

PROJECT TITLE: Reconstruct Johnny Downs Park	**PROJECT CATEGORY:** Parks
PROJECT NUMBER: 442001	**COUNCIL DISTRICT #** N/A
DIVISION: Public Works	**DEPARTMENT:** Parks & Recreation

PROJECT BUDGET

REVENUE BREAKDOWN

REVENUE SOURCES			PROPERTY TAX 2018	PROPERTY TAX 2014	SALES TAX	TOTAL
PRIOR BDGTS			5,261,000	848,000	3,491,184	9,600,184
PRIOR EXP			4,826,624	425,266	2,832,714	8,084,604
BUDGET C/0			434,376	422,734	658,470	1,515,580
2025-2026						0
2026-2027						
2027-2028						
2028-2029						
2029-2030						
BEYOND 2030						
TOTAL COST			5,261,000	848,000	3,491,184	9,600,184

EXPENDITURE BREAKDOWN

EXPENDITURE BREAKDOWN	ENGINEERING	TESTING	LAND ACQUISITION	CONSTRUCTION	OTHER	TOTAL
PRIOR BDGTS					9,600,184	9,600,184
2025-2026						
2026-2027						
2027-2028						
2028-2029						
2029-2030						
BEYOND 2030						0
TOTAL COST					9,600,184	9,600,184

PROJECT SPECIFICATIONS

PROJECT DESCRIPTION:

The renovation and reconstruction of the damaged infrastructure at the Johnny Downs Sports Complex

PROJECT JUSTIFICATION:

Western Alexandria was hit by a tornado on December 16, 2019, causing great damage to the Johnny Downs facility. Press boxes, fenciing, light fixtures, and other assets were either completely destroyed or severely damaged. This project will bring this heavily used facility back to the purpose for which it was intended by the voters of Alexandria in the 1998 Property Tax Election Calll.

PROJECT PRIORITY: A

START DATE: 2019 **EST TIME TO COMPLETE:** 3 Years

OPERATING BUDGET EFFECT:

X NONE ..... N/A ..... SEE DETAIL

SHEET A 2025-2026/2029-2030 CAPITAL IMPROVEMENTS PROGRAM

PROJECT TITLE: Recreation Office @ Johnny Downs	**PROJECT CATEGORY:** Parks
PROJECT NUMBER: 442301	**COUNCIL DISTRICT #** N/A
DIVISION: Public Works	**DEPARTMENT:** Parks & Recreation

PROJECT BUDGET

REVENUE BREAKDOWN

REVENUE SOURCES				SALES TAX	PROPERTY TAX 2018	TOTAL
PRIOR BDGTS PRIOR EXP					700,000	700,000
BUDGET C/0					700,000	700,000
2025-2026 2026-2027 2027-2028 2028-2029 2029-2030				302,938	1,374,000	1,676,938
BEYOND 2030						
TOTAL COST				302,938	2,074,000	2,376,938

EXPENDITURE BREAKDOWN

EXPENDITURE BREAKDOWN	ENGINEERING	TESTING	LAND ACQUISITION	CONSTRUCTION	OTHER	TOTAL
PRIOR BDGTS				700,000		700,000
2025-2026 2026-2027 2027-2028 2028-2029 2029-2030				1,676,938		1,676,938
BEYOND 2030						
TOTAL COST				2,376,938	0	2,376,938

PROJECT SPECIFICATIONS

PROJECT DESCRIPTION:

PROJECT JUSTIFICATION:

PROJECT PRIORITY: A

START DATE: 2025 **EST TIME TO COMPLETE:** 2 Years

OPERATING BUDGET EFFECT:

X NONE N/A SEE DETAIL

SHEET A 2025-2026/2029-2030 CAPITAL IMPROVEMENTS PROGRAM

PROJECT TITLE: Park Playground Equipment	**PROJECT CATEGORY:** Parks
PROJECT NUMBER: 442302	**COUNCIL DISTRICT #** All
DIVISION: Public Works	**DEPARTMENT:** Parks & Recreation

PROJECT BUDGET

REVENUE BREAKDOWN

REVENUE SOURCES					PROPERTY TAX 2018	TOTAL
PRIOR BDGTS					925,000	925,000
PRIOR EXP					35,335	35,335
BUDGET C/0					889,665	889,665
2025-2026						
2026-2027						
2027-2028						
2028-2029						
2029-2030						
BEYOND 2030						
TOTAL COST					925,000	925,000

EXPENDITURE BREAKDOWN

EXPENDITURE BREAKDOWN	ENGINEERING	TESTING	LAND ACQUISITION	CONSTRUCTION	OTHER	TOTAL
PRIOR BDGTS				925,000		925,000
2025-2026						
2026-2027						
2027-2028						
2028-2029						
2029-2030						
BEYOND 2030						
TOTAL COST				925,000	0	925,000

PROJECT SPECIFICATIONS

PROJECT DESCRIPTION:

Replacement of playrgound equipment at parks throughout the City, such as at Compton Park, Charles F. Smith Park, Cheatham Park, Enterprise Park, Frank O. Hunter Park, Harmon Park, Helen Black Park, Lincoln Park, and Mason Park.

PROJECT JUSTIFICATION:

Existing equipment is in poor condition due to age and usage.

PROJECT PRIORITY: A

START DATE: 2024 **EST TIME TO COMPLETE:** 2 Years

OPERATING BUDGET EFFECT:

X NONE ____ N/A ____ SEE DETAIL

SHEET A 2025-2026/2029-2030 CAPITAL IMPROVEMENTS PROGRAM

PROJECT TITLE: Masonic/Bringhurst Restoration	**PROJECT CATEGORY:** Parks
PROJECT NUMBER: 442501	**COUNCIL DISTRICT #** All
DIVISION: Public Works	**DEPARTMENT:** Parks & Recreation

PROJECT BUDGET

REVENUE BREAKDOWN

REVENUE SOURCES				PROPERTY TAX 2014	PROPERTY TAX 2018	TOTAL
PRIOR BDGTS				465,000	1,265,000	1,730,000
PRIOR EXP				4,629		4,629
BUDGET C/0				460,371	1,265,000	1,725,371
2025-2026 2026-2027 2027-2028 2028-2029 2029-2030						
BEYOND 2030						
TOTAL COST				465,000	1,265,000	1,730,000

EXPENDITURE BREAKDOWN

EXPENDITURE BREAKDOWN	ENGINEERING	TESTING	LAND ACQUISITION	CONSTRUCTION	OTHER	TOTAL
PRIOR BDGTS				1,730,000		1,730,000
2025-2026 2026-2027 2027-2028 2028-2029 2029-2030						
BEYOND 2030						
TOTAL COST				1,730,000	0	1,730,000

PROJECT SPECIFICATIONS

PROJECT DESCRIPTION:

PROJECT JUSTIFICATION:

PROJECT PRIORITY: A

START DATE: 2026 **EST TIME TO COMPLETE:** 2 Years

OPERATING BUDGET EFFECT:

X NONE ..... N/A ..... SEE DETAIL

********This Page Intentionally Left Blank********

TABLE OF CONTENTS

ZOOLOGICAL PARK

			PAGE
431401	AV System	.....	122
431501	Zoo Improvements	.....	123
431801	Tiger Building Replacement	.....	124
431803	Zoo Master Plan/Feasability Study	.....	125
432601	Primate Enclosures	.....	126

2025-2026
COMBINED CAPITAL PROJECTS
SOURCES OF FUNDING SUMMARY

ZOOLOGICAL PARK

PROJECT IDENTIFICATION	SALES TAXES	AD VAL TAX- 14	AD VAL TAX- 18	FEDERAL FUNDS	STATE FUNDS	UTILITY FUND	OTHER	TOTALS
Tiger Building Replacement		500,000						500,000
Primate Enclosures		400,000						400,000
Total Zoo	0	900,000	0	0	0	0	0	900,000
Total General Capital	1,408,033	900,000	5,219,000	0	0	100,000	0	7,627,033

2025-2026
GENERAL CAPITAL PROJECTS
FIVE YEAR CAPITAL PLAN

ZOOLOGICAL PARK

PROJ #	PROJECT IDENTIFICATION	BUDGET C/O	FISCAL YEAR 25-26	26-27	27-28	28-29	29-30	TOTAL 5 YEAR	BEYOND 2030	TOTAL COST
431401	AV System	42,827						0		0
431501	Zoo Improvements	968,688						0		0
431801	Tiger Building Replacement	248,305	500,000	500,000				1,000,000		1,000,000
431803	Zoo Master Plan/Feasability Study	108,615						0		0
432601	Primate Enclosures		400,000	400,000				800,000		800,000
	Total Zoological Park	1,368,435	900,000	900,000	0	0	0	1,800,000	0	1,800,000
	Total General Capital Projects	72,428,813	7,627,033	3,620,000	2,670,000	2,520,000	2,520,000	17,557,033	21,840,000	36,797,033

* Project Number to be Assigned

@ New or Revised Projects

Projects to be closed

SHEET A 2025-2026/2029-2030 CAPITAL IMPROVEMENTS PROGRAM

PROJECT TITLE: AV System	PROJECT CATEGORY: Zoological Park
PROJECT NUMBER: 431401	COUNCIL DISTRICT # 4
DIVISION: Public Works	DEPARTMENT: Zoo

PROJECT BUDGET

REVENUE BREAKDOWN

REVENUE SOURCES				PROPERTY TAX 2014	SALES TAX	TOTAL
PRIOR BDGTS				35,000	150,000	185,000
PRIOR EXP					142,173	142,173
BUDGET C/0				35,000	7,827	42,827
2025-2026						
2026-2027						
2027-2028						
2028-2029						
2029-2030						
BEYOND 2030						
TOTAL COST				35,000	150,000	185,000

EXPENDITURE BREAKDOWN

EXPENDITURE BREAKDOWN	ENGINEERING	TESTING	LAND ACQUISITION	CONSTRUCTION	OTHER	TOTAL
PRIOR BDGTS					185,000	185,000
2025-2026						
2026-2027						
2027-2028						
2028-2029						
2029-2030						
BEYOND 2030						
TOTAL COST					185,000	185,000

PROJECT SPECIFICATIONS

PROJECT DESCRIPTION:

Will add extensive CCTV and Zoned Audio public address and automated messaging systems. This includes an IP camera system and NVR servers. The audio section includes IP distribution and SIP interface from zoned messaging, paging and kiosk interfaces for centralized management.

PROJECT JUSTIFICATION:

The CCTV system is primarily a risk management tool to limit liability for slip and falls and other incidents. It is also a security tool for point of sales operations and other vandalism and theft. This system will replace and expand upon the system destroyed by Hurricane Gustav. This opening in exposure has raised theft and vandalism considerably. The ability to communicate with the public is critical for reasons such as approaching weather, security incidents, lockdown instructions, and lost children. The zoned system will provide the capability for localized announcements. A SIP interface to phone systems will tie in with City emergency communications.

PROJECT PRIORITY:

START DATE: Ongoing **EST TIME TO COMPLETE:** Ongoing

OPERATING BUDGET EFFECT:

NONE N/A X SEE DETAIL

SHEET A 2025-2026/2029-2030 CAPITAL IMPROVEMENTS PROGRAM

PROJECT TITLE:	PROJECT CATEGORY:
Zoo Improvements	Zoological Park
PROJECT NUMBER: 431501	**COUNCIL DISTRICT #** 4
DIVISION: Public Works	**DEPARTMENT:** Zoo

PROJECT BUDGET

REVENUE BREAKDOWN

REVENUE SOURCES		PROPERTY TAX 2018	PROPERTY TAX 2014	GAEDA	SALES TAX	TOTAL
PRIOR BDGTS		100,000	1,332,500	25,000	1,379,612	2,837,112
PRIOR EXP		20,918	464,907	25,000	1,357,599	1,868,424
BUDGET C/0		79,082	867,593	0	22,013	968,688
2025-2026						0
2026-2027						
2027-2028						
2028-2029						
2029-2030						
BEYOND 2030						
TOTAL COST			1,332,500	25,000	1,379,612	2,837,112

EXPENDITURE BREAKDOWN

EXPENDITURE BREAKDOWN	ENGINEERING	TESTING	LAND ACQUISITION	CONSTRUCTION	OTHER	TOTAL
PRIOR BDGTS					2,837,112	2,837,112
2025-2026						
2026-2027						
2027-2028						
2028-2029						
2029-2030						
BEYOND 2030						
TOTAL COST					2,837,112	2,837,112

PROJECT SPECIFICATIONS

PROJECT DESCRIPTION:

This will include electrical infrastructure improvements, exhibit improvements to meet code and health standards, water conservation measures to reduce water consumption, deployment of electrical generators at selected locations, and other items as needed.

PROJECT JUSTIFICATION:

The Zoo needs substantial infrastructure improvements to take advantage of new technology and to counter the inevitable effects of time and usage in order to remain the treasured asset that it is to the City and the surrounding community that enjoys it use.

PROJECT PRIORITY:

START DATE: Ongoing **EST TIME TO COMPLETE:** Ongoing

OPERATING BUDGET EFFECT:

NONE N/A X SEE DETAIL

SHEET A 2025-2026/2029-2030 CAPITAL IMPROVEMENTS PROGRAM

PROJECT TITLE:	PROJECT CATEGORY:
Tiger Building Replacement	Zoological Park
PROJECT NUMBEF 431801	COUNCIL DISTRICT # 4
DIVISION:	DEPARTMENT:
Public Works	Zoo

PROJECT BUDGET

REVENUE BREAKDOWN

REVENUE SOURCES			SALES TAX	PROPERTY TAX 2018	PROPERTY TAX 2014	
PRIOR BDGTS				50,000	650,000	700,000
PRIOR EXP					451,695	451,695
BUDGET C/0				50,000	198,305	248,305
2025-2026					500,000	500,000
2026-2027					500,000	500,000
2027-2028						
2028-2029						
2029-2030						
BEYOND 2030						
TOTAL COST				50,000	1,650,000	1,700,000

EXPENDITURE BREAKDOWN

EXPENDITURE BREAKDOWN	ENGINEERING	TESTING	LAND ACQUISITION	CONSTRUCTION	OTHER	TOTAL
PRIOR BDGTS				700,000		700,000
2025-2026				500,000		500,000
2026-2027				500,000		500,000
2027-2028						
2028-2029						
2029-2030						
BEYOND 2030						
TOTAL COST				1,700,000		1,700,000

PROJECT SPECIFICATIONS

PROJECT DESCRIPTION:

Replace existing building that houses 4 animals. New building will be constructed of concrete block with articifial rock façade on the exterior. It will include 4 dens for the cats, as will as a zookeeper work area and a large closet.

PROJECT JUSTIFICATION:

Existing building is 25 years old and has issues with rust, plumbing, and electrical systems.

PROJECT PRIORITY:

START DATE: 2025 **EST TIME TO COMPLETE:** 2 Years

OPERATING BUDGET EFFECT:

NONE N/A X SEE DETAIL

SHEET A 2025-2026/2029-2030 CAPITAL IMPROVEMENTS PROGRAM

PROJECT TITLE: Zoo Master Plan & Feasability Study	**PROJECT CATEGORY:** Zoological Park
PROJECT NUMBER: 431803	**COUNCIL DISTRICT #** 4
DIVISION: Public Works	**DEPARTMENT:** Zoo

PROJECT BUDGET

REVENUE BREAKDOWN

REVENUE SOURCES					PROPERTY TAX 2014	
PRIOR BDGTS					200,000	200,000
PRIOR EXP					91,385	91,385
BUDGET C/0					108,615	108,615
2025-2026 2026-2027 2027-2028 2028-2029 2029-2030						
BEYOND 2030						
TOTAL COST					200,000	200,000

EXPENDITURE BREAKDOWN

EXPENDITURE BREAKDOWN	ENGINEERING	TESTING	LAND ACQUISITION	CONSTRUCTION	OTHER	TOTAL
PRIOR BDGTS					200,000	200,000
2025-2026 2026-2027 2027-2028 2028-2029 2029-2030						
BEYOND 2030						
TOTAL COST					200,000	200,000

PROJECT SPECIFICATIONS

PROJECT DESCRIPTION:

15 year Master Plan and Strategic Plan for the Alexandria Zoo, coordinating and addressing all aspects of expected growth and sustainability during the designated timeframe. The Plan should include benchmarks and measurable outcomes to guide the Zoo in attaining its goals and sustaining success. The 4 major sub-components include: (1) Strategic Initiatives that improve visitor experience and insure long term financial ability, (2) Business Plan providing a projection of business goals and feasabilities, anticipated operational and capital expenditures and anticipated revenue requirements. (3) Capital Facilities Concept Plan (working in conjunction with the Business Plan); (4) Current Facilities and Infrastructure Inventory and Maintenance Sustainability Plan, similar to building information models (BIM). This will provide a plan for sustained maintenance.

PROJECT JUSTIFICATION:

This will guide and provide the technical framework for either sustaining the current level of service or a financially feasible path toward growth.

PROJECT PRIORITY:

START DATE: N/A **EST TIME TO COMPLETE:** N/A

OPERATING BUDGET EFFECT:

NONE N/A X SEE DETAIL

SHEET A 2025-2026/2029-2030 CAPITAL IMPROVEMENTS PROGRAM

PROJECT TITLE:	PROJECT CATEGORY:
Primate Enclosures	Zoological Park
PROJECT NUMBER: 431803	**COUNCIL DISTRICT #** 4
DIVISION: Public Works	**DEPARTMENT:** Zoo

PROJECT BUDGET

REVENUE BREAKDOWN

REVENUE SOURCES					PROPERTY TAX 2014	
PRIOR BDGTS						0
PRIOR EXP						0
BUDGET C/0					0	0
2025-2026					400,000	400,000
2026-2027					400,000	400,000
2027-2028						
2028-2029						
2029-2030						
BEYOND 2030						
TOTAL COST					800,000	800,000

EXPENDITURE BREAKDOWN

EXPENDITURE BREAKDOWN	ENGINEERING	TESTING	LAND ACQUISITION	CONSTRUCTION	OTHER	TOTAL
PRIOR BDGTS						0
2025-2026					400,000	400,000
2026-2027					400,000	400,000
2027-2028						
2028-2029						
2029-2030						
BEYOND 2030						
TOTAL COST					800,000	800,000

PROJECT SPECIFICATIONS

PROJECT DESCRIPTION:

PROJECT JUSTIFICATION:

PROJECT PRIORITY:

START DATE: N/A **EST TIME TO COMPLETE:** N/A

OPERATING BUDGET EFFECT:

NONE N/A X SEE DETAIL

TABLE OF CONTENTS

COMMUNITY DEVELOPMENT

2025-2026
COMBINED CAPITAL PROJECTS
SOURCES OF FUNDING SUMMARY

COMMUNITY DEVELOPMENT

PROJECT IDENTIFICATION	SALES TAXES	AD VAL TAX- 14	AD VAL TAX- 18	FEDERAL FUNDS	STATE FUNDS	UTILITY FUND	OTHER	TOTALS
	0	0	0	0	0	0	0	0
Total CDBG Capital	0	0	0	0	0	0	0	0

COMMUNITY DEVELOPMENT BLOCK GRANT

PROJ #	PROJECT IDENTIFICATION	BUDGET C/O	FISCAL YEAR 25-26	26-27	27-28	28-29	29-30	TOTAL 5 YEAR	BEYOND 2030	TOTAL COST
	TOTAL CDBG	0	0	0	0	0	0	0	0	0

* Project Number to be Assigned
@ New or Revised Projects
Projects to be closed

********This Page Intentionally Left Blank********

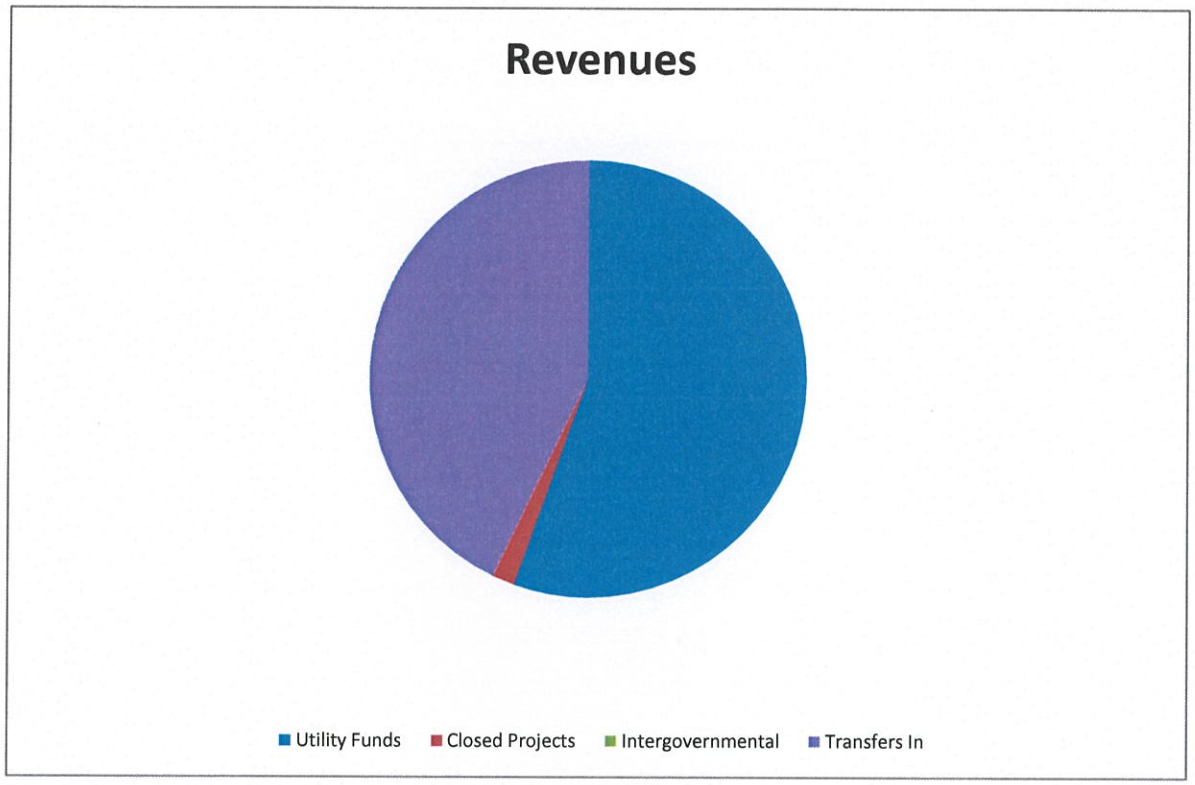
Revenues
Utility Funds
Closed Projects
Intergovernmental
Transfers In

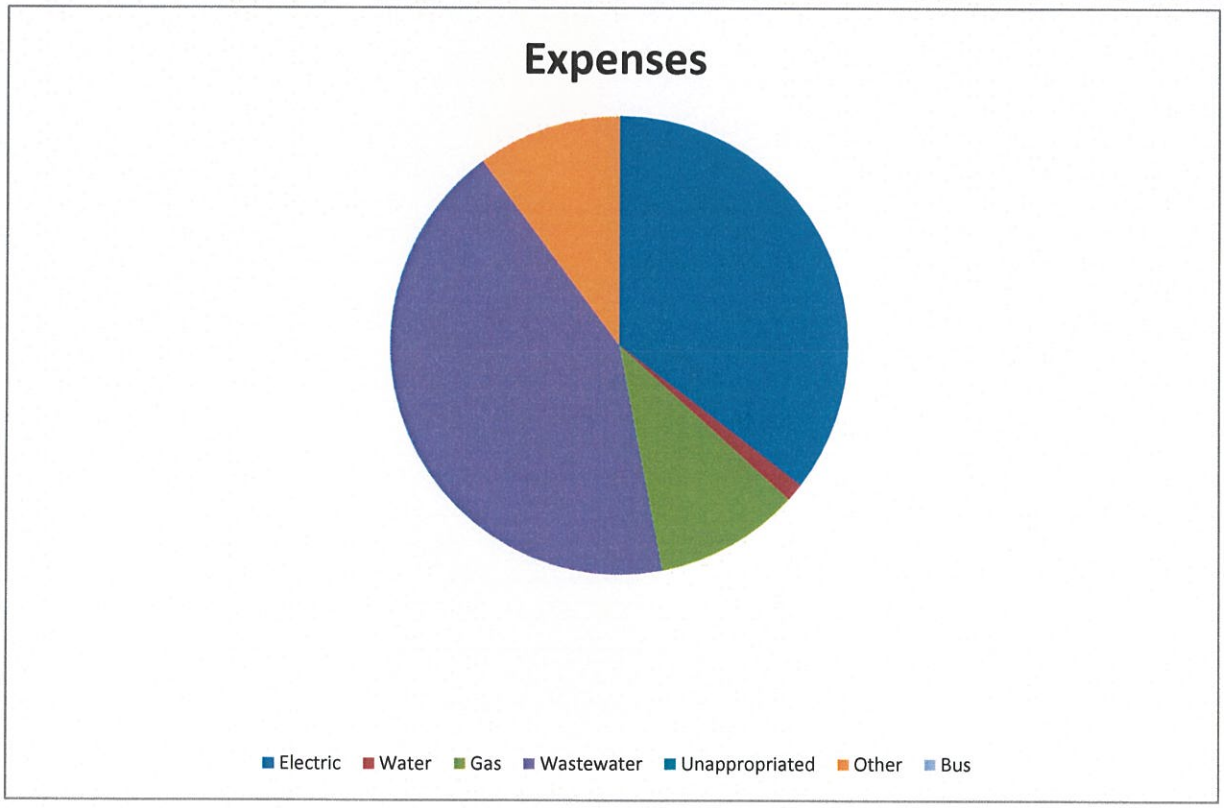
Expenses
Electric
Water
Gas
Wastewater
Unappropriated
Other
Bus

2025-2026
COMBINED ENTERPRISE CAPITAL PROJECTS
SOURCES OF FUNDING SUMMARY

PROJECT IDENTIFICATION	SALES TAXES	AD VAL TAX- 14	AD VAL TAX- 18	FEDERAL FUNDS	STATE FUNDS	UTILITY FUND	OTHER	TOTALS
SUMMARY								
SOURCES OF FUNDING								
Current Year Transfers						5,167,997		5,167,997
(Less Debt Service)								0
Interest Income								0
Transfers From Prior Projects								0
Interfund Transfer Utility Fund								0
Interfund Transfer General Capital Projects						4,000,000		4,000,000
Intergovernmental				0	0			0
Private Contributions								0
Debt Proceeds						0		0
Other							0	0
Fund Balance	0	0	0	0	0	0	0	0
TOTAL	0	0	0	0	0	9,167,997	0	9,167,997
EXPENDITURES								
Enterprise CIP - Utility Fund	0	0	0	0	0	9,167,997	0	9,167,997
Enterprise CIP - Transit System	0	0	0	0	0	0	0	0
Enterprise CIP - Sanitation Fund	0	0	0	0	0	0	0	0
TOTAL	0	0	0	0	0	9,167,997	0	9,167,997
UNAPPRPRTD BALANCE	0	0	0	0	0	0	0	0

TABLE OF CONTENTS

ELECTRIC

			PAGE
729202	Circuit Reconductoring	.....	136
720003	Replace Distibution Breakers	.....	137
720601	138 KV Pole Change Out	.....	138
720801	Electric Utility Relocation	.....	139
720804	Substation Maintenance	.....	140
720805	Distibution Feeder Maintenance	.....	141
720903	138 KV Pilot Wire Replacement	.....	142
721302	138 KV Transmission Upgrade	.....	143
721502	Bayou Cove #1 Comb Inspection	.....	144
721503	Bayou Cove #1 Capital Imp	.....	145
721704	MacArthur Drive Lighting Replacement	.....	146
721801	Demolition DG Hunter 1-4	.....	147
721802	Prescott 2400V Conversion	.....	148
721901	Downtown-Willow Glen 138 KV Rebuild	.....	149
721902	DG Hunter #5-11 Major Maintenance	.....	150
722201	TB3 to TB4 15kV Tieline	.....	151
722202	Roof Improvements/Replacements	.....	152
722203	Step Up Transformer Switch Scheme	.....	153
722302	BYC 1 Hot Gas Path	.....	154
722303	Replace Feeder Cables-Plant, Twin Bridges	.....	155
722305	Replace Bayou Rapides Switchgear	.....	156
722306	Electric SCADA	.....	157
722501	Staking Sheet Software & Mgt	.....	158
722601	Replace Transformers & Switch Gears	.....	159
722602	LA 28 West Load Study	.....	160
*	Cooling Tower Removal	.....	161
*	Mobile Substation	.....	162
*	DG Hunter Automation	.....	163
*	Power Plant GSU Switch Upgrade	.....	164
*	Paint Substation Transformers/Switchgear	.....	165
*	Replace Prescott Switchgear #1	.....	166
*	Replace Prescott Transformer #2	.....	167
*	Willow Glen Breaker & Switch Rep	.....	168
*	Twin Bridges Breaker & Switch Rep	.....	169

2025-2026
COMBINED CAPITAL PROJECTS
SOURCES OF FUNDING SUMMARY

ELECTRIC

PROJECT IDENTIFICATION	SALES TAXES	AD VAL TAX- 14	AD VAL TAX- 18	FEDERAL FUNDS	STATE FUNDS	UTILITY FUND	OTHER	TOTALS
Replace Distibution Breakers						100,000		100,000
138 KV Pole Change Out						100,000		100,000
Substation Maintenance						525,000		525,000
Distibution Feeder Maintenance						250,000		250,000
138 KV Pilot Wire Replacement						100,000		100,000
Bayou Cove #1 Capital Imp						250,000		250,000
DG Hunter #5-11 Major Maintenance						500,000		500,000
Replace Bayou Rapides Switchgear						200,000		200,000
Electric SCADA						100,000		100,000
Staking Sheet Software & Mgt						25,000		25,000
Replace Transformers & Switch Gears						1,000,000		1,000,000
LA 28 West Load Study						150,000		150,000
Total Electric	0	0	0	0	0	3,300,000	0	3,300,000

2025-2026
ENTERPRISE CAPITAL PROJECTS
FIVE YEAR CAPITAL PLAN

ELECTRIC

PROJ #	PROJECT IDENTIFICATION	BUDGET C/O	FISCAL YEAR 25-26	26-27	27-28	28-29	29-30	TOTAL 5 YEAR	BEYOND 2030	TOTAL COST
729202	Circuit Reconductoring	319,516		250,000	250,000	250,000	250,000	1,000,000		1,000,000
720003	Replace Distibution Breakers	15,333	100,000					100,000		100,000
720601	138 KV Pole Change Out	325,888	100,000					100,000		100,000
720801	Electric Utility Relocation	248,502		250,000	250,000	250,000	250,000	1,000,000		1,000,000
720804	Substation Maintenance	320,709	525,000	275,000	275,000	275,000	275,000	1,625,000		1,625,000
720805	Distibution Feeder Maintenance	371,741	250,000	200,000	200,000	200,000	200,000	1,050,000		1,050,000
720903	138 KV Pilot Wire Replacement	594,582	100,000	100,000	100,000	100,000	100,000	500,000		500,000
721302	138 KV Transmission Upgrade	738,502						0	300,000	300,000
721502	Bayou Cove #1 Comb Inspection	200,000						0	200,000	200,000
721503	Bayou Cove #1 Capital Imp	75,000	250,000					250,000		250,000
721704	MacArthur Drive Lighting Replacement	65,357						0		0
721801	Demolition DG Hunter 1-4	69,104						0		0
721802	Prescott 2400V Conversion	1,578						0		0
721901	Downtown-Willow Glen 138 KV Rebuilc	0						0	4,000,000	4,000,000
721902	DG Hunter #5-11 Major Maintenance	4,179,595	500,000					500,000	9,200,000	9,700,000
722201	TB3 to TB4 15kV Tieline	92,370			250,000	250,000	250,000	750,000		750,000
722202	Roof Improvements/Replacements	85,000						0		0
722203	Step Up Transformer Switch Scheme	39,700						0		0
722302	BYC 1 Hot Gas Path	1,026,926			155,000	155,000		310,000	1,851,000	2,161,000
722303	Replace Feeder Cables-Plant, Twin Bri	165,000		200,000	200,000	200,000		600,000		600,000
722305	Replace Bayou Rapides Switchgear	145,500	200,000	200,000	200,000	200,000		800,000		800,000
722306	Electric SCADA	6,300	100,000	100,000				200,000		200,000
722501	Staking Sheet Software & Mgt	75,000	25,000	25,000	25,000	25,000	25,000	125,000		125,000
722601	Replace Transformers & Switch Gears	0	1,000,000	1,000,000	1,000,000	1,000,000	1,000,000	5,000,000		5,000,000
722602	LA 28 West Load Study	0	150,000					150,000		150,000
*	Cooling Tower Removal	0		100,000				100,000		100,000
*	Mobile Substation	0						0	5,000,000	5,000,000
*	DG Hunter Automation	0						0	1,400,000	1,400,000
*	Power Plant GSU Switch Upgrade	0						0	350,000	350,000
*	Paint Substation Transformers/Switchg	0						0	125,000	125,000
*	Replace Prescott Switchgear #1	0						0	675,000	675,000
*	Replace Prescott Transformer #2	0						0	900,000	900,000
*	Willow Glen Breaker & Switch Rep	0						0	2,000,000	2,000,000
*	Twin Bridges Breaker & Switch Rep	0						0	2,000,000	2,000,000
	Total Electric	9,161,203	3,300,000	2,700,000	2,905,000	2,905,000	2,350,000	14,160,000	28,001,000	42,161,000

* Project Number to be Assigned

@ New or Revised Projects

Projects to be closed

SHEET A 2025-2026/2029-2030 CAPITAL IMPROVEMENTS PROGRAM

PROJECT TITLE: Circuit Reconductoring/ Distribution Voltage	**PROJECT CATEGORY:** Electric
PROJECT NUMBER: 729202	**COUNCIL DISTRICT #** N/A
DIVISION: Utilities	**DEPARTMENT:** Electric Distribution

PROJECT BUDGET

REVENUE BREAKDOWN

REVENUE SOURCES				UTILITY FUND	REVENUE BONDS-'89	TOTAL
PRIOR BDGTS				6,397,105	404,409	6,801,514
PRIOR EXP				6,077,589	404,409	6,481,998
BUDGET C/0				319,516	0	319,516
2025-2026						
2026-2027				250,000		250,000
2027-2028				250,000		250,000
2028-2029				250,000		250,000
2029-2030				250,000		250,000
BEYOND 2030						0
TOTAL COST				7,397,105	404,409	7,801,514

EXPENDITURE BREAKDOWN

EXPENDITURE BREAKDOWN	ENGINEERING	TESTING	LAND ACQUISITION	CONSTRUCTION	OTHER	TOTAL
PRIOR BDGTS	72,000			2,749,014	3,980,500	6,801,514
2025-2026						
2026-2027					250,000	250,000
2027-2028					250,000	250,000
2028-2029					250,000	250,000
2029-2030					250,000	250,000
BEYOND 2030						
TOTAL COST	72,000			2,749,014	4,980,500	7,801,514

PROJECT SPECIFICATIONS

PROJECT DESCRIPTION:

Replace undersized, old conductors on existing 12.5 KV circuits that have become too small to carry the load required and to replace existing 2.5 KV line with 7.2 KV Distribution.

PROJECT JUSTIFICATION:

Continued expansion of the system, along with load growth has made many old circuits inadequate. Voltage regulation, burned connections and customer complaints require upgrades on a continuing schedule as workload and funds allow.

PROJECT PRIORITY: B

START DATE: Ongoing **EST TIME TO COMPLETE:** As needed

OPERATING BUDGET EFFECT:

X NONE N/A SEE DETAIL

SHEET A 2025-2026/2029-2030 CAPITAL IMPROVEMENTS PROGRAM

PROJECT TITLE:	PROJECT CATEGORY:
Replace Distribution Breakers at Power Plant	Electric
PROJECT NUMBER: 720003	**COUNCIL DISTRICT #** N/A
DIVISION: Utilities	**DEPARTMENT:** Electric Distribution

PROJECT BUDGET

REVENUE BREAKDOWN

REVENUE SOURCES					UTILITY FUND	TOTAL
PRIOR BDGTS					152,500	152,500
PRIOR EXP					137,167	137,167
BUDGET C/0					15,333	15,333
2025-2026					100,000	100,000
2026-2027						
2027-2028						
2028-2029						
2029-2030						
BEYOND 2030						
TOTAL COST					252,500	252,500

EXPENDITURE BREAKDOWN

EXPENDITURE BREAKDOWN	ENGINEERING	TESTING	LAND ACQUISITION	CONSTRUCTION	OTHER	TOTAL
PRIOR BDGTS					152,500	152,500
2025-2026					100,000	100,000
2026-2027						
2027-2028						
2028-2029						
2029-2030						
BEYOND 2030						
TOTAL COST					252,500	252,500

PROJECT SPECIFICATIONS

PROJECT DESCRIPTION:

Replace outdated & obsolete 12.5 KV breakers in Switchgear at Power Plant. Existing will be changed out at a rate of 3 per year by departmental personnel.

PROJECT JUSTIFICATION:

Existing breakers were installed in the mid 1960's and do not have relcosing capabilities.

PROJECT PRIORITY: A

START DATE: N/A **EST TIME TO COMPLETE:** N/A

OPERATING BUDGET EFFECT:

X NONE ____ N/A ____ SEE DETAIL

SHEET A 2025-2026/2029-2030 CAPITAL IMPROVEMENTS PROGRAM

PROJECT TITLE:	PROJECT CATEGORY:
138 KV Pole Change Out	Electric
PROJECT NUMBER: 720601	**COUNCIL DISTRICT #** N/A
DIVISION: Utilities	**DEPARTMENT:** Electric Distribution

PROJECT BUDGET

REVENUE BREAKDOWN

REVENUE SOURCES					UTILITY FUND	TOTAL
PRIOR BDGTS					469,200	469,200
PRIOR EXP					143,312	143,312
BUDGET C/0					325,888	325,888
2025-2026					100,000	100,000
2026-2027						
2027-2028						
2028-2029						
2029-2030						
BEYOND 2030						
TOTAL COST					569,200	569,200

EXPENDITURE BREAKDOWN

EXPENDITURE BREAKDOWN	ENGINEERING	TESTING	LAND ACQUISITION	CONSTRUCTION	OTHER	TOTAL
PRIOR BDGTS					469,200	469,200
2025-2026					100,000	100,000
2026-2027						
2027-2028						
2028-2029						
2029-2030						
BEYOND 2030						
TOTAL COST					569,200	569,200

PROJECT SPECIFICATIONS

PROJECT DESCRIPTION:

Replace approximately 84 transmission poles in the 138 KV Loop. Original poles were installed in the 1960's and had an anticipated life of 30 years. Most of the engineering has been done "in house".

PROJECT JUSTIFICATION:

The 138 KV Loop provides power to all the substations in the system. If 2 sections of the loop are lost simultaneously, many customers would be without power until the 90' and 100' poles could be replaced, which would take too long with existing City crews and equipment.

PROJECT PRIORITY: A

START DATE: Ongoing **EST TIME TO COMPLETE:** Ongoing

OPERATING BUDGET EFFECT:

X NONE N/A SEE DETAIL

SHEET A 2025-2026/2029-2030 CAPITAL IMPROVEMENTS PROGRAM

PROJECT TITLE:	PROJECT CATEGORY:
Electric Utility Relocations	Electric
PROJECT NUMBER: 720801	**COUNCIL DISTRICT #** N/A
DIVISION: Utilities	**DEPARTMENT:** Electric Distribution

PROJECT BUDGET

REVENUE BREAKDOWN

REVENUE SOURCES				STATE	UTILITY FUND	TOTAL
PRIOR BDGTS				431,000	870,938	1,301,938
PRIOR EXP				431,000	622,436	1,053,436
BUDGET C/0				0	248,502	248,502
2025-2026						
2026-2027					250,000	250,000
2027-2028					250,000	250,000
2028-2029					250,000	250,000
2029-2030					250,000	250,000
BEYOND 2030						
TOTAL COST				431,000	1,870,938	2,301,938

EXPENDITURE BREAKDOWN

EXPENDITURE BREAKDOWN	ENGINEERING	TESTING	LAND ACQUISITION	CONSTRUCTION	OTHER	TOTAL
PRIOR BDGTS				625,000	676,938	1,301,938
2025-2026						
2026-2027	50,000			200,000		250,000
2027-2028	50,000			200,000		250,000
2028-2029	50,000			200,000		250,000
2029-2030	50,000			200,000		250,000
BEYOND 2030						
TOTAL COST	200,000			1,425,000	676,938	2,301,938

PROJECT SPECIFICATIONS

PROJECT DESCRIPTION:

Relocation of electrical lines and poles for various capital projects throughout the year.

PROJECT JUSTIFICATION:

Presently using Maintenance funds for utlity relocations for ditch closures and road improvements. There is no way to anticipate future projects and their relocation costs.

PROJECT PRIORITY: A

START DATE: Ongoing **EST TIME TO COMPLETE:** Ongoing

OPERATING BUDGET EFFECT:

X NONE N/A SEE DETAIL

SHEET A 2025-2026/2029-2030 CAPITAL IMPROVEMENTS PROGRAM

PROJECT TITLE: Substation Maintenance	**PROJECT CATEGORY:** Electric
PROJECT NUMBER: 720804	**COUNCIL DISTRICT #** N/A
DIVISION: Utilities	**DEPARTMENT:** Electric Distribution

PROJECT BUDGET

REVENUE BREAKDOWN

REVENUE SOURCES					UTILITY FUND	TOTAL
PRIOR BDGTS					2,965,000	2,965,000
PRIOR EXP					2,644,291	2,644,291
BUDGET C/0					320,709	320,709
2025-2026					525,000	525,000
2026-2027					275,000	275,000
2027-2028					275,000	275,000
2028-2029					275,000	275,000
2029-2030					275,000	275,000
BEYOND 2030						
TOTAL COST					4,590,000	4,590,000

EXPENDITURE BREAKDOWN

EXPENDITURE BREAKDOWN	ENGINEERING	TESTING	LAND ACQUISITION	CONSTRUCTION	OTHER	TOTAL
PRIOR BDGTS					2,965,000	2,965,000
2025-2026					525,000	525,000
2026-2027					275,000	275,000
2027-2028					275,000	275,000
2028-2029					275,000	275,000
2029-2030					275,000	275,000
BEYOND 2030						
TOTAL COST					4,590,000	4,590,000

PROJECT SPECIFICATIONS

PROJECT DESCRIPTION:

Inspection, testing, and cleaning of all oil filled transformers and Oil Circuit Breakers in the Substations. This would include filtering or replacing the oil as needed and testing all components of the Tap Changers and Oil Circuit Breakers

PROJECT JUSTIFICATION:

More extensive testing required by NERC/FERC.

PROJECT PRIORITY: A

START DATE: Ongoing **EST TIME TO COMPLETE:** Ongoing

OPERATING BUDGET EFFECT:

X NONE N/A SEE DETAIL

SHEET A 2025-2026/2029-2030 CAPITAL IMPROVEMENTS PROGRAM

PROJECT TITLE: Distribution Feeder Maintenance	**PROJECT CATEGORY:** Electric
PROJECT NUMBER: 720805	**COUNCIL DISTRICT #** N/A
DIVISION: Utilities	**DEPARTMENT:** Electric Distribution

PROJECT BUDGET

REVENUE BREAKDOWN

REVENUE SOURCES					UTILITY FUND	TOTAL
PRIOR BDGTS					2,750,000	2,750,000
PRIOR EXP					2,378,259	2,378,259
BUDGET C/0					371,741	371,741
2025-2026					250,000	250,000
2026-2027					200,000	200,000
2027-2028					200,000	200,000
2028-2029					200,000	200,000
2029-2030					200,000	200,000
BEYOND 2030						
TOTAL COST					3,800,000	3,800,000

EXPENDITURE BREAKDOWN

EXPENDITURE BREAKDOWN	ENGINEERING	TESTING	LAND ACQUISITION	CONSTRUCTION	OTHER	TOTAL
PRIOR BDGTS					2,750,000	2,750,000
2025-2026					250,000	250,000
2026-2027					200,000	200,000
2027-2028					200,000	200,000
2028-2029					200,000	200,000
2029-2030					200,000	200,000
BEYOND 2030						
TOTAL COST					3,800,000	3,800,000

PROJECT SPECIFICATIONS

PROJECT DESCRIPTION:

Upgrade and rehab main feeder circuits coming from substations.

PROJECT JUSTIFICATION:

There are 61 major circuits feeding from substations and spread out to service customers. An organized, continuing maintenance program is needed to ensure system reliability.

PROJECT PRIORITY: A

START DATE: Ongoing **EST TIME TO COMPLETE:** Ongoing

OPERATING BUDGET EFFECT:

X NONE N/A SEE DETAIL

SHEET A 2025-2026/2029-2030 CAPITAL IMPROVEMENTS PROGRAM

PROJECT TITLE: 138 KV Pilot Wire Replacement	**PROJECT CATEGORY:** Electric
PROJECT NUMBER: 720903	**COUNCIL DISTRICT #** N/A
DIVISION: Utilities	**DEPARTMENT:** Electric Distribution

PROJECT BUDGET

REVENUE BREAKDOWN

REVENUE SOURCES					UTILITY FUND	TOTAL
PRIOR BDGTS					2,223,000	2,223,000
PRIOR EXP					1,628,418	1,628,418
BUDGET C/0					594,582	594,582
2025-2026					100,000	100,000
2026-2027					100,000	100,000
2027-2028					100,000	100,000
2028-2029					100,000	100,000
2029-2030					100,000	100,000
BEYOND 2030						
TOTAL COST					2,723,000	2,723,000

EXPENDITURE BREAKDOWN

EXPENDITURE BREAKDOWN	ENGINEERING	TESTING	LAND ACQUISITION	CONSTRUCTION	OTHER	TOTAL
PRIOR BDGTS	445,000				1,778,000	2,223,000
2025-2026					100,000	100,000
2026-2027					100,000	100,000
2027-2028					100,000	100,000
2028-2029					100,000	100,000
2029-2030					100,000	100,000
BEYOND 2030						
TOTAL COST	445,000				2,278,000	2,723,000

PROJECT SPECIFICATIONS

PROJECT DESCRIPTION:

Replace existing pilot communications system with ADSS Fiber Optic Cable.

PROJECT JUSTIFICATION:

Existing pilot wire system does not correctly control the transfer trip scheme between substations. In some instances, cascading 138KV outages have resulted from this poor communication. This problem must be corrected on the the City will face fines from NERC for failing to correct a know misoperation.

Excess capacity will be made available for use by other City departments.

PROJECT PRIORITY: A

START DATE: Ongoing **EST TIME TO COMPLETE:** Ongoing

OPERATING BUDGET EFFECT:

X NONE N/A SEE DETAIL

SHEET A 2025-2026/2029-2030 CAPITAL IMPROVEMENTS PROGRAM

PROJECT TITLE: 138 KV Transmission Upgrade	**PROJECT CATEGORY:** Electric
PROJECT NUMBER: 721302	**COUNCIL DISTRICT #** N/A
DIVISION: Utilities	**DEPARTMENT:** Electric Production

PROJECT BUDGET

REVENUE BREAKDOWN

REVENUE SOURCES					UTILITY FUND	TOTAL
PRIOR BDGTS					3,066,451	3,066,451
PRIOR EXP					2,327,949	2,327,949
BUDGET C/0					738,502	738,502
2025-2026 2026-2027 2027-2028 2028-2029 2029-2030						
BEYOND 2030					300,000	300,000
TOTAL COST					3,366,451	3,366,451

EXPENDITURE BREAKDOWN

EXPENDITURE BREAKDOWN	ENGINEERING	TESTING	LAND ACQUISITION	CONSTRUCTION	OTHER	TOTAL
PRIOR BDGTS	56,250			180,053	2,830,148	3,066,451
2025-2026 2026-2027 2027-2028 2028-2029 2029-2030						
BEYOND 2030					300,000	300,000
TOTAL COST	56,250			180,053	3,130,148	3,366,451

PROJECT SPECIFICATIONS

PROJECT DESCRIPTION:

Phase 1 - Downtown to Willow Glen

Phase 2 - Downtown to Willor Glen including Willow Glen Breaker & Switchgear

Phase 3 - Willow Glen to Sterkx including Breakers & Switchgear at Sterkx & Prescott

Phase 4 - Twin Bridges Breaker & Switchgear

Phase 3 - Willow Glen to Sterkx including Breakers & Switchgear at Sterkx & Prescott

PROJECT JUSTIFICATION:

MISO analysis shows overloads on the Downtown to Willow Glen line. Reconductoring to upgrade line must be completed by 2020 to

PROJECT PRIORITY: A

START DATE: Ongoing **EST TIME TO COMPLETE:** Ongoing

OPERATING BUDGET EFFECT:

X NONE N/A SEE DETAIL

SHEET A 2025-2026/2029-2030 CAPITAL IMPROVEMENTS PROGRAM

PROJECT TITLE: Bayou Cove #1 Comb Inspection	**PROJECT CATEGORY:** Electric
PROJECT NUMBER: 721502	**COUNCIL DISTRICT #** N/A
DIVISION: Utilities	**DEPARTMENT:** Electric Production

PROJECT BUDGET

REVENUE BREAKDOWN

REVENUE SOURCES					UTILITY FUND	TOTAL
PRIOR BDGTS					520,000	520,000
PRIOR EXP					320,000	320,000
BUDGET C/0					200,000	200,000
2025-2026 2026-2027 2027-2028 2028-2029 2029-2030						
BEYOND 2030					200,000	200,000
TOTAL COST					720,000	720,000

EXPENDITURE BREAKDOWN

EXPENDITURE BREAKDOWN	ENGINEERING	TESTING	LAND ACQUISITION	CONSTRUCTION	OTHER	TOTAL
PRIOR BDGTS					520,000	520,000
2025-2026 2026-2027 2027-2028 2028-2029 2029-2030						
BEYOND 2030					200,000	200,000
TOTAL COST					720,000	720,000

PROJECT SPECIFICATIONS

PROJECT DESCRIPTION:

Tear down and inspection of Bayou Cove #1 turbine and combustion path.

PROJECT JUSTIFICATION:

Required by the manufacturer.

PROJECT PRIORITY: A

START DATE: 2025 **EST TIME TO COMPLETE:** 2 Years

OPERATING BUDGET EFFECT:

X NONE N/A SEE DETAIL

SHEET A 2025-2026/2029-2030 CAPITAL IMPROVEMENTS PROGRAM

PROJECT TITLE:	PROJECT CATEGORY:
Bayou Cove #1 Capital Improvement	Electric
PROJECT NUMBER: 721503	**COUNCIL DISTRICT #** N/A
DIVISION: Utilities	**DEPARTMENT:** Electric Production

PROJECT BUDGET

REVENUE BREAKDOWN

REVENUE SOURCES					UTILITY FUND	TOTAL
PRIOR BDGTS					75,000	75,000
PRIOR EXP						0
BUDGET C/0					75,000	75,000
2025-2026					250,000	250,000
2026-2027						
2027-2028						
2028-2029						
2029-2030						
BEYOND 2030						
TOTAL COST					325,000	325,000

EXPENDITURE BREAKDOWN

EXPENDITURE BREAKDOWN	ENGINEERING	TESTING	LAND ACQUISITION	CONSTRUCTION	OTHER	TOTAL
PRIOR BDGTS					75,000	75,000
2025-2026					250,000	250,000
2026-2027						
2027-2028						
2028-2029						
2029-2030						
BEYOND 2030						
TOTAL COST					325,000	325,000

PROJECT SPECIFICATIONS

PROJECT DESCRIPTION:

Capital Improvement as needed for Bayou Cove #1.

PROJECT JUSTIFICATION:

The City acquired Bayou Cove #1 in 2014, and recognized the need for minor capital improvements as needs arise.

PROJECT PRIORITY: A

START DATE: Ongoing **EST TIME TO COMPLETE:** Ongoing

OPERATING BUDGET EFFECT:

X NONE N/A SEE DETAIL

SHEET A 2025-2026/2029-2030 CAPITAL IMPROVEMENTS PROGRAM

PROJECT TITLE: MacArthur Drive Lighting Replacement	**PROJECT CATEGORY:** Electric
PROJECT NUMBER: 721704	**COUNCIL DISTRICT #** N/A
DIVISION: Utilities	**DEPARTMENT:** Electric Distribution

PROJECT BUDGET

REVENUE BREAKDOWN

REVENUE SOURCES					UTILITY FUND	TOTAL
PRIOR BDGTS					2,883,000	2,883,000
PRIOR EXP					2,817,643	2,817,643
BUDGET C/0					65,357	65,357
2025-2026						
2026-2027						
2027-2028						
2028-2029						
2029-2030						
BEYOND 2030						
TOTAL COST					2,883,000	2,883,000

EXPENDITURE BREAKDOWN

EXPENDITURE BREAKDOWN	ENGINEERING	TESTING	LAND ACQUISITION	CONSTRUCTION	OTHER	TOTAL
PRIOR BDGTS	150,000				2,733,000	2,883,000
2025-2026						
2026-2027						
2027-2028						
2028-2029						
2029-2030						
BEYOND 2030						
TOTAL COST	150,000				2,733,000	2,883,000

PROJECT SPECIFICATIONS

PROJECT DESCRIPTION:

Replacement of approximately 5 miles of existing roadway lighting with modern, energy efficient system.

PROJECT JUSTIFICATION:

Existing was installed in the 1970's. It is outdated and beyond repair.

PROJECT PRIORITY: A

START DATE: 2018 **EST TIME TO COMPLETE:** 6 Years

OPERATING BUDGET EFFECT:

X NONE ____ N/A ____ SEE DETAIL

SHEET A 2025-2026/2029-2030 CAPITAL IMPROVEMENTS PROGRAM

PROJECT TITLE: Demoltion of DG Hunter #1-4	**PROJECT CATEGORY:** Electric
PROJECT NUMBER: 721801	**COUNCIL DISTRICT #** N/A
DIVISION: Utilities	**DEPARTMENT:** Electric Distribution

PROJECT BUDGET

REVENUE BREAKDOWN

REVENUE SOURCES					UTILITY FUND	TOTAL
PRIOR BDGTS					325,000	325,000
PRIOR EXP					255,896	255,896
BUDGET C/0					69,104	69,104
2025-2026 2026-2027 2027-2028 2028-2029 2029-2030						
BEYOND 2030						
TOTAL COST					325,000	325,000

EXPENDITURE BREAKDOWN

EXPENDITURE BREAKDOWN	ENGINEERING	TESTING	LAND ACQUISITION	CONSTRUCTION	OTHER	TOTAL
PRIOR BDGTS					325,000	325,000
2025-2026 2026-2027 2027-2028 2028-2029 2029-2030						
BEYOND 2030						
TOTAL COST					325,000	325,000

PROJECT SPECIFICATIONS

PROJECT DESCRIPTION:

Dismantling and salvaging of DG Hunter Units #1-4.

PROJECT JUSTIFICATION:

This units are obsolete and no longer needed for the production of electricilty.

PROJECT PRIORITY: A

START DATE: Ongoing **EST TIME TO COMPLETE:** Ongoing

OPERATING BUDGET EFFECT:

X NONE N/A SEE DETAIL

SHEET A 2025-2026/2029-2030 CAPITAL IMPROVEMENTS PROGRAM

PROJECT TITLE: Prescott 2400V Conversion	**PROJECT CATEGORY:** Electric
PROJECT NUMBER: 721802	**COUNCIL DISTRICT #** N/A
DIVISION: Utilities	**DEPARTMENT:** Electric Distribution

PROJECT BUDGET

REVENUE BREAKDOWN

REVENUE SOURCES					UTILITY FUND	TOTAL
PRIOR BDGTS					1,064,999	1,064,999
PRIOR EXP					1,063,421	1,063,421
BUDGET C/0					1,578	1,578
2025-2026 2026-2027 2027-2028 2028-2029 2029-2030						
BEYOND 2030						
TOTAL COST					1,064,999	1,064,999

EXPENDITURE BREAKDOWN

EXPENDITURE BREAKDOWN	ENGINEERING	TESTING	LAND ACQUISITION	CONSTRUCTION	OTHER	TOTAL
PRIOR BDGTS				1,064,999		1,064,999
2025-2026 2026-2027 2027-2028 2028-2029 2029-2030						
BEYOND 2030						
TOTAL COST				1,064,999		1,064,999

PROJECT SPECIFICATIONS

PROJECT DESCRIPTION:

Conversion of the Prescott Electric Substation and circuits to 72./12.5 KV operation. Project will include reconductoring 3 distribution circuits and replacing roughly 200 pole mounted transformers.

PROJECT JUSTIFICATION:

Modernization of system.

PROJECT PRIORITY: A

START DATE: Ongoing **EST TIME TO COMPLETE:** Ongoing

OPERATING BUDGET EFFECT:

X NONE ____ N/A ____ SEE DETAIL

SHEET A 2025-2026/2029-2030 CAPITAL IMPROVEMENTS PROGRAM

PROJECT TITLE: Downtown-Willow Glen 138KV Rebuild	**PROJECT CATEGORY:** Electric
PROJECT NUMBER: 721901	**COUNCIL DISTRICT #** N/A
DIVISION: Utilities	**DEPARTMENT:** Electric Distribution

PROJECT BUDGET

REVENUE BREAKDOWN

REVENUE SOURCES					UTILITY FUND	TOTAL
PRIOR BDGTS					1,530,496	1,530,496
PRIOR EXP					1,530,496	1,530,496
BUDGET C/0					0	0
2025-2026 2026-2027 2027-2028 2028-2029 2029-2030						
BEYOND 2030					4,000,000	4,000,000
TOTAL COST					5,530,496	5,530,496

EXPENDITURE BREAKDOWN

EXPENDITURE BREAKDOWN	ENGINEERING	TESTING	LAND ACQUISITION	CONSTRUCTION	OTHER	TOTAL
PRIOR BDGTS					1,530,496	1,530,496
2025-2026 2026-2027 2027-2028 2028-2029 2029-2030						
BEYOND 2030					4,000,000	4,000,000
TOTAL COST					5,530,496	5,530,496

PROJECT SPECIFICATIONS

PROJECT DESCRIPTION:

Reconductoring approximately 7 miles of existing 636 AAC, 138 KV transmission lines to 636 ACCC conductor. This will increase the lines carrying capacity by roughly 95%.

PROJECT JUSTIFICATION:

MISO mandated for system reliability.

PROJECT PRIORITY: A

START DATE: N/A **EST TIME TO COMPLETE:** N/A

OPERATING BUDGET EFFECT:

X NONE ____ N/A ____ SEE DETAIL

SHEET A 2025-2026/2029-2030 CAPITAL IMPROVEMENTS PROGRAM

PROJECT TITLE: DG Hunter #5-11 Major Maintenance	**PROJECT CATEGORY:** Electric
PROJECT NUMBER: 721902	**COUNCIL DISTRICT #** N/A
DIVISION: Utilities	**DEPARTMENT:** Electric Distribution

PROJECT BUDGET

REVENUE BREAKDOWN

REVENUE SOURCES					UTILITY FUND	TOTAL
PRIOR BDGTS					11,532,075	11,532,075
PRIOR EXP					7,352,480	7,352,480
BUDGET C/0					4,179,595	4,179,595
2025-2026					500,000	500,000
2026-2027						
2027-2028						
2028-2029						
2029-2030						
BEYOND 2030					9,200,000	9,200,000
TOTAL COST					21,232,075	21,232,075

EXPENDITURE BREAKDOWN

EXPENDITURE BREAKDOWN	ENGINEERING	TESTING	LAND ACQUISITION	CONSTRUCTION	OTHER	TOTAL
PRIOR BDGTS					11,532,075	11,532,075
2025-2026					500,000	500,000
2026-2027						
2027-2028						
2028-2029						
2029-2030						
BEYOND 2030					9,200,000	9,200,000
TOTAL COST					21,232,075	21,232,075

PROJECT SPECIFICATIONS

PROJECT DESCRIPTION:

Major Maintenance of RICE units #5-11.

PROJECT JUSTIFICATION:

Required by the manufacturer's recommendation.

PROJECT PRIORITY: A

START DATE: 2023 **EST TIME TO COMPLETE:** 3 Years

OPERATING BUDGET EFFECT:

X NONE N/A SEE DETAIL

SHEET A 2025-2026/2029-2030 CAPITAL IMPROVEMENTS PROGRAM

PROJECT TITLE: TB3 to TB4 15kV Tieline	**PROJECT CATEGORY:** Electric
PROJECT NUMBER: 722201	**COUNCIL DISTRICT #** N/A
DIVISION: Utilities	**DEPARTMENT:** Electric Distribution

PROJECT BUDGET

REVENUE BREAKDOWN

REVENUE SOURCES					UTILITY FUND	TOTAL
PRIOR BDGTS					292,500	292,500
PRIOR EXP					200,130	200,130
BUDGET C/0					92,370	92,370
2025-2026						
2026-2027						
2027-2028					250,000	250,000
2028-2029					250,000	250,000
2029-2030					250,000	250,000
BEYOND 2030						
TOTAL COST					1,042,500	1,042,500

EXPENDITURE BREAKDOWN

EXPENDITURE BREAKDOWN	ENGINEERING	TESTING	LAND ACQUISITION	CONSTRUCTION	OTHER	TOTAL
PRIOR BDGTS					292,500	292,500
2025-2026						
2026-2027						
2027-2028					250,000	250,000
2028-2029					250,000	250,000
2029-2030					250,000	250,000
BEYOND 2030						
TOTAL COST					1,042,500	1,042,500

PROJECT SPECIFICATIONS

PROJECT DESCRIPTION:

Building new tie line for loading issues on circuit TB4.

PROJECT JUSTIFICATION:

Circuit improvements to assist in distributing load from circuit TB4.

PROJECT PRIORITY: A

START DATE: Ongoing **EST TIME TO COMPLETE:** N/A Ongoing

OPERATING BUDGET EFFECT:

X NONE N/A SEE DETAIL

SHEET A 2025-2026/2029-2030 CAPITAL IMPROVEMENTS PROGRAM

PROJECT TITLE: Roof Improvements/Replacements	**PROJECT CATEGORY:** Electric
PROJECT NUMBER: 722202	**COUNCIL DISTRICT #** N/A
DIVISION: Utilities	**DEPARTMENT:** Electric Distribution

PROJECT BUDGET

REVENUE BREAKDOWN

REVENUE SOURCES					UTILITY FUND	TOTAL
PRIOR BDGTS PRIOR EXP					85,000	85,000
BUDGET C/0					85,000	85,000
2025-2026 2026-2027 2027-2028 2028-2029 2029-2030						
BEYOND 2030						
TOTAL COST					85,000	85,000

EXPENDITURE BREAKDOWN

EXPENDITURE BREAKDOWN	ENGINEERING	TESTING	LAND ACQUISITION	CONSTRUCTION	OTHER	TOTAL
PRIOR BDGTS					85,000	85,000
2025-2026 2026-2027 2027-2028 2028-2029 2029-2030						
BEYOND 2030						
TOTAL COST					85,000	85,000

PROJECT SPECIFICATIONS

PROJECT DESCRIPTION:

Covered parking area in front of electric distribution building to replace roof damage by ice storm in 2020.

PROJECT JUSTIFICATION:

Covered parking are was destroyed during the ice storm in 2020. This project will replace the covered parking area .

PROJECT PRIORITY: A

START DATE: 2024 **EST TIME TO COMPLETE:** 1 Year

OPERATING BUDGET EFFECT:

X NONE N/A SEE DETAIL

SHEET A 2025-2026/2029-2030 CAPITAL IMPROVEMENTS PROGRAM

PROJECT TITLE: Step Up Transformer Switch Scheme	**PROJECT CATEGORY:** Electric
PROJECT NUMBER: 722203	**COUNCIL DISTRICT #** N/A
DIVISION: Utilities	**DEPARTMENT:** Electric Distribution

PROJECT BUDGET

REVENUE BREAKDOWN

REVENUE SOURCES					UTILITY FUND	TOTAL
PRIOR BDGTS PRIOR EXP					39,700	39,700
BUDGET C/0					39,700	39,700
2025-2026 2026-2027 2027-2028 2028-2029 2029-2030						
BEYOND 2030						
TOTAL COST					39,700	39,700

EXPENDITURE BREAKDOWN

EXPENDITURE BREAKDOWN	ENGINEERING	TESTING	LAND ACQUISITION	CONSTRUCTION	OTHER	TOTAL
PRIOR BDGTS					39,700	39,700
2025-2026 2026-2027 2027-2028 2028-2029 2029-2030						
BEYOND 2030						
TOTAL COST					39,700	39,700

PROJECT SPECIFICATIONS

PROJECT DESCRIPTION:

Power Plant - GSU switching .

PROJECT JUSTIFICATION:

GSU A and B have a switch to isolated switching without having to manually switch circuits in the field.

PROJECT PRIORITY: A

START DATE: 2024 **EST TIME TO COMPLETE:** N/A

OPERATING BUDGET EFFECT:

X NONE ____ N/A ____ SEE DETAIL

SHEET A 2025-2026/2029-2030 CAPITAL IMPROVEMENTS PROGRAM

PROJECT TITLE: BYC 1 Hot Gas Path	**PROJECT CATEGORY:** Electric
PROJECT NUMBER: 722302	**COUNCIL DISTRICT #** N/A
DIVISION: Utilities	**DEPARTMENT:** Electric Production

PROJECT BUDGET

REVENUE BREAKDOWN

REVENUE SOURCES					UTILITY FUND	TOTAL
PRIOR BDGTS					2,250,000	2,250,000
PRIOR EXP					1,223,074	1,223,074
BUDGET C/0					1,026,926	1,026,926
2025-2026						
2026-2027						
2027-2028					155,000	155,000
2028-2029					155,000	155,000
2029-2030						
BEYOND 2030					1,851,000	1,851,000
TOTAL COST					4,411,000	4,411,000

EXPENDITURE BREAKDOWN

EXPENDITURE BREAKDOWN	ENGINEERING	TESTING	LAND ACQUISITION	CONSTRUCTION	OTHER	TOTAL
PRIOR BDGTS					2,250,000	2,250,000
2025-2026						
2026-2027						
2027-2028					155,000	155,000
2028-2029					155,000	155,000
2029-2030						
BEYOND 2030					1,851,000	1,851,000
TOTAL COST					4,411,000	4,411,000

PROJECT SPECIFICATIONS

PROJECT DESCRIPTION:

Pull all combustion parts and send out for repair. Turbine buckets and nozzles on Stage 1 will be pulled out and sent for repair. Stages 2 and 3 will be inspected and repaired if needed.

PROJECT JUSTIFICATION:

GE recommended maintenance interval based on hot starts of the unit.

PROJECT PRIORITY: A

START DATE: 2024 **EST TIME TO COMPLETE:** 3 Years

OPERATING BUDGET EFFECT:

X NONE N/A SEE DETAIL

SHEET A 2025-2026/2029-2030 CAPITAL IMPROVEMENTS PROGRAM

PROJECT TITLE: Replace Feeder Cables-Plant, Twin Bridges	**PROJECT CATEGORY:** Electric
PROJECT NUMBER: 722303	**COUNCIL DISTRICT #** N/A
DIVISION: Utilities	**DEPARTMENT:** Electric Distribution

PROJECT BUDGET

REVENUE BREAKDOWN

REVENUE SOURCES					UTILITY FUND	TOTAL
PRIOR BDGTS					165,000	165,000
PRIOR EXP						
BUDGET C/0					165,000	165,000
2025-2026						
2026-2027					200,000	200,000
2027-2028					200,000	200,000
2028-2029					200,000	200,000
2029-2030						
BEYOND 2030						
TOTAL COST					765,000	765,000

EXPENDITURE BREAKDOWN

EXPENDITURE BREAKDOWN	ENGINEERING	TESTING	LAND ACQUISITION	CONSTRUCTION	OTHER	TOTAL
PRIOR BDGTS					165,000	165,000
2025-2026						
2026-2027					200,000	200,000
2027-2028					200,000	200,000
2028-2029					200,000	200,000
2029-2030						
BEYOND 2030						
TOTAL COST					765,000	765,000

PROJECT SPECIFICATIONS

PROJECT DESCRIPTION:

Replace circuit feeder cable - 500 KCMIL cable.

PROJECT JUSTIFICATION:

TB 2 and TB3 cables required replacement.

PROJECT PRIORITY: A

START DATE: 2024 **EST TIME TO COMPLETE:** Ongoing

OPERATING BUDGET EFFECT:

X NONE N/A SEE DETAIL

SHEET A 2025-2026/2029-2030 CAPITAL IMPROVEMENTS PROGRAM

PROJECT TITLE: Replace Bayou Rapides Switchgear	**PROJECT CATEGORY:** Electric
PROJECT NUMBER: 722305	**COUNCIL DISTRICT #** N/A
DIVISION: Utilities	**DEPARTMENT:** Electric Distribution

PROJECT BUDGET

REVENUE BREAKDOWN

REVENUE SOURCES					UTILITY FUND	TOTAL
PRIOR BDGTS					165,000	165,000
PRIOR EXP					19,500	19,500
BUDGET C/0					145,500	145,500
2025-2026					200,000	200,000
2026-2027					200,000	200,000
2027-2028					200,000	200,000
2028-2029					200,000	200,000
2029-2030						
BEYOND 2030						
TOTAL COST					965,000	965,000

EXPENDITURE BREAKDOWN

EXPENDITURE BREAKDOWN	ENGINEERING	TESTING	LAND ACQUISITION	CONSTRUCTION	OTHER	TOTAL
PRIOR BDGTS					165,000	165,000
2025-2026					200,000	200,000
2026-2027					200,000	200,000
2027-2028					200,000	200,000
2028-2029					200,000	200,000
2029-2030						
BEYOND 2030						
TOTAL COST					965,000	965,000

PROJECT SPECIFICATIONS

PROJECT DESCRIPTION:

Transformer 1 - switchgear replacement.

PROJECT JUSTIFICATION:

Switchgear was installed in 1972 and parts are not available repairs.

PROJECT PRIORITY: A

START DATE: 2025 **EST TIME TO COMPLETE:** Ongoing

OPERATING BUDGET EFFECT:

X NONE ..... N/A ..... SEE DETAIL

SHEET A 2025-2026/2029-2030 CAPITAL IMPROVEMENTS PROGRAM

PROJECT TITLE: Electric SCADA	**PROJECT CATEGORY:** Electric
PROJECT NUMBER: 722306	**COUNCIL DISTRICT #** N/A
DIVISION: Utilities	**DEPARTMENT:** Electric Distribution

PROJECT BUDGET

REVENUE BREAKDOWN

REVENUE SOURCES					UTILITY FUND	TOTAL
PRIOR BDGTS					122,000	122,000
PRIOR EXP					115,700	115,700
BUDGET C/0					6,300	6,300
2025-2026					100,000	100,000
2026-2027					100,000	100,000
2027-2028						
2028-2029						
2029-2030						
BEYOND 2030						
TOTAL COST					322,000	322,000

EXPENDITURE BREAKDOWN

EXPENDITURE BREAKDOWN	ENGINEERING	TESTING	LAND ACQUISITION	CONSTRUCTION	OTHER	TOTAL
PRIOR BDGTS					122,000	122,000
2025-2026					100,000	100,000
2026-2027					100,000	100,000
2027-2028						
2028-2029						
2029-2030						
BEYOND 2030						
TOTAL COST					322,000	322,000

PROJECT SPECIFICATIONS

PROJECT DESCRIPTION:

Upgrades needed for SCADA system.

PROJECT JUSTIFICATION:

Upgraded system last year to pay for license and maintenance on system.

PROJECT PRIORITY: A

START DATE: 2025 **EST TIME TO COMPLETE:** 3 Years

OPERATING BUDGET EFFECT:

X NONE N/A SEE DETAIL

SHEET A 2025-2026/2029-2030 CAPITAL IMPROVEMENTS PROGRAM

PROJECT TITLE:	PROJECT CATEGORY:
Staking Sheet Software & Mgt	Electric
PROJECT NUMBER: 722501	**COUNCIL DISTRICT #** N/A
DIVISION:	**DEPARTMENT:**
Utilities	Electric Distribution

PROJECT BUDGET

REVENUE BREAKDOWN

REVENUE SOURCES					UTILITY FUND	TOTAL
PRIOR BDGTS PRIOR EXP					75,000	75,000
BUDGET C/0					75,000	75,000
2025-2026					25,000	25,000
2026-2027					25,000	25,000
2027-2028					25,000	25,000
2028-2029					25,000	25,000
2029-2030					25,000	25,000
BEYOND 2030						
TOTAL COST					200,000	200,000

EXPENDITURE BREAKDOWN

EXPENDITURE BREAKDOWN	ENGINEERING	TESTING	LAND ACQUISITION	CONSTRUCTION	OTHER	TOTAL
PRIOR BDGTS					75,000	75,000
2025-2026					25,000	25,000
2026-2027					25,000	25,000
2027-2028					25,000	25,000
2028-2029					25,000	25,000
2029-2030					25,000	25,000
BEYOND 2030						
TOTAL COST					200,000	200,000

PROJECT SPECIFICATIONS

PROJECT DESCRIPTION:

Software to assist in developing material lists for work orders.

PROJECT JUSTIFICATION:

Software for design, calculations, and material list needed for cost analysis and to prepare work orders.

PROJECT PRIORITY: A

START DATE: 2025 **EST TIME TO COMPLETE:** Ongoing

OPERATING BUDGET EFFECT:

X NONE ..... N/A ..... SEE DETAIL

SHEET A 2025-2026/2029-2030 CAPITAL IMPROVEMENTS PROGRAM

PROJECT TITLE: Replace Transformers & Switch Gears	**PROJECT CATEGORY:** Electric
PROJECT NUMBER: 722601	**COUNCIL DISTRICT #** N/A
DIVISION: Utilities	**DEPARTMENT:** Electric Distribution

PROJECT BUDGET

REVENUE BREAKDOWN

REVENUE SOURCES					UTILITY FUND	TOTAL
PRIOR BDGTS PRIOR EXP						
BUDGET C/0						
2025-2026					1,000,000	1,000,000
2026-2027					1,000,000	1,000,000
2027-2028					1,000,000	1,000,000
2028-2029					1,000,000	1,000,000
2029-2030					1,000,000	1,000,000
BEYOND 2030						
TOTAL COST					5,000,000	5,000,000

EXPENDITURE BREAKDOWN

EXPENDITURE BREAKDOWN	ENGINEERING	TESTING	LAND ACQUISITION	CONSTRUCTION	OTHER	TOTAL
PRIOR BDGTS						0
2025-2026					1,000,000	1,000,000
2026-2027					1,000,000	1,000,000
2027-2028					1,000,000	1,000,000
2028-2029					1,000,000	1,000,000
2029-2030					1,000,000	1,000,000
BEYOND 2030						
TOTAL COST					5,000,000	5,000,000

PROJECT SPECIFICATIONS

PROJECT DESCRIPTION:

Substation transformer and switchgear replacements.

PROJECT JUSTIFICATION:

Transformers and switchgear many were installed in 1972 and need refurbishment or replacement..

PROJECT PRIORITY: A

START DATE: 2025 **EST TIME TO COMPLETE:** Ongoing

OPERATING BUDGET EFFECT:

X NONE ____ N/A ____ SEE DETAIL

SHEET A 2025-2026/2029-2030 CAPITAL IMPROVEMENTS PROGRAM

PROJECT TITLE:	PROJECT CATEGORY:
LA 28 West Load Study	Electric
PROJECT NUMBER: 722602	**COUNCIL DISTRICT #** N/A
DIVISION:	**DEPARTMENT:**
Utilities	Electric Distribution

PROJECT BUDGET

REVENUE BREAKDOWN

REVENUE SOURCES					UTILITY FUND	TOTAL
PRIOR BDGTS						
PRIOR EXP						
BUDGET C/0						
2025-2026					150,000	150,000
2026-2027						
2027-2028						
2028-2029						
2029-2030						
BEYOND 2030						
TOTAL COST					150,000	150,000

EXPENDITURE BREAKDOWN

EXPENDITURE BREAKDOWN	ENGINEERING	TESTING	LAND ACQUISITION	CONSTRUCTION	OTHER	TOTAL
PRIOR BDGTS						
2025-2026					150,000	150,000
2026-2027						
2027-2028						
2028-2029						
2029-2030						
BEYOND 2030						
TOTAL COST					150,000	150,000

PROJECT SPECIFICATIONS

PROJECT DESCRIPTION:

Load study for Twin Bridges Road Substation and LA 28 west corridor.

PROJECT JUSTIFICATION:

Load study for Twin Bridges Road Substation, circuits, and potential new substation for future growth for the western portion of Alexandria .

PROJECT PRIORITY: A

START DATE: 2025 **EST TIME TO COMPLETE:** Ongoing

OPERATING BUDGET EFFECT:

X NONE ____ N/A ____ SEE DETAIL

SHEET A 2025-2026/2029-2030 CAPITAL IMPROVEMENTS PROGRAM

PROJECT TITLE: Cooling Tower Removal	**PROJECT CATEGORY:** Electric
PROJECT NUMBER: N/A	**COUNCIL DISTRICT #** N/A
DIVISION: Utilities	**DEPARTMENT:** Electric Distribution

PROJECT BUDGET

REVENUE BREAKDOWN

REVENUE SOURCES					UTILITY FUND	TOTAL
PRIOR BDGTS PRIOR EXP						
BUDGET C/0						
2025-2026 2026-2027 2027-2028 2028-2029 2029-2030					100,000	100,000
BEYOND 2030						
TOTAL COST					100,000	100,000

EXPENDITURE BREAKDOWN

EXPENDITURE BREAKDOWN	ENGINEERING	TESTING	LAND ACQUISITION	CONSTRUCTION	OTHER	TOTAL
PRIOR BDGTS						
2025-2026 2026-2027 2027-2028 2028-2029 2029-2030					100,000	100,000
BEYOND 2030						
TOTAL COST					100,000	100,000

PROJECT SPECIFICATIONS

PROJECT DESCRIPTION:

Remove decommissioned cool tower for DG Hunter Power Station.

PROJECT JUSTIFICATION:

Cooling tower is deteriorating rapidly and needs to be removed .

PROJECT PRIORITY: A

START DATE: 2025 **EST TIME TO COMPLETE:** Ongoing

OPERATING BUDGET EFFECT:

X NONE N/A SEE DETAIL

SHEET A 2025-2026/2029-2030 CAPITAL IMPROVEMENTS PROGRAM

PROJECT TITLE: Mobile Substation	**PROJECT CATEGORY:** Electric
PROJECT NUMBER: N/A	**COUNCIL DISTRICT #** N/A
DIVISION: Utilities	**DEPARTMENT:** Electric Distribution

PROJECT BUDGET

REVENUE BREAKDOWN

REVENUE SOURCES					UTILITY FUND	TOTAL
PRIOR BDGTS PRIOR EXP						
BUDGET C/0						
2025-2026 2026-2027 2027-2028 2028-2029 2029-2030						
BEYOND 2030					5,000,000	5,000,000
TOTAL COST					5,000,000	5,000,000

EXPENDITURE BREAKDOWN

EXPENDITURE BREAKDOWN	ENGINEERING	TESTING	LAND ACQUISITION	CONSTRUCTION	OTHER	TOTAL
PRIOR BDGTS						
2025-2026 2026-2027 2027-2028 2028-2029 2029-2030						
BEYOND 2030					5,000,000	5,000,000
TOTAL COST					5,000,000	5,000,000

PROJECT SPECIFICATIONS

PROJECT DESCRIPTION:

Mobile station needed as a backup transformer for emergency purposes.

PROJECT JUSTIFICATION:

Due to the age of transformers and switch gears at substations, this mobile generation station is needed to continue operations when transformers are being repaired or need replacement.

PROJECT PRIORITY: A

START DATE: 2025 **EST TIME TO COMPLETE:** Ongoing

OPERATING BUDGET EFFECT:

X NONE ____ N/A ____ SEE DETAIL

SHEET A 2025-2026/2029-2030 CAPITAL IMPROVEMENTS PROGRAM

PROJECT TITLE: DG Hunter Automation	**PROJECT CATEGORY:** Electric
PROJECT NUMBER: N/A	**COUNCIL DISTRICT #** N/A
DIVISION: Utilities	**DEPARTMENT:** Electric Production

PROJECT BUDGET

REVENUE BREAKDOWN

REVENUE SOURCES					UTILITY FUND	TOTAL
PRIOR BDGTS PRIOR EXP						
BUDGET C/0						
2025-2026 2026-2027 2027-2028 2028-2029 2029-2030						
BEYOND 2030					1,400,000	1,400,000
TOTAL COST					1,400,000	1,400,000

EXPENDITURE BREAKDOWN

EXPENDITURE BREAKDOWN	ENGINEERING	TESTING	LAND ACQUISITION	CONSTRUCTION	OTHER	TOTAL
PRIOR BDGTS						
2025-2026 2026-2027 2027-2028 2028-2029 2029-2030						
BEYOND 2030					1,400,000	1,400,000
TOTAL COST					1,400,000	1,400,000

PROJECT SPECIFICATIONS

PROJECT DESCRIPTION:

Upgrade of HMI system.

PROJECT JUSTIFICATION:

System Upgrade.

PROJECT PRIORITY: A

START DATE: N/A **EST TIME TO COMPLETE:** N/A

OPERATING BUDGET EFFECT:

X NONE ..... N/A ..... SEE DETAIL

SHEET A 2025-2026/2029-2030 CAPITAL IMPROVEMENTS PROGRAM

PROJECT TITLE: Power Plant GSU Switch Upgrade	**PROJECT CATEGORY:** Electric
PROJECT NUMBER: N/A	**COUNCIL DISTRICT #** N/A
DIVISION: Utilities	**DEPARTMENT:** Electric Distribution

PROJECT BUDGET

REVENUE BREAKDOWN

REVENUE SOURCES					UTILITY FUND	TOTAL
PRIOR BDGTS PRIOR EXP						
BUDGET C/0						
2025-2026 2026-2027 2027-2028 2028-2029 2029-2030						
BEYOND 2030					350,000	350,000
TOTAL COST					350,000	350,000

EXPENDITURE BREAKDOWN

EXPENDITURE BREAKDOWN	ENGINEERING	TESTING	LAND ACQUISITION	CONSTRUCTION	OTHER	TOTAL
PRIOR BDGTS						
2025-2026 2026-2027 2027-2028 2028-2029 2029-2030						
BEYOND 2030					350,000	350,000
TOTAL COST					350,000	350,000

PROJECT SPECIFICATIONS

PROJECT DESCRIPTION:

Add switches to safely switch between main and reserve GSU's for operation and testing.

PROJECT JUSTIFICATION:

Current system lacks efficiency and would cause multi day outage to change over from one to other for daily operations or testing of GSU's.

PROJECT PRIORITY: A

START DATE: N/A **EST TIME TO COMPLETE:** N/A

OPERATING BUDGET EFFECT:

X NONE ____ N/A ____ SEE DETAIL

SHEET A 2025-2026/2029-2030 CAPITAL IMPROVEMENTS PROGRAM

PROJECT TITLE: Paint Substation Transformers/Switchgear	**PROJECT CATEGORY:** Electric
PROJECT NUMBER: N/A	**COUNCIL DISTRICT #** N/A
DIVISION: Utilities	**DEPARTMENT:** Electric Distribution

PROJECT BUDGET

REVENUE BREAKDOWN

REVENUE SOURCES					UTILITY FUND	TOTAL
PRIOR BDGTS PRIOR EXP						
BUDGET C/0						
2025-2026 2026-2027 2027-2028 2028-2029 2029-2030						
BEYOND 2030					125,000	125,000
TOTAL COST					125,000	125,000

EXPENDITURE BREAKDOWN

EXPENDITURE BREAKDOWN	ENGINEERING	TESTING	LAND ACQUISITION	CONSTRUCTION	OTHER	TOTAL
PRIOR BDGTS						0
2025-2026 2026-2027 2027-2028 2028-2029 2029-2030						
BEYOND 2030					125,000	125,000
TOTAL COST					125,000	125,000

PROJECT SPECIFICATIONS

PROJECT DESCRIPTION:

Repaint substation transformers and switchgear at various substations.

PROJECT JUSTIFICATION:

Needed to prevent damage to internal components.

PROJECT PRIORITY: A

START DATE: N/A **EST TIME TO COMPLETE:** N/A

OPERATING BUDGET EFFECT:

X NONE ____ N/A ____ SEE DETAIL

SHEET A 2025-2026/2029-2030 CAPITAL IMPROVEMENTS PROGRAM

PROJECT TITLE: Replace Prescott Swichgear #1	**PROJECT CATEGORY:** Electric
PROJECT NUMBER: N/A	**COUNCIL DISTRICT #** N/A
DIVISION: Utilities	**DEPARTMENT:** Electric Distribution

PROJECT BUDGET

REVENUE BREAKDOWN

REVENUE SOURCES					UTILITY FUND	TOTAL
PRIOR BDGTS PRIOR EXP						
BUDGET C/0						
2025-2026 2026-2027 2027-2028 2028-2029 2029-2030						
BEYOND 2030					675,000	675,000
TOTAL COST					675,000	675,000

EXPENDITURE BREAKDOWN

EXPENDITURE BREAKDOWN	ENGINEERING	TESTING	LAND ACQUISITION	CONSTRUCTION	OTHER	TOTAL
PRIOR BDGTS						
2025-2026 2026-2027 2027-2028 2028-2029 2029-2030						
BEYOND 2030					675,000	675,000
TOTAL COST					675,000	675,000

PROJECT SPECIFICATIONS

PROJECT DESCRIPTION:

Replace existing switchgear at Prescott Road Substation.

PROJECT JUSTIFICATION:

Improve reliability of power to customers.

PROJECT PRIORITY: A

START DATE: N/A **EST TIME TO COMPLETE:** N/A

OPERATING BUDGET EFFECT:

X NONE ____ N/A ____ SEE DETAIL

SHEET A 2025-2026/2029-2030 CAPITAL IMPROVEMENTS PROGRAM

PROJECT TITLE: Replace Prescott Transformer #2	**PROJECT CATEGORY:** Electric
PROJECT NUMBER: N/A	**COUNCIL DISTRICT #** N/A
DIVISION: Utilities	**DEPARTMENT:** Electric Distribution

PROJECT BUDGET

REVENUE BREAKDOWN

REVENUE SOURCES					UTILITY FUND	TOTAL
PRIOR BDGTS PRIOR EXP						
BUDGET C/0						
2025-2026 2026-2027 2027-2028 2028-2029 2029-2030						
BEYOND 2030					900,000	900,000
TOTAL COST					900,000	900,000

EXPENDITURE BREAKDOWN

EXPENDITURE BREAKDOWN	ENGINEERING	TESTING	LAND ACQUISITION	CONSTRUCTION	OTHER	TOTAL
PRIOR BDGTS						
2025-2026 2026-2027 2027-2028 2028-2029 2029-2030						
BEYOND 2030					900,000	900,000
TOTAL COST					900,000	900,000

PROJECT SPECIFICATIONS

PROJECT DESCRIPTION:

Replace Tranformer #2 at the Prescott Road Substation.

PROJECT JUSTIFICATION:

Existing transformer was placed in 1971. Replacement is needed to continue reliability of power to customers.

PROJECT PRIORITY: A

START DATE: N/A **EST TIME TO COMPLETE:** N/A

OPERATING BUDGET EFFECT:

X NONE ____ N/A ____ SEE DETAIL

SHEET A 2025-2026/2029-2030 CAPITAL IMPROVEMENTS PROGRAM

PROJECT TITLE: Willow Glen Breaker & Switch Rep	**PROJECT CATEGORY:** Electric
PROJECT NUMBER: N/A	**COUNCIL DISTRICT #** N/A
DIVISION: Utilities	**DEPARTMENT:** Electric Distribution

PROJECT BUDGET

REVENUE BREAKDOWN

REVENUE SOURCES					UTILITY FUND	TOTAL
PRIOR BDGTS PRIOR EXP						
BUDGET C/0						
2025-2026 2026-2027 2027-2028 2028-2029 2029-2030						
BEYOND 2030					2,000,000	2,000,000
TOTAL COST					2,000,000	2,000,000

EXPENDITURE BREAKDOWN

EXPENDITURE BREAKDOWN	ENGINEERING	TESTING	LAND ACQUISITION	CONSTRUCTION	OTHER	TOTAL
PRIOR BDGTS						
2025-2026 2026-2027 2027-2028 2028-2029 2029-2030						
BEYOND 2030					2,000,000	2,000,000
TOTAL COST	0			0	2,000,000	2,000,000

PROJECT SPECIFICATIONS

PROJECT DESCRIPTION:

Replace Breaker and Switch at the Willow Glen Road Substation.

PROJECT JUSTIFICATION:

Existing equipment is past useful life.

PROJECT PRIORITY: A

START DATE: N/A **EST TIME TO COMPLETE:** N/A

OPERATING BUDGET EFFECT:

X NONE ____ N/A ____ SEE DETAIL

SHEET A 2025-2026/2029-2030 CAPITAL IMPROVEMENTS PROGRAM

PROJECT TITLE:	PROJECT CATEGORY:
Twin Bridges Breaker & Switch Rep	Electric
PROJECT NUMBER: N/A	**COUNCIL DISTRICT #** N/A
DIVISION:	**DEPARTMENT:**
Utilities	Electric Distribution

PROJECT BUDGET

REVENUE BREAKDOWN

REVENUE SOURCES					UTILITY FUND	TOTAL
PRIOR BDGTS PRIOR EXP						
BUDGET C/0						
2025-2026 2026-2027 2027-2028 2028-2029 2029-2030						
BEYOND 2030					2,000,000	2,000,000
TOTAL COST					2,000,000	2,000,000

EXPENDITURE BREAKDOWN

EXPENDITURE BREAKDOWN	ENGINEERING	TESTING	LAND ACQUISITION	CONSTRUCTION	OTHER	TOTAL
PRIOR BDGTS						
2025-2026 2026-2027 2027-2028 2028-2029 2029-2030						
BEYOND 2030					2,000,000	2,000,000
TOTAL COST	0			0	2,000,000	2,000,000

PROJECT SPECIFICATIONS

PROJECT DESCRIPTION:

Replace Breaker and Switch at the Twin Bridges Road Substation.

PROJECT JUSTIFICATION:

Existing equipment is past useful life.

PROJECT PRIORITY: A

START DATE: N/A **EST TIME TO COMPLETE:** N/A

OPERATING BUDGET EFFECT:

X NONE ____ N/A ____ SEE DETAIL

********This Page Intentionally Left Blank********

TABLE OF CONTENTS

WATER

			PAGE
750004	Waterline Replacement & Rehab	.....	174
751001	Water Well Reclamation	.....	175
751202	Drill New Water Wells	.....	176
751302	McNutt Field Water Feeder Line	.....	177
751602	Fire Hydrant Thread Standardization	.....	178
752001	Martha Lane/Paris St Water	.....	179
752201	Water Production Stand By Generation	.....	180
752202	Water Storage Security Cameras	.....	181
752203	Ground Storage Tower & Roof	.....	182
752204	Adams Tank Repair & Paint	.....	183
752205	Kisatchie Ground Storage Aeration	.....	184
752206	Kisatchie By Pass Phase I	.....	185
752301	LSL Inventory Project	.....	186
752401	Hwy 1 South Ground Storage Tank	.....	187
752501	Adams Pump Station Line Renovation	.....	188
752502	Tank Inspections	.....	189
*	Sterkx Road Materials Storage Cover	.....	190
*	12" Main Bennett to Tulane	.....	191
*	Industrial Park Tank Repair & Paint	.....	192
*	Hamilton Tank Painting	.....	193
*	Shell Road Tank Painting	.....	194
*	Hwy 28 Water Main Improvements	.....	195
*	City Wide Meter Replacements	.....	196
*	24" Main Annadale Road	.....	197
*	12" Main England Dr to Highway 1	.....	198
*	2 Way Radio Water	.....	199
*	Russell/Rogers/Gay Rd Water Rep	.....	200

2025-2026
COMBINED CAPITAL PROJECTS
SOURCES OF FUNDING SUMMARY

WATER

PROJECT IDENTIFICATION	SALES TAXES	AD VAL TAX- 14	AD VAL TAX- 18	FEDERAL FUNDS	STATE FUNDS	UTILITY FUND	OTHER	TOTALS
Fire Hydrant Thread Standardization						(17,260)		(17,260)
Martha Lane/Paris St Water						(139,743)		(139,743)
Water Security Cameras						20,000		20,000
Tank Inspections						100,000		100,000
Total Water	0	0	0	0	0	(37,003)	0	(37,003)

2025-2026
ENTERPRISE CAPITAL PROJECTS
FIVE YEAR CAPITAL PLAN

WATER

PROJ #	PROJECT IDENTIFICATION	BUDGET C/O	FISCAL YEAR 25-26	26-27	27-28	28-29	29-30	TOTAL 5 YEAR	BEYOND 2030	TOTAL COST
750004	Waterline Replacement & Rehab	1,019,551			2,000,000	2,000,000		4,000,000	4,000,000	8,000,000
751001	Water Well Reclamation	997,623			750,000	750,000		1,500,000	1,500,000	3,000,000
751202	Drill New Water Wells	1,283,820			1,300,000	1,300,000		2,600,000	2,600,000	5,200,000
751302	McNutt Field Water Feeder Line	0						0	2,150,000	2,150,000
751602	Fire Hydrant Thread Standardization	17,260	(17,260)					(17,260)		(17,260)
752001	Martha Lane/Paris St Water	139,743	(139,743)					(139,743)		(139,743)
752201	Water Production Stand By Generation	1,720,734	0	150,000	150,000	150,000		450,000		450,000
752202	Water Storage Security Cameras	95,848	20,000	20,000	20,000	20,000		80,000		80,000
752203	Ground Storage Tower & Roof	35,303						0		0
752204	Adams Tank Repair & Paint	1,039,275						0		0
752205	Kisatchie Ground Storage Aeration	829,735						0		0
752206	Kisatchie By Pass Phase I	1,469,559						0	1,350,000	1,350,000
752301	LSL Inventory Project	344,321						0	600,000	600,000
752401	Hwy 1 South Ground Storage Tank	3,915,846						0		0
752501	Adams Pump Station Line Renovation	2,820,000						0		0
752502	Tank Inspections	84,987	100,000	100,000	100,000	100,000	100,000	500,000	100,000	500,000
*	Sterkx Road Materials Storage Cover	0						0	250,000	250,000
*	12" Main Bennett to Tulane	0						0	389,000	389,000
*	Industrial Park Tank Repair & Paint	0						0	900,000	900,000
*	Hamilton Tank Painting	0						0	900,000	900,000
*	Shell Road Tank Painting	0						0	900,000	900,000
*	Hwy 28 Water Main Improvements	0						0	525,960	525,960
*	City Wide Meter Replacements	0						0	720,000	720,000
*	24" Main Annadale Road	0						0	790,000	790,000
*	12" Main England Dr to Highway 1	0						0	869,000	869,000
*	2 Way Radio Water	0						0	120,000	120,000
*	Russell/Rogers/Gay Rd Water Rep	0						0	975,000	975,000
	Total Water	15,813,605	(37,003)	270,000	4,320,000	4,320,000	100,000	8,972,997	19,638,960	28,511,957

* Project Number to be Assigned

@ New or Revised Projects

⋮⋮⋮⋮⋮⋮ Projects to be closed

SHEET A 2025-2026/2029-2030 CAPITAL IMPROVEMENTS PROGRAM

PROJECT TITLE: Waterline Replacement & Rehab	**PROJECT CATEGORY:** Water
PROJECT NUMBER: 750004	**COUNCIL DISTRICT #** N/A
DIVISION: Utilities	**DEPARTMENT:** Water

PROJECT BUDGET

REVENUE BREAKDOWN

REVENUE SOURCES					UTILITY FUND	TOTAL
PRIOR BDGTS					5,520,611	5,520,611
PRIOR EXP					4,501,060	4,501,060
BUDGET C/0					1,019,551	1,019,551
2025-2026						
2026-2027						
2027-2028					2,000,000	2,000,000
2028-2029					2,000,000	2,000,000
2029-2030						
BEYOND 2030					4,000,000	4,000,000
TOTAL COST					13,520,611	13,520,611

EXPENDITURE BREAKDOWN

EXPENDITURE BREAKDOWN	ENGINEERING	TESTING	LAND ACQUISITION	CONSTRUCTION	OTHER	TOTAL
PRIOR BDGTS	25,000			5,495,611		5,520,611
2025-2026						
2026-2027						
2027-2028				2,000,000		2,000,000
2028-2029				2,000,000		2,000,000
2029-2030						
BEYOND 2030				4,000,000		4,000,000
TOTAL COST	25,000	0	0	13,495,611	0	13,520,611

PROJECT SPECIFICATIONS

PROJECT DESCRIPTION:

Replace deteriorated water lines within the City.

PROJECT JUSTIFICATION:

Many lines have exceeded their engineered life expectancy.

PROJECT PRIORITY: A

START DATE: Ongoing **EST TIME TO COMPLETE:** As needed

OPERATING BUDGET EFFECT:

[ ] NONE [X] N/A [ ] SEE DETAIL

SHEET A 2025-2026/2029-2030 CAPITAL IMPROVEMENTS PROGRAM

PROJECT TITLE: Water Well Reclamation	**PROJECT CATEGORY:** Water
PROJECT NUMBER: 751001	**COUNCIL DISTRICT #** N/A
DIVISION: Utilities	**DEPARTMENT:** Water

PROJECT BUDGET

REVENUE BREAKDOWN

REVENUE SOURCES			FEDERAL ARPA	Utility Revenue Bonds 2014	UTILITY FUND	TOTAL
PRIOR BDGTS			817,567	376,699	7,027,089	8,221,355
PRIOR EXP			817,567	376,699	6,029,466	7,223,732
BUDGET C/0			0	0	997,623	997,623
2025-2026						
2026-2027						
2027-2028					750,000	750,000
2028-2029					750,000	750,000
2029-2030						
BEYOND 2030					1,500,000	1,500,000
TOTAL COST				376,699	10,027,089	11,221,355

EXPENDITURE BREAKDOWN

EXPENDITURE BREAKDOWN	ENGINEERING	TESTING	LAND ACQUISITION	CONSTRUCTION	OTHER	TOTAL
PRIOR BDGTS	200,000			8,021,355		8,221,355
2025-2026						
2026-2027						
2027-2028				750,000		750,000
2028-2029				750,000		750,000
2029-2030						
BEYOND 2030				1,500,000		1,500,000
TOTAL COST	200,000	0	0	11,021,355	0	11,221,355

PROJECT SPECIFICATIONS

PROJECT DESCRIPTION:

Reclaim abandoned water well within the City's corporate limits.

PROJECT JUSTIFICATION:

Increasing water production inside the City would reduce dependency on the Kisatchie Well Field in time of emergency.

PROJECT PRIORITY: A

START DATE: Ongoing **EST TIME TO COMPLETE:** Ongoing

OPERATING BUDGET EFFECT:

[ ] NONE [X] N/A [ ] SEE DETAIL

SHEET A 2025-2026/2029-2030 CAPITAL IMPROVEMENTS PROGRAM

PROJECT TITLE: Drill New Water Wells	**PROJECT CATEGORY:** Water
PROJECT NUMBER: 751202	**COUNCIL DISTRICT #** N/A
DIVISION: Utilities	**DEPARTMENT:** Water

PROJECT BUDGET

REVENUE BREAKDOWN

REVENUE SOURCES				UTILITY FUND	STATE DHH LOAN	TOTAL
PRIOR BDGTS				3,858,501	2,583,700	6,442,201
PRIOR EXP				2,574,681	2,583,700	5,158,381
BUDGET C/0				1,283,820	0	1,283,820
2025-2026						
2026-2027						
2027-2028				1,300,000		1,300,000
2028-2029				1,300,000		1,300,000
2029-2030						
BEYOND 2030				2,600,000		2,600,000
TOTAL COST				9,058,501	2,583,700	11,642,201

EXPENDITURE BREAKDOWN

EXPENDITURE BREAKDOWN	ENGINEERING	TESTING	LAND ACQUISITION	CONSTRUCTION	OTHER	TOTAL
PRIOR BDGTS				6,442,201		6,442,201
2025-2026						
2026-2027						
2027-2028				1,300,000		1,300,000
2028-2029				1,300,000		1,300,000
2029-2030						
BEYOND 2030				2,600,000		2,600,000
TOTAL COST				11,642,201	0	11,642,201

PROJECT SPECIFICATIONS

PROJECT DESCRIPTION:

Redrill or replace water wells.

PROJECT JUSTIFICATION:

Wells have to be replaced or redrilled as they approach their useful lives.

PROJECT PRIORITY: A

START DATE: Ongoing **EST TIME TO COMPLETE:** Ongoing

OPERATING BUDGET EFFECT:

[ ] NONE [X] N/A [ ] SEE DETAIL

SHEET A 2025-2026/2029-2030 CAPITAL IMPROVEMENTS PROGRAM

PROJECT TITLE:	PROJECT CATEGORY:
McNutt Field Water Feeder Line	Water
PROJECT NUMBER: 751302	**COUNCIL DISTRICT #** N/A
DIVISION: Utilities	**DEPARTMENT:** Water

PROJECT BUDGET

REVENUE BREAKDOWN

REVENUE SOURCES					UTILITY FUND	TOTAL
PRIOR BDGTS					527,627	527,627
PRIOR EXP					527,627	527,627
BUDGET C/0					0	0
2025-2026 2026-2027 2027-2028 2028-2029 2029-2030						
BEYOND 2030					2,150,000	2,150,000
TOTAL COST					2,677,627	2,677,627

EXPENDITURE BREAKDOWN

EXPENDITURE BREAKDOWN	ENGINEERING	TESTING	LAND ACQUISITION	CONSTRUCTION	OTHER	TOTAL
PRIOR BDGTS					527,627	527,627
2025-2026 2026-2027 2027-2028 2028-2029 2029-2030						
BEYOND 2030					2,150,000	2,150,000
TOTAL COST					2,677,627	2,677,627

PROJECT SPECIFICATIONS

PROJECT DESCRIPTION:

Replace water line main from McNutt Well Field to Hwy 1 Tank.

PROJECT JUSTIFICATION:

Existing DI main is deteriorated and in need of replacement.

PROJECT PRIORITY: A

START DATE: N/A **EST TIME TO COMPLETE:** N/A

OPERATING BUDGET EFFECT:

[ ] NONE [X] N/A [ ] SEE DETAIL

SHEET A 2025-2026/2029-2030 CAPITAL IMPROVEMENTS PROGRAM

PROJECT TITLE: Fire Hydrant Thread Standardization	**PROJECT CATEGORY:** Water
PROJECT NUMBER: 751602	**COUNCIL DISTRICT #** N/A
DIVISION: Utilities	**DEPARTMENT:** Water

PROJECT BUDGET

REVENUE BREAKDOWN

REVENUE SOURCES					UTILITY FUND	TOTAL
PRIOR BDGTS					40,000	40,000
PRIOR EXP					22,740	22,740
BUDGET C/0					17,260	17,260
2025-2026					(17,260)	(17,260)
2026-2027						
2027-2028						
2028-2029						
2029-2030						
BEYOND 2030						0
TOTAL COST					22,740	22,740

EXPENDITURE BREAKDOWN

EXPENDITURE BREAKDOWN	ENGINEERING	TESTING	LAND ACQUISITION	CONSTRUCTION	OTHER	TOTAL
PRIOR BDGTS					40,000	40,000
2025-2026					(17,260)	(17,260)
2026-2027						
2027-2028						
2028-2029						
2029-2030						
BEYOND 2030						0
TOTAL COST					22,740	22,740

PROJECT SPECIFICATIONS

PROJECT DESCRIPTION:

Install thread adapters for uniformity of Fire connections.

PROJECT JUSTIFICATION:

Standardized threads will be easier to maintain and faster to utilize in an emergency.

PROJECT PRIORITY: A

START DATE: Ongoing **EST TIME TO COMPLETE:** Ongoing

OPERATING BUDGET EFFECT:

NONE X N/A SEE DETAIL

SHEET A 2025-2026/2029-2030 CAPITAL IMPROVEMENTS PROGRAM

PROJECT TITLE:	PROJECT CATEGORY:
Martha Lane/Paris St Water	Water
PROJECT NUMBER: 752001	**COUNCIL DISTRICT #** 1
DIVISION: Utilities	**DEPARTMENT:** Water

PROJECT BUDGET

REVENUE BREAKDOWN

REVENUE SOURCES					UTILITY FUND	TOTAL
PRIOR BDGTS					500,000	500,000
PRIOR EXP					360,257	360,257
BUDGET C/0					139,743	139,743
2025-2026					(139,743)	(139,743)
2026-2027						
2027-2028						
2028-2029						
2029-2030						
BEYOND 2030						
TOTAL COST					360,257	360,257

EXPENDITURE BREAKDOWN

EXPENDITURE BREAKDOWN	ENGINEERING	TESTING	LAND ACQUISITION	CONSTRUCTION	OTHER	TOTAL
PRIOR BDGTS				500,000		500,000
2025-2026				(139,743)		(139,743)
2026-2027						
2027-2028						
2028-2029						
2029-2030						
BEYOND 2030						
TOTAL COST				360,257		360,257

PROJECT SPECIFICATIONS

PROJECT DESCRIPTION:

Construction of 8" Water Main.

PROJECT JUSTIFICATION:

Replace existing wall fiber piped main with C-900 PVC main. Existing material is brittle and difficult to repair.

PROJECT PRIORITY: A

START DATE: 2022 **EST TIME TO COMPLETE:** 3 Years

OPERATING BUDGET EFFECT:

[ ] NONE [X] N/A [ ] SEE DETAIL

SHEET A 2025-2026/2029-2030 CAPITAL IMPROVEMENTS PROGRAM

PROJECT TITLE: Water Production Stand By Generation	**PROJECT CATEGORY:** Water
PROJECT NUMBER: 752201	**COUNCIL DISTRICT #** N/A
DIVISION: Utilities	**DEPARTMENT:** Water

PROJECT BUDGET

REVENUE BREAKDOWN

REVENUE SOURCES					UTILITY FUND	TOTAL
PRIOR BDGTS					2,894,490	2,894,490
PRIOR EXP					1,173,756	1,173,756
BUDGET C/0					1,720,734	1,720,734
2025-2026						
2026-2027					150,000	150,000
2027-2028					150,000	150,000
2028-2029					150,000	150,000
2029-2030						
BEYOND 2030						
TOTAL COST					3,344,490	3,344,490

EXPENDITURE BREAKDOWN

EXPENDITURE BREAKDOWN	ENGINEERING	TESTING	LAND ACQUISITION	CONSTRUCTION	OTHER	TOTAL
PRIOR BDGTS					2,894,490	2,894,490
2025-2026						
2026-2027					150,000	150,000
2027-2028					150,000	150,000
2028-2029					150,000	150,000
2029-2030						
BEYOND 2030						
TOTAL COST					3,344,490	3,344,490

PROJECT SPECIFICATIONS

PROJECT DESCRIPTION:

Installation of standy by electrical generation for water wellls and booster stations.

PROJECT JUSTIFICATION:

Required by LDH to fulfill Maximum Daily Demand in the event of power failure.

PROJECT PRIORITY: A

START DATE: 2022 **EST TIME TO COMPLETE:** 4 Years

OPERATING BUDGET EFFECT:

NONE X N/A SEE DETAIL

SHEET A 2025-2026/2029-2030 CAPITAL IMPROVEMENTS PROGRAM

PROJECT TITLE: Water Storage Security Cameras	**PROJECT CATEGORY:** Water
PROJECT NUMBER: 752202	**COUNCIL DISTRICT #** N/A
DIVISION: Utilities	**DEPARTMENT:** Water

PROJECT BUDGET

REVENUE BREAKDOWN

REVENUE SOURCES					UTILITY FUND	TOTAL
PRIOR BDGTS					300,950	300,950
PRIOR EXP					205,102	205,102
BUDGET C/0					95,848	95,848
2025-2026					20,000	20,000
2026-2027					20,000	20,000
2027-2028					20,000	20,000
2028-2029					20,000	20,000
2029-2030						
BEYOND 2030						
TOTAL COST					380,950	380,950

EXPENDITURE BREAKDOWN

EXPENDITURE BREAKDOWN	ENGINEERING	TESTING	LAND ACQUISITION	CONSTRUCTION	OTHER	TOTAL
PRIOR BDGTS					300,950	300,950
2025-2026					20,000	20,000
2026-2027					20,000	20,000
2027-2028					20,000	20,000
2028-2029					20,000	20,000
2029-2030						
BEYOND 2030						
TOTAL COST					380,950	380,950

PROJECT SPECIFICATIONS

PROJECT DESCRIPTION:

Installation of camera equipment of Water Storage Facilities and Chlorine Injection Sites.

PROJECT JUSTIFICATION:

Provide 24 surveillance.

PROJECT PRIORITY: A

START DATE: 2023 **EST TIME TO COMPLETE:** 2 Years

OPERATING BUDGET EFFECT:

[ ] NONE [X] N/A [ ] SEE DETAIL

SHEET A 2025-2026/2029-2030 CAPITAL IMPROVEMENTS PROGRAM

PROJECT TITLE:	PROJECT CATEGORY:
Ground Storage Tower & Roof	Water
PROJECT NUMBER: 752203	**COUNCIL DISTRICT #** N/A
DIVISION: Utilities	**DEPARTMENT:** Water

PROJECT BUDGET

REVENUE BREAKDOWN

REVENUE SOURCES					UTILITY FUND	TOTAL
PRIOR BDGTS					155,100	155,100
PRIOR EXP					119,797	119,797
BUDGET C/0					35,303	35,303
2025-2026						
2026-2027						
2027-2028						
2028-2029						
2029-2030						
BEYOND 2030						
TOTAL COST					155,100	155,100

EXPENDITURE BREAKDOWN

EXPENDITURE BREAKDOWN	ENGINEERING	TESTING	LAND ACQUISITION	CONSTRUCTION	OTHER	TOTAL
PRIOR BDGTS					155,100	155,100
2025-2026						
2026-2027						
2027-2028						
2028-2029						
2029-2030						
BEYOND 2030						
TOTAL COST					155,100	155,100

PROJECT SPECIFICATIONS

PROJECT DESCRIPTION:

Repairs to building roof at Ground Storage and replacement of SCADA tower.

PROJECT JUSTIFICATION:

Damage sustained during Hurricane Laura.

PROJECT PRIORITY: A

START DATE: 2022 **EST TIME TO COMPLETE:** 2 Years

OPERATING BUDGET EFFECT:

[ ] NONE [X] N/A [ ] SEE DETAIL

SHEET A 2025-2026/2029-2030 CAPITAL IMPROVEMENTS PROGRAM

PROJECT TITLE: Adams Tank Repair & Paint	**PROJECT CATEGORY:** Water
PROJECT NUMBER: 752204	**COUNCIL DISTRICT #** N/A
DIVISION: Utilities	**DEPARTMENT:** Water

PROJECT BUDGET

REVENUE BREAKDOWN

REVENUE SOURCES				UTILITY FUND	FEDERAL ARPA	TOTAL
PRIOR BDGTS				1,377,565	472,435	1,850,000
PRIOR EXP				338,290	472,435	810,725
BUDGET C/0				1,039,275	0	1,039,275
2025-2026 2026-2027 2027-2028 2028-2029 2029-2030						
BEYOND 2030						0
TOTAL COST				1,377,565	472,435	1,850,000

EXPENDITURE BREAKDOWN

EXPENDITURE BREAKDOWN	ENGINEERING	TESTING	LAND ACQUISITION	CONSTRUCTION	OTHER	TOTAL
PRIOR BDGTS					1,850,000	1,850,000
2025-2026 2026-2027 2027-2028 2028-2029 2029-2030						
BEYOND 2030						0
TOTAL COST					1,850,000	1,850,000

PROJECT SPECIFICATIONS

PROJECT DESCRIPTION:

Repair and paint Adams Station Tank.

PROJECT JUSTIFICATION:

Tank walls and roofare in need of repair and painting.

PROJECT PRIORITY: A

START DATE: 2024 **EST TIME TO COMPLETE:** 2 Years

OPERATING BUDGET EFFECT:

NONE X N/A SEE DETAIL

SHEET A 2025-2026/2029-2030 CAPITAL IMPROVEMENTS PROGRAM

PROJECT TITLE: Kisatchie Ground Storage Aeration	**PROJECT CATEGORY:** Water
PROJECT NUMBER: 752205	**COUNCIL DISTRICT #** N/A
DIVISION: Utilities	**DEPARTMENT:** Water

PROJECT BUDGET

REVENUE BREAKDOWN

REVENUE SOURCES				State Water Sector	UTILITY FUND	TOTAL
PRIOR BDGTS				1,250,000	1,700,000	2,950,000
PRIOR EXP				420,265	1,700,000	2,120,265
BUDGET C/0				829,735	0	829,735
2025-2026 2026-2027 2027-2028 2028-2029 2029-2030						
BEYOND 2030						0
TOTAL COST				1,250,000	1,700,000	2,950,000

EXPENDITURE BREAKDOWN

EXPENDITURE BREAKDOWN	ENGINEERING	TESTING	LAND ACQUISITION	CONSTRUCTION	OTHER	TOTAL
PRIOR BDGTS					2,950,000	2,950,000
2025-2026 2026-2027 2027-2028 2028-2029 2029-2030						
BEYOND 2030						0
TOTAL COST					2,950,000	2,950,000

PROJECT SPECIFICATIONS

PROJECT DESCRIPTION:

Installation of fine bubble air diffusion in both 2 MG Water Storage Tanks,

PROJECT JUSTIFICATION:

Shallow wells in Kisatchie Well Field produce water with significant concentrations of Carbon Dioxide. This project will strip the CO2 from the water which will increase the PH and help to further optimize our corrosion control throughout the System.

PROJECT PRIORITY: A

START DATE: 2024 **EST TIME TO COMPLETE:** 2 Years

OPERATING BUDGET EFFECT:

[ ] NONE [X] N/A [ ] SEE DETAIL

SHEET A 2025-2026/2029-2030 CAPITAL IMPROVEMENTS PROGRAM

PROJECT TITLE: Kisatchie By Pass Phase I	**PROJECT CATEGORY:** Water
PROJECT NUMBER: 752206	**COUNCIL DISTRICT #** N/A
DIVISION: Utilities	**DEPARTMENT:** Water

PROJECT BUDGET

REVENUE BREAKDOWN

REVENUE SOURCES					UTILITY FUND	TOTAL
PRIOR BDGTS					1,595,000	1,595,000
PRIOR EXP					125,441	125,441
BUDGET C/0					1,469,559	1,469,559
2025-2026 2026-2027 2027-2028 2028-2029 2029-2030						
BEYOND 2030				1,350,000		1,350,000
TOTAL COST				1,350,000	1,469,559	2,945,000

EXPENDITURE BREAKDOWN

EXPENDITURE BREAKDOWN	ENGINEERING	TESTING	LAND ACQUISITION	CONSTRUCTION	OTHER	TOTAL
PRIOR BDGTS					1,595,000	1,595,000
2025-2026 2026-2027 2027-2028 2028-2029 2029-2030						
BEYOND 2030					1,350,000	1,350,000
TOTAL COST	0	0	0	0	2,945,000	2,945,000

PROJECT SPECIFICATIONS

PROJECT DESCRIPTION:

Extension of existing by-pass line by 5,600 feet from Ground Storage.

PROJECT JUSTIFICATION:

This section of transmission line is severely deteriorated due to the high pH of the soil. A failure would reduce capacity to maintain water levels and serve customers.

PROJECT PRIORITY: A

START DATE: 2024 **EST TIME TO COMPLETE:** 3 Years

OPERATING BUDGET EFFECT:

NONE X N/A SEE DETAIL

SHEET A 2025-2026/2029-2030 CAPITAL IMPROVEMENTS PROGRAM

PROJECT TITLE: LSL Inventory Project	**PROJECT CATEGORY:** Water
PROJECT NUMBER: 752301	**COUNCIL DISTRICT #** N/A
DIVISION: Utilities	**DEPARTMENT:** Water

PROJECT BUDGET

REVENUE BREAKDOWN

REVENUE SOURCES					UTILITY FUND	TOTAL
PRIOR BDGTS					600,000	600,000
PRIOR EXP					255,679	255,679
BUDGET C/0					344,321	344,321
2025-2026 2026-2027 2027-2028 2028-2029 2029-2030						
BEYOND 2030					600,000	600,000
TOTAL COST					1,200,000	1,200,000

EXPENDITURE BREAKDOWN

EXPENDITURE BREAKDOWN	ENGINEERING	TESTING	LAND ACQUISITION	CONSTRUCTION	OTHER	TOTAL
PRIOR BDGTS					600,000	600,000
2025-2026 2026-2027 2027-2028 2028-2029 2029-2030						
BEYOND 2030					600,000	600,000
TOTAL COST	0	0	0	0	1,200,000	1,200,000

PROJECT SPECIFICATIONS

PROJECT DESCRIPTION:

Inventory of Lead Water Service Lines.

PROJECT JUSTIFICATION:

State mandated.

PROJECT PRIORITY: A

START DATE: 2024 **EST TIME TO COMPLETE:** 3 Years

OPERATING BUDGET EFFECT:

[ ] NONE [X] N/A [ ] SEE DETAIL

SHEET A 2025-2026/2029-2030 CAPITAL IMPROVEMENTS PROGRAM

PROJECT TITLE: Hwy 1 South Ground Storage Tank	**PROJECT CATEGORY:** Water
PROJECT NUMBER: 752401	**COUNCIL DISTRICT #** N/A
DIVISION: Utilities	**DEPARTMENT:** Water

PROJECT BUDGET

REVENUE BREAKDOWN

REVENUE SOURCES					HUD	TOTAL
PRIOR BDGTS					4,000,000	4,000,000
PRIOR EXP					84,154	84,154
BUDGET C/0					3,915,846	3,915,846
2025-2026						
2026-2027						
2027-2028						
2028-2029						
2029-2030						
BEYOND 2030						
TOTAL COST					4,000,000	4,000,000

EXPENDITURE BREAKDOWN

EXPENDITURE BREAKDOWN	ENGINEERING	TESTING	LAND ACQUISITION	CONSTRUCTION	OTHER	TOTAL
PRIOR BDGTS					4,000,000	4,000,000
2025-2026						
2026-2027						
2027-2028						
2028-2029						
2029-2030						
BEYOND 2030						0
TOTAL COST	0	0	0	0	4,000,000	4,000,000

PROJECT SPECIFICATIONS

PROJECT DESCRIPTION:

Construction of 1 Million Gallon Ground Storage Tank.

PROJECT JUSTIFICATION:

Increase water production and availability.

PROJECT PRIORITY: A

START DATE: 2025 **EST TIME TO COMPLETE:** 2 Years

OPERATING BUDGET EFFECT:

[ ] NONE [X] N/A [ ] SEE DETAIL

SHEET A 2025-2026/2029-2030 CAPITAL IMPROVEMENTS PROGRAM

PROJECT TITLE: Adams Pump Station Line Renovation	**PROJECT CATEGORY:** Water
PROJECT NUMBER: 752501	**COUNCIL DISTRICT #** N/A
DIVISION: Utilities	**DEPARTMENT:** Water

PROJECT BUDGET

REVENUE BREAKDOWN

REVENUE SOURCES					UTILITY FUND	TOTAL
PRIOR BDGTS PRIOR EXP					2,820,000	2,820,000
BUDGET C/0					2,820,000	2,820,000
2025-2026 2026-2027 2027-2028 2028-2029 2029-2030						
BEYOND 2030						
TOTAL COST					2,820,000	2,820,000

EXPENDITURE BREAKDOWN

EXPENDITURE BREAKDOWN	ENGINEERING	TESTING	LAND ACQUISITION	CONSTRUCTION	OTHER	TOTAL
PRIOR BDGTS					2,820,000	2,820,000
2025-2026 2026-2027 2027-2028 2028-2029 2029-2030						
BEYOND 2030						0
TOTAL COST	0	0	0	0	2,820,000	2,820,000

PROJECT SPECIFICATIONS

PROJECT DESCRIPTION:

Replace deteriorated ductile iron water lines at Adams Pump Station .

PROJECT JUSTIFICATION:

Ductile iron piping was installed in the late 1950's. These lines are deteriorating rapidly and require replacement

PROJECT PRIORITY: A

START DATE: **EST TIME TO COMPLETE:**

OPERATING BUDGET EFFECT:

[ ] NONE [X] N/A [ ] SEE DETAIL

SHEET A 2025-2026/2029-2030 CAPITAL IMPROVEMENTS PROGRAM

PROJECT TITLE:	PROJECT CATEGORY:
Tank Inspections	Water
PROJECT NUMBER: 752502	**COUNCIL DISTRICT #** N/A
DIVISION:	**DEPARTMENT:**
Utilities	Water

PROJECT BUDGET

REVENUE BREAKDOWN

REVENUE SOURCES					UTILITY FUND	TOTAL
PRIOR BDGTS					100,000	100,000
PRIOR EXP					15,013	15,013
BUDGET C/0					84,987	84,987
2025-2026					100,000	100,000
2026-2027					100,000	100,000
2027-2028					100,000	100,000
2028-2029					100,000	100,000
2029-2030					100,000	100,000
BEYOND 2030					100,000	100,000
TOTAL COST					700,000	700,000

EXPENDITURE BREAKDOWN

EXPENDITURE BREAKDOWN	ENGINEERING	TESTING	LAND ACQUISITION	CONSTRUCTION	OTHER	TOTAL
PRIOR BDGTS					100,000	100,000
2025-2026					100,000	100,000
2026-2027					100,000	100,000
2027-2028					100,000	100,000
2028-2029					100,000	100,000
2029-2030					100,000	100,000
BEYOND 2030					100,000	100,000
TOTAL COST	0	0	0	0	700,000	700,000

PROJECT SPECIFICATIONS

PROJECT DESCRIPTION:

Water storage tank inspections needed to meet regulatory compliance standards.

PROJECT JUSTIFICATION:

Routine tank inspections are required for LDH compliance and to scheduled needed repairs from these inspections.

PROJECT PRIORITY: A

START DATE: 2025 **EST TIME TO COMPLETE:** Ongoing

OPERATING BUDGET EFFECT:

[ ] NONE [X] N/A [ ] SEE DETAIL

SHEET A 2025-2026/2029-2030 CAPITAL IMPROVEMENTS PROGRAM

PROJECT TITLE: Sterkx Road Materials Storage Cover	**PROJECT CATEGORY:** Water
PROJECT NUMBER: N/A	**COUNCIL DISTRICT #** N/A
DIVISION: Utilities	**DEPARTMENT:** Water

PROJECT BUDGET

REVENUE BREAKDOWN

REVENUE SOURCES					UTILITY FUND	TOTAL
PRIOR BDGTS PRIOR EXP						
BUDGET C/0						
2025-2026 2026-2027 2027-2028 2028-2029 2029-2030						
BEYOND 2030					250,000	250,000
TOTAL COST					250,000	250,000

EXPENDITURE BREAKDOWN

EXPENDITURE BREAKDOWN	ENGINEERING	TESTING	LAND ACQUISITION	CONSTRUCTION	OTHER	TOTAL
PRIOR BDGTS						
2025-2026 2026-2027 2027-2028 2028-2029 2029-2030						
BEYOND 2030	25,000				225,000	250,000
TOTAL COST	25,000				225,000	250,000

PROJECT SPECIFICATIONS

PROJECT DESCRIPTION:

Construction of all weather cover for construction materials storage at Sterkx Road.

PROJECT JUSTIFICATION:

Existing backfill materials are currently stored in the elements. Construction of an all weather cover will keep materials dry and ready for use.

PROJECT PRIORITY: A

START DATE: N/A **EST TIME TO COMPLETE:** N/A

OPERATING BUDGET EFFECT:

[ ] NONE [X] N/A [ ] SEE DETAIL

SHEET A 2025-2026/2029-2030 CAPITAL IMPROVEMENTS PROGRAM

PROJECT TITLE: 12" Main Bennett to Tulane	**PROJECT CATEGORY:** Water
PROJECT NUMBER: N/A	**COUNCIL DISTRICT #** N/A
DIVISION: Utilities	**DEPARTMENT:** Water

PROJECT BUDGET

REVENUE BREAKDOWN

REVENUE SOURCES					UTILITY FUND	TOTAL
PRIOR BDGTS PRIOR EXP						
BUDGET C/0						
2025-2026 2026-2027 2027-2028 2028-2029 2029-2030						
BEYOND 2030					389,000	389,000
TOTAL COST					389,000	389,000

EXPENDITURE BREAKDOWN

EXPENDITURE BREAKDOWN	ENGINEERING	TESTING	LAND ACQUISITION	CONSTRUCTION	OTHER	TOTAL
PRIOR BDGTS						
2025-2026 2026-2027 2027-2028 2028-2029 2029-2030						
BEYOND 2030				389,000		389,000
TOTAL COST				389,000		389,000

PROJECT SPECIFICATIONS

PROJECT DESCRIPTION:

Construction of a 12" Water Main.

PROJECT JUSTIFICATION:

This new main will form a loop connecting existing an existing 12" main along Bennett Street with the existing main along Tulane Avenue. . This loop will improve water flow and capacity.

PROJECT PRIORITY: A

START DATE: N/A **EST TIME TO COMPLETE:** 2 months N/A

OPERATING BUDGET EFFECT:

[ ] NONE [X] N/A [ ] SEE DETAIL

SHEET A 2025-2026/2029-2030 CAPITAL IMPROVEMENTS PROGRAM

PROJECT TITLE: Industrial Park Tank Repair & Paint	**PROJECT CATEGORY:** Water
PROJECT NUMBER: N/A	**COUNCIL DISTRICT #** N/A
DIVISION: Utilities	**DEPARTMENT:** Water

PROJECT BUDGET

REVENUE BREAKDOWN

REVENUE SOURCES					UTILITY FUND	TOTAL
PRIOR BDGTS PRIOR EXP						
BUDGET C/0						
2025-2026 2026-2027 2027-2028 2028-2029 2029-2030						
BEYOND 2030					900,000	900,000
TOTAL COST					900,000	900,000

EXPENDITURE BREAKDOWN

EXPENDITURE BREAKDOWN	ENGINEERING	TESTING	LAND ACQUISITION	CONSTRUCTION	OTHER	TOTAL
PRIOR BDGTS						
2025-2026 2026-2027 2027-2028 2028-2029 2029-2030						
BEYOND 2030					900,000	900,000
TOTAL COST					900,000	900,000

PROJECT SPECIFICATIONS

PROJECT DESCRIPTION:

Paint and repair Industrial Park Elevated Storage Tank.

PROJECT JUSTIFICATION:

Tank interior and exterior walls are in need of repair and painting.

PROJECT PRIORITY: A

START DATE: N/A **EST TIME TO COMPLETE:** N/A

OPERATING BUDGET EFFECT:

[ ] NONE [X] N/A [ ] SEE DETAIL

SHEET A 2025-2026/2029-2030 CAPITAL IMPROVEMENTS PROGRAM

PROJECT TITLE: Hamilton Street Tank Painting	**PROJECT CATEGORY:** Water
PROJECT NUMBER: N/A	**COUNCIL DISTRICT #** N/A
DIVISION: Utilities	**DEPARTMENT:** Water

PROJECT BUDGET

REVENUE BREAKDOWN

REVENUE SOURCES					UTILITY FUND	TOTAL
PRIOR BDGTS PRIOR EXP						
BUDGET C/0						
2025-2026 2026-2027 2027-2028 2028-2029 2029-2030						
BEYOND 2030					900,000	900,000
TOTAL COST					900,000	900,000

EXPENDITURE BREAKDOWN

EXPENDITURE BREAKDOWN	ENGINEERING	TESTING	LAND ACQUISITION	CONSTRUCTION	OTHER	TOTAL
PRIOR BDGTS						
2025-2026 2026-2027 2027-2028 2028-2029 2029-2030						
BEYOND 2030					900,000	900,000
TOTAL COST					900,000	900,000

PROJECT SPECIFICATIONS

PROJECT DESCRIPTION:

Paint and repair Hamilton Street Ground Storage Tank.

PROJECT JUSTIFICATION:

Tank exterior walls are in need of water blasting, repair, and painting.

PROJECT PRIORITY: A

START DATE: N/A **EST TIME TO COMPLETE:** 2 months N/A

OPERATING BUDGET EFFECT:

[ ] NONE [X] N/A [ ] SEE DETAIL

SHEET A 2025-2026/2029-2030 CAPITAL IMPROVEMENTS PROGRAM

PROJECT TITLE: Shell Road Tank Painting	**PROJECT CATEGORY:** Water
PROJECT NUMBER: N/A	**COUNCIL DISTRICT #** N/A
DIVISION: Utilities	**DEPARTMENT:** Water

PROJECT BUDGET

REVENUE BREAKDOWN

REVENUE SOURCES					UTILITY FUND	TOTAL
PRIOR BDGTS PRIOR EXP						
BUDGET C/0						
2025-2026 2026-2027 2027-2028 2028-2029 2029-2030						
BEYOND 2030					900,000	900,000
TOTAL COST					900,000	900,000

EXPENDITURE BREAKDOWN

EXPENDITURE BREAKDOWN	ENGINEERING	TESTING	LAND ACQUISITION	CONSTRUCTION	OTHER	TOTAL
PRIOR BDGTS						
2025-2026 2026-2027 2027-2028 2028-2029 2029-2030						
BEYOND 2030					900,000	900,000
TOTAL COST					900,000	900,000

PROJECT SPECIFICATIONS

PROJECT DESCRIPTION:

Paint and repair Shell Road Elevated Storage Tank.

PROJECT JUSTIFICATION:

Tank exterior walls are in need of water blasting, repair, and painting.

PROJECT PRIORITY: A

START DATE: N/A **EST TIME TO COMPLETE:** 2 months N/A

OPERATING BUDGET EFFECT:

NONE X N/A SEE DETAIL

SHEET A 2025-2026/2029-2030 CAPITAL IMPROVEMENTS PROGRAM

PROJECT TITLE:	PROJECT CATEGORY:
Hwy 28 Water Main Improvements	Water
PROJECT NUMBER: N/A	**COUNCIL DISTRICT #** N/A
DIVISION:	**DEPARTMENT:**
Utilities	Water

PROJECT BUDGET

REVENUE BREAKDOWN

REVENUE SOURCES					UTILITY FUND	TOTAL
PRIOR BDGTS PRIOR EXP						
BUDGET C/0						
2025-2026 2026-2027 2027-2028 2028-2029 2029-2030						
BEYOND 2030					525,960	525,960
TOTAL COST					525,960	525,960

EXPENDITURE BREAKDOWN

EXPENDITURE BREAKDOWN	ENGINEERING	TESTING	LAND ACQUISITION	CONSTRUCTION	OTHER	TOTAL
PRIOR BDGTS						
2025-2026 2026-2027 2027-2028 2028-2029 2029-2030						
BEYOND 2030					525,960	525,960
TOTAL COST					525,960	525,960

PROJECT SPECIFICATIONS

PROJECT DESCRIPTION:

Install new water main to enhance system reliability and circulation for the dead-end main on LA 28 west.

PROJECT JUSTIFICATION:

Project is need in order to improve water circulation, fire protection, and reliability for the western portion of the water system on LA 28.

PROJECT PRIORITY: A

START DATE: N/A **EST TIME TO COMPLETE:** 2 months N/A

OPERATING BUDGET EFFECT:

[ ] NONE [X] N/A [ ] SEE DETAIL

SHEET A 2025-2026/2029-2030 CAPITAL IMPROVEMENTS PROGRAM

PROJECT TITLE: City Wide Meter Replacements	**PROJECT CATEGORY:** Water
PROJECT NUMBER: N/A	**COUNCIL DISTRICT #** N/A
DIVISION: Utilities	**DEPARTMENT:** Water

PROJECT BUDGET

REVENUE BREAKDOWN

REVENUE SOURCES					UTILITY FUND	TOTAL
PRIOR BDGTS PRIOR EXP						
BUDGET C/0						
2025-2026 2026-2027 2027-2028 2028-2029 2029-2030						
BEYOND 2030					720,000	720,000
TOTAL COST					720,000	720,000

EXPENDITURE BREAKDOWN

EXPENDITURE BREAKDOWN	ENGINEERING	TESTING	LAND ACQUISITION	CONSTRUCTION	OTHER	TOTAL
PRIOR BDGTS						
2025-2026 2026-2027 2027-2028 2028-2029 2029-2030						
BEYOND 2030					720,000	720,000
TOTAL COST					720,000	720,000

PROJECT SPECIFICATIONS

PROJECT DESCRIPTION:

Removal and/or replacement of inaccurate or inactive account meters.

PROJECT JUSTIFICATION:

This project is for the removal and/or replacement of broken, inaccurate or inactive accounts that no longer need to be in service.

PROJECT PRIORITY: A

START DATE: N/A **EST TIME TO COMPLETE:** 2 months N/A

OPERATING BUDGET EFFECT:

NONE X N/A SEE DETAIL

SHEET A 2025-2026/2029-2030 CAPITAL IMPROVEMENTS PROGRAM

PROJECT TITLE: 24" Main Annadale Road	**PROJECT CATEGORY:** Water
PROJECT NUMBER: N/A	**COUNCIL DISTRICT #** N/A
DIVISION: Utilities	**DEPARTMENT:** Water

PROJECT BUDGET

REVENUE BREAKDOWN

REVENUE SOURCES					UTILITY FUND	TOTAL
PRIOR BDGTS PRIOR EXP						
BUDGET C/0						
2025-2026 2026-2027 2027-2028 2028-2029 2029-2030						
BEYOND 2030					790,000	790,000
TOTAL COST					790,000	790,000

EXPENDITURE BREAKDOWN

EXPENDITURE BREAKDOWN	ENGINEERING	TESTING	LAND ACQUISITION	CONSTRUCTION	OTHER	TOTAL
PRIOR BDGTS						
2025-2026 2026-2027 2027-2028 2028-2029 2029-2030						
BEYOND 2030				790,000		790,000
TOTAL COST				790,000		790,000

PROJECT SPECIFICATIONS

PROJECT DESCRIPTION:

Replacement of 24" Water Main.

PROJECT JUSTIFICATION:

Existing main from Dixie Lane to Annadale Road has had numerous failures due to acidic soil in the area.

PROJECT PRIORITY: A

START DATE: N/A **EST TIME TO COMPLETE:** 2 months N/A

OPERATING BUDGET EFFECT:

NONE X N/A SEE DETAIL

SHEET A 2025-2026/2029-2030 CAPITAL IMPROVEMENTS PROGRAM

PROJECT TITLE: 12" Main England Drive to Highway 1	**PROJECT CATEGORY:** Water
PROJECT NUMBER: N/A	**COUNCIL DISTRICT #** N/A
DIVISION: Utilities	**DEPARTMENT:** Water

PROJECT BUDGET

REVENUE BREAKDOWN

REVENUE SOURCES					UTILITY FUND	TOTAL
PRIOR BDGTS PRIOR EXP						
BUDGET C/0						
2025-2026 2026-2027 2027-2028 2028-2029 2029-2030						
BEYOND 2030					869,000	869,000
TOTAL COST					869,000	869,000

EXPENDITURE BREAKDOWN

EXPENDITURE BREAKDOWN	ENGINEERING	TESTING	LAND ACQUISITION	CONSTRUCTION	OTHER	TOTAL
PRIOR BDGTS						
2025-2026 2026-2027 2027-2028 2028-2029 2029-2030						
BEYOND 2030				869,000		869,000
TOTAL COST				869,000	0	869,000

PROJECT SPECIFICATIONS

PROJECT DESCRIPTION:

Construction of a 12" water main.

PROJECT JUSTIFICATION:

Main will be installed along Plantation Road, Community Lane, and England Drive. This will form a loop connecting existing an existing 12" main along Plantation Road with existing 12" mains along England Drive and LA Highway 1. This loop will improve water flow and capacity.

PROJECT PRIORITY: A

START DATE: N/A **EST TIME TO COMPLETE:** 2 months N/A

OPERATING BUDGET EFFECT:

[ ] NONE [X] N/A [ ] SEE DETAIL

SHEET A 2025-2026/2029-2030 CAPITAL IMPROVEMENTS PROGRAM

PROJECT TITLE: 2 Way Radio Water	**PROJECT CATEGORY:** Water
PROJECT NUMBER: N/A	**COUNCIL DISTRICT #** N/A
DIVISION: Utilities	**DEPARTMENT:** Water

PROJECT BUDGET

REVENUE BREAKDOWN

REVENUE SOURCES					UTILITY FUND	TOTAL
PRIOR BDGTS PRIOR EXP						
BUDGET C/0						
2025-2026 2026-2027 2027-2028 2028-2029 2029-2030						
BEYOND 2030					120,000	120,000
TOTAL COST					120,000	120,000

EXPENDITURE BREAKDOWN

EXPENDITURE BREAKDOWN	ENGINEERING	TESTING	LAND ACQUISITION	CONSTRUCTION	OTHER	TOTAL
PRIOR BDGTS						
2025-2026 2026-2027 2027-2028 2028-2029 2029-2030						
BEYOND 2030					120,000	120,000
TOTAL COST					120,000	120,000

PROJECT SPECIFICATIONS

PROJECT DESCRIPTION:

Radio System for Water Personnel.

PROJECT JUSTIFICATION:

Needed for communication during emergency events in the Kisatchie Wellfield.

PROJECT PRIORITY: A

START DATE: N/A **EST TIME TO COMPLETE:** N/A

OPERATING BUDGET EFFECT:

[ ] NONE [X] N/A [ ] SEE DETAIL

SHEET A 2025-2026/2029-2030 CAPITAL IMPROVEMENTS PROGRAM

PROJECT TITLE: Russell/Rogers/Gay Road Water Rep	**PROJECT CATEGORY:** Water
PROJECT NUMBER: N/A	**COUNCIL DISTRICT #** N/A
DIVISION: Utilities	**DEPARTMENT:** Water

PROJECT BUDGET

REVENUE BREAKDOWN

REVENUE SOURCES					UTILITY FUND	TOTAL
PRIOR BDGTS PRIOR EXP						
BUDGET C/0						
2025-2026 2026-2027 2027-2028 2028-2029 2029-2030						
BEYOND 2030					975,000	975,000
TOTAL COST					975,000	975,000

EXPENDITURE BREAKDOWN

EXPENDITURE BREAKDOWN	ENGINEERING	TESTING	LAND ACQUISITION	CONSTRUCTION	OTHER	TOTAL
PRIOR BDGTS						
2025-2026 2026-2027 2027-2028 2028-2029 2029-2030						
BEYOND 2030				975,000		975,000
TOTAL COST				975,000	0	975,000

PROJECT SPECIFICATIONS

PROJECT DESCRIPTION:

Replacement of existing water mains.

PROJECT JUSTIFICATION:

Mains are becoming problematic and needing continuous repair.

PROJECT PRIORITY: A

START DATE: N/A **EST TIME TO COMPLETE:** N/A

OPERATING BUDGET EFFECT:

[ ] NONE [X] N/A [ ] SEE DETAIL

TABLE OF CONTENTS

GAS

			PAGE
781401	Gas SCADA Upgrade	.....	204
781801	Lower 3rd/W Sandy Bayou Gas	.....	205
781901	Wells Boulevard Gas Rep	.....	206
782101	MAOP Reverification	.....	207
782201	Odorization Station City Gate 1 & 4	.....	208
782202	Olde Town @ Red River Gas Ext	.....	209
782203	Jackson Street Gas Replacement	.....	210
782302	Fairfield West Subdivison Gas	.....	211
782303	Bayou Fields Subdivsion	.....	212
782304	Traditions on the Bayou Subdivision	.....	213
782401	Regulator/Meter Station Refurb	.....	214
782402	Wellington/Charleston 2" Gas Main Installation	.....	215
782403	Gas Infrastructure Enhancements	.....	216
782404	Rue Notre Dame & Rue Maria Gas Extension	.....	217
782501	Odorization Equipment Upgrades	.....	218
782502	Gas Extensions & Rehab	.....	219
782503	Lower 3rd Gas Replacement	.....	220
*	Stracener/South Street Gas	.....	221
*	Grundy Cooper Gas Replacement	.....	222
*	Alexandria West Side Gas Feed	.....	223
*	Zone 15 Gas Replacement	.....	224
*	Bayou Rapides Rd Gas Extension	.....	225
*	Jefferson Heights Gas Relocation	.....	226
*	Lee Street Ext/Kees Ave Gas	.....	227

2025-2026
COMBINED CAPITAL PROJECTS
SOURCES OF FUNDING SUMMARY

GAS

PROJECT IDENTIFICATION	SALES TAXES	AD VAL TAX- 14	AD VAL TAX- 18	FEDERAL FUNDS	STATE FUNDS	UTILITY FUND	OTHER	TOTALS
Gas SCADA Upgrade						35,000		35,000
Regulator/Meter Station Refurb						50,000		50,000
Wellington/Charleston 2" Gas Main Installation						45,000		45,000
Gas Infrastructure Enhancements						800,000		800,000
PHMSA - Lower 3rd Gas Replacement						25,000		25,000
Total Gas	0	0	0	0	0	955,000	0	955,000

2025-2026
ENTERPRISE CAPITAL PROJECTS
FIVE YEAR CAPITAL PLAN

GAS

PROJ #	PROJECT IDENTIFICATION	BUDGET C/O	FISCAL YEAR 25-26	26-27	27-28	28-29	29-30	TOTAL 5 YEAR	BEYOND 2030	TOTAL COST
781401	Gas SCADA Upgrade	144,355	35,000	35,000	35,000	40,000	40,000	185,000		185,000
781801	Lower 3rd/W Sandy Bayou Gas	310,770						0		0
781901	Wells Boulevard Gas Rep	423,034						0		0
782101	MAOP Reverification	188,000						0		0
782201	Odorization Station City Gate 1 & 4	178,846						0		0
782202	Olde Town @ Red River Gas Ext	146,682						0		0
782203	Jackson Street Gas Replacement	504,742						0	625,000	625,000
782302	Fairfield West Subdivison Gas	74,000						0		0
782303	Bayou Fields Subdivsion	16,009						0		0
782304	Traditions on the Bayou Subdivision	135,001						0		0
782401	Regulator/Meter Station Refurb	105,526	50,000	100,000				150,000	250,000	400,000
782402	Wellington/Charleston 2" Gas Main Ins	80,000	45,000					45,000		45,000
782403	Gas Infrastructure Enhancements	85,000	800,000	800,000	800,000	800,000	800,000	4,000,000		4,000,000
782404	Rue Notre Dame & Rue Maria Gas Ext	60,000						0		0
782501	Odorization Equipment Upgrades	25,000	25,000					25,000		25,000
782502	Gas Extensions & Rehab	200,000						0		0
782503	Lower 3rd Gas Replacement	520,000						0		0
*	Stracener/South Street Gas	0						0	300,000	300,000
*	Grundy Cooper Gas Replacement	0						0	900,000	900,000
*	Alexandria West Side Gas Feed	0						0	6,500,000	6,500,000
*	Zone 15 Gas Replacement	0						0	300,000	300,000
*	Bayou Rapides Rd Gas Extension	0						0	250,000	250,000
*	Jefferson Heights Gas Relocation	0						0	300,000	300,000
*	Lee Street Ext/Kees Ave Gas	0						0	300,000	300,000
	Total Gas	3,196,965	955,000	935,000	835,000	840,000	840,000	4,405,000	9,725,000	14,130,000

* Project Number to be Assigned

@ New or Revised Projects

Projects to be closed

SHEET A 2025-2026/2029-2030 CAPITAL IMPROVEMENTS PROGRAM

PROJECT TITLE:	PROJECT CATEGORY:
Gas SCADA Upgrade	Gas
PROJECT NUMBER: 781401	**COUNCIL DISTRICT #** N/A
DIVISION: Utilities	**DEPARTMENT:** Gas

PROJECT BUDGET

REVENUE BREAKDOWN

REVENUE SOURCES					UTILITY FUND	TOTAL
PRIOR BDGTS					482,171	482,171
PRIOR EXP					337,816	337,816
BUDGET C/0					144,355	144,355
2025-2026					35,000	35,000
2026-2027					35,000	35,000
2027-2028					35,000	35,000
2028-2029					40,000	40,000
2029-2030					40,000	40,000
BEYOND 2030						
TOTAL COST					667,171	667,171

EXPENDITURE BREAKDOWN

EXPENDITURE BREAKDOWN	ENGINEERING	TESTING	LAND ACQUISITION	CONSTRUCTION	OTHER	TOTAL
PRIOR BDGTS					482,171	482,171
2025-2026					35,000	35,000
2026-2027					35,000	35,000
2027-2028					35,000	35,000
2028-2029					40,000	40,000
2029-2030					40,000	40,000
BEYOND 2030						
TOTAL COST					667,171	667,171

PROJECT SPECIFICATIONS

PROJECT DESCRIPTION:

Replace existing SCADA (Supervisory Control and Data Acquisition System).

PROJECT JUSTIFICATION:

Existing system is over 20 years old and antiquated. Repalcement parts are no longer available.

PROJECT PRIORITY: A

START DATE: 2017 **EST TIME TO COMPLETE:** Ongoing

OPERATING BUDGET EFFECT:

X NONE ..... N/A ..... SEE DETAIL

SHEET A 2025-2026/2029-2030 CAPITAL IMPROVEMENTS PROGRAM

PROJECT TITLE: Lower 3rd/West Sandy Bayou Gas Repl	**PROJECT CATEGORY:** Gas
PROJECT NUMBER: 781801	**COUNCIL DISTRICT #** N/A
DIVISION: Utilities	**DEPARTMENT:** Gas

PROJECT BUDGET

REVENUE BREAKDOWN

REVENUE SOURCES					UTILITY FUND	TOTAL
PRIOR BDGTS					810,000	810,000
PRIOR EXP					499,230	499,230
BUDGET C/0					310,770	310,770
2025-2026						
2026-2027						
2027-2028						
2028-2029						
2029-2030						
BEYOND 2030						
TOTAL COST					810,000	810,000

EXPENDITURE BREAKDOWN

EXPENDITURE BREAKDOWN	ENGINEERING	TESTING	LAND ACQUISITION	CONSTRUCTION	OTHER	TOTAL
PRIOR BDGTS	110,000			700,000		810,000
2025-2026						
2026-2027						
2027-2028						
2028-2029						
2029-2030						
BEYOND 2030						
TOTAL COST	110,000			700,000		810,000

PROJECT SPECIFICATIONS

PROJECT DESCRIPTION:

Replacement of gas mains, gas service lines, and meter sets in the area of Lower 3rd Street, West Sandy Bayou Drive, and Hudson Blvd.

PROJECT JUSTIFICATION:

Continued replacement and upgrade of natural gas system as per DIMP/PHMSA recommendations.

PROJECT PRIORITY: A

START DATE: 2022 **EST TIME TO COMPLETE:** 3 Years

OPERATING BUDGET EFFECT:

X NONE ____ N/A ____ SEE DETAIL

SHEET A 2025-2026/2029-2030 CAPITAL IMPROVEMENTS PROGRAM

PROJECT TITLE: Wells Boulevard Gas Replacement	**PROJECT CATEGORY:** Gas
PROJECT NUMBER: 781901	**COUNCIL DISTRICT #** N/A
DIVISION: Utilities	**DEPARTMENT:** Gas

PROJECT BUDGET

REVENUE BREAKDOWN

REVENUE SOURCES					UTILITY FUND	TOTAL
PRIOR BDGTS					794,000	794,000
PRIOR EXP					370,966	370,966
BUDGET C/0					423,034	423,034
2025-2026						
2026-2027						
2027-2028						
2028-2029						
2029-2030						
BEYOND 2030						
TOTAL COST					794,000	794,000

EXPENDITURE BREAKDOWN

EXPENDITURE BREAKDOWN	ENGINEERING	TESTING	LAND ACQUISITION	CONSTRUCTION	OTHER	TOTAL
PRIOR BDGTS	50,000			744,000		794,000
2025-2026						
2026-2027						
2027-2028						
2028-2029						
2029-2030						
BEYOND 2030						
TOTAL COST	50,000			744,000		794,000

PROJECT SPECIFICATIONS

PROJECT DESCRIPTION:

Replacement of gas mains, gas service lines, and meter sets in the area of Wells Boulevard, Richard Avenue, and Sugarhouse Road.

PROJECT JUSTIFICATION:

Continued replacement and upgrade of natural gas system as per DIMP/PHMSA recommnedations.

PROJECT PRIORITY: A

START DATE: 2020 **EST TIME TO COMPLETE:** 4 Years

OPERATING BUDGET EFFECT:

X NONE ..... N/A ..... SEE DETAIL

SHEET A 2025-2026/2029-2030 CAPITAL IMPROVEMENTS PROGRAM

PROJECT TITLE: MAOP Reverification	**PROJECT CATEGORY:** Gas
PROJECT NUMBER: 782101	**COUNCIL DISTRICT #** N/A
DIVISION: Utilities	**DEPARTMENT:** Gas

PROJECT BUDGET

REVENUE BREAKDOWN

REVENUE SOURCES					UTILITY FUND	TOTAL
PRIOR BDGTS PRIOR EXP					188,000	188,000
BUDGET C/0					188,000	188,000
2025-2026 2026-2027 2027-2028 2028-2029 2029-2030						
BEYOND 2030						
TOTAL COST					188,000	188,000

EXPENDITURE BREAKDOWN

EXPENDITURE BREAKDOWN	ENGINEERING	TESTING	LAND ACQUISITION	CONSTRUCTION	OTHER	TOTAL
PRIOR BDGTS					188,000	188,000
2025-2026 2026-2027 2027-2028 2028-2029 2029-2030						
BEYOND 2030						
TOTAL COST					188,000	188,000

PROJECT SPECIFICATIONS

PROJECT DESCRIPTION:

Develop and implement plan to re-establish maximum operating pressures on distribution system.

PROJECT JUSTIFICATION:

PHEMSA Regulations.

PROJECT PRIORITY: A

START DATE: 2024 **EST TIME TO COMPLETE:** 2 Years

OPERATING BUDGET EFFECT:

X NONE N/A SEE DETAIL

SHEET A 2025-2026/2029-2030 CAPITAL IMPROVEMENTS PROGRAM

PROJECT TITLE: Odorization Station City Gate 1 & 4	**PROJECT CATEGORY:** Gas
PROJECT NUMBER: 782201	**COUNCIL DISTRICT #** N/A
DIVISION: Utilities	**DEPARTMENT:** Gas

PROJECT BUDGET

REVENUE BREAKDOWN

REVENUE SOURCES					UTILITY FUND	TOTAL
PRIOR BDGTS PRIOR EXP					178,846	178,846
BUDGET C/0					178,846	178,846
2025-2026 2026-2027 2027-2028 2028-2029 2029-2030						
BEYOND 2030						
TOTAL COST					178,846	178,846

EXPENDITURE BREAKDOWN

EXPENDITURE BREAKDOWN	ENGINEERING	TESTING	LAND ACQUISITION	CONSTRUCTION	OTHER	TOTAL
PRIOR BDGTS					178,846	178,846
2025-2026 2026-2027 2027-2028 2028-2029 2029-2030						
BEYOND 2030						
TOTAL COST					178,846	178,846

PROJECT SPECIFICATIONS

PROJECT DESCRIPTION:

Odorization equipment and odorant.

PROJECT JUSTIFICATION:

Odorize natural gas coming into City Gates #1 and #4.

PROJECT PRIORITY: A

START DATE: Ongoing **EST TIME TO COMPLETE:** Ongoing

OPERATING BUDGET EFFECT:

X NONE ____ N/A ____ SEE DETAIL

SHEET A 2025-2026/2029-2030 CAPITAL IMPROVEMENTS PROGRAM

PROJECT TITLE: Olde Town @ Red River Gas Extension	**PROJECT CATEGORY:** Gas
PROJECT NUMBER: 782202	**COUNCIL DISTRICT #** N/A
DIVISION: Utilities	**DEPARTMENT:** Gas

PROJECT BUDGET

REVENUE BREAKDOWN

REVENUE SOURCES					UTILITY FUND	TOTAL
PRIOR BDGTS					406,520	406,520
PRIOR EXP					259,838	259,838
BUDGET C/0					146,682	146,682
2025-2026 2026-2027 2027-2028 2028-2029 2029-2030						
BEYOND 2030						
TOTAL COST					406,520	406,520

EXPENDITURE BREAKDOWN

EXPENDITURE BREAKDOWN	ENGINEERING	TESTING	LAND ACQUISITION	CONSTRUCTION	OTHER	TOTAL
PRIOR BDGTS					406,520	406,520
2025-2026 2026-2027 2027-2028 2028-2029 2029-2030						
BEYOND 2030						
TOTAL COST					406,520	406,520

PROJECT SPECIFICATIONS

PROJECT DESCRIPTION:

2" Gas mains and service lines.

PROJECT JUSTIFICATION:

Supply gas to new development.

PROJECT PRIORITY: A

START DATE: 2023 **EST TIME TO COMPLETE:** 2 Years

OPERATING BUDGET EFFECT:

X NONE ..... N/A ..... SEE DETAIL

SHEET A 2025-2026/2029-2030 CAPITAL IMPROVEMENTS PROGRAM

PROJECT TITLE: Jackson Street Gas Replacement	**PROJECT CATEGORY:** Gas
PROJECT NUMBER: 782203	**COUNCIL DISTRICT #** N/A
DIVISION: Utilities	**DEPARTMENT:** Gas

PROJECT BUDGET

REVENUE BREAKDOWN

REVENUE SOURCES					UTILITY FUND	TOTAL
PRIOR BDGTS					512,000	512,000
PRIOR EXP					7,258	7,258
BUDGET C/0					504,742	504,742
2025-2026 2026-2027 2027-2028 2028-2029 2029-2030						
BEYOND 2030					625,000	625,000
TOTAL COST					1,137,000	1,137,000

EXPENDITURE BREAKDOWN

EXPENDITURE BREAKDOWN	ENGINEERING	TESTING	LAND ACQUISITION	CONSTRUCTION	OTHER	TOTAL
PRIOR BDGTS				512,000		512,000
2025-2026 2026-2027 2027-2028 2028-2029 2029-2030						
BEYOND 2030				625,000		625,000
TOTAL COST				1,137,000		1,137,000

PROJECT SPECIFICATIONS

PROJECT DESCRIPTION:

Replace existing line starting at 26th street and proceeding to Jackson Extension.

PROJECT JUSTIFICATION:

Extending Useful Life.

PROJECT PRIORITY: A

START DATE: 2024 **EST TIME TO COMPLETE:** 2 Years

OPERATING BUDGET EFFECT:

X NONE N/A SEE DETAIL

SHEET A 2025-2026/2029-2030 CAPITAL IMPROVEMENTS PROGRAM

PROJECT TITLE: Fairfield West Subdivision Gas	**PROJECT CATEGORY:** Gas
PROJECT NUMBER: 782302	**COUNCIL DISTRICT #** N/A
DIVISION: Utilities	**DEPARTMENT:** Gas

PROJECT BUDGET

REVENUE BREAKDOWN

REVENUE SOURCES					UTILITY FUND	TOTAL
PRIOR BDGTS PRIOR EXP					74,000	74,000
BUDGET C/0					74,000	74,000
2025-2026 2026-2027 2027-2028 2028-2029 2029-2030						
BEYOND 2030						
TOTAL COST					74,000	74,000

EXPENDITURE BREAKDOWN

EXPENDITURE BREAKDOWN	ENGINEERING	TESTING	LAND ACQUISITION	CONSTRUCTION	OTHER	TOTAL
PRIOR BDGTS				74,000		74,000
2025-2026 2026-2027 2027-2028 2028-2029 2029-2030						
BEYOND 2030						
TOTAL COST				74,000		74,000

PROJECT SPECIFICATIONS

PROJECT DESCRIPTION:

Installation of 2" gas main and services lines.

PROJECT JUSTIFICATION:

Extension of gas service to new development.

PROJECT PRIORITY: A

START DATE: 2024 **EST TIME TO COMPLETE:** 2 Years

OPERATING BUDGET EFFECT:

X NONE N/A SEE DETAIL

SHEET A 2025-2026/2029-2030 CAPITAL IMPROVEMENTS PROGRAM

PROJECT TITLE: Bayou Fields Subdivision Gas	**PROJECT CATEGORY:** Gas
PROJECT NUMBER: 782303	**COUNCIL DISTRICT #** N/A
DIVISION: Utilities	**DEPARTMENT:** Gas

PROJECT BUDGET

REVENUE BREAKDOWN

REVENUE SOURCES					UTILITY FUND	TOTAL
PRIOR BDGTS					151,000	151,000
PRIOR EXP					134,991	134,991
BUDGET C/0					16,009	16,009
2025-2026 2026-2027 2027-2028 2028-2029 2029-2030						
BEYOND 2030						
TOTAL COST					151,000	151,000

EXPENDITURE BREAKDOWN

EXPENDITURE BREAKDOWN	ENGINEERING	TESTING	LAND ACQUISITION	CONSTRUCTION	OTHER	TOTAL
PRIOR BDGTS				151,000		151,000
2025-2026 2026-2027 2027-2028 2028-2029 2029-2030						
BEYOND 2030						
TOTAL COST				151,000		151,000

PROJECT SPECIFICATIONS

PROJECT DESCRIPTION:

Installation of 2" gas main inside subdivision and 4" main along Bayou Rapides Road to the subdivision.

PROJECT JUSTIFICATION:

Supply gas to new development.

PROJECT PRIORITY: A

START DATE: 2025 **EST TIME TO COMPLETE:** 2 Years

OPERATING BUDGET EFFECT:

X NONE ____ N/A ____ SEE DETAIL

SHEET A 2025-2026/2029-2030 CAPITAL IMPROVEMENTS PROGRAM

PROJECT TITLE: Traditions on the Bayou Gas	**PROJECT CATEGORY:** Gas
PROJECT NUMBER: 782304	**COUNCIL DISTRICT #** N/A
DIVISION: Utilities	**DEPARTMENT:** Gas

PROJECT BUDGET

REVENUE BREAKDOWN

REVENUE SOURCES					UTILITY FUND	TOTAL
PRIOR BDGTS					150,000	150,000
PRIOR EXP					14,999	14,999
BUDGET C/0					135,001	135,001
2025-2026						
2026-2027						
2027-2028						
2028-2029						
2029-2030						
BEYOND 2030						
TOTAL COST					150,000	150,000

EXPENDITURE BREAKDOWN

EXPENDITURE BREAKDOWN	ENGINEERING	TESTING	LAND ACQUISITION	CONSTRUCTION	OTHER	TOTAL
PRIOR BDGTS				150,000		150,000
2025-2026						
2026-2027						
2027-2028						
2028-2029						
2029-2030						
BEYOND 2030						
TOTAL COST				150,000		150,000

PROJECT SPECIFICATIONS

PROJECT DESCRIPTION:

Installation of 2" gas main and services lines.

PROJECT JUSTIFICATION:

Extension of gas service to new development.

PROJECT PRIORITY: A

START DATE: 2024 **EST TIME TO COMPLETE:** 2 Years

OPERATING BUDGET EFFECT:

X NONE N/A SEE DETAIL

SHEET A 2025-2026/2029-2030 CAPITAL IMPROVEMENTS PROGRAM

PROJECT TITLE:	PROJECT CATEGORY:
Regulator/Meter Station Refurbishment	Gas
PROJECT NUMBER: 782401	**COUNCIL DISTRICT #** N/A
DIVISION: Utilities	**DEPARTMENT:** Gas

PROJECT BUDGET

REVENUE BREAKDOWN

REVENUE SOURCES					UTILITY FUND	TOTAL
PRIOR BDGTS					118,000	118,000
PRIOR EXP					12,474	12,474
BUDGET C/0					105,526	105,526
2025-2026					50,000	50,000
2026-2027					100,000	100,000
2027-2028						
2028-2029						
2029-2030						
BEYOND 2030					250,000	250,000
TOTAL COST					518,000	518,000

EXPENDITURE BREAKDOWN

EXPENDITURE BREAKDOWN	ENGINEERING	TESTING	LAND ACQUISITION	CONSTRUCTION	OTHER	TOTAL
PRIOR BDGTS					118,000	118,000
2025-2026					50,000	50,000
2026-2027					100,000	100,000
2027-2028						
2028-2029						
2029-2030						
BEYOND 2030					250,000	250,000
TOTAL COST					518,000	518,000

PROJECT SPECIFICATIONS

PROJECT DESCRIPTION:

Priming and painting Gas Meter/Regulator Stations.

PROJECT JUSTIFICATION:

Gas system operations and maintenance.

PROJECT PRIORITY: A

START DATE: 2025 **EST TIME TO COMPLETE:** Ongoing

OPERATING BUDGET EFFECT:

X NONE N/A SEE DETAIL

SHEET A 2025-2026/2029-2030 CAPITAL IMPROVEMENTS PROGRAM

PROJECT TITLE:	PROJECT CATEGORY:
Wellington/Charleston 2" Gas Main Installation	Gas
PROJECT NUMBER: 782402	**COUNCIL DISTRICT #** N/A
DIVISION: Utilities	**DEPARTMENT:** Gas

PROJECT BUDGET

REVENUE BREAKDOWN

REVENUE SOURCES					UTILITY FUND	TOTAL
PRIOR BDGTS PRIOR EXP					80,000	80,000
BUDGET C/0					80,000	80,000
2025-2026 2026-2027 2027-2028 2028-2029 2029-2030					45,000	45,000
BEYOND 2030						
TOTAL COST					125,000	125,000

EXPENDITURE BREAKDOWN

EXPENDITURE BREAKDOWN	ENGINEERING	TESTING	LAND ACQUISITION	CONSTRUCTION	OTHER	TOTAL
PRIOR BDGTS					80,000	80,000
2025-2026 2026-2027 2027-2028 2028-2029 2029-2030					45,000	45,000
BEYOND 2030						
TOTAL COST					125,000	125,000

PROJECT SPECIFICATIONS

PROJECT DESCRIPTION:

Gas main and services to town home development.

PROJECT JUSTIFICATION:

Expansion of customer base.

PROJECT PRIORITY: A

START DATE: 2025 **EST TIME TO COMPLETE:** 2 Years

OPERATING BUDGET EFFECT:

X NONE ____ N/A ____ SEE DETAIL

SHEET A 2025-2026/2029-2030 CAPITAL IMPROVEMENTS PROGRAM

PROJECT TITLE: Gas Infrastructure Enhancements	**PROJECT CATEGORY:** Gas
PROJECT NUMBER 782403	**COUNCIL DISTRICT #** N/A
DIVISION: Utilities	**DEPARTMENT:** Gas

PROJECT BUDGET

REVENUE BREAKDOWN

REVENUE SOURCES					UTILITY FUND	TOTAL
PRIOR BDGTS					85,000	85,000
PRIOR EXP						
BUDGET C/0					85,000	85,000
2025-2026					800,000	800,000
2026-2027					800,000	800,000
2027-2028					800,000	800,000
2028-2029					800,000	800,000
2029-2030					800,000	800,000
BEYOND 2030						
TOTAL COST					4,085,000	4,085,000

EXPENDITURE BREAKDOWN

EXPENDITURE BREAKDOWN	ENGINEERING	TESTING	LAND ACQUISITION	CONSTRUCTION	OTHER	TOTAL
PRIOR BDGTS					85,000	85,000
2025-2026					800,000	800,000
2026-2027					800,000	800,000
2027-2028					800,000	800,000
2028-2029					800,000	800,000
2029-2030					800,000	800,000
BEYOND 2030						
TOTAL COST					4,085,000	4,085,000

PROJECT SPECIFICATIONS

PROJECT DESCRIPTION:

Priming and painting Gas Meter/Regulator Stations.

PROJECT JUSTIFICATION:

Gas system operations and maintenance.

PROJECT PRIORITY: A

START DATE: 2025 **EST TIME TO COMPLETE:** 2 Years

OPERATING BUDGET EFFECT:

X NONE N/A SEE DETAIL

SHEET A 2025-2026/2029-2030 CAPITAL IMPROVEMENTS PROGRAM

PROJECT TITLE:	PROJECT CATEGORY:
Rue Notre Dame & Rue Maria Gas Extension	Gas
PROJECT NUMBER: 782404	**COUNCIL DISTRICT #** N/A
DIVISION: Utilities	**DEPARTMENT:** Gas

PROJECT BUDGET

REVENUE BREAKDOWN

REVENUE SOURCES					UTILITY FUND	TOTAL
PRIOR BDGTS PRIOR EXP					60,000	60,000
BUDGET C/0					60,000	60,000
2025-2026 2026-2027 2027-2028 2028-2029 2029-2030						
BEYOND 2030						
TOTAL COST					60,000	60,000

EXPENDITURE BREAKDOWN

EXPENDITURE BREAKDOWN	ENGINEERING	TESTING	LAND ACQUISITION	CONSTRUCTION	OTHER	TOTAL
PRIOR BDGTS					60,000	60,000
2025-2026 2026-2027 2027-2028 2028-2029 2029-2030						
BEYOND 2030						
TOTAL COST					60,000	60,000

PROJECT SPECIFICATIONS

PROJECT DESCRIPTION:

Completion of 2 way feed for named streets.

PROJECT JUSTIFICATION:

Ensure reliable gas feed.

PROJECT PRIORITY: A

START DATE: 2025 **EST TIME TO COMPLETE:** 1 Year

OPERATING BUDGET EFFECT:

X NONE N/A SEE DETAIL

SHEET A 2025-2026/2029-2030 CAPITAL IMPROVEMENTS PROGRAM

PROJECT TITLE: Odorization Equipment Upgrades	**PROJECT CATEGORY:** Gas
PROJECT NUMBER: 782501	**COUNCIL DISTRICT #** N/A
DIVISION: Utilities	**DEPARTMENT:** Gas

PROJECT BUDGET

REVENUE BREAKDOWN

REVENUE SOURCES					UTILITY FUND	TOTAL
PRIOR BDGTS PRIOR EXP					25,000	25,000
BUDGET C/0					25,000	25,000
2025-2026 2026-2027 2027-2028 2028-2029 2029-2030					25,000	25,000
BEYOND 2030						
TOTAL COST					50,000	50,000

EXPENDITURE BREAKDOWN

EXPENDITURE BREAKDOWN	ENGINEERING	TESTING	LAND ACQUISITION	CONSTRUCTION	OTHER	TOTAL
PRIOR BDGTS					25,000	25,000
2025-2026 2026-2027 2027-2028 2028-2029 2029-2030					25,000	25,000
BEYOND 2030						
TOTAL COST					50,000	50,000

PROJECT SPECIFICATIONS

PROJECT DESCRIPTION:

Odorization equipment and odorant.

PROJECT JUSTIFICATION:

Odorize natural gas coming into City Gates.

PROJECT PRIORITY: A

START DATE: 2025 **EST TIME TO COMPLETE:** 2 Years

OPERATING BUDGET EFFECT:

X NONE ..... N/A ..... SEE DETAIL

SHEET A 2025-2026/2029-2030 CAPITAL IMPROVEMENTS PROGRAM

PROJECT TITLE: Gas Extensions & Rehab	**PROJECT CATEGORY:** Gas
PROJECT NUMBER: 782502	**COUNCIL DISTRICT #** N/A
DIVISION: Utilities	**DEPARTMENT:** Gas

PROJECT BUDGET

REVENUE BREAKDOWN

REVENUE SOURCES					UTILITY FUND	TOTAL
PRIOR BDGTS PRIOR EXP					200,000	200,000
BUDGET C/0					200,000	200,000
2025-2026 2026-2027 2027-2028 2028-2029 2029-2030						
BEYOND 2030						
TOTAL COST					200,000	200,000

EXPENDITURE BREAKDOWN

EXPENDITURE BREAKDOWN	ENGINEERING	TESTING	LAND ACQUISITION	CONSTRUCTION	OTHER	TOTAL
PRIOR BDGTS					200,000	200,000
2025-2026 2026-2027 2027-2028 2028-2029 2029-2030						
BEYOND 2030						
TOTAL COST					200,000	200,000

PROJECT SPECIFICATIONS

PROJECT DESCRIPTION:

Maintenance of regulator stations, gas lines, and gates. Installation of new gas mains, metering devices and services .

PROJECT JUSTIFICATION:

This item is utilized as a portion of the All Requirements Contract (ARC) for maintenance and/or replacement of regulator stations, meters, gas lines, and gates. Installation of new gas mains, metering devices, and services.

PROJECT PRIORITY: A

START DATE: 2025 **EST TIME TO COMPLETE:** 1 Year

OPERATING BUDGET EFFECT:

X NONE ____ N/A ____ SEE DETAIL

SHEET A 2025-2026/2029-2030 CAPITAL IMPROVEMENTS PROGRAM

PROJECT TITLE:	PROJECT CATEGORY:
Lower 3rd Gas Replacement	Gas
PROJECT NUMBER: 782503	**COUNCIL DISTRICT #** N/A
DIVISION:	**DEPARTMENT:**
Utilities	Gas

PROJECT BUDGET

REVENUE BREAKDOWN

REVENUE SOURCES					UTILITY FUND	TOTAL
PRIOR BDGTS PRIOR EXP					520,000	520,000
BUDGET C/0					520,000	520,000
2025-2026 2026-2027 2027-2028 2028-2029 2029-2030						
BEYOND 2030						
TOTAL COST					520,000	520,000

EXPENDITURE BREAKDOWN

EXPENDITURE BREAKDOWN	ENGINEERING	TESTING	LAND ACQUISITION	CONSTRUCTION	OTHER	TOTAL
PRIOR BDGTS					520,000	520,000
2025-2026 2026-2027 2027-2028 2028-2029 2029-2030						
BEYOND 2030						
TOTAL COST					520,000	520,000

PROJECT SPECIFICATIONS

PROJECT DESCRIPTION:

PHMSA grant project - engineering services reimbursement

PROJECT JUSTIFICATION:

This item is utilized as a portion of the All Requirements Contract (ARC) for maintenance and/or replacement of regulator stations, meters, gas lines, and gates. Installation of new gas mains, metering devices, and services.

PROJECT PRIORITY: A

START DATE: 2025 **EST TIME TO COMPLETE:** 1 Year

OPERATING BUDGET EFFECT:

X NONE N/A SEE DETAIL

SHEET A 2025-2026/2029-2030 CAPITAL IMPROVEMENTS PROGRAM

PROJECT TITLE: Stracener/South Street Gas	**PROJECT CATEGORY:** Gas
PROJECT NUMBER: N/A	**COUNCIL DISTRICT #** N/A
DIVISION: Utilities	**DEPARTMENT:** Gas

PROJECT BUDGET

REVENUE BREAKDOWN

REVENUE SOURCES					UTILITY FUND	TOTAL
PRIOR BDGTS PRIOR EXP						
BUDGET C/0						
2025-2026 2026-2027 2027-2028 2028-2029 2029-2030						
BEYOND 2030					300,000	300,000
TOTAL COST					300,000	300,000

EXPENDITURE BREAKDOWN

EXPENDITURE BREAKDOWN	ENGINEERING	TESTING	LAND ACQUISITION	CONSTRUCTION	OTHER	TOTAL
PRIOR BDGTS						
2025-2026 2026-2027 2027-2028 2028-2029 2029-2030						
BEYOND 2030				300,000		300,000
TOTAL COST				300,000		300,000

PROJECT SPECIFICATIONS

PROJECT DESCRIPTION:

Replacement of steel gas mains and services.

PROJECT JUSTIFICATION:

Existing lines and services are nearing end of useful life.

PROJECT PRIORITY: A

START DATE: N/A **EST TIME TO COMPLETE:** N/A

OPERATING BUDGET EFFECT:

X NONE ____ N/A ____ SEE DETAIL

SHEET A 2025-2026/2029-2030 CAPITAL IMPROVEMENTS PROGRAM

PROJECT TITLE: Grundy Cooper Gas Replacement	**PROJECT CATEGORY:** Gas
PROJECT NUMBER: N/A	**COUNCIL DISTRICT #** N/A
DIVISION: Utilities	**DEPARTMENT:** Gas

PROJECT BUDGET

REVENUE BREAKDOWN

REVENUE SOURCES					UTILITY FUND	TOTAL
PRIOR BDGTS PRIOR EXP						
BUDGET C/0						
2025-2026 2026-2027 2027-2028 2028-2029 2029-2030						
BEYOND 2030					900,000	900,000
TOTAL COST					900,000	900,000

EXPENDITURE BREAKDOWN

EXPENDITURE BREAKDOWN	ENGINEERING	TESTING	LAND ACQUISITION	CONSTRUCTION	OTHER	TOTAL
PRIOR BDGTS						
2025-2026 2026-2027 2027-2028 2028-2029 2029-2030						
BEYOND 2030				900,000		900,000
TOTAL COST				900,000		900,000

PROJECT SPECIFICATIONS

PROJECT DESCRIPTION:

Replace existing steel line with 2" P.E. line; approximately 27,000 feet

PROJECT JUSTIFICATION:

Extending Useful Life.

PROJECT PRIORITY: A

START DATE: N/A **EST TIME TO COMPLETE:** N/A

OPERATING BUDGET EFFECT:

X NONE ____ N/A ____ SEE DETAIL

SHEET A 2025-2026/2029-2030 CAPITAL IMPROVEMENTS PROGRAM

PROJECT TITLE: Alexandria West Side Gas Feed	**PROJECT CATEGORY:** Gas
PROJECT NUMBER: N/A	**COUNCIL DISTRICT #** N/A
DIVISION: Utilities	**DEPARTMENT:** Gas

PROJECT BUDGET

REVENUE BREAKDOWN

REVENUE SOURCES					UTILITY FUND	TOTAL
PRIOR BDGTS PRIOR EXP						
BUDGET C/0						
2025-2026 2026-2027 2027-2028 2028-2029 2029-2030						
BEYOND 2030					6,500,000	6,500,000
TOTAL COST					6,500,000	6,500,000

EXPENDITURE BREAKDOWN

EXPENDITURE BREAKDOWN	ENGINEERING	TESTING	LAND ACQUISITION	CONSTRUCTION	OTHER	TOTAL
PRIOR BDGTS						
2025-2026 2026-2027 2027-2028 2028-2029 2029-2030						
BEYOND 2030					6,500,000	6,500,000
TOTAL COST				0	6,500,000	6,500,000

PROJECT SPECIFICATIONS

PROJECT DESCRIPTION:

Construction of new tap, regulator stations, and main line to connect to Enterprise's transmission line on Highway 165 South.

PROJECT JUSTIFICATION:

Provie an additional natural gas feed for the City's Gas Distribution System to improve reliability.

PROJECT PRIORITY: A

START DATE: N/A **EST TIME TO COMPLETE:** N/A

OPERATING BUDGET EFFECT:

X NONE ____ N/A ____ SEE DETAIL

SHEET A 2025-2026/2029-2030 CAPITAL IMPROVEMENTS PROGRAM

PROJECT TITLE: Zone 15 Gas Replacement	**PROJECT CATEGORY:** Gas
PROJECT NUMBER: N/A	**COUNCIL DISTRICT #** N/A
DIVISION: Utilities	**DEPARTMENT:** Gas

PROJECT BUDGET

REVENUE BREAKDOWN

REVENUE SOURCES					UTILITY FUND	TOTAL
PRIOR BDGTS PRIOR EXP						
BUDGET C/0						
2025-2026 2026-2027 2027-2028 2028-2029 2029-2030						
BEYOND 2030					300,000	300,000
TOTAL COST					300,000	300,000

EXPENDITURE BREAKDOWN

EXPENDITURE BREAKDOWN	ENGINEERING	TESTING	LAND ACQUISITION	CONSTRUCTION	OTHER	TOTAL
PRIOR BDGTS						
2025-2026 2026-2027 2027-2028 2028-2029 2029-2030						
BEYOND 2030	50,000				250,000	300,000
TOTAL COST	50,000				250,000	300,000

PROJECT SPECIFICATIONS

PROJECT DESCRIPTION:

Replacement of gas mains, gas service lines, and meter sets in the area of the former North Circle, including Railroad Avenue, Stracener Street and South Street.

PROJECT JUSTIFICATION:

Continued replacement and upgrade of natural gas system as per DIMP/PHMSA recommendations.

PROJECT PRIORITY: A

START DATE: N/A **EST TIME TO COMPLETE:** N/A

OPERATING BUDGET EFFECT:

X NONE ..... N/A ..... SEE DETAIL

SHEET A 2025-2026/2029-2030 CAPITAL IMPROVEMENTS PROGRAM

PROJECT TITLE: Bayou Rapides Road Gas Extension	**PROJECT CATEGORY:** Gas
PROJECT NUMBER: N/A	**COUNCIL DISTRICT #** N/A
DIVISION: Utilities	**DEPARTMENT:** Gas

PROJECT BUDGET

REVENUE BREAKDOWN

REVENUE SOURCES					UTILITY FUND	TOTAL
PRIOR BDGTS PRIOR EXP						
BUDGET C/0						
2025-2026 2026-2027 2027-2028 2028-2029 2029-2030						
BEYOND 2030					250,000	250,000
TOTAL COST					250,000	250,000

EXPENDITURE BREAKDOWN

EXPENDITURE BREAKDOWN	ENGINEERING	TESTING	LAND ACQUISITION	CONSTRUCTION	OTHER	TOTAL
PRIOR BDGTS						
2025-2026 2026-2027 2027-2028 2028-2029 2029-2030						
BEYOND 2030	50,000			200,000		250,000
TOTAL COST	50,000			200,000		250,000

PROJECT SPECIFICATIONS

PROJECT DESCRIPTION:

Installation of approximately 10,000 ft of PE Gas Line on Bayou Rapides Road from Plantation Drive to Vandenburg Drive.

PROJECT JUSTIFICATION:

Maintain a 2-way feed to England Airpark and Highway 28 West Corridor.

PROJECT PRIORITY: A

START DATE: N/A **EST TIME TO COMPLETE:** N/A

OPERATING BUDGET EFFECT:

X NONE ____ N/A ____ SEE DETAIL

SHEET A 2025-2026/2029-2030 CAPITAL IMPROVEMENTS PROGRAM

PROJECT TITLE: Jefferson Heights Gas Relocation	**PROJECT CATEGORY:** Gas
PROJECT NUMBER: N/A	**COUNCIL DISTRICT #** N/A
DIVISION: Utilities	**DEPARTMENT:** Gas

PROJECT BUDGET

REVENUE BREAKDOWN

REVENUE SOURCES					UTILITY FUND	TOTAL
PRIOR BDGTS PRIOR EXP						
BUDGET C/0						
2025-2026 2026-2027 2027-2028 2028-2029 2029-2030						
BEYOND 2030					300,000	300,000
TOTAL COST					300,000	300,000

EXPENDITURE BREAKDOWN

EXPENDITURE BREAKDOWN	ENGINEERING	TESTING	LAND ACQUISITION	CONSTRUCTION	OTHER	TOTAL
PRIOR BDGTS						
2025-2026 2026-2027 2027-2028 2028-2029 2029-2030						
BEYOND 2030	50,000			250,000		300,000
TOTAL COST	50,000			250,000		300,000

PROJECT SPECIFICATIONS

PROJECT DESCRIPTION:

Replacement of Gas Mains, Services, and Meters in the area of Jefferson Street, Joseph Street, and Lee Street Extension.

PROJECT JUSTIFICATION:

Continued replacement and upgrade of natural gas system as per DIMP/PHMSA regulations.

PROJECT PRIORITY: A

START DATE: N/A **EST TIME TO COMPLETE:** N/A

OPERATING BUDGET EFFECT:

X NONE ..... N/A ..... SEE DETAIL

SHEET A 2025-2026/2029-2030 CAPITAL IMPROVEMENTS PROGRAM

PROJECT TITLE:	PROJECT CATEGORY:
Lee Street Ext/Kees Avenue Gas Relocation	Gas
PROJECT NUMBER: N/A	**COUNCIL DISTRICT #** N/A
DIVISION: Utilities	**DEPARTMENT:** Gas

PROJECT BUDGET

REVENUE BREAKDOWN

REVENUE SOURCES					UTILITY FUND	TOTAL
PRIOR BDGTS PRIOR EXP						
BUDGET C/0						
2025-2026 2026-2027 2027-2028 2028-2029 2029-2030						
BEYOND 2030					300,000	300,000
TOTAL COST					300,000	300,000

EXPENDITURE BREAKDOWN

EXPENDITURE BREAKDOWN	ENGINEERING	TESTING	LAND ACQUISITION	CONSTRUCTION	OTHER	TOTAL
PRIOR BDGTS						
2025-2026 2026-2027 2027-2028 2028-2029 2029-2030						
BEYOND 2030	50,000			250,000		300,000
TOTAL COST	50,000			250,000		300,000

PROJECT SPECIFICATIONS

PROJECT DESCRIPTION:

Replacement of Gas Mains, Services, and Meters in the area of Lee Street Extension and Kees Avenue.

PROJECT JUSTIFICATION:

Continued replacement and upgrade of natural gas system as per DIMP/PHMSA regulations.

PROJECT PRIORITY: A

START DATE: N/A **EST TIME TO COMPLETE:** N/A

OPERATING BUDGET EFFECT:

X NONE ..... N/A ..... SEE DETAIL

********This Page Intentionally Left Blank********

TABLE OF CONTENTS

WASTEWATER

			PAGE
818901	Sewer Line Rehab & Replacement	.....	232
811501	Lift Station Upgrades	.....	233
811701	Wastewater Main Rep - Legacy System	.....	234
812001	Dechlorination Facility Imrprovements	.....	235
812101	Marye Street Sewer	.....	236
812201	Aerator Mooring @ Plant	.....	237
812202	Treatment Plant Roadway Lighting	.....	238
812203	SCADA Tower Replacement	.....	239
812401	SCADA System Additions/Upgrades	.....	240
812402	Wastewater Admin Refurb/Additions	.....	241
812501	WWTP Primary Cell 2 - Sludge Removal	.....	242
812502	Martin Park Flood Control Stand By	.....	243
812503	West Alex Wastewater Capacity Study	.....	244
*	Windemere Lift Station Gravity Sewer	.....	245
*	Engine Replacement-Jones St Lift Station	.....	246
*	Highway 28 W Sewer Improvements	.....	247
*	Main Lift Stations Renovation	.....	248
*	W Sandy Bayou Flood Control Stand By	.....	249
*	Downtown Sewer Line Rehab	.....	250
*	West Alexandria Treatment Plant	.....	251
*	Treatment Plant Drainage	.....	252
*	Calvert Street Lift Station	.....	253

2025-2026
COMBINED CAPITAL PROJECTS
SOURCES OF FUNDING SUMMARY

WASTEWATER

PROJECT IDENTIFICATION	SALES TAXES	AD VAL TAX- 14	AD VAL TAX- 18	FEDERAL FUNDS	STATE FUNDS	UTILITY FUND	OTHER	TOTALS
Sewer Line Rehab & Replacement						1,000,000		1,000,000
Lift Station Upgrades						750,000		750,000
Marye Street Sewer						1,700,000		1,700,000
Wastewater Admin Refurb/Additions						50,000		50,000
WWTP Primary Cell 2 - Sludge Removal						500,000		500,000
Total Wastewater	0	0	0	0	0	4,000,000	0	4,000,000

2025-2026
ENTERPRISE CAPITAL PROJECTS
FIVE YEAR CAPITAL PLAN

WASTEWATER

PROJ #	PROJECT IDENTIFICATION	BUDGET C/O	FISCAL YEAR 25-26	26-27	27-28	28-29	29-30	TOTAL 5 YEAR	BEYOND 2030	TOTAL COST
818901	Sewer Line Rehab & Replacement	1,119,551	1,000,000	1,010,000	1,010,000	1,010,000	1,010,000	5,040,000		5,040,000
811501	Lift Station Upgrades	641,823	750,000	750,000	750,000	750,000	750,000	3,750,000		3,750,000
811701	Wastewater Main Rep - Legacy Systen	0		1,010,000	1,010,000	1,010,000	1,010,000	4,040,000		4,040,000
812001	Dechlorination Facility Imrprovements	10,542						0		0
812101	Marye Street Sewer	1,542,319	1,700,000	580,000	400,000			2,680,000		2,680,000
812201	Aerator Mooring @ Plant	4,278						0		0
812202	Treatment Plant Roadway Lighting	128,470						0		0
812203	SCADA Tower Replacement	11,215						0		0
812401	SCADA System Additions/Upgrades	0		425,000	290,000	290,000		1,005,000		1,005,000
812402	Wastewater Admin Refurb/Additions	0	50,000	50,000	50,000	50,000	50,000	250,000		250,000
812501	WWTP Primary Cell 2 - Sludge Remov	3,330,000	500,000						6,866,000	6,866,000
812502	Martin Park Flood Control Stand By	121,855								0
812503	West Alex Wastewater Capacity Study	150,000						0		0
*	Windemere Lift Station Gravity Sewer	0							1,592,000	1,592,000
*	Engine Replacement-Jones St Lift Stati	0							2,400,000	2,400,000
*	Highway 28 W Sewer Improvements	0						0	1,570,000	1,570,000
*	Main Lift Stations Renovation	0						0	4,148,000	4,148,000
*	W Sandy Bayou Flood Control Stand B	0						0		0
*	Downtown Sewer Line Rehab	0						0	6,000,000	6,000,000
*	West Alexandria Treatment Plant	0						0	57,910,000	57,910,000
*	Treatment Plant Drainage	0						0	465,000	465,000
*	Calvert Street Lift Station	0						0	6,600,000	6,600,000
	Total Wastewater	7,060,053	4,000,000	3,825,000	3,510,000	3,110,000	2,820,000	16,765,000	87,551,000	104,316,000

* Project Number to be Assigned

@ New or Revised Projects

Projects to be closed

SHEET A 2025-2026/2029-2030 CAPITAL IMPROVEMENTS PROGRAM

PROJECT TITLE: Sewer Line Rehabilitation	**PROJECT CATEGORY:** Wastewater
PROJECT NUMBER: 818901	**COUNCIL DISTRICT #** N/A
DIVISION: Utilities	**DEPARTMENT:** Wastewater

PROJECT BUDGET

REVENUE BREAKDOWN

REVENUE SOURCES					UTILITY FUND	TOTAL
PRIOR BDGTS					16,352,766	16,352,766
PRIOR EXP					15,233,215	15,233,215
BUDGET C/0					1,119,551	1,119,551
2025-2026					1,000,000	1,000,000
2026-2027					1,010,000	1,010,000
2027-2028					1,010,000	1,010,000
2028-2029					1,010,000	1,010,000
2029-2030					1,010,000	1,010,000
BEYOND 2030						
TOTAL COST					21,392,766	21,392,766

EXPENDITURE BREAKDOWN

EXPENDITURE BREAKDOWN	ENGINEERING	TESTING	LAND ACQUISITION	CONSTRUCTION	OTHER	TOTAL
PRIOR BDGTS	740,000			15,612,766		16,352,766
2025-2026				1,000,000		1,000,000
2026-2027				1,010,000		1,010,000
2027-2028				1,010,000		1,010,000
2028-2029				1,010,000		1,010,000
2029-2030				1,010,000		1,010,000
BEYOND 2030						
TOTAL COST	740,000			20,652,766		21,392,766

PROJECT SPECIFICATIONS

PROJECT DESCRIPTION:

Sewer line rehabilitation.

PROJECT JUSTIFICATION:

Repair, reline or replace deteriorated mains, manholes and services that are identified as causing excess infiltration and inflow into the collection system. This project addresses our entire collection system. Increased cost are to ensure EPA compliance in coming years. We have received correspondence for the EPA urging the reimplementation of this program.

PROJECT PRIORITY: A

START DATE: On Going **EST TIME TO COMPLETE:** On Going

OPERATING BUDGET EFFECT:

X NONE N/A SEE DETAIL

SHEET A 2025-2026/2029-2030 CAPITAL IMPROVEMENTS PROGRAM

PROJECT TITLE: Lift Station Upgrades	**PROJECT CATEGORY:** Wastewater
PROJECT NUMBER: 811501	**COUNCIL DISTRICT #** N/A
DIVISION: Utilities	**DEPARTMENT:** Wastewater

PROJECT BUDGET

REVENUE BREAKDOWN

REVENUE SOURCES					UTILITY FUND	TOTAL
PRIOR BDGTS					1,125,000	1,125,000
PRIOR EXP					483,177	483,177
BUDGET C/0					641,823	641,823
2025-2026					750,000	750,000
2026-2027					750,000	750,000
2027-2028					750,000	750,000
2028-2029					750,000	750,000
2029-2030					750,000	750,000
BEYOND 2030						
TOTAL COST					4,875,000	4,875,000

EXPENDITURE BREAKDOWN

EXPENDITURE BREAKDOWN	ENGINEERING	TESTING	LAND ACQUISITION	CONSTRUCTION	OTHER	TOTAL
PRIOR BDGTS					1,125,000	1,125,000
2025-2026					750,000	750,000
2026-2027					750,000	750,000
2027-2028					750,000	750,000
2028-2029					750,000	750,000
2029-2030					750,000	750,000
BEYOND 2030						
TOTAL COST					4,875,000	4,875,000

PROJECT SPECIFICATIONS

PROJECT DESCRIPTION:

Installation of modern above-ground duplex pump package with high capacity pumps at Good Earth, Clermont, Twin Bridges Road, North Village, Briarwood, and Landmark Lift Stations.

PROJECT JUSTIFICATION:

Existing pumps ath these stations are inefficient and have to be frequently repaired.

PROJECT PRIORITY: A

START DATE: Ongoing **EST TIME TO COMPLETE:** Ongoing

OPERATING BUDGET EFFECT:

[ ] NONE [X] N/A [ ] SEE DETAIL

SHEET A 2025-2026/2029-2030 CAPITAL IMPROVEMENTS PROGRAM

PROJECT TITLE: Wastewater Main Repl-Legacy System	**PROJECT CATEGORY:** Wastewater
PROJECT NUMBER: 811701	**COUNCIL DISTRICT #** N/A
DIVISION: Utilities	**DEPARTMENT:** Wastewater

PROJECT BUDGET

REVENUE BREAKDOWN

REVENUE SOURCES					UTILITY FUND	TOTAL
PRIOR BDGTS					1,084,452	1,084,452
PRIOR EXP					1,084,452	1,084,452
BUDGET C/0					0	0
2025-2026						
2026-2027					1,010,000	1,010,000
2027-2028					1,010,000	1,010,000
2028-2029					1,010,000	1,010,000
2029-2030					1,010,000	1,010,000
BEYOND 2030						
TOTAL COST					5,124,452	5,124,452

EXPENDITURE BREAKDOWN

EXPENDITURE BREAKDOWN	ENGINEERING	TESTING	LAND ACQUISITION	CONSTRUCTION	OTHER	TOTAL
PRIOR BDGTS					1,084,452	1,084,452
2025-2026						
2026-2027					1,010,000	1,010,000
2027-2028					1,010,000	1,010,000
2028-2029					1,010,000	1,010,000
2029-2030					1,010,000	1,010,000
BEYOND 2030						
TOTAL COST					5,124,452	5,124,452

PROJECT SPECIFICATIONS

PROJECT DESCRIPTION:

Replace existing wastewater mains in the area generally bounded by the Red River, Lee Street, Bolton Avenue, and Rapides Avenue.

PROJECT JUSTIFICATION:

This will replace the utility infrastructure in one of the oldest areas of the City.

PROJECT PRIORITY: A

START DATE: Ongoing **EST TIME TO COMPLETE:** Ongoing

OPERATING BUDGET EFFECT:

NONE X N/A SEE DETAIL

SHEET A 2025-2026/2029-2030 CAPITAL IMPROVEMENTS PROGRAM

PROJECT TITLE: Dechlorination Facility Improvements	**PROJECT CATEGORY:** Wastewater
PROJECT NUMBER: 812001	**COUNCIL DISTRICT #** N/A
DIVISION: Utilities	**DEPARTMENT:** Wastewater

PROJECT BUDGET

REVENUE BREAKDOWN

REVENUE SOURCES					UTILITY FUND	TOTAL
PRIOR BDGTS					142,655	142,655
PRIOR EXP					132,113	132,113
BUDGET C/0					10,542	10,542
2025-2026 2026-2027 2027-2028 2028-2029 2029-2030						
BEYOND 2030						
TOTAL COST					142,655	142,655

EXPENDITURE BREAKDOWN

EXPENDITURE BREAKDOWN	ENGINEERING	TESTING	LAND ACQUISITION	CONSTRUCTION	OTHER	TOTAL
PRIOR BDGTS					142,655	142,655
2025-2026 2026-2027 2027-2028 2028-2029 2029-2030						
BEYOND 2030						
TOTAL COST					142,655	142,655

PROJECT SPECIFICATIONS

PROJECT DESCRIPTION:

Replacement of existing dechlorination equipment.

PROJECT JUSTIFICATION:

Bring facility back into service.

PROJECT PRIORITY: A

START DATE: Ongoing **EST TIME TO COMPLETE:** Ongoing

OPERATING BUDGET EFFECT:

[ ] NONE [X] N/A [ ] SEE DETAIL

SHEET A 2025-2026/2029-2030 CAPITAL IMPROVEMENTS PROGRAM

PROJECT TITLE:	PROJECT CATEGORY:
Marye Street Sewer	Wastewater
PROJECT NUMBER: 812101	**COUNCIL DISTRICT #** N/A
DIVISION: Utilities	**DEPARTMENT:** Wastewater

PROJECT BUDGET

REVENUE BREAKDOWN

REVENUE SOURCES					UTILITY FUND	TOTAL
PRIOR BDGTS					1,600,000	1,600,000
PRIOR EXP					57,681	57,681
BUDGET C/0					1,542,319	1,542,319
2025-2026					1,700,000	1,700,000
2026-2027					580,000	580,000
2027-2028					400,000	400,000
2028-2029						
2029-2030						
BEYOND 2030						
TOTAL COST					4,280,000	4,280,000

EXPENDITURE BREAKDOWN

EXPENDITURE BREAKDOWN	ENGINEERING	TESTING	LAND ACQUISITION	CONSTRUCTION	OTHER	TOTAL
PRIOR BDGTS				1,600,000		1,600,000
2025-2026				1,700,000		1,700,000
2026-2027				580,000		580,000
2027-2028				400,000		400,000
2028-2029						
2029-2030						
BEYOND 2030						
TOTAL COST				4,280,000		4,280,000

PROJECT SPECIFICATIONS

PROJECT DESCRIPTION:

Rehab of existing 15" sewer main and Customer sewer services.

PROJECT JUSTIFICATION:

This project is needed to rehab the existing main Due to age and deterioration of the main and eliminate the need for constant repairs. The services will also be placed in the right of way further reducing the need for maintenance.

PROJECT PRIORITY: A

START DATE: 2026 **EST TIME TO COMPLETE:** 4 Years

OPERATING BUDGET EFFECT:

[ ] NONE [X] N/A [ ] SEE DETAIL

SHEET A 2025-2026/2029-2030 CAPITAL IMPROVEMENTS PROGRAM

PROJECT TITLE: Aerator Mooring at Treatment Plant	**PROJECT CATEGORY:** Wastewater
PROJECT NUMBER: 812201	**COUNCIL DISTRICT #** N/A
DIVISION: Utilities	**DEPARTMENT:** Wastewater

PROJECT BUDGET

REVENUE BREAKDOWN

REVENUE SOURCES					UTILITY FUND	TOTAL
PRIOR BDGTS					822,500	822,500
PRIOR EXP					818,222	818,222
BUDGET C/0					4,278	4,278
2025-2026 2026-2027 2027-2028 2028-2029 2029-2030						
BEYOND 2030						
TOTAL COST					822,500	822,500

EXPENDITURE BREAKDOWN

EXPENDITURE BREAKDOWN	ENGINEERING	TESTING	LAND ACQUISITION	CONSTRUCTION	OTHER	TOTAL
PRIOR BDGTS					822,500	822,500
2025-2026 2026-2027 2027-2028 2028-2029 2029-2030						
BEYOND 2030						
TOTAL COST					822,500	822,500

PROJECT SPECIFICATIONS

PROJECT DESCRIPTION:

Replacement of Aerator mooring system at the Wastewater Treatment Plant.

PROJECT JUSTIFICATION:

Existing creosote pilings used as mooring points on the aetators have severely deteriorated from exposure to the elements.

PROJECT PRIORITY: A

START DATE: 2024 **EST TIME TO COMPLETE:** 2 Years

OPERATING BUDGET EFFECT:

NONE X N/A SEE DETAIL

SHEET A 2025-2026/2029-2030 CAPITAL IMPROVEMENTS PROGRAM

PROJECT TITLE: Treatment Plant Roadway Lighting	**PROJECT CATEGORY:** Wastewater
PROJECT NUMBER: 812202	**COUNCIL DISTRICT #** N/A
DIVISION: Utilities	**DEPARTMENT:** Wastewater

PROJECT BUDGET

REVENUE BREAKDOWN

REVENUE SOURCES					UTILITY FUND	TOTAL
PRIOR BDGTS					466,250	466,250
PRIOR EXP					337,780	337,780
BUDGET C/0					128,470	128,470
2025-2026 2026-2027 2027-2028 2028-2029 2029-2030						
BEYOND 2030						0
TOTAL COST					466,250	466,250

EXPENDITURE BREAKDOWN

EXPENDITURE BREAKDOWN	ENGINEERING	TESTING	LAND ACQUISITION	CONSTRUCTION	OTHER	TOTAL
PRIOR BDGTS					466,250	466,250
2025-2026 2026-2027 2027-2028 2028-2029 2029-2030						
BEYOND 2030						0
TOTAL COST					466,250	466,250

PROJECT SPECIFICATIONS

PROJECT DESCRIPTION:

Replacement of roadway access lighting at the Wastewater Treatment Plant.

PROJECT JUSTIFICATION:

Existing lighting was installed in the 1970's. Replacement will be with modern H/E lighting providing safer access around the Plant.

PROJECT PRIORITY: A

START DATE: 2025 **EST TIME TO COMPLETE:** 1 Year

OPERATING BUDGET EFFECT:

[ ] NONE [X] N/A [ ] SEE DETAIL

SHEET A 2025-2026/2029-2030 CAPITAL IMPROVEMENTS PROGRAM

PROJECT TITLE: SCADA Tower Replacement	**PROJECT CATEGORY:** Wastewater
PROJECT NUMBER: 812203	**COUNCIL DISTRICT #** N/A
DIVISION: Utilities	**DEPARTMENT:** Wastewater

PROJECT BUDGET

REVENUE BREAKDOWN

REVENUE SOURCES					UTILITY FUND	TOTAL
PRIOR BDGTS					186,900	186,900
PRIOR EXP					175,685	175,685
BUDGET C/0					11,215	11,215
2025-2026 2026-2027 2027-2028 2028-2029 2029-2030						
BEYOND 2030						
TOTAL COST					186,900	186,900

EXPENDITURE BREAKDOWN

EXPENDITURE BREAKDOWN	ENGINEERING	TESTING	LAND ACQUISITION	CONSTRUCTION	OTHER	TOTAL
PRIOR BDGTS					186,900	186,900
2025-2026 2026-2027 2027-2028 2028-2029 2029-2030						
BEYOND 2030						
TOTAL COST					186,900	186,900

PROJECT SPECIFICATIONS

PROJECT DESCRIPTION:

Replacement of existing SCADA Tower at WWTP.

PROJECT JUSTIFICATION:

Existing structure is unsafe due to inability to tighten the Guy anchors and Guy Wires.

PROJECT PRIORITY: A

START DATE: 2024 **EST TIME TO COMPLETE:** 2 Years

OPERATING BUDGET EFFECT:

[ ] NONE [X] N/A [ ] SEE DETAIL

SHEET A 2025-2026/2029-2030 CAPITAL IMPROVEMENTS PROGRAM

PROJECT TITLE: SCADA System Additions/Upgrades	**PROJECT CATEGORY:** Wastewater
PROJECT NUMBER: 812401	**COUNCIL DISTRICT #** N/A
DIVISION: Utilities	**DEPARTMENT:** Wastewater

PROJECT BUDGET

REVENUE BREAKDOWN

REVENUE SOURCES					UTILITY FUND	TOTAL
PRIOR BDGTS						
PRIOR EXP						
BUDGET C/0						
2025-2026						
2026-2027					425,000	425,000
2027-2028					290,000	290,000
2028-2029					290,000	290,000
2029-2030						
BEYOND 2030						
TOTAL COST					1,005,000	1,005,000

EXPENDITURE BREAKDOWN

EXPENDITURE BREAKDOWN	ENGINEERING	TESTING	LAND ACQUISITION	CONSTRUCTION	OTHER	TOTAL
PRIOR BDGTS						
2025-2026						
2026-2027					425,000	425,000
2027-2028					290,000	290,000
2028-2029					290,000	290,000
2029-2030						
BEYOND 2030						
TOTAL COST					1,005,000	1,005,000

PROJECT SPECIFICATIONS

PROJECT DESCRIPTION:

Upgrading of the SCADA System for New Stations or continued monitoring of Sewer System.

PROJECT JUSTIFICATION:

Project is necessary to add SCADA to existing newer Lift Stations that have no existing SCADA & repair existing SCADA system components as required on other Stations and Locations.

PROJECT PRIORITY: A

START DATE: 2026 **EST TIME TO COMPLETE:** 4 Years

OPERATING BUDGET EFFECT:

[ ] NONE [X] N/A [ ] SEE DETAIL

SHEET A 2025-2026/2029-2030 CAPITAL IMPROVEMENTS PROGRAM

PROJECT TITLE: Wastewater Admin Refurb/Additions	**PROJECT CATEGORY:** Wastewater
PROJECT NUMBER: 812402	**COUNCIL DISTRICT #** N/A
DIVISION: Utilities	**DEPARTMENT:** Wastewater

PROJECT BUDGET

REVENUE BREAKDOWN

REVENUE SOURCES					UTILITY FUND	TOTAL
PRIOR BDGTS						
PRIOR EXP						
BUDGET C/0						
2025-2026					50,000	50,000
2026-2027					50,000	50,000
2027-2028					50,000	50,000
2028-2029					50,000	50,000
2029-2030					50,000	50,000
BEYOND 2030						
TOTAL COST					250,000	250,000

EXPENDITURE BREAKDOWN

EXPENDITURE BREAKDOWN	ENGINEERING	TESTING	LAND ACQUISITION	CONSTRUCTION	OTHER	TOTAL
PRIOR BDGTS						
2025-2026					50,000	50,000
2026-2027					50,000	50,000
2027-2028					50,000	50,000
2028-2029					50,000	50,000
2029-2030					50,000	50,000
BEYOND 2030						
TOTAL COST					250,000	250,000

PROJECT SPECIFICATIONS

PROJECT DESCRIPTION:

Refurbishment to Wastewater Admin Building.

PROJECT JUSTIFICATION:

Admin Building was constructed in approximately 1974. T The building is showing definite signs of aging on the interior.

PROJECT PRIORITY: A

START DATE: 2026 **EST TIME TO COMPLETE:** 4 Years

OPERATING BUDGET EFFECT:

[ ] NONE [X] N/A [ ] SEE DETAIL

SHEET A 2025-2026/2029-2030 CAPITAL IMPROVEMENTS PROGRAM

PROJECT TITLE: WWTP Primary Cell 2 - Sludge Removal	**PROJECT CATEGORY:** Wastewater
PROJECT NUMBER: 812501	**COUNCIL DISTRICT #** N/A
DIVISION: Utilities	**DEPARTMENT:** Wastewater

PROJECT BUDGET

REVENUE BREAKDOWN

REVENUE SOURCES					UTILITY FUND	TOTAL
PRIOR BDGTS PRIOR EXP					3,330,000	3,330,000
BUDGET C/0					3,330,000	3,330,000
2025-2026 2026-2027 2027-2028 2028-2029 2029-2030					500,000	500,000
BEYOND 2030					6,866,000	6,866,000
TOTAL COST					10,696,000	10,696,000

EXPENDITURE BREAKDOWN

EXPENDITURE BREAKDOWN	ENGINEERING	TESTING	LAND ACQUISITION	CONSTRUCTION	OTHER	TOTAL
PRIOR BDGTS					3,330,000	3,330,000
2025-2026 2026-2027 2027-2028 2028-2029 2029-2030					500,000	500,000
BEYOND 2030					6,866,000	6,866,000
TOTAL COST					10,696,000	10,696,000

PROJECT SPECIFICATIONS

PROJECT DESCRIPTION:

Removal of waste sludge in existing Primary Cell 1 to depth needed for proper operation of plant and increasing storage capacity during rain events and storms.

PROJECT JUSTIFICATION:

Sludge removal is needed to maintain DEQ compliance.

PROJECT PRIORITY: A

START DATE: 2026 **EST TIME TO COMPLETE:** N/A

OPERATING BUDGET EFFECT:

[ ] NONE [X] N/A [ ] SEE DETAIL

SHEET A 2025-2026/2029-2030 CAPITAL IMPROVEMENTS PROGRAM

PROJECT TITLE: Martin Park Flood Control Stand By Power	**PROJECT CATEGORY:** Wastewater
PROJECT NUMBER: 812502	**COUNCIL DISTRICT #** N/A
DIVISION: Utilities	**DEPARTMENT:** Wastewater

PROJECT BUDGET

REVENUE BREAKDOWN

REVENUE SOURCES					UTILITY FUND	TOTAL
PRIOR BDGTS					200,000	200,000
PRIOR EXP					78,145	78,145
BUDGET C/0					121,855	121,855
2025-2026						
2026-2027						
2027-2028						
2028-2029						
2029-2030						
BEYOND 2030						
TOTAL COST					200,000	200,000

EXPENDITURE BREAKDOWN

EXPENDITURE BREAKDOWN	ENGINEERING	TESTING	LAND ACQUISITION	CONSTRUCTION	OTHER	TOTAL
PRIOR BDGTS					200,000	200,000
2025-2026						
2026-2027						
2027-2028						
2028-2029						
2029-2030						
BEYOND 2030						
TOTAL COST					200,000	200,000

PROJECT SPECIFICATIONS

PROJECT DESCRIPTION:

Installation of backup generator capable of 72 hours of continuous operation without refueling. Generator would have the capacity to run all 3 existing electric storm water pumps.

PROJECT JUSTIFICATION:

Stand by power generation is needed in the event of power loss during incliment weather conditions.

PROJECT PRIORITY: A

START DATE: 2026 **EST TIME TO COMPLETE:** 2 Years

OPERATING BUDGET EFFECT:

[ ] NONE [X] N/A [ ] SEE DETAIL

SHEET A 2025-2026/2029-2030 CAPITAL IMPROVEMENTS PROGRAM

PROJECT TITLE:	PROJECT CATEGORY:
West Alex Wastewater Capacity Study	Wastewater
PROJECT NUMBER: 812503	**COUNCIL DISTRICT #** N/A
DIVISION: Utilities	**DEPARTMENT:** Wastewater

PROJECT BUDGET

REVENUE BREAKDOWN

REVENUE SOURCES					UTILITY FUND	TOTAL
PRIOR BDGTS PRIOR EXP					150,000	150,000
BUDGET C/0					150,000	150,000
2025-2026 2026-2027 2027-2028 2028-2029 2029-2030						
BEYOND 2030						
TOTAL COST					150,000	150,000

EXPENDITURE BREAKDOWN

EXPENDITURE BREAKDOWN	ENGINEERING	TESTING	LAND ACQUISITION	CONSTRUCTION	OTHER	TOTAL
PRIOR BDGTS					150,000	150,000
2025-2026 2026-2027 2027-2028 2028-2029 2029-2030						
BEYOND 2030						
TOTAL COST					150,000	150,000

PROJECT SPECIFICATIONS

PROJECT DESCRIPTION:

Study to determine future growth needs, hydraulic requirements, and system upgrades needed for the west Alexandria area

PROJECT JUSTIFICATION:

This study is to evaluate future growth needs, hydraulic requirements, and system upgrades needed for Western Alexandria area.

PROJECT PRIORITY: A

START DATE: 2026 **EST TIME TO COMPLETE:** 2 Years

OPERATING BUDGET EFFECT:

NONE X N/A SEE DETAIL

SHEET A 2025-2026/2029-2030 CAPITAL IMPROVEMENTS PROGRAM

PROJECT TITLE: Windemere Lift Station Gravity Sewer	**PROJECT CATEGORY:** Wastewater
PROJECT NUMBER: N/A	**COUNCIL DISTRICT #** N/A
DIVISION: Utilities	**DEPARTMENT:** Wastewater

PROJECT BUDGET

REVENUE BREAKDOWN

REVENUE SOURCES					UTILITY FUND	TOTAL
PRIOR BDGTS PRIOR EXP						
BUDGET C/0						
2025-2026 2026-2027 2027-2028 2028-2029 2029-2030						
BEYOND 2030					1,592,000	1,592,000
TOTAL COST					1,592,000	1,592,000

EXPENDITURE BREAKDOWN

EXPENDITURE BREAKDOWN	ENGINEERING	TESTING	LAND ACQUISITION	CONSTRUCTION	OTHER	TOTAL
PRIOR BDGTS						
2025-2026 2026-2027 2027-2028 2028-2029 2029-2030						
BEYOND 2030	238,000	7,000	172,000	1,175,000		1,592,000
TOTAL COST	238,000	7,000	172,000	1,175,000		1,592,000

PROJECT SPECIFICATIONS

PROJECT DESCRIPTION:

Construction of a 24" Trunk Gravity Sewer to eliminate the Windmere Lift Station..

PROJECT JUSTIFICATION:

This will eliminate the severely hydraulically overloaded Windemere Lift Station. Will also facilitate flows from Charles Park Lift Station in the future planned West Alexandria Treatment Plant, and eliminate non-compliance during heavy rainfall events.

PROJECT PRIORITY: A

START DATE: N/A **EST TIME TO COMPLETE:** N/A

OPERATING BUDGET EFFECT:

[ ] NONE [X] N/A [ ] SEE DETAIL

SHEET A 2025-2026/2029-2030 CAPITAL IMPROVEMENTS PROGRAM

PROJECT TITLE: Engine Replacement-Jones St Lift Station	**PROJECT CATEGORY:** Wastewater
PROJECT NUMBER: N/A	**COUNCIL DISTRICT #** N/A
DIVISION: Utilities	**DEPARTMENT:** Wastewater

PROJECT BUDGET

REVENUE BREAKDOWN

REVENUE SOURCES					UTILITY FUND	TOTAL
PRIOR BDGTS PRIOR EXP						
BUDGET C/0						
2025-2026 2026-2027 2027-2028 2028-2029 2029-2030						
BEYOND 2030					2,400,000	2,400,000
TOTAL COST					2,400,000	2,400,000

EXPENDITURE BREAKDOWN

EXPENDITURE BREAKDOWN	ENGINEERING	TESTING	LAND ACQUISITION	CONSTRUCTION	OTHER	TOTAL
PRIOR BDGTS						
2025-2026 2026-2027 2027-2028 2028-2029 2029-2030						
BEYOND 2030	284,000				2,116,000	2,400,000
TOTAL COST	284,000				2,116,000	2,400,000

PROJECT SPECIFICATIONS

PROJECT DESCRIPTION:

Replacement of (2) 600 HP Waukesha High Water / Stand By Engines

PROJECT JUSTIFICATION:

Existing engines were installed in the early 1970's and are becoming unreliable.

PROJECT PRIORITY: A

START DATE: N/A **EST TIME TO COMPLETE:** N/A

OPERATING BUDGET EFFECT:

[ ] NONE [X] N/A [ ] SEE DETAIL

SHEET A 2025-2026/2029-2030 CAPITAL IMPROVEMENTS PROGRAM

PROJECT TITLE: Highway 28 W Sewer Improvements	**PROJECT CATEGORY:** Wastewater
PROJECT NUMBER: N/A	**COUNCIL DISTRICT #** N/A
DIVISION: Utilities	**DEPARTMENT:** Wastewater

PROJECT BUDGET

REVENUE BREAKDOWN

REVENUE SOURCES					UTILITY FUND	TOTAL
PRIOR BDGTS PRIOR EXP						
BUDGET C/0						
2025-2026 2026-2027 2027-2028 2028-2029 2029-2030						
BEYOND 2030					1,570,000	1,570,000
TOTAL COST					1,570,000	1,570,000

EXPENDITURE BREAKDOWN

EXPENDITURE BREAKDOWN	ENGINEERING	TESTING	LAND ACQUISITION	CONSTRUCTION	OTHER	TOTAL
PRIOR BDGTS						
2025-2026 2026-2027 2027-2028 2028-2029 2029-2030						
BEYOND 2030	122,000	8,000	80,000	1,360,000		1,570,000
TOTAL COST	122,000	8,000	80,000	1,360,000		1,570,000

PROJECT SPECIFICATIONS

PROJECT DESCRIPTION:

Construction of 8', 12", and 15" gravity sewer mains, as Package 8 of the multi-phased Highway 28 West Sewer Project.

PROJECT JUSTIFICATION:

Abandonment of lift stations along Highway 28 West will decrease O & M costs. Stations to be abandon include: Links Lift Station, John Eskew, West Wind and Louisiana Special Education Center.

PROJECT PRIORITY: A

START DATE: N/A **EST TIME TO COMPLETE:** N/A

OPERATING BUDGET EFFECT:

[ ] NONE [X] N/A [ ] SEE DETAIL

SHEET A 2025-2026/2029-2030 CAPITAL IMPROVEMENTS PROGRAM

PROJECT TITLE: Main Lift Stations Renovation	**PROJECT CATEGORY:** Wastewater
PROJECT NUMBER: N/A	**COUNCIL DISTRICT #** N/A
DIVISION: Utilities	**DEPARTMENT:** Wastewater

PROJECT BUDGET

REVENUE BREAKDOWN

REVENUE SOURCES					UTILITY FUND	TOTAL
PRIOR BDGTS PRIOR EXP						
BUDGET C/0						
2025-2026 2026-2027 2027-2028 2028-2029 2029-2030						
BEYOND 2030					4,148,000	4,148,000
TOTAL COST					4,148,000	4,148,000

EXPENDITURE BREAKDOWN

EXPENDITURE BREAKDOWN	ENGINEERING	TESTING	LAND ACQUISITION	CONSTRUCTION	OTHER	TOTAL
PRIOR BDGTS						
2025-2026 2026-2027 2027-2028 2028-2029 2029-2030						
BEYOND 2030	518,000	15,000		3,615,000		4,148,000
TOTAL COST	518,000	15,000		3,615,000		4,148,000

PROJECT SPECIFICATIONS

PROJECT DESCRIPTION:

Major renovations to Masonic Drive, Casson Street, and Upper Third Lift Stations. These are 3 of the 5 major lift stations that move wastewater through the Collection System to the Treatment Plant.

PROJECT JUSTIFICATION:

These stations were constructed in the 1970's and have exceeded their useful design life. Renovations and capacity upgrades are needed to accomodate current and future flows.

PROJECT PRIORITY: A

START DATE: N/A **EST TIME TO COMPLETE:** N/A

OPERATING BUDGET EFFECT:

[ ] NONE [X] N/A [ ] SEE DETAIL

SHEET A 2025-2026/2029-2030 CAPITAL IMPROVEMENTS PROGRAM

PROJECT TITLE: W Sandy Bayou Flood Control Stand By	**PROJECT CATEGORY:** Wastewater
PROJECT NUMBER: N/A	**COUNCIL DISTRICT #** N/A
DIVISION: Utilities	**DEPARTMENT:** Wastewater

PROJECT BUDGET

REVENUE BREAKDOWN

REVENUE SOURCES					UTILITY FUND	TOTAL
PRIOR BDGTS PRIOR EXP						
BUDGET C/0						
2025-2026 2026-2027 2027-2028 2028-2029 2029-2030						
BEYOND 2030						
TOTAL COST						0

EXPENDITURE BREAKDOWN

EXPENDITURE BREAKDOWN	ENGINEERING	TESTING	LAND ACQUISITION	CONSTRUCTION	OTHER	TOTAL
PRIOR BDGTS						
2025-2026 2026-2027 2027-2028 2028-2029 2029-2030						
BEYOND 2030						0
TOTAL COST						0

PROJECT SPECIFICATIONS

PROJECT DESCRIPTION:

Installations of 5 backup generators capable of 72 hours continuous operation without refueling.

PROJECT JUSTIFICATION:

Stand by power is needed in the event of power loss during incliment weather conditions. This will prevent widespread flooding of the service area during an unexpected power outage.

PROJECT PRIORITY: A

START DATE: N/A **EST TIME TO COMPLETE:** N/A

OPERATING BUDGET EFFECT:

[ ] NONE [X] N/A [ ] SEE DETAIL

SHEET A 2025-2026/2029-2030 CAPITAL IMPROVEMENTS PROGRAM

PROJECT TITLE: Downtown Sewer Line Rehab	**PROJECT CATEGORY:** Wastewater
PROJECT NUMBER: N/A	**COUNCIL DISTRICT #** N/A
DIVISION: Utilities	**DEPARTMENT:** Wastewater

PROJECT BUDGET

REVENUE BREAKDOWN

REVENUE SOURCES					UTILITY FUND	TOTAL
PRIOR BDGTS PRIOR EXP						
BUDGET C/0						
2025-2026 2026-2027 2027-2028 2028-2029 2029-2030						
BEYOND 2030					6,000,000	6,000,000
TOTAL COST					6,000,000	6,000,000

EXPENDITURE BREAKDOWN

EXPENDITURE BREAKDOWN	ENGINEERING	TESTING	LAND ACQUISITION	CONSTRUCTION	OTHER	TOTAL
PRIOR BDGTS						
2025-2026 2026-2027 2027-2028 2028-2029 2029-2030						
BEYOND 2030					6,000,000	6,000,000
TOTAL COST					6,000,000	6,000,000

PROJECT SPECIFICATIONS

PROJECT DESCRIPTION:

Rehabilitation and replacement of existing downtown sewer mains.

PROJECT JUSTIFICATION:

Existing lines were constructed in the late 1800's and early 1900's. Along with being aged, some mains are undersized for the current capacity they carry.

PROJECT PRIORITY: A

START DATE: N/A **EST TIME TO COMPLETE:** N/A

OPERATING BUDGET EFFECT:

[ ] NONE [X] N/A [ ] SEE DETAIL

SHEET A 2025-2026/2029-2030 CAPITAL IMPROVEMENTS PROGRAM

PROJECT TITLE: West Alexandria Treatment Plant	**PROJECT CATEGORY:** Wastewater
PROJECT NUMBER: N/A	**COUNCIL DISTRICT #** N/A
DIVISION: Utilities	**DEPARTMENT:** Wastewater

PROJECT BUDGET

REVENUE BREAKDOWN

REVENUE SOURCES					UTILITY FUND	TOTAL
PRIOR BDGTS PRIOR EXP						
BUDGET C/0						
2025-2026 2026-2027 2027-2028 2028-2029 2029-2030						
BEYOND 2030					57,910,000	57,910,000
TOTAL COST					57,910,000	57,910,000

EXPENDITURE BREAKDOWN

EXPENDITURE BREAKDOWN	ENGINEERING	TESTING	LAND ACQUISITION	CONSTRUCTION	OTHER	TOTAL
PRIOR BDGTS						
2025-2026 2026-2027 2027-2028 2028-2029 2029-2030						
BEYOND 2030					57,910,000	57,910,000
TOTAL COST					57,910,000	57,910,000

PROJECT SPECIFICATIONS

PROJECT DESCRIPTION:

Construction of a new Wastewater Treatment Plant to serve west Alexandria.

PROJECT JUSTIFICATION:

A new plant is needed due to the growth of the City in a westward direction.

PROJECT PRIORITY: A

START DATE: N/A **EST TIME TO COMPLETE:** N/A

OPERATING BUDGET EFFECT:

[ ] NONE [X] N/A [ ] SEE DETAIL

SHEET A 2025-2026/2029-2030 CAPITAL IMPROVEMENTS PROGRAM

PROJECT TITLE: Treatment Plant Drainage	**PROJECT CATEGORY:** Wastewater
PROJECT NUMBER: N/A	**COUNCIL DISTRICT #** N/A
DIVISION: Utilities	**DEPARTMENT:** Wastewater

PROJECT BUDGET

REVENUE BREAKDOWN

REVENUE SOURCES					UTILITY FUND	TOTAL
PRIOR BDGTS PRIOR EXP						
BUDGET C/0						
2025-2026 2026-2027 2027-2028 2028-2029 2029-2030						
BEYOND 2030					465,000	465,000
TOTAL COST					465,000	465,000

EXPENDITURE BREAKDOWN

EXPENDITURE BREAKDOWN	ENGINEERING	TESTING	LAND ACQUISITION	CONSTRUCTION	OTHER	TOTAL
PRIOR BDGTS						
2025-2026 2026-2027 2027-2028 2028-2029 2029-2030						
BEYOND 2030	65,000			400,000		465,000
TOTAL COST	65,000			400,000		465,000

PROJECT SPECIFICATIONS

PROJECT DESCRIPTION:

Replacement of 54" existing drain under Kansas City Southern Railroad at the Treatment Plant.

PROJECT JUSTIFICATION:

Existing drainage under railroad is inadequate. With proposed storm water regulation at the Wastewater Treatment Plant, this project is neede to move stormwater through the Plant.

PROJECT PRIORITY: A

START DATE: N/A **EST TIME TO COMPLETE:** N/A

OPERATING BUDGET EFFECT:

[ ] NONE [X] N/A [ ] SEE DETAIL

SHEET A 2025-2026/2029-2030 CAPITAL IMPROVEMENTS PROGRAM

PROJECT TITLE: Calvert Street Lift Station & Gravity Sewer	**PROJECT CATEGORY:** Wastewater
PROJECT NUMBER: N/A	**COUNCIL DISTRICT #** N/A
DIVISION: Utilities	**DEPARTMENT:** Wastewater

PROJECT BUDGET

REVENUE BREAKDOWN

REVENUE SOURCES					UTILITY FUND	TOTAL
PRIOR BDGTS PRIOR EXP						
BUDGET C/0						
2025-2026 2026-2027 2027-2028 2028-2029 2029-2030						
BEYOND 2030					6,600,000	6,600,000
TOTAL COST					6,600,000	6,600,000

EXPENDITURE BREAKDOWN

EXPENDITURE BREAKDOWN	ENGINEERING	TESTING	LAND ACQUISITION	CONSTRUCTION	OTHER	TOTAL
PRIOR BDGTS						
2025-2026 2026-2027 2027-2028 2028-2029 2029-2030						
BEYOND 2030	680,000	9,500		5,910,500		6,600,000
TOTAL COST	680,000	9,500		5,910,500		6,600,000

PROJECT SPECIFICATIONS

PROJECT DESCRIPTION:

Construction of a new lift station at Calvert Street and a 15" Gravity Sewer Main along Coliseum Boulevard to Heyman Lane.

PROJECT JUSTIFICATION:

This is a phase of the West Alexandria Wastewater Treatment Plant. It will eliminate 5 existing lift stations along Coliseum Boulevard and provide gravity sewer service to Calvert Street.

PROJECT PRIORITY: A

START DATE: N/A **EST TIME TO COMPLETE:** N/A

OPERATING BUDGET EFFECT:

[ ] NONE [X] N/A [ ] SEE DETAIL

********This Page Intentionally Left Blank********

TABLE OF CONTENTS

OTHER

			PAGE
860301	Information System Upgrades	.....	258
860701	Telephone Network Upgrade	.....	259
860702	GIS System/GPS Equipment	.....	260
861802	Council Chambers Broadcast Upgrade	.....	261
862201	Customer Service HVAC System	.....	262

2025-2026
COMBINED CAPITAL PROJECTS
SOURCES OF FUNDING SUMMARY

OTHER

PROJECT IDENTIFICATION	SALES TAXES	AD VAL TAX- 14	AD VAL TAX- 18	FEDERAL FUNDS	STATE FUNDS	UTILITY FUND	OTHER	TOTALS
Telephone Network Upgrade						750,000		750,000
GIS System/GPS Equipment						100,000		100,000
Council Chambers Broadcast Upgrade						100,000		100,000
Total Other	0	0	0	0	0	950,000	0	950,000
Total Utility Capital	0	0	0	0	0	9,167,997	0	9,167,997

2025-2026
ENTERPRISE CAPITAL PROJECTS
FIVE YEAR CAPITAL PLAN

OTHER

PROJ #	PROJECT IDENTIFICATION	BUDGET C/O	FISCAL YEAR 25-26	26-27	27-28	28-29	29-30	TOTAL 5 YEAR	BEYOND 2030	TOTAL COST
860301	Information System Upgrades	350,000						0		0
860701	Telephone Network Upgrade	36,932	750,000	250,000	250,000	100,000	100,000	1,450,000		1,450,000
860702	GIS System/GPS Equipment	448,389	100,000	100,000	100,000	100,000	100,000	500,000		500,000
861802	Council Chambers Broadcast Upgrade	8,655	100,000					100,000		100,000
862201	Customer Service HVAC System	667,834						0		0
	Total Other	1,511,810	950,000	350,000	350,000	200,000	200,000	2,050,000	0	2,050,000
TOTAL UTILITY CAPITAL		36,743,636	9,167,997	8,080,000	11,920,000	11,375,000	6,310,000	46,352,997	144,915,960	228,012,593

* Project Number to be Assigned
@ New or Revised Projects
Projects to be closed

SHEET A 2025-2026/2029-2030 CAPITAL IMPROVEMENTS PROGRAM

PROJECT TITLE: Information Technology Upgrades	**PROJECT CATEGORY:** Other
PROJECT NUMBER: 860301	**COUNCIL DISTRICT #** N/A
DIVISION: Finance	**DEPARTMENT:** Various

PROJECT BUDGET

REVENUE BREAKDOWN

REVENUE SOURCES					UTILITY FUND	TOTAL
PRIOR BDGTS PRIOR EXP					350,000	350,000
BUDGET C/0					350,000	350,000
2025-2026 2026-2027 2027-2028 2028-2029 2029-2030						
BEYOND 2030						
TOTAL COST					350,000	350,000

EXPENDITURE BREAKDOWN

EXPENDITURE BREAKDOWN	ENGINEERING	TESTING	LAND ACQUISITION	CONSTRUCTION	OTHER	TOTAL
PRIOR BDGTS					350,000	350,000
2025-2026 2026-2027 2027-2028 2028-2029 2029-2030						
BEYOND 2030						
TOTAL COST					350,000	350,000

PROJECT SPECIFICATIONS

PROJECT DESCRIPTION:

Purchase of various upgrades of hardware and software to the existing system as needed.

PROJECT JUSTIFICATION:

The City's Information System is sophisticated. As such, continuous upgrades to the hardware and the software will be needed to maintain functionality.

PROJECT PRIORITY: A

START DATE: Ongoing **EST TIME TO COMPLETE:** Ongoing

OPERATING BUDGET EFFECT:

NONE X N/A SEE DETAIL

SHEET A 2025-2026/2029-2030 CAPITAL IMPROVEMENTS PROGRAM

PROJECT TITLE: Telephone Network Upgrade	**PROJECT CATEGORY:** Other
PROJECT NUMBER: 860701	**COUNCIL DISTRICT #** N/A
DIVISION: Finance	**DEPARTMENT:** Various

PROJECT BUDGET

REVENUE BREAKDOWN

REVENUE SOURCES					UTILITY FUND	TOTAL
PRIOR BDGTS					3,752,410	3,752,410
PRIOR EXP					3,715,478	3,715,478
BUDGET C/0					36,932	36,932
2025-2026					750,000	750,000
2026-2027					250,000	250,000
2027-2028					250,000	250,000
2028-2029					100,000	100,000
2029-2030					100,000	100,000
BEYOND 2030						
TOTAL COST					5,202,410	5,202,410

EXPENDITURE BREAKDOWN

EXPENDITURE BREAKDOWN	ENGINEERING	TESTING	LAND ACQUISITION	CONSTRUCTION	OTHER	TOTAL
PRIOR BDGTS					3,752,410	3,752,410
2025-2026					750,000	750,000
2026-2027					250,000	250,000
2027-2028					250,000	250,000
2028-2029					100,000	100,000
2029-2030					100,000	100,000
BEYOND 2030						
TOTAL COST					5,202,410	5,202,410

PROJECT SPECIFICATIONS

PROJECT DESCRIPTION:

Upgrade existing telephone network to be self reliant. Will allow phone communications between all city facilities to continue without interruption in service from Bell South is lost.

PROJECT JUSTIFICATION:

Eliminate dependence on Bell South and problems with old phone lines that Bell South refuses to replace. Creates redundancy where a single point of failure will not effect telephone network. All sites will be capable of running on their own without being connected to City Hall. No limitations on voice calls between facilties. All facilties would have features that the central switch has. All future upgrades can be done at once instead of at each different facility. Upgrades can be done without shutting down the telephone network.

PROJECT PRIORITY: A

START DATE: Ongoing **EST TIME TO COMPLETE:** Ongoing

OPERATING BUDGET EFFECT:

[ ] NONE [X] N/A [ ] SEE DETAIL

SHEET A 2025-2026/2029-2030 CAPITAL IMPROVEMENTS PROGRAM

PROJECT TITLE: GIS System/GPS Equipment	**PROJECT CATEGORY:** Other
PROJECT NUMBER: 860702	**COUNCIL DISTRICT #** N/A
DIVISION: Utilities	**DEPARTMENT:** Various

PROJECT BUDGET

REVENUE BREAKDOWN

REVENUE SOURCES					UTILITY FUND	TOTAL
PRIOR BDGTS					2,084,686	2,084,686
PRIOR EXP					1,636,297	1,636,297
BUDGET C/0					448,389	448,389
2025-2026					100,000	100,000
2026-2027					100,000	100,000
2027-2028					100,000	100,000
2028-2029					100,000	100,000
2029-2030					100,000	100,000
BEYOND 2030						
TOTAL COST					2,584,686	2,584,686

EXPENDITURE BREAKDOWN

EXPENDITURE BREAKDOWN	ENGINEERING	TESTING	LAND ACQUISITION	CONSTRUCTION	OTHER	TOTAL
PRIOR BDGTS					2,084,686	2,084,686
2025-2026					100,000	100,000
2026-2027					100,000	100,000
2027-2028					100,000	100,000
2028-2029					100,000	100,000
2029-2030					100,000	100,000
BEYOND 2030						
TOTAL COST					2,584,686	2,584,686

PROJECT SPECIFICATIONS

PROJECT DESCRIPTION:

Create a GIS system for city wide usage.

PROJECT JUSTIFICATION:

City is currently without GIS service. This project will enhance operations in Electric, Water, Gas, Wastewater, Engineering, Finance, Streets, Traffic, Building Inspection, Police and Fire by identifying each 911 address, existing utilities, streets, and drainage structures.

PROJECT PRIORITY: A

START DATE: Ongoing **EST TIME TO COMPLETE:** Ongoing

OPERATING BUDGET EFFECT:

[ ] NONE [X] N/A [ ] SEE DETAIL

SHEET A 2025-2026/2029-2030 CAPITAL IMPROVEMENTS PROGRAM

PROJECT TITLE: Council Chambers Broadcast Upgrade	**PROJECT CATEGORY:** Other
PROJECT NUMBER: 861802	**COUNCIL DISTRICT #** N/A
DIVISION: Finance	**DEPARTMENT:** Various

PROJECT BUDGET

REVENUE BREAKDOWN

REVENUE SOURCES					UTILITY FUND	TOTAL
PRIOR BDGTS					125,000	125,000
PRIOR EXP					116,345	116,345
BUDGET C/0					8,655	8,655
2025-2026					100,000	100,000
2026-2027						
2027-2028						
2028-2029						
2029-2030						
BEYOND 2030						
TOTAL COST					125,000	225,000

EXPENDITURE BREAKDOWN

EXPENDITURE BREAKDOWN	ENGINEERING	TESTING	LAND ACQUISITION	CONSTRUCTION	OTHER	TOTAL
PRIOR BDGTS					125,000	125,000
2025-2026					100,000	100,000
2026-2027						
2027-2028						
2028-2029						
2029-2030						
BEYOND 2030						
TOTAL COST					225,000	225,000

PROJECT SPECIFICATIONS

PROJECT DESCRIPTION:

Replace City Council Chambers video broadcasting system.

PROJECT JUSTIFICATION:

Existing system is due for replacement. Video servers and disk storage have required maintenance or replacement multiple times recently. Cameras are over 15 years old and nearing end of useful life.

PROJECT PRIORITY: A

START DATE: 2022 **EST TIME TO COMPLETE:** 1 Year

OPERATING BUDGET EFFECT:

NONE X N/A SEE DETAIL

SHEET A 2025-2026/2029-2030 CAPITAL IMPROVEMENTS PROGRAM

PROJECT TITLE:		PROJECT CATEGORY:	
Customer Service HVAC System		Other	
PROJECT NUMBER:	862201	COUNCIL DISTRICT #	N/A
DIVISION:		DEPARTMENT:	
Utilities		Various	

PROJECT BUDGET

REVENUE BREAKDOWN

REVENUE SOURCES					UTILITY FUND	TOTAL
PRIOR BDGTS					1,000,000	1,000,000
PRIOR EXP					332,166	332,166
BUDGET C/0					667,834	667,834
2025-2026						
2026-2027						
2027-2028						
2028-2029						
2029-2030						
BEYOND 2030						
TOTAL COST					1,000,000	1,000,000

EXPENDITURE BREAKDOWN

EXPENDITURE BREAKDOWN	ENGINEERING	TESTING	LAND ACQUISITION	CONSTRUCTION	OTHER	TOTAL
PRIOR BDGTS					1,000,000	1,000,000
2025-2026						
2026-2027						
2027-2028						
2028-2029						
2029-2030						
BEYOND 2030						0
TOTAL COST	0			0	1,000,000	1,000,000

PROJECT SPECIFICATIONS

PROJECT DESCRIPTION:

Replace existing heating and air conditioning system in the Customer Service Building.

PROJECT JUSTIFICATION:

Existing system is outdated and in need of extensive upgrading.

PROJECT PRIORITY: A

START DATE: 2025 **EST TIME TO COMPLETE:** 2 years

OPERATING BUDGET EFFECT:

[ ] NONE [X] N/A [ ] SEE DETAIL

TABLE OF CONTENTS

MUNICIPAL TRANSIT

			PAGE
709709	ADA Vans	.....	266
709710	Support Vehicles	.....	267
709711	Misc Shop Equipment	.....	268
709712	Buses	.....	269
709724	Bus Stop Shelters	.....	270

2025-2026

COMBINED CAPITAL PROJECTS
SOURCES OF FUNDING SUMMARY

MUNICIPAL TRANSIT SYSTEM

PROJECT IDENTIFICATION	SALES TAXES	AD VAL TAX- 14	AD VAL TAX- 18	FEDERAL FUNDS	STATE FUNDS	UTILITY FUND	OTHER	TOTALS
Total Transit Capital	0	0	0	0	0	0	0	0

2025-2026
ENTERPRISE CAPITAL PROJECTS
FIVE YEAR CAPITAL PLAN

MUNICIPAL TRANSIT

PROJ #	PROJECT IDENTIFICATION	BUDGET C/O	FISCAL YEAR 25-26	26-27	27-28	28-29	29-30	TOTAL 5 YEAR	BEYOND 2030	TOTAL COST
709709	ADA Vans	173,351						0		0
709710	Support Vehicles	216,343						0		0
709711	Misc Shop Equipment	(3)						0		0
709712	Buses	0		1,150,000			550,000	1,700,000		1,700,000
709724	Bus Stop Shelters	1,741			191,750			191,750		191,750
	TOTAL TRANSIT	391,432	0	1,150,000	191,750	0	550,000	1,891,750	0	1,891,750

* Project Number to be Assigned

@ New or Revised Projects

Projects to be closed

SHEET A 2025-2026/2029-2030 CAPITAL IMPROVEMENTS PROGRAM

PROJECT TITLE: ADA Vans	**PROJECT CATEGORY:** Municipal Transit
PROJECT NUMBER: 709709	**COUNCIL DISTRICT #** N/A
DIVISION: Public Works	**DEPARTMENT:** Municipal Trar

PROJECT BUDGET

REVENUE BREAKDOWN

REVENUE SOURCES				SALES TAX	FEDERAL FUNDS	TOTAL
PRIOR BDGTS				11,356	161,995	173,351
PRIOR EXP				0	0	0
BUDGET C/0				11,356	161,995	173,351
2025-2026						
2026-2027						
2027-2028						
2028-2029						
2029-2030						
BEYOND 2030						
TOTAL COST				11,356	161,995	173,351

EXPENDITURE BREAKDOWN

EXPENDITURE BREAKDOWN	ENGINEERING	TESTING	LAND ACQUISITION	CONSTRUCTION	OTHER	TOTAL
PRIOR BDGTS					173,351	173,351
2025-2026						
2026-2027						
2027-2028						
2028-2029						
2029-2030						
BEYOND 2030						
TOTAL COST					173,351	173,351

PROJECT SPECIFICATIONS

PROJECT DESCRIPTION:

The ADA (American's With Disabilities Act) of 1990 requires the City of Alexandria to provide the same level of service to those with disabilities as it provides to other citizens. If the City remains in this business then we must purchase vans to meet the growing demand of the disabled population. If the City contracts the service out to a private provider then we require only the purchase on one van in FY 96 for the elderly half-fare program. This van will replace the van that is seven years old and eligible for surplus under Federal guidelines.

PROJECT JUSTIFICATION:

Compliance with ADA as mandated by Federal law.

PROJECT PRIORITY: A

START DATE: N/A **EST TIME TO COMPLETE:** N/A

OPERATING BUDGET EFFECT:

NONE N/A SEE DETAIL

SHEET A 2025-2026/2029-2030 CAPITAL IMPROVEMENTS PROGRAM

PROJECT TITLE: Support Vehicles	**PROJECT CATEGORY:** Municipal Transit
PROJECT NUMBER: 709710	**COUNCIL DISTRICT #** N/A
DIVISION: Public Works	**DEPARTMENT:** Municipal Trar

PROJECT BUDGET

REVENUE BREAKDOWN

REVENUE SOURCES				SALES TAX	FEDERAL FUNDS	TOTAL
PRIOR BDGTS				39,493	176,850	216,343
PRIOR EXP				0	0	0
BUDGET C/0				39,493	176,850	216,343
2025-2026						
2026-2027						
2027-2028						
2028-2029						
2029-2030						
BEYOND 2030						
TOTAL COST				39,493	176,850	216,343

EXPENDITURE BREAKDOWN

EXPENDITURE BREAKDOWN	ENGINEERING	TESTING	LAND ACQUISITION	CONSTRUCTION	OTHER	TOTAL
PRIOR BDGTS					216,343	216,343
2025-2026						
2026-2027						
2027-2028						
2028-2029						
2029-2030						
BEYOND 2030						
TOTAL COST					216,343	216,343

PROJECT SPECIFICATIONS

PROJECT DESCRIPTION:

PROJECT JUSTIFICATION:

PROJECT PRIORITY: A

START DATE: N/A **EST TIME TO COMPLETE:** N/A

OPERATING BUDGET EFFECT:

NONE N/A SEE DETAIL

SHEET A 2025-2026/2029-2030 CAPITAL IMPROVEMENTS PROGRAM

PROJECT TITLE:	PROJECT CATEGORY:
Misc Shop Equipment	Municipal Transit
PROJECT NUMBER: 709711	**COUNCIL DISTRICT #** N/A
DIVISION:	**DEPARTMENT:**
Public Works	Municipal Trar

PROJECT BUDGET

REVENUE BREAKDOWN

REVENUE SOURCES				SALES TAX	FEDERAL FUNDS	TOTAL
PRIOR BDGTS				33,779	182,614	216,393
PRIOR EXP				33,782	182,614	216,396
BUDGET C/0				(3)	0	(3)
2025-2026						
2026-2027						
2027-2028						
2028-2029						
2029-2030						
BEYOND 2030						
TOTAL COST				33,779	182,614	216,393

EXPENDITURE BREAKDOWN

EXPENDITURE BREAKDOWN	ENGINEERING	TESTING	LAND ACQUISITION	CONSTRUCTION	OTHER	TOTAL
PRIOR BDGTS					216,393	216,393
2025-2026						
2026-2027						
2027-2028						
2028-2029						
2029-2030						
BEYOND 2030						
TOTAL COST					216,393	216,393

PROJECT SPECIFICATIONS

PROJECT DESCRIPTION:

PROJECT JUSTIFICATION:

PROJECT PRIORITY: A

START DATE: N/A **EST TIME TO COMPLETE:** N/A

OPERATING BUDGET EFFECT:

NONE N/A SEE DETAIL

SHEET A 2025-2026/2029-2030 CAPITAL IMPROVEMENTS PROGRAM

PROJECT TITLE: Buses	**PROJECT CATEGORY:** Municipal Transit
PROJECT NUMBER: 709712	**COUNCIL DISTRICT #** N/A
DIVISION: Public Works	**DEPARTMENT:** Municipal Trar

PROJECT BUDGET

REVENUE BREAKDOWN

REVENUE SOURCES				SALES TAX	FEDERAL FUNDS	TOTAL
PRIOR BDGTS						
PRIOR EXP						
BUDGET C/0						
2025-2026						
2026-2027				230,000	920,000	1,150,000
2027-2028						
2028-2029						
2029-2030				55,000	495,000	550,000
BEYOND 2030						
TOTAL COST				55,000	495,000	550,000

EXPENDITURE BREAKDOWN

EXPENDITURE BREAKDOWN	ENGINEERING	TESTING	LAND ACQUISITION	CONSTRUCTION	OTHER	TOTAL
PRIOR BDGTS						
2025-2026						
2026-2027					1,150,000	1,150,000
2027-2028						
2028-2029						
2029-2030					550,000	550,000
BEYOND 2030						
TOTAL COST					550,000	1,700,000

PROJECT SPECIFICATIONS

PROJECT DESCRIPTION:

PROJECT JUSTIFICATION:

PROJECT PRIORITY: A

START DATE: N/A **EST TIME TO COMPLETE:** N/A

OPERATING BUDGET EFFECT:

NONE N/A SEE DETAIL

SHEET A 2025-2026/2029-2030 CAPITAL IMPROVEMENTS PROGRAM

PROJECT TITLE: Bus Stop Shelters	**PROJECT CATEGORY:** Municipal Transit
PROJECT NUMBER: 709724	**COUNCIL DISTRICT #** N/A
DIVISION: Public Works	**DEPARTMENT:** Municipal Trar

PROJECT BUDGET

REVENUE BREAKDOWN

REVENUE SOURCES				SALES TAX	FEDERAL FUNDS	TOTAL
PRIOR BDGTS				38,350	153,400	191,750
PRIOR EXP				38,002	152,007	190,009
BUDGET C/0				348	1,393	1,741
2025-2026 2026-2027 2027-2028 2028-2029 2029-2030				38,350	153,400	191,750
BEYOND 2030						
TOTAL COST				76,700	306,800	383,500

EXPENDITURE BREAKDOWN

EXPENDITURE BREAKDOWN	ENGINEERING	TESTING	LAND ACQUISITION	CONSTRUCTION	OTHER	TOTAL
PRIOR BDGTS					191,750	191,750
2025-2026 2026-2027 2027-2028 2028-2029 2029-2030					191,750	191,750
BEYOND 2030						
TOTAL COST					383,500	383,500

PROJECT SPECIFICATIONS

PROJECT DESCRIPTION:

PROJECT JUSTIFICATION:

PROJECT PRIORITY: A

START DATE: N/A **EST TIME TO COMPLETE:** N/A

OPERATING BUDGET EFFECT:

NONE N/A SEE DETAIL

2025-2026
GENERAL CAPITAL PROJECTS
FIVE YEAR CAPITAL PLAN

PUBLIC ENTERPRISE

PROJ #	PROJECT IDENTIFICATION	BUDGET C/O	FISCAL YEAR 25-26	26-27	27-28	28-29	29-30	TOTAL 5 YEAR	BEYOND 2030	TOTAL COST
059401	Reserve for Relocation Projects	959,394	100,000	100,000	100,000	100,000	100,000	500,000		500,000
050301	City Hall Renovation	1,583,480						0	4,000,000	
860301	Information Upgrades	461,166	300,000	300,000	250,000	100,000	100,000	1,050,000		1,050,000
050801	Building Improvements	420,326						0		0
050802	Roof Replacement	676,582	100,000	100,000	100,000	100,000	100,000	500,000		500,000
050812	Brownsfields Grant	393,605						0		0
051103	Red River Imp Venture	2,454,441						0		0
051104	Port of Alexandria Rail Spur Imp	202,224						0		0
051401	Energy Renovations	222,810						0		0
051502	Riverfront Improvements	844,555	100,000	100,000	100,000	100,000	100,000	500,000		500,000
051702	Security Improvements	165,595	30,000	30,000	30,000	30,000	30,000	150,000		150,000
051704	Public Safety Datacenter Renovation	21,297						0		0
051801	Riverfront Center Waterproofing/Roofir	(14,173)						0		0
052201	Transfer Station/Landfill	2,100,000						0		0
052301	City Compound Eves & Soffit Repair	850,933	100,000	100,000	100,000	100,000	100,000	500,000		500,000
052302	Adoption Center Animal Shelter	150,000	(150,000)					(150,000)		(150,000)
052303	Nehemiah Incubator	500,000						0		0
052401	Elevator Modifications	853,146						0		0
052402	Alexandria Healthcare Initiattive LSUA	3,000,000						0		0
052501	Information System Security Upgrades	1,000,000						0		0
052503	Jackson/MacArthur Landscaping	85,000						0		0
	Total Public Enterprise	16,930,381	580,000	730,000	680,000	530,000	530,000	3,050,000	4,000,000	3,050,000

* Project Number to be Assigned

@ New or Revised Projects

Projects to be closed

2025-2026
GENERAL CAPITAL PROJECTS
FIVE YEAR CAPITAL PLAN

DRAINAGE

PROJ #	PROJECT IDENTIFICATION	BUDGET C/O	FISCAL YEAR 25-26	26-27	27-28	28-29	29-30	TOTAL 5 YEAR	BEYOND 2030	TOTAL COST
250211	Acquisition-ROW/Servitudes	246,962						0		0
250421	Residential Ditch Closure	1,524,190	375,000	375,000	375,000	375,000	375,000	1,875,000		1,875,000
250512	Pump Station Repairs	20,374						0		0
251301	Citywide Drainage Improvements	186,072						0		0
252203	Willow Glen Drainage	840,507						0		0
252204	Horseshoe Canal Hardening	227,282						0		0
252205	Chatlain Overflow Structure	14,295,542	1,000,000	1,000,000	1,000,000	1,000,000	1,000,000	5,000,000		5,000,000
252301	Fairground/Machine Shop Flood Contr	4,215,571						0		0
*	AHA Ditch Repair							0	400,000	400,000
*	Good Earth Ditch Improvements, Phase 1							0	1,200,000	1,200,000
*	Good Earth Ditch Improvements, Phase 2							0	100,000	100,000
*	Dorchester Ditch Improvements, Phase 1							0	1,350,000	1,350,000
*	MacAdams Ditch Improvements							0	750,000	750,000
*	Shenandoah Ditch Enclosure							0	350,000	350,000
*	Worley Drive Ditch Enclosure							0	450,000	450,000
*	Prescott Road Drainage Improvements							0	650,000	650,000
*	Dorchester Ditch Improvements, Phase 2							0	1,200,000	1,200,000
	Total Drainage	21,556,500	1,375,000	1,375,000	1,375,000	1,375,000	1,375,000	6,875,000	6,450,000	13,325,000

* Project Number to be Assigned

@ New or Revised Projects

Projects to be closed

2025-2026
GENERAL CAPITAL PROJECTS
FIVE YEAR CAPITAL PLAN

STREETS

PROJ #	PROJECT IDENTIFICATION	BUDGET C/O	FISCAL YEAR 25-26	26-27	27-28	28-29	29-30	TOTAL 5 YEAR	BEYOND 2030	TOTAL COST
268823	Street, Drainage, Sidewalk Repairs	1,473,757	500,000	500,000	500,000	500,000	500,000	2,500,000		2,500,000
269007	Sugarhouse Road - Phase 1	8,840,658						0	3,500,000	3,500,000
260507	Aerial Photography	152,134	15,000	15,000	15,000	15,000	15,000	75,000		75,000
260608	Land Acquisitions	309,759						0		0
261002	Traffic Signals Renovations	98,437	25,000	25,000	25,000	25,000	25,000	125,000		125,000
261203	Masonic Corridor Ph 2	273,905						0		0
261302	Directional Signage & Striping	434,994	75,000	75,000	75,000	75,000	75,000	375,000		375,000
261801	N. 16th Street Bridge Replacement	(286,758)	286,758					286,758		286,758
262001	England Drive Sidewalks	262,500						0		0
262004	Street Surface Assessment	25,602	(25,602)					(25,602)		(25,602)
262201	Elliott Street Reconstruction	358,378						0		0
262301	MPO Asphaltic Street Rehab	4,890,225						0		0
262302	Foisy Street Reconstruction	4,738,223						0		0
262303	Alexandria Bike/Pedestrian Plan	3,322						0		0
262304	Bryn Mawr Bridge Replacement	11,061	(11,061)					(11,061)		(11,061)
262501	Jackson Street Rehab	400,000	(400,000)					(400,000)		(400,000)
262601	Baldwin Avenue Extension		650,000							650,000
262602	Worley Drive Reconstruction		750,000							750,000
*	Olcutt Street Reconstruction							0	550,000	550,000
*	Heyman Lane Bridge							0	1,320,000	1,320,000
*	Versailles Boulevard Roundabouts							0	960,000	960,000
*	Tulane Bridge Replacement							0	1,850,000	1,850,000
*	6th Street Reconstruction							0	960,000	960,000
	Total Streets	21,986,197	1,865,095	615,000	615,000	615,000	615,000	2,925,095	9,140,000	13,465,095

* Project Number to be Assigned

@ New or Revised Projects

Projects to be closed

2025-2026
GENERAL CAPITAL PROJECTS
FIVE YEAR CAPITAL PLAN

POLICE

PROJ #	PROJECT IDENTIFICATION	BUDGET C/O	FISCAL YEAR 25-26	26-27	27-28	28-29	29-30	TOTAL 5 YEAR	BEYOND 2030	TOTAL COST
501401	Pistol Range Improvements	595,228	(595,228)					(595,228)		(595,228)
502101	Public Safety Training Impr	150,000						0		0
502301	SWAT Building Improvements	896,695						0		0
502501	Radio Console Public Safety	0						0		0
502502	Armoured Vehicle	376,875						0		0
502601	CAD/RMS Public Safety		595,228					595,228		595,228
	Total Police	2,018,798	0	0	0	0	0	0	0	0

* Project Number to be Assigned

@ New or Revised Projects

Projects to be closed

2025-2026
GENERAL CAPITAL PROJECTS
FIVE YEAR CAPITAL PLAN

FIRE

PROJ #	PROJECT IDENTIFICATION	BUDGET C/O	FISCAL YEAR 25-26	26-27	27-28	28-29	29-30	TOTAL 5 YEAR	BEYOND 2030	TOTAL COST
602301	Pumper Truck #30	22,661						0		0
602401	Ladder Fire Truck #51	1,650,000						0		0
602601	Pumper Truck #50		1,230,000					1,230,000		1,230,000
	Total Fire	1,672,661	1,230,000	0	0	0	0	1,230,000	0	1,230,000

* Project Number to be Assigned

@ New or Revised Projects

Projects to be closed

2025-2026
GENERAL CAPITAL PROJECTS
FIVE YEAR CAPITAL PLAN

PARKS AND RECREATION

PROJ #	PROJECT IDENTIFICATION	BUDGET C/O	FISCAL YEAR 25-26	26-27	27-28	28-29	29-30	TOTAL 5 YEAR	BEYOND 2030	TOTAL COST
440901	Recreational Park Improvements	781,293						0		0
441801	Civil Rights Monument	498,200						0		0
441802	Links on the Bayou Improvements	533,612						0	750,000	750,000
441804	Tennis Court Additions	252,120						0		0
442001	Reconstruct Johnny Downs Complex	1,515,580						0		0
442301	Recreation Office @ Johnny Downs	700,000						0		0
442302	Park Playground Equipment	889,665	1,676,938					1,676,938	1,500,000	3,176,938
442501	Masonic/Bringhurst Restoration	1,725,371						0		0
	Total Park/Recreation	6,895,841	1,676,938	0	0	0	0	1,676,938	2,250,000	3,926,938

* Project Number to be Assigned

@ New or Revised Projects

Projects to be closed

2025-2026
GENERAL CAPITAL PROJECTS
FIVE YEAR CAPITAL PLAN

ZOOLOGICAL PARK

PROJ #	PROJECT IDENTIFICATION	BUDGET C/O	FISCAL YEAR 25-26	26-27	27-28	28-29	29-30	TOTAL 5 YEAR	BEYOND 2030	TOTAL COST
431401	AV System	42,827						0		0
431501	Zoo Improvements	968,688						0		0
431801	Tiger Building Replacement	248,305	500,000	500,000				1,000,000		1,000,000
431803	Zoo Master Plan/Feasability Study	108,615						0		0
432601	Primate Enclosures		400,000	400,000				800,000		800,000
	Total Zoological Park	1,368,435	900,000	900,000	0	0	0	1,800,000	0	1,800,000
	Total General Capital Projects	72,428,813	7,627,033	3,620,000	2,670,000	2,520,000	2,520,000	17,557,033	21,840,000	36,797,033

* Project Number to be Assigned

@ New or Revised Projects

Projects to be closed

COMMUNITY DEVELOPMENT BLOCK GRANT

PROJ #	PROJECT IDENTIFICATION	BUDGET C/O	FISCAL YEAR 25-26	26-27	27-28	28-29	29-30	TOTAL 5 YEAR	BEYOND 2030	TOTAL COST
	TOTAL CDBG	0	0	0	0	0	0	0	0	0

* Project Number to be Assigned
@ New or Revised Projects
Projects to be closed

2025-2026
ENTERPRISE CAPITAL PROJECTS
FIVE YEAR CAPITAL PLAN

ELECTRIC

PROJ #	PROJECT IDENTIFICATION	BUDGET C/O	FISCAL YEAR 25-26	26-27	27-28	28-29	29-30	TOTAL 5 YEAR	BEYOND 2030	TOTAL COST
729202	Circuit Reconductoring	319,516		250,000	250,000	250,000	250,000	1,000,000		1,000,000
720003	Replace Distibution Breakers	15,333	100,000					100,000		100,000
720601	138 KV Pole Change Out	325,888	100,000					100,000		100,000
720801	Electric Utility Relocation	248,502		250,000	250,000	250,000	250,000	1,000,000		1,000,000
720804	Substation Maintenance	320,709	525,000	275,000	275,000	275,000	275,000	1,625,000		1,625,000
720805	Distibution Feeder Maintenance	371,741	250,000	200,000	200,000	200,000	200,000	1,050,000		1,050,000
720903	138 KV Pilot Wire Replacement	594,582	100,000	100,000	100,000	100,000	100,000	500,000		500,000
721302	138 KV Transmission Upgrade	738,502						0	300,000	300,000
721502	Bayou Cove #1 Comb Inspection	200,000						0	200,000	200,000
721503	Bayou Cove #1 Capital Imp	75,000	250,000					250,000		250,000
721704	MacArthur Drive Lighting Replacement	65,357						0		0
721801	Demolition DG Hunter 1-4	69,104						0		0
721802	Prescott 2400V Conversion	1,578						0		0
721901	Downtown-Willow Glen 138 KV Rebuilc	0						0	4,000,000	4,000,000
721902	DG Hunter #5-11 Major Maintenance	4,179,595	500,000					500,000	9,200,000	9,700,000
722201	TB3 to TB4 15kV Tieline	92,370			250,000	250,000	250,000	750,000		750,000
722202	Roof Improvements/Replacements	85,000						0		0
722203	Step Up Transformer Switch Scheme	39,700						0		0
722302	BYC 1 Hot Gas Path	1,026,926			155,000	155,000		310,000	1,851,000	2,161,000
722303	Replace Feeder Cables-Plant, Twin Bri	165,000		200,000	200,000	200,000		600,000		600,000
722305	Replace Bayou Rapides Switchgear	145,500	200,000	200,000	200,000	200,000		800,000		800,000
722306	Electric SCADA	6,300	100,000	100,000				200,000		200,000
722501	Staking Sheet Software & Mgt	75,000	25,000	25,000	25,000	25,000	25,000	125,000		125,000
722601	Replace Transformers & Switch Gears	0	1,000,000	1,000,000	1,000,000	1,000,000	1,000,000	5,000,000		5,000,000
722602	LA 28 West Load Study	0	150,000					150,000		150,000
*	Cooling Tower Removal	0		100,000				100,000		100,000
*	Mobile Substation	0						0	5,000,000	5,000,000
*	DG Hunter Automation	0						0	1,400,000	1,400,000
*	Power Plant GSU Switch Upgrade	0						0	350,000	350,000
*	Paint Substation Transformers/Switchg	0						0	125,000	125,000
*	Replace Prescott Switchgear #1	0						0	675,000	675,000
*	Replace Prescott Transformer #2	0						0	900,000	900,000
*	Willow Glen Breaker & Switch Rep	0						0	2,000,000	2,000,000
*	Twin Bridges Breaker & Switch Rep	0						0	2,000,000	2,000,000
	Total Electric	9,161,203	3,300,000	2,700,000	2,905,000	2,905,000	2,350,000	14,160,000	28,001,000	42,161,000

* Project Number to be Assigned

@ New or Revised Projects

Projects to be closed

2025-2026
ENTERPRISE CAPITAL PROJECTS
FIVE YEAR CAPITAL PLAN

WATER

PROJ #	PROJECT IDENTIFICATION	BUDGET C/O	FISCAL YEAR 25-26	26-27	27-28	28-29	29-30	TOTAL 5 YEAR	BEYOND 2030	TOTAL COST
750004	Waterline Replacement & Rehab	1,019,551			2,000,000	2,000,000		4,000,000	4,000,000	8,000,000
751001	Water Well Reclamation	997,623			750,000	750,000		1,500,000	1,500,000	3,000,000
751202	Drill New Water Wells	1,283,820			1,300,000	1,300,000		2,600,000	2,600,000	5,200,000
751302	McNutt Field Water Feeder Line	0						0	2,150,000	2,150,000
751602	Fire Hydrant Thread Standardization	17,260	(17,260)					(17,260)		(17,260)
752001	Martha Lane/Paris St Water	139,743	(139,743)					(139,743)		(139,743)
752201	Water Production Stand By Generation	1,720,734	0	150,000	150,000	150,000		450,000		450,000
752202	Water Storage Security Cameras	95,848	20,000	20,000	20,000	20,000		80,000		80,000
752203	Ground Storage Tower & Roof	35,303						0		0
752204	Adams Tank Repair & Paint	1,039,275						0		0
752205	Kisatchie Ground Storage Aeration	829,735						0		0
752206	Kisatchie By Pass Phase I	1,469,559						0	1,350,000	1,350,000
752301	LSL Inventory Project	344,321						0	600,000	600,000
752401	Hwy 1 South Ground Storage Tank	3,915,846						0		0
752501	Adams Pump Station Line Renovation	2,820,000						0		0
752502	Tank Inspections	84,987	100,000	100,000	100,000	100,000	100,000	500,000	100,000	500,000
*	Sterkx Road Materials Storage Cover	0						0	250,000	250,000
*	12" Main Bennett to Tulane	0						0	389,000	389,000
*	Industrial Park Tank Repair & Paint	0						0	900,000	900,000
*	Hamilton Tank Painting	0						0	900,000	900,000
*	Shell Road Tank Painting	0						0	900,000	900,000
*	Hwy 28 Water Main Improvements	0						0	525,960	525,960
*	City Wide Meter Replacements	0						0	720,000	720,000
*	24" Main Annadale Road	0						0	790,000	790,000
*	12" Main England Dr to Highway 1	0						0	869,000	869,000
*	2 Way Radio Water	0						0	120,000	120,000
*	Russell/Rogers/Gay Rd Water Rep	0						0	975,000	975,000
	Total Water	15,813,605	(37,003)	270,000	4,320,000	4,320,000	100,000	8,972,997	19,638,960	28,511,957

* Project Number to be Assigned

@ New or Revised Projects

⁞⁞⁞⁞⁞ Projects to be closed

2025-2026
ENTERPRISE CAPITAL PROJECTS
FIVE YEAR CAPITAL PLAN

GAS

PROJ #	PROJECT IDENTIFICATION	BUDGET C/O	FISCAL YEAR 25-26	26-27	27-28	28-29	29-30	TOTAL 5 YEAR	BEYOND 2030	TOTAL COST
781401	Gas SCADA Upgrade	144,355	35,000	35,000	35,000	40,000	40,000	185,000		185,000
781801	Lower 3rd/W Sandy Bayou Gas	310,770						0		0
781901	Wells Boulevard Gas Rep	423,034						0		0
782101	MAOP Reverification	188,000						0		0
782201	Odorization Station City Gate 1 & 4	178,846						0		0
782202	Olde Town @ Red River Gas Ext	146,682						0		0
782203	Jackson Street Gas Replacement	504,742						0	625,000	625,000
782302	Fairfield West Subdivison Gas	74,000						0		0
782303	Bayou Fields Subdivsion	16,009						0		0
782304	Traditions on the Bayou Subdivision	135,001						0		0
782401	Regulator/Meter Station Refurb	105,526	50,000	100,000				150,000	250,000	400,000
782402	Wellington/Charleston 2" Gas Main Ins	80,000	45,000					45,000		45,000
782403	Gas Infrastructure Enhancements	85,000	800,000	800,000	800,000	800,000	800,000	4,000,000		4,000,000
782404	Rue Notre Dame & Rue Maria Gas Ext	60,000						0		0
782501	Odorization Equipment Upgrades	25,000	25,000					25,000		25,000
782502	Gas Extensions & Rehab	200,000						0		0
782503	Lower 3rd Gas Replacement	520,000						0		0
*	Stracener/South Street Gas	0						0	300,000	300,000
*	Grundy Cooper Gas Replacement	0						0	900,000	900,000
*	Alexandria West Side Gas Feed	0						0	6,500,000	6,500,000
*	Zone 15 Gas Replacement	0						0	300,000	300,000
*	Bayou Rapides Rd Gas Extension	0						0	250,000	250,000
*	Jefferson Heights Gas Relocation	0						0	300,000	300,000
*	Lee Street Ext/Kees Ave Gas	0						0	300,000	300,000
	Total Gas	3,196,965	955,000	935,000	835,000	840,000	840,000	4,405,000	9,725,000	14,130,000

* Project Number to be Assigned

@ New or Revised Projects

Projects to be closed

2025-2026
ENTERPRISE CAPITAL PROJECTS
FIVE YEAR CAPITAL PLAN

WASTEWATER

PROJ #	PROJECT IDENTIFICATION	BUDGET C/O	FISCAL YEAR 25-26	26-27	27-28	28-29	29-30	TOTAL 5 YEAR	BEYOND 2030	TOTAL COST
818901	Sewer Line Rehab & Replacement	1,119,551	1,000,000	1,010,000	1,010,000	1,010,000	1,010,000	5,040,000		5,040,000
811501	Lift Station Upgrades	641,823	750,000	750,000	750,000	750,000	750,000	3,750,000		3,750,000
811701	Wastewater Main Rep - Legacy Systen	0		1,010,000	1,010,000	1,010,000	1,010,000	4,040,000		4,040,000
812001	Dechlorination Facility Imrprovements	10,542						0		0
812101	Marye Street Sewer	1,542,319	1,700,000	580,000	400,000			2,680,000		2,680,000
812201	Aerator Mooring @ Plant	4,278						0		0
812202	Treatment Plant Roadway Lighting	128,470						0		0
812203	SCADA Tower Replacement	11,215						0		0
812401	SCADA System Additions/Upgrades	0		425,000	290,000	290,000		1,005,000		1,005,000
812402	Wastewater Admin Refurb/Additions	0	50,000	50,000	50,000	50,000	50,000	250,000		250,000
812501	WWTP Primary Cell 2 - Sludge Remov	3,330,000	500,000						6,866,000	6,866,000
812502	Martin Park Flood Control Stand By	121,855								0
812503	West Alex Wastewater Capacity Study	150,000						0		0
*	Windemere Lift Station Gravity Sewer	0							1,592,000	1,592,000
*	Engine Replacement-Jones St Lift Stati	0							2,400,000	2,400,000
*	Highway 28 W Sewer Improvements	0						0	1,570,000	1,570,000
*	Main Lift Stations Renovation	0						0	4,148,000	4,148,000
*	W Sandy Bayou Flood Control Stand B	0						0		0
*	Downtown Sewer Line Rehab	0						0	6,000,000	6,000,000
*	West Alexandria Treatment Plant	0						0	57,910,000	57,910,000
*	Treatment Plant Drainage	0						0	465,000	465,000
*	Calvert Street Lift Station	0						0	6,600,000	6,600,000
	Total Wastewater	7,060,053	4,000,000	3,825,000	3,510,000	3,110,000	2,820,000	16,765,000	87,551,000	104,316,000

* Project Number to be Assigned

@ New or Revised Projects

Projects to be closed

2025-2026
ENTERPRISE CAPITAL PROJECTS
FIVE YEAR CAPITAL PLAN

OTHER

PROJ #	PROJECT IDENTIFICATION	BUDGET C/O	FISCAL YEAR 25-26	26-27	27-28	28-29	29-30	TOTAL 5 YEAR	BEYOND 2030	TOTAL COST
860301	Information System Upgrades	350,000						0		0
860701	Telephone Network Upgrade	36,932	750,000	250,000	250,000	100,000	100,000	1,450,000		1,450,000
860702	GIS System/GPS Equipment	448,389	100,000	100,000	100,000	100,000	100,000	500,000		500,000
861802	Council Chambers Broadcast Upgrade	8,655	100,000					100,000		100,000
862201	Customer Service HVAC System	667,834						0		0
	Total Other	1,511,810	950,000	350,000	350,000	200,000	200,000	2,050,000	0	2,050,000
TOTAL UTILITY CAPITAL		36,743,636	9,167,997	8,080,000	11,920,000	11,375,000	6,310,000	46,352,997	144,915,960	228,012,593

* Project Number to be Assigned

@ New or Revised Projects

Projects to be closed

2025-2026
ENTERPRISE CAPITAL PROJECTS
FIVE YEAR CAPITAL PLAN

MUNICIPAL TRANSIT

PROJ #	PROJECT IDENTIFICATION	BUDGET C/O	FISCAL YEAR 25-26	26-27	27-28	28-29	29-30	TOTAL 5 YEAR	BEYOND 2030	TOTAL COST
709709	ADA Vans	173,351						0		0
709710	Support Vehicles	216,343						0		0
709711	Misc Shop Equipment	(3)						0		0
709712	Buses	0		1,150,000			550,000	1,700,000		1,700,000
709724	Bus Stop Shelters	1,741			191,750			191,750		191,750
	TOTAL TRANSIT	391,432	0	1,150,000	191,750	0	550,000	1,891,750	0	1,891,750

* Project Number to be Assigned

@ New or Revised Projects

Projects to be closed