



City of Alexandria
Annual Capital Budget
and Five Year Plan
2020-2021



GOVERNMENT FINANCE OFFICERS ASSOCIATION

*Distinguished
Budget Presentation
Award*

PRESENTED TO

**City of Alexandria
Louisiana**

For the Fiscal Year Beginning

May 1, 2019

Christopher P. Morill

Executive Director

This Page Left Blank

***CITY OF ALEXANDRIA
ELECTED OFFICIALS
2020 - 2021***

EXECUTIVE

Jeffrey W. Hall

Mayor

LEGISLATIVE

Malcolm Larvadain

Gerber Porter

Jules Green

Harry Silver

Chuck Fowler

Jim Villard

Joseph Fuller

District One

District Two

District Three

District Four

District Five

At-Large

At-Large

JUDICIAL

Richard Starling, Jr.

Jerome Hopewell

City Judge

City Marshal

***CITY OF ALEXANDRIA
EXECUTIVE OFFICERS
2020 - 2021***

Susan Broussard	Chief of Staff
Jerrold King	Police Chief
Larry King	Fire Chief
Michael Marcotte	Director of Utilities
Monza Williams	Director of Human Resources
David Williams	City Attorney
David Johnson	Director of Finance (Interim)
Melynda Gremillion	Director of Planning (Interim)
Merriell Lawson	Director of Public Works
Daryl Terry	Commissioner of Public Safety

2020-2021/2024-2025 CAPITAL IMPROVEMENTS BUDGET

TABLE OF CONTENTS

	<u>PAGE</u>
Table of Contents	5
Glossary	15
 <u>A. BUDGET SUMMARIES</u>	
Combined Summary/Sources of Funding	17
 <u>B. GENERAL CAPITAL PROJECTS</u>	
Summary of General Capital Projects	19
 <u>C. PUBLIC ENTERPRISE</u>	
Source of Funding	22
Reserve for Relocation Projects	24
City Hall Renovation	25
Info Technology Upgrades	26
AUMP Lower Third	27
Building Improvements	28
Roof Replacement	29
Red River Imp Venture	30
Port of Alexandria Rail Spur Imp	31
Port of Alex/Ruston Foundry	32
Riverfront Center Improvements	33
Energy Renovations	34
Riverfront Improvements	35
Two Way Communications Upgrade	36
Convention Hall Improvements	37
Amphitheatre Improvements	38
Security Improvements	39
Naval Reserve Building Demolition	40
Public Safety Datacenter Renovation	41
Riverfront Center Waterproofing/Roofing	42

2020-2021/2024-2025 CAPITAL IMPROVEMENTS BUDGET

TABLE OF CONTENTS

	<u>PAGE</u>
 <u>D. DRAINAGE</u>	
Source of Funding	44
Acquisition-ROW/Servitudes	46
Residential Ditch Closure	47
Pump Station Repairs	48
Chatlain Lake-Willow Glen Hudson	49
Red River Levee Certification	50
Masonic Drive RCB Extension	51
Martin Park/Airview Terrace St & Drng	52
Woodale Outfall/ Railrd Ave Ph 4	53
Mall Ditch Improvements	54
Hwy 28 West Drainage Canal	55
Martin Park Pump Additions	56
<u>E. STREETS</u>	
Source of Funding	58
Street, Drainage, Sidewalk Repairs	60
Sugarhouse Road - Phase 1	61
Jackson St at Horseshoe Drive	62
Aerial Photography	63
North Mall-North to Sterkx	64
Land Acquisitions	65
Traffic Signals Renovations	66
Masonic Corridor Ph 2	67
Directional Signage & Striping	68
Hudson Bridge Chatlain Canal	69
MPO Panel Replacement	70
Industrial Park Road Reconstruction	71
Horseshoe Drive Improvements	72
N. 16th Street Bridge Replacement	73
Pitts St/Broadway to Applewhite	74
England Drive Sidewalks	75
Third Street/Rapides Ave Reconstruction	76
Zoo Parking Lot Resurfacing	77
Street Surface Assessment	78

2020-2021/2024-2025 CAPITAL IMPROVEMENTS BUDGET

TABLE OF CONTENTS

	<u>PAGE</u>
<u>F. PUBLIC SAFETY - POLICE</u>	
Source of Funding	80
Pistol Range Improvements	82
Pistol Range Classroom	83
Public Safety Security System	84
Body/Vehicle Camera System	85
<u>G. PUBLIC SAFETY - FIRE</u>	
Source of Funding	88
Aerial Platform Truck	90
<u>H. PARKS & RECREATION</u>	
Source of Funding	92
Recreational Park Improvements	94
Johnny Downs Park Improvements	95
Civil Rights Monument	96
Links on the Bayou Improvements	97
Bringhurst Park Renovation	98
Tennis Court Additions	99
Reconstruct Johnny Downs Park	100
<u>I. ZOOLOGICAL PARK</u>	
Source of Funding	102
AV System	104
Zoo Improvements	105
Tiger Building Replacement	106
Zoo Master Plan/Feasibility Study	107
<u>J. COMMUNITY DEVELOPMENT</u>	
Source of Funding	110
<u>K. ENTERPRISE CAPITAL PROJECTS</u>	
Summary of Enterprise Capital Projects	113

2020-2021/2024-2025 CAPITAL IMPROVEMENTS BUDGET

TABLE OF CONTENTS

	<u>PAGE</u>
<u>L. ELECTRIC</u>	
Source of Funding	116
Circuit Reconductoring	118
Replace Distribution Breakers	119
138 KV Pole Change Out	120
Electric Utility Relocation	121
Substation Maintenance	122
Distibution Feeder Maintenance	123
138 KV Pilot Wire Replacement	124
138 KV Transmission Upgrade	125
DG Hunter Units #5-11	126
Bayou Cove #1 Comb Inspection	127
Bayou Cove #1 Capital Imp	128
Willow Glen Transformer Rep	129
Rep Twin Bridges Autotransformer	130
MacArthur Drive Lighting Replacement	131
Demolition DG Hunter 1-4	132
Prescott 2400V Conversion	133
Downtown-Willow Glen 138 KV Rebuild	134
DG Hunter #5-11 Major Maintenance	135
DG Hunter #5-11 Stack Testing	136
Upgrade 138KV Stations to 2000A	137
Power Plant GSU Switch Upgrade	138
Paint Substation Transformers/Switchgear	139
Replace Bayou Rapides Switchgr #1	140
Replace Prescott Switchgear #1	141
Replace Prescott Transformer #2	142
Willow Glen Breaker & Switch Rep	143
Twin Bridges Breaker & Switch Rep	144

2020-2021/2024-2025 CAPITAL IMPROVEMENTS BUDGET

TABLE OF CONTENTS

	<u>PAGE</u>
<u>M. WATER</u>	
Source of Funding	146
Waterline Replacement & Rehab	148
Water Well Reclamation	149
Martin Park Water Main Rep	150
Replace Water Wells	151
McNutt Field Water Feeder Line	152
Fire Hydrant Thread Standardization	153
Rosalino Tank Repair & Paint	154
TRC Rechlorination Station	155
Water Main Rep-Legacy System	156
Water Well Meter Replacement	157
Martha Lane/Paris St Water	158
Adams Station Equipment Storage	159
Kisatchie By Pass Phase I	160
Adams Tank Repair & Paint	161
12" Main Bennett to Tulane	162
Industrial Park Tank Repair & Paint	163
Hamilton Street Tank Painting	164
24" Main Annadale Road	165
12" Main England Dr to Highway 1	166
Sterkx Road Materials Storage Cover	167
Highway 1 South Wellfield Ph 1	168
Highway 1 South Wellfield Ph 2	169
Adams Pump Station Line Renovation	170

2020-2021/2024-2025 CAPITAL IMPROVEMENTS BUDGET

TABLE OF CONTENTS

	<u>PAGE</u>
<u>N. GAS</u>	
Source of Funding	172
Martin Park Gas Main Rep	174
Gas SCADA Upgrade	175
Gas Main Extention 8" Port	176
Cloverleaf Gas Extension	177
Lower 3rd/W Sandy Bayou Gas	178
Wells Boulevard Gas Rep	179
Enterprise/Acadian Interconnect	180
MAOP Reverification	181
Jackson Street Gas Replacement	182
Grundy Cooper Gas Replacement	183
Alexandria West Side Gas Feed	184
Zone 15 Gas Replacement	185
Bayou Rapides Rd Gas Extension	186
Regulator/Meter Station Refurb	187
Jefferson Heights Gas Relocation	188
Lee Street Ext/Kees Ave Gas	189
<u>O. WASTEWATER</u>	
Source of Funding	192
Sewer Line Rehab & Replacement	194
Reconstruct Baffle Walls	195
Collection/Treatment Painting	196
Lift Station Upgrades	197
Wastewater Main Rep - Legacy System	198
Vehicle Storage Building	199
Dechlorination Facility Improvements	200
Marye Street Sewer	201
Aerator Mooring @ Plant	202
Windemere Lift Station Gravity Sewer	203
Engine Replacement-Jones St Lift Station	204
Martin Park Flood Control Stand By	205
Treatment Plant Roadway Lighting	206
Highway 28 W Sewer Improvements	207
Main Lift Stations Renovation	208
W Sandy Bayou Flood Control Stand By	209
Downtown Sewer Line Rehab	210
West Alexandria Treatment Plant	211

2020-2021/2024-2025 CAPITAL IMPROVEMENTS BUDGET

TABLE OF CONTENTS

	<u>PAGE</u>
<u>O. WASTEWATER - Continued</u>	
Perimeter Fence Treatment Plant	212
Treatment Plant Drainage	213
Calvert Street Lift Station	214
<u>P. OTHER</u>	
Source of Funding	216
Telephone Network Upgrade	218
GIS System/GPS Equipment	219
Council Chambers Broadcast Upgrade	220
Utility Division Central Office	221
<u>Q. MUNICIPAL TRANSIT</u>	
Source of Funding	224
Support Equipment	226
Surveillance Equipment	227
ADA Vans	228
Replace Support Vehicles	229
Misc Shop Equipment	230
Buses	231
Copier	232
Terminal Improvements	233
Radio Upgrades	234
<u>R. FIVE YEAR PLAN</u>	



April 30, 2020

Honorable Mayor and
Members of the Alexandria City Council

I am pleased to present the City of Alexandria's Annual Capital Budget and Five Year Plan for the fiscal years 2020/2021 through 2024/2025. Each capital project includes source(s) of funding; prior, current and future expenditures; and scheduling and expenditure breakdowns. The plan, as presented, balances each year's estimated revenue sources with a current or future project's estimated funding requirements.

The City's Home Rule Charter requires the Mayor to submit to the Alexandria City Council a Capital Improvements Program covering a minimum of 5 years. The plan is required to be submitted at the same time as the annual operating budget for the upcoming fiscal year. An appropriation approved by the Council continues in force until the purpose for which it was created is fulfilled or abandoned. The Charter states that any appropriation shall be deemed abandoned if 3 years pass without any disbursement from or encumbrance of the appropriation.

A Five Year Capital Improvements Program requires long term planning. It also requires a constant monitoring of current trends in order to make necessary adjustments to current and future projects proposed in the plan, particularly in times of uncertainty like the present one. The environment in the which the City exists is highly fluid, requiring constant reassessing of the prioritization of projects under contemplation. The Administration and Council of the City of Alexandria remain engaged in this process for the benefit of its citizenry.

Jeffrey W. Hall
Mayor



012

David L. Johnson
Budget Officer
Post Office Box 71
Alexandria, LA 71309-0071
Tel (318) 449-5034 · Fax (318) 449-5231
email: david.johnson@cityofalex.com

General Capital Projects

The following is a breakdown of the General Capital Projects by Category:

Category	No. of Projects	Total
Public Enterprise	5	500,000
Drainage	3	825,000
Streets	4	390,000
Parks	<u>1</u>	<u>7,000,000</u>
Total	<u>13</u>	<u>\$ 8,715,000</u>

The General Capital Projects are funded by Sales Tax Revenues, Property Tax Revenues, State and Federal Funds and Other Revenues. A five year 11.25 millage property tax dedicated to general capital projects has been approved by the voters in 1988, 1998, 2003, and 2008. This property tax renewed in 2018 for ten years. One-half of the 1976 Sales Tax is dedicated to payment of principal and interest on the sales tax bonds and capital improvements.

Projects involving economic development, construction of new facilities, renovation of existing public facilities and feasibility or master plan studies are budgeted under the Public Enterprise category. The City currently has budgeted 19 projects in this category. The 2020/2021 Budget will add funding for 5 of these projects.

The largest increase in funding for a project this year is the Reconstruction of Johnny Downs Park. This \$7,000,000 appropriation is to restore the City's largest ballfield complex after it was severely damaged by a tornado on December 16, 2019. Johnny Downs is a significant facility to the City both as state and regional economic draw, and as used by our citizens to occupy their children in positive endeavors.

Other major projects under construction include Masonic Drive Corridor Improvements, Street Panel Replacements, North 16th Street Bridge Replacement, and Residential Ditch Closures.

The Reserve for Relocation Project, operates as "holding" account for the other projects. Expenditures from these accounts require Council action. The Reserve for Relocation Projects is used to "hold" Utility Funds transferred to the General Capital Projects fund for use with street or drainage projects. The reconstruction of streets or drainage systems often requires the movement or relocation of utility systems. A minimum appropriation of \$100,000 per year is typically made by the Utility Funds to the General Capital Projects Fund.

Budget Amendments will be used to transfer the Utility Fund into special account numbers within a related project. If Utility Funds remain in a completed project, these funds are transferred back to the Reserve for Relocation Projects "holding" account.

Enterprise Capital Projects

The following is a breakdown of the Enterprise Capital Projects by Category:

Category	No. of Projects	Total
Electric	5	1,425,000
Water	3	1,197,000
Gas	3	352,000
Wastewater	3	2,345,000
Other	<u>1</u>	<u>80,000</u>
Total	<u>15</u>	\$ <u>5,399,000</u>

The Enterprise Capital Projects are funded by revenues generated by the City's Utilities System, Utility Revenue Bonds, revolving loans from the State Department of Health and Hospitals, and matching FTA grants.

The City is presently considering a major assessment of the Utilities System. This will assure the ability of the 4 components; electricity, gas, water and wastewater, to provide reliable service to the customer at the existing level of service as well as provide for any anticipated growth in all areas. This assessment will materially impact future capital budgets in the Enterprise Capital Projects. Meanwhile, work continues on major projects such as the Twin Bridges Road Transformer Replacement, Water Well Replacement and Reclamation, Downtown to Willow Glen Substation 138 Replacement, and Sewer Line Rehab.

Sincerely,



David Johnson, CPA
Interim Director of Finance
City of Alexandria

**CITY OF ALEXANDRIA
FIVE YEAR CAPITAL IMPROVEMENT PROGRAM
GLOSSARY OF TERMS**

REVENUE TERMS:

Community Development Block Grant (CDBG) - Revenue received from the Community Development Block Grant source via the City's Community Development department.

Federal Grants - Revenue received from the U.S. Government, or as a Federal pass-through grant from the State of Louisiana.

Property Taxes - Revenue from the 11.25 milage 1993 Streets and Drainage Tax.

Sales Tax (STX) - Revenue from the City's Capital Outlay Fund supported by the ½ cent sales tax.

Sales Tax Bonds (STXB) - Revenue from sales tax bonds.

Special Assessments (ASMT) - Revenue received from the legal process of assessing benefitted property owners or physical improvements such as sewer lines or street improvements.

State Grants - Funds received from the State of Louisiana, excluding pass-through grants.

Utility Revenue Bonds (RB) - Revenue from the sales of Utility Bonds.

Expenditure Terms:

Construction - Contracted cost associated with the actual implementation or construction of an improvement. This should include material costs associated with projects utilizing city crews for implementation.

Demolition Cost - Contract cost associated with demolition or site preparation.

Engineering/Architectural Design - Any cost related to the design phase of the project either by the city or private firm.

Inspection Fees - Cost of providing for project inspection usually performed either by the city or private firm.

Land Acquisition - Any cost associated with the acquisition of property of implement the project.

Landscaping - Costs associated with miscellaneous grading and landscaping activities incidental to the construction activity. Landscaping for parks should be shown in the construction classification.

Major Equipment - Costs associated with movable or immovable equipment, generally costing over \$5,0000 and having a useful life of five years.

CITY OF ALEXANDRIA
FIVE YEAR CAPITAL IMPROVEMENT PROGRAM
GLOSSARY OF TERMS
continued

Miscellaneous Definitions:

Activity - A service performed by a department or division.

Appropriations - Authorization granted by the City Council to make expenditures for a given period and the proposed means of financing them.

Assessments - An amount levied on personal property on a cost sharing basis for improvements made by the city for the benefit of a small group of property owners (e.g. Special Assessments for the reconstruction of a sewer line in lightly populated area).

Budget Carryover - The total of the current budget, April 30, minus prior year(s) expenditures.

Capital Budget - The City's five year financial plan that contains both the estimated revenues to be received and the proposed Capital expenditures to be incurred to achieve a stated objective.

Department - A section of a Division.

Division - A functional unit of the City containing one or more departments or activities.

Fund - A fiscal and accounting entity with a self-balancing set of accounts recording cash and other financial resources, together with all related liabilities and residual equities or balances, and changes therein, which are segregated for the purpose of carrying on a specific activities or attaining certain objectives in accordance with special regulation, restrictions, or limitations.

Fund Balance - Resources remaining from prior years which are available to be budgeted in the current year.

Fund Source - The source of Revenue used to pay for a particular project.

Ordinance - A formal legislative enactment by the governing body of a municipality.

Project - A large or major undertaking designed to achieve an objective.

Project Category - The functional improvement category under which a project is assigned. (e.g., Public Enterprise, Economic Development, Streets, etc.).

Urban Systems - Federal funded street projects that match local funds for the reconstruction of major streets.

A. BUDGET SUMMARIES

2020-2021

**COMBINED CAPITAL PROJECTS
SOURCES OF FUNDING SUMMARY**

DESCRIPTION	FISCAL YEAR					TOTAL FIVE YEAR
	20-21	21-22	22-23	23-24	24-25	
GENERAL CAPITAL PROJECTS						
REVENUES:						
Sales Taxes	4,688,425	4,689,225	4,685,075	4,675,100	4,659,762	23,397,587
Property Taxes	4,966,000	4,966,000	4,966,000	4,966,000	4,966,000	24,830,000
Investment Income	0	0	0	0	0	0
Transfer from Prior Projects	0	0	0	0	0	0
Interfund Tfr - Utility Fund	100,000	100,000	100,000	100,000	100,000	500,000
Intergovernmental	0	0	0	0	0	0
Private Contributions	0	0	0	0	0	0
Other	0	0	0	0	0	0
Fund Balance	0	628,425	6,612,650	14,732,725	22,917,825	44,891,625
TOTAL AVAILABLE FUNDS	9,754,425	10,383,650	16,363,725	24,473,825	32,643,587	93,619,212
EXPENDITURES:						
Transfers-General Fund	411,000	411,000	411,000	411,000	411,000	2,055,000
Transfers-Utilities Capital Projects	0	0	0	0	0	0
General Capital Projects	8,715,000	3,360,000	1,220,000	1,145,000	1,195,000	15,635,000
CDBG Capital Projects	0	0	0	0	0	0
TOTAL EXPENDITURES	9,126,000	3,771,000	1,631,000	1,556,000	1,606,000	17,690,000
BALANCE AVAILABLE FOR APP	628,425	6,612,650	14,732,725	22,917,825	31,037,587	75,929,212
ENTERPRISE CAPITAL PROJECTS						
REVENUES:						
Sales Taxes	0	39,500	0	0	0	39,500
Utility Fund	3,731,000	6,395,000	6,050,000	7,120,000	6,000,000	29,296,000
Transfer From Prior Projects	0	0	0	0	0	0
Investment Income	0	0	0	0	0	0
Intergovernmental	0	220,500	0	0	0	220,500
Transfer from Gen Capital Projects	0	0	0	0	0	0
Other	0	0	0	0	0	0
Retained Earnings	0	0	0	0	0	0
TOTAL AVAILABLE FUNDS	3,731,000	6,655,000	6,050,000	7,120,000	6,000,000	29,556,000
EXPENDITURES:						
Utility Capital Projects	3,731,000	6,395,000	6,050,000	7,120,000	6,000,000	29,296,000
Municipal Transit Projects	0	260,000	0	0	0	260,000
TOTAL EXPENDITURES	3,731,000	6,655,000	6,050,000	7,120,000	6,000,000	29,556,000
BALANCE AVAILABLE FOR APP	0	0	0	0	0	0

CITY OF ALEXANDRIA

2020-2021

**COMBINED CAPITAL PROJECTS
SOURCES OF FUNDING SUMMARY**

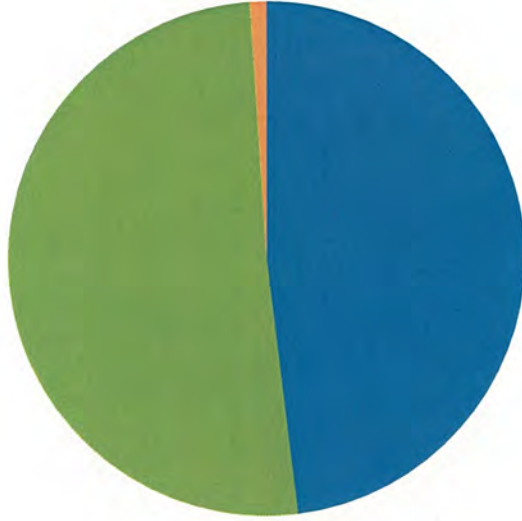
PROJECT IDENTIFICATION	SALES TAXES	AD VAL TAX- 14	AD VAL TAX- 18	FEDERAL FUNDS	STATE FUNDS	UTILITY FUND	OTHER	TOTALS
SUMMARY								
SOURCES OF FUNDING								
Current Year Transfers	7,508,000	418,000	4,548,000			3,731,000		16,205,000
(Less Debt Service)	(2,819,575)		0					(2,819,575)
Interest Income	0					0		0
Transfers From Prior Projects								0
Interfund Transfer Utility Fund						100,000		100,000
Interfund Transfer General Fund								0
Intergovernmental				0	0			0
Private Contributions								0
Debt Proceeds								0
Other							0	0
Fund Balance	0	0	0	0	0	0	0	0
TOTAL	4,688,425	418,000	4,548,000	0	0	3,831,000	0	13,485,425
EXPENDITURES								
Transfer to General Fund	411,000	0	0	0	0	0	0	411,000
General Capital Projects	3,649,000	418,000	4,548,000	0	0	100,000	0	8,715,000
CDBG	0	0	0	0	0	0	0	0
Enterprise CIP - Utility Fund	0	0	0	0	0	3,731,000	0	3,731,000
Enterprise CIP - Transit System	0	0	0	0	0	0	0	0
Enterprise CIP - Sanitation Fund	0	0	0	0	0	0	0	0
TOTAL	4,060,000	418,000	4,548,000	0	0	3,831,000	0	12,857,000
UNAPPRPTD BALANCE	628,425	0	0	0	0	0	0	628,425

CITY OF ALEXANDRIA

B. GENERAL CAPITAL PROJECTS

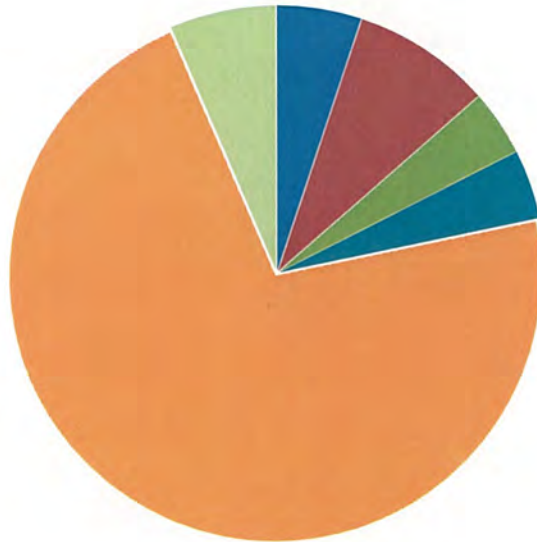
**GENERAL CAPITAL PROJECTS
REVENUES & EXPENDITURES
FISCAL YEAR 2020-2021**

Revenues



■ Sales Tax ■ Closed Projects ■ Property Tax ■ Intergovernmental ■ Fund Balance ■ Interfund Transfer

Expenditures



■ Public Enterprise ■ Drainage ■ Streets ■ Fire ■ Transfer Out ■ Parks ■ Zoo ■ Police ■ Unappropriated

C. PUBLIC ENTERPRISE

2020-2021/2024-2025 CAPITAL IMPROVEMENTS BUDGET

TABLE OF CONTENTS

PUBLIC ENTERPRISE

		PAGE
059401	Reserve for Relocation Projects	24
050301	City Hall Renovation	25
860301	Info Technology Upgrades	26
050710	AUMP Lower Third	27
050801	Building Improvements	28
050802	Roof Replacement	29
051103	Red River Imp Venture	30
051104	Port of Alexandria Rail Spur Imp	31
051201	Port of Alex/Ruston Foundry	32
051302	Riverfront Center Improvements	33
051401	Energy Renovations	34
051502	Riverfront Improvements	35
051503	Two Way Communcations Upgrade	36
051601	Convention Hall Improvements	37
051604	Amphitheatre Improvements	38
051702	Security Improvements	39
051703	Naval Reserve Building Demolition	40
051704	Public Safety Datacenter Renovation	41
051801	Riverfront Center Waterproofing/Roofing	42

2020-2021

**COMBINED CAPITAL PROJECTS
SOURCES OF FUNDING SUMMARY**

PUBLIC ENTERPRISE

PROJECT IDENTIFICATION	SALES TAXES	AD VAL TAX- 14	AD VAL TAX- 18	FEDERAL FUNDS	STATE FUNDS	UTILITY FUND	OTHER	TOTALS
Reserve for Relocation Proj						100,000		100,000
Information Upgrades	220,000							220,000
Building Improvements	75,000							75,000
Roof Replacement	75,000							75,000
Security Improvements	30,000							30,000
Total Public Enterprise	400,000	0	0	0	0	100,000	0	500,000

2020-2021

GENERAL CAPITAL PROJECTS
FIVE YEAR CAPITAL PLAN

PUBLIC ENTERPRISE

PROJ #	PROJECT IDENTIFICATION	BUDGET C/O	FISCAL YEAR					TOTAL 5 YEAR	BEYOND 2025	TOTAL COST
			20-21	21-22	22-23	23-24	24-25			
059401	Reserve for Relocation Projects	419,838	100,000	100,000	100,000	100,000	100,000	500,000		919,838
050301	City Hall Renovation	5,596,005		1,000,000				1,000,000	4,000,000	10,596,005
860301	Information Upgrades	370,562	220,000					220,000		590,562
050710	AUMP Lower Third	270,489						0		270,489
050801	Building Improvements	377,905	75,000	150,000				225,000		602,905
050802	Roof Replacement	547,225	75,000	150,000				225,000		772,225
051103	Red River Imp Venture	2,787,728						0		2,787,728
051104	Port of Alexandria Rail Spur Imp	57,224						0		57,224
051201	Port of Alex/Ruston Foundry	131,736						0		131,736
051302	Riverfront Center Improvements	26,098						0		26,098
051401	Energy Renovations	247,567						0		247,567
051502	Riverfront Improvements	463,267						0		463,267
051503	Two Way Communications Upgrade	13,657						0		13,657
051601	Convention Hall Improvements	81,592						0		81,592
051604	Amphitheatre Improvements	7,111						0		7,111
051702	Security Improvements	18,425	30,000	30,000	30,000	30,000	30,000	150,000		168,425
051703	Naval Reserve Building Demolition	(3,263)						0		(3,263)
051704	Public Safety Datacenter Renovation	57,570						0		57,570
051801	Riverfront Center Waterproofing/Roofir	824,519						0		824,519
Total Public Enterprise		12,295,255	500,000	1,430,000	130,000	130,000	130,000	2,320,000	-4,000,000	18,615,255

- * Project Number to be Assigned
- @ New or Revised Projects
- Projects to be closed

SHEET A 2020-2021/2024-2025 CAPITAL IMPROVEMENTS PROGRAM

PROJECT TITLE: Reserve for Relocation Projects	PROJECT CATEGORY: Public Enterprise
PROJECT NUMBER: 059401	COUNCIL DISTRICT # N/A
DIVISION: Public Works	DEPARTMENT: Engineering

PROJECT BUDGET

REVENUE BREAKDOWN

REVENUE SOURCES					UTILITY FUND	TOTAL
PRIOR BDGTS					2,439,964	2,439,964
PRIOR EXP					2,020,126	2,020,126
BUDGET C/O		0	0	0	419,838	419,838
2020-2021					100,000	100,000
2021-2022					100,000	100,000
2022-2023					100,000	100,000
2023-2024					100,000	100,000
2024-2025					100,000	100,000
BEYOND 2025						0
TOTAL COST	0	0	0	0	2,939,964	2,939,964

EXPENDITURE BREAKDOWN

EXPENDITURE BREAKDOWN	ENGINEERING	TESTING	LAND ACQUISITION	CONSTRUCTION	OTHER	TOTAL
PRIOR BDGTS				2,439,964		2,439,964
2020-2021				100,000		100,000
2021-2022				100,000		100,000
2022-2023				100,000		100,000
2023-2024				100,000		100,000
2024-2025				100,000		100,000
BEYOND 2025						0
TOTAL COST	0	0	0	2,939,964	0	2,939,964

PROJECT SPECIFICATIONS

PROJECT DESCRIPTION:

This project is being created in order to facilitate the coordination of appropriations necessary for the relocation of Utilities due to Street and Drainage projects. The Utility Fund will allocate funds to be used for utility relocations associated with Street and Drainage Projects proposed in the 1988 and 1993 Property Taxes. An amendment will be required to transfer the appropriation to the appropriate project.

PROJECT JUSTIFICATION:

The establishment of this flow through project allows for better coordination between the Utility Fund and the General Fund on projects associated with the Property Tax projects.

PROJECT PRIORITY:

START DATE: May, 1993

EST TIME TO COMPLETE:

A

N/A

OPERATING BUDGET EFFECT:

NONE

X

N/A

SEE DETAIL

SHEET A 2020-2021/2024-2025 CAPITAL IMPROVEMENTS PROGRAM

PROJECT TITLE: City Hall Renovation	PROJECT CATEGORY: Public Enterprise
PROJECT NUMBER: 050301	COUNCIL DISTRICT # N/A
DIVISION: Public Works	DEPARTMENT: Central Facility

PROJECT BUDGET

REVENUE BREAKDOWN

REVENUE SOURCES				AD VALOREM TAX 2018	SALES TAX	TOTAL
PRIOR BDGTS				4,548,000	1,119,705	5,667,705
PRIOR EXP					71,700	71,700
BUDGET C/O		0	0	4,548,000	1,048,005	5,596,005
2020-2021						
2021-2022					1,000,000	1,000,000
2022-2023						
2023-2024						
2024-2025						
BEYOND 2025				4,000,000		4,000,000
TOTAL COST	0	0	0	8,548,000	2,119,705	10,667,705

EXPENDITURE BREAKDOWN

EXPENDITURE BREAKDOWN	ENGINEERING	TESTING	LAND ACQUISITION	CONSTRUCTION	OTHER	TOTAL
PRIOR BDGTS	38,290			5,627,250	2,165	5,667,705
2020-2021						
2021-2022				1,000,000		1,000,000
2022-2023						
2023-2024						
2024-2025						
BEYOND 2025				4,000,000		4,000,000
TOTAL COST	38,290	0	0	10,627,250	2,165	10,667,705

PROJECT SPECIFICATIONS

PROJECT DESCRIPTION:
Tear out and remodel entire building. Interior renovations would include modernization of HVAC, electrical and plumbing infrastructure, and restructuring interior spaces and finishes. The exterior would include new surface, windows, and roofing. Space needs would be evaluated to assure maximum space utilization.

PROJECT JUSTIFICATION:
City Hall was built in 1962. The structure is very sound, due to concrete floors and columns. The exterior envelope has numerous leaks. The vertical window shading is difficult to waterproof. The building's mechanical, electrical, and plumbing systems have exceeded their useful lives and are in need of replacement. This renovation will render the building virtually new and capable of addressing the current and future uses required of it.

PROJECT PRIORITY: A

START DATE: 2019 **EST TIME TO COMPLETE:** 2 Years

OPERATING BUDGET EFFECT:
 NONE X N/A SEE DETAIL

SHEET A 2020-2021/2024-2025 CAPITAL IMPROVEMENTS PROGRAM

PROJECT TITLE: Information Technology Upgrades	PROJECT CATEGORY: Other
PROJECT NUMBER: 860301	COUNCIL DISTRICT # N/A
DIVISION: Finance	DEPARTMENT: Various

PROJECT BUDGET

REVENUE BREAKDOWN

REVENUE SOURCES					SALES TAX	TOTAL
PRIOR BDGTS					1,359,000	1,359,000
PRIOR EXP					988,438	988,438
BUDGET C/O					370,562	370,562
2020-2021					220,000	220,000
2021-2022						
2022-2023						
2023-2024						
2024-2025						
BEYOND 2025						
TOTAL COST	0	0	0	0	1,579,000	1,579,000

EXPENDITURE BREAKDOWN

EXPENDITURE BREAKDOWN	ENGINEERING	TESTING	LAND ACQUISITION	CONSTRUCTION	OTHER	TOTAL
PRIOR BDGTS					1,359,000	1,359,000
2020-2021					220,000	220,000
2021-2022						
2022-2023						
2023-2024						
2024-2025						
BEYOND 2025						
TOTAL COST	0	0	0	0	1,579,000	1,579,000

PROJECT SPECIFICATIONS

PROJECT DESCRIPTION: Purchase of various upgrades of hardware and software to the existing system as needed.	
PROJECT JUSTIFICATION: The City's Information System is sophisticated. As such, continuous upgrades to the hardware and the software will be needed to maintain functionality.	
PROJECT PRIORITY: A	
START DATE: 2003	EST TIME TO COMPLETE: As Needed
OPERATING BUDGET EFFECT:	
NONE	X N/A SEE DETAIL

SHEET A 2020-2021/2024-2025 CAPITAL IMPROVEMENTS PROGRAM

PROJECT TITLE: AUMP Lower Third Street	PROJECT CATEGORY: Public Enterprise
PROJECT NUMBER: 050710	COUNCIL DISTRICT # 3
DIVISION: Public Works	DEPARTMENT: Building Services

PROJECT BUDGET

REVENUE BREAKDOWN

REVENUE SOURCES				FEDERAL FUNDS	SALES TAX	TOTAL
PRIOR BDGTS				2,280,002	1,746,000	4,026,002
PRIOR EXP				1,972,317	1,783,196	3,755,513
BUDGET C/O		0	0	307,685	(37,196)	270,489
2020-2021						
2021-2022						
2022-2023						
2023-2024						
2024-2025						
BEYOND 2025						
TOTAL COST	0	0	0	2,280,002	1,746,000	4,026,002

EXPENDITURE BREAKDOWN

EXPENDITURE BREAKDOWN	ENGINEERING	TESTING	LAND ACQUISITION	CONSTRUCTION	OTHER	TOTAL
PRIOR BDGTS	310,000	90,000	100,000	3,526,002		4,026,002
2020-2021						
2021-2022						
2022-2023						
2023-2024						
2024-2025						
BEYOND 2025						
TOTAL COST	310,000	90,000	100,000	3,526,002	0	4,026,002

PROJECT SPECIFICATIONS

PROJECT DESCRIPTION: New lighting, sidewalks, asphalt street overlay, bus shelters, and landscaping on Third Street from the intersection with St. James Street to the intersection of Broadway Avenue.			
PROJECT JUSTIFICATION: As part of Alexandria Urban Master Plan, this will enhance the Lower Third area.			
PROJECT PRIORITY:	A		
START DATE: 2015	EST TIME TO COMPLETE:	3 Years	
OPERATING BUDGET EFFECT:	NONE	X	N/A
		SEE DETAIL	

SHEET A 2020-2021/2024-2025 CAPITAL IMPROVEMENTS PROGRAM

PROJECT TITLE: Building Improvements	PROJECT CATEGORY: Public Enterprise
PROJECT NUMBER: 050801	COUNCIL DISTRICT # N/A
DIVISION: Public Works	DEPARTMENT: Building Services

PROJECT BUDGET

REVENUE BREAKDOWN

REVENUE SOURCES				SALES TAX BONDS 2008	SALES TAX	TOTAL
PRIOR BDGTS				420,939	2,517,244	2,938,183
PRIOR EXP				420,939	2,139,339	2,560,278
BUDGET C/O		0	0	0	377,905	377,905
2020-2021					75,000	75,000
2021-2022					150,000	150,000
2022-2023						
2023-2024						
2024-2025						
BEYOND 2025						
TOTAL COST	0	0	0	420,939	2,742,244	3,163,183

EXPENDITURE BREAKDOWN

EXPENDITURE BREAKDOWN	ENGINEERING	TESTING	LAND ACQUISITION	CONSTRUCTION	OTHER	TOTAL
PRIOR BDGTS	146,000			2,792,183		2,938,183
2020-2021				75,000		75,000
2021-2022				150,000		150,000
2022-2023						
2023-2024						
2024-2025						
BEYOND 2025						
TOTAL COST	146,000	0	0	3,017,183	0	3,163,183

PROJECT SPECIFICATIONS

PROJECT DESCRIPTION:
As our many structures are aging, this project provides for a planned approach to replacement and enhancements of city properties. By including many sub-projects in this single project, this allows for adjustments in priorities of work pending conditions "on the ground" in the current fiscal year. By planning ahead on funding, the Council can anticipate inevitable expenditures while allowing the Building Maintenance operation the flexibility to apply the funds at the most expedient place.

PROJECT JUSTIFICATION:
Investments in the mitigation of aging facilities delays large scale replacement and deterioration.

PROJECT PRIORITY: A

START DATE: 2007 **EST TIME TO COMPLETE:** Ongoing

OPERATING BUDGET EFFECT:
 NONE X N/A SEE DETAIL

SHEET A 2020-2021/2024-2025 CAPITAL IMPROVEMENTS PROGRAM

PROJECT TITLE: Roof Replacement	PROJECT CATEGORY: Public Enterprise
PROJECT NUMBER: 050802	COUNCIL DISTRICT # N/A
DIVISION: Public Works	DEPARTMENT: Building Services

PROJECT BUDGET

REVENUE BREAKDOWN

REVENUE SOURCES					SALES TAX	TOTAL
PRIOR BDGTS					3,215,700	3,215,700
PRIOR EXP					2,668,475	2,668,475
BUDGET C/O		0	0	0	547,225	547,225
2020-2021					75,000	75,000
2021-2022					150,000	150,000
2022-2023						
2023-2024						
2024-2025						
BEYOND 2025						
TOTAL COST	0	0	0	0	3,440,700	3,440,700

EXPENDITURE BREAKDOWN

EXPENDITURE BREAKDOWN	ENGINEERING	TESTING	LAND ACQUISITION	CONSTRUCTION	OTHER	TOTAL
PRIOR BDGTS	105,200			3,110,500		3,215,700
2020-2021				75,000		75,000
2021-2022				150,000		150,000
2022-2023						
2023-2024						
2024-2025						
BEYOND 2025						
TOTAL COST	105,200	0	0	3,335,500	0	3,440,700

PROJECT SPECIFICATIONS

PROJECT DESCRIPTION: Replace roofs on different buildings as needed.			
PROJECT JUSTIFICATION: As roofs age they begin to leak. Failure can be predicted through core sampling and analysis. This project will provide funding for the testing and the replacement if indicated.			
PROJECT PRIORITY:	A		
START DATE: 2007	EST TIME TO COMPLETE:	Ongoing	
OPERATING BUDGET EFFECT:	NONE	X	N/A
		SEE DETAIL	

SHEET A 2020-2021/2024-2025 CAPITAL IMPROVEMENTS PROGRAM

PROJECT TITLE: Red River Improv Venture & Essential Rec	PROJECT CATEGORY: Public Enterprise
PROJECT NUMBER: 051103	COUNCIL DISTRICT # N/A
DIVISION: Public Works	DEPARTMENT: Recreation

PROJECT BUDGET

REVENUE BREAKDOWN

REVENUE SOURCES		OTHER	SALES TAX	SALES TAX BONDS 2008	AD VALOREM TAX 2008	TOTAL
PRIOR BDGTS		2,100,000	100,000	49,485	1,068,962	3,318,447
PRIOR EXP		242,204	100,000	49,485	139,030	530,719
BUDGET C/O		1,857,796	0	0	929,932	2,787,728
2020-2021						
2021-2022						
2022-2023						
2023-2024						
2024-2025						
BEYOND 2025						
TOTAL COST	0	2,100,000	100,000	49,485	1,068,962	3,318,447

EXPENDITURE BREAKDOWN

EXPENDITURE BREAKDOWN	ENGINEERING	TESTING	LAND ACQUISITION	CONSTRUCTION	OTHER	TOTAL
PRIOR BDGTS			2,700,000		618,447	3,318,447
2020-2021						
2021-2022						
2022-2023						
2023-2024						
2024-2025						
BEYOND 2025						
TOTAL COST	0	0	2,700,000	0	618,447	3,318,447

PROJECT SPECIFICATIONS

PROJECT DESCRIPTION:			
PROJECT JUSTIFICATION:			
PROJECT PRIORITY:		B	
START DATE:	N/A	EST TIME TO COMPLETE:	N/A
OPERATING BUDGET EFFECT:	NONE	X	N/A
			SEE DETAIL

SHEET A 2020-2021/2024-2025 CAPITAL IMPROVEMENTS PROGRAM

PROJECT TITLE: Port of Alexandria Rail Spur Improvements	PROJECT CATEGORY: Public Enterprise
PROJECT NUMBER: 051104	COUNCIL DISTRICT # N/A
DIVISION: Planning	DEPARTMENT: Engineering

PROJECT BUDGET

REVENUE BREAKDOWN

REVENUE SOURCES				FEDERAL	SALES TAX	TOTAL
PRIOR BDGTS				487,000	164,025	651,025
PRIOR EXP				487,000	106,801	593,801
BUDGET C/O				0	57,224	57,224
2020-2021						
2021-2022						
2022-2023						
2023-2024						
2024-2025						
BEYOND 2025						
TOTAL COST	0	0	0	487,000	164,025	651,025

EXPENDITURE BREAKDOWN

EXPENDITURE BREAKDOWN	ENGINEERING	TESTING	LAND ACQUISITION	CONSTRUCTION	OTHER	TOTAL
PRIOR BDGTS				651,025		651,025
2020-2021						
2021-2022						
2022-2023						
2023-2024						
2024-2025						
BEYOND 2025						
TOTAL COST	0	0	0	651,025	0	651,025

PROJECT SPECIFICATIONS

PROJECT DESCRIPTION: Renovation of the existing Union Pacific Railroad spur adjacent to the Alexandria City Compound and the Port of Alexandria. This spur services the Port of Alexandria and is approximately 6,700 feet in length.			
PROJECT JUSTIFICATION: Existing spur was constructed in the mid 1980's and is in need of rehabilitation.			
PROJECT PRIORITY:	B		
START DATE: N/A	EST TIME TO COMPLETE:	N/A	
OPERATING BUDGET EFFECT:	NONE	X	N/A
		SEE DETAIL	

SHEET A 2020-2021/2024-2025 CAPITAL IMPROVEMENTS PROGRAM

PROJECT TITLE: Port of Alexandria / Ruston Foundry	PROJECT CATEGORY: Public Enterprise
PROJECT NUMBER: 051201	COUNCIL DISTRICT # N/A
DIVISION: Planning	DEPARTMENT: Engineering

PROJECT BUDGET

REVENUE BREAKDOWN

REVENUE SOURCES					SALES TAX	TOTAL
PRIOR BDGTS					147,298	147,298
PRIOR EXP					15,562	15,562
BUDGET C/0					131,736	131,736
2020-2021						
2021-2022						
2022-2023						
2023-2024						
2024-2025						
BEYOND 2025						
TOTAL COST	0	0	0	0	147,298	147,298

EXPENDITURE BREAKDOWN

EXPENDITURE BREAKDOWN	ENGINEERING	TESTING	LAND ACQUISITION	CONSTRUCTION	OTHER	TOTAL
PRIOR BDGTS					147,298	147,298
2020-2021						
2021-2022						
2022-2023						
2023-2024						
2024-2025						
BEYOND 2025						
TOTAL COST	0	0	0	0	147,298	147,298

PROJECT SPECIFICATIONS

PROJECT DESCRIPTION: Revitalization of the now unused site of the Ruston Foundry.			
PROJECT JUSTIFICATION: This site was classed a Superfund Site by the EPA. Site has been remediated. Plans to reuse the site are forthcoming.			
PROJECT PRIORITY:		B	
START DATE:	N/A	EST TIME TO COMPLETE:	N/A
OPERATING BUDGET EFFECT:	NONE	X	N/A
			SEE DETAIL

SHEET A 2020-2021/2024-2025 CAPITAL IMPROVEMENTS PROGRAM

PROJECT TITLE: River Center Improvements	PROJECT CATEGORY: Public Enterprise
PROJECT NUMBER: 051302	COUNCIL DISTRICT # N/A
DIVISION: Planning	DEPARTMENT: Engineering

PROJECT BUDGET

REVENUE BREAKDOWN

REVENUE SOURCES					FEDERAL FUNDS	TOTAL
PRIOR BDGTS					880,000	880,000
PRIOR EXP					853,902	853,902
BUDGET C/O		0	0	0	26,098	26,098
2020-2021						
2021-2022						
2022-2023						
2023-2024						
2024-2025						
BEYOND 2025						
TOTAL COST	0	0	0	0	880,000	880,000

EXPENDITURE BREAKDOWN

EXPENDITURE BREAKDOWN	ENGINEERING	TESTING	LAND ACQUISITION	CONSTRUCTION	OTHER	TOTAL
PRIOR BDGTS					880,000	880,000
2020-2021						
2021-2022						
2022-2023						
2023-2024						
2024-2025						
BEYOND 2025						
TOTAL COST	0	0	0	0	880,000	880,000

PROJECT SPECIFICATIONS

PROJECT DESCRIPTION:			
PROJECT JUSTIFICATION:			
PROJECT PRIORITY:		A	
START DATE:	N/A	EST TIME TO COMPLETE:	N/A
OPERATING BUDGET EFFECT:	NONE	X	N/A
			SEE DETAIL

SHEET A 2020-2021/2024-2025 CAPITAL IMPROVEMENTS PROGRAM

PROJECT TITLE: Energy Renovations	PROJECT CATEGORY: Public Enterprise
PROJECT NUMBER: 051401	COUNCIL DISTRICT # N/A
DIVISION: Public Works	DEPARTMENT: Building Services

PROJECT BUDGET

REVENUE BREAKDOWN

REVENUE SOURCES					SALES TAX	TOTAL
PRIOR BDGTS					571,000	571,000
PRIOR EXP					323,433	323,433
BUDGET C/O					247,567	247,567
2020-2021						
2021-2022						
2022-2023						
2023-2024						
2024-2025						
BEYOND 2025						
TOTAL COST					571,000	571,000

EXPENDITURE BREAKDOWN

EXPENDITURE BREAKDOWN	ENGINEERING	TESTING	LAND ACQUISITION	CONSTRUCTION	OTHER	TOTAL
PRIOR BDGTS					571,000	571,000
2020-2021						
2021-2022						
2022-2023						
2023-2024						
2024-2025						
BEYOND 2025						
TOTAL COST					571,000	571,000

PROJECT SPECIFICATIONS

PROJECT DESCRIPTION: Various efforts toward conservation of energy at City facilities. Current projects include Trail light replacement, parking lot and exterior lighting, and Phase I Replacement of HVAC Controls at the Public Safety Complex.			
PROJECT JUSTIFICATION: LED lights are rated at a 12 year cycle, with energy payback in 6 years. The HVAC control project at Public Safety will generate energy savings and better control of the systems.			
PROJECT PRIORITY:		B	
START DATE:	N/A	EST TIME TO COMPLETE:	N/A
OPERATING BUDGET EFFECT:	NONE	X	N/A
			SEE DETAIL

SHEET A 2020-2021/2024-2025 CAPITAL IMPROVEMENTS PROGRAM

PROJECT TITLE: Riverfront Improvements	PROJECT CATEGORY: Public Enterprise
PROJECT NUMBER: 051502	COUNCIL DISTRICT # N/A
DIVISION: Public Works	DEPARTMENT: Building Services

PROJECT BUDGET

REVENUE BREAKDOWN

REVENUE SOURCES	AD VALOREM TAX 2008	SALES TAX BONDS 2008	SALES TAX	TOTAL
PRIOR BDGTS	487,000	36,248	701,058	1,224,306
PRIOR EXP	87,893	36,248	636,898	761,039
BUDGET C/O	399,107	0	64,160	463,267
2020-2021				
2021-2022				
2022-2023				
2023-2024				
2024-2025				
BEYOND 2025				
TOTAL COST	487,000	36,248	701,058	1,224,306

EXPENDITURE BREAKDOWN

EXPENDITURE BREAKDOWN	ENGINEERING	TESTING	LAND ACQUISITION	CONSTRUCTION	OTHER	TOTAL
PRIOR BDGTS					1,224,306	1,224,306
2020-2021						
2021-2022						
2022-2023						
2023-2024						
2024-2025						
BEYOND 2025						
TOTAL COST					1,224,306	1,224,306

PROJECT SPECIFICATIONS

PROJECT DESCRIPTION: Various projects including HVAC renovations, Clear Story Window rework to mitigate leaks, service aprons, plaza exit ramp, technology upgrades, and addition of an elevator in Area J.			
PROJECT JUSTIFICATION: Improvements are needed to keep the Riverfront Center functioning as a modern meeting center.			
PROJECT PRIORITY:	B		
START DATE: 2016	EST TIME TO COMPLETE:	Ongoing	
OPERATING BUDGET EFFECT:	NONE	X	N/A
		SEE DETAIL	

SHEET A 2020-2021/2024-2025 CAPITAL IMPROVEMENTS PROGRAM

PROJECT TITLE: Two Way Communcations Upgrade	PROJECT CATEGORY: Public Enterprise
PROJECT NUMBER: 051503	COUNCIL DISTRICT # N/A
DIVISION: Public Works	DEPARTMENT: All

PROJECT BUDGET

REVENUE BREAKDOWN

REVENUE SOURCES				SALES TAX BONDS 2008	SALES TAX	TOTAL
PRIOR BDGTS				97,385	652,615	750,000
PRIOR EXP				97,385	638,958	736,343
BUDGET C/O				0	13,657	13,657
2020-2021						
2021-2022						
2022-2023						
2023-2024						
2024-2025						
BEYOND 2025						
TOTAL COST				97,385	652,615	750,000

EXPENDITURE BREAKDOWN

EXPENDITURE BREAKDOWN	ENGINEERING	TESTING	LAND ACQUISITION	CONSTRUCTION	OTHER	TOTAL
PRIOR BDGTS					750,000	750,000
2020-2021						
2021-2022						
2022-2023						
2023-2024						
2024-2025						
BEYOND 2025						
TOTAL COST					750,000	750,000

PROJECT SPECIFICATIONS

PROJECT DESCRIPTION: Replace existing analog communications system with digital system.			
PROJECT JUSTIFICATION: Upgrade of the existing system required by Rapides Parish Communcations District due to age.			
PROJECT PRIORITY:	B		
START DATE: 2018	EST TIME TO COMPLETE:	1 Year	
OPERATING BUDGET EFFECT:	NONE	X	N/A
		SEE DETAIL	

SHEET A 2020-2021/2024-2025 CAPITAL IMPROVEMENTS PROGRAM

PROJECT TITLE: Convention Hall Improvements	PROJECT CATEGORY: Public Enterprise
PROJECT NUMBER: 051601	COUNCIL DISTRICT # N/A
DIVISION: Public Works	DEPARTMENT: All

PROJECT BUDGET

REVENUE BREAKDOWN

REVENUE SOURCES					SALES TAX	TOTAL
PRIOR BDGTS					203,000	203,000
PRIOR EXP					121,408	121,408
BUDGET C/O					81,592	81,592
2020-2021						
2021-2022						
2022-2023						
2023-2024						
2024-2025						
BEYOND 2025						
TOTAL COST					203,000	203,000

EXPENDITURE BREAKDOWN

EXPENDITURE BREAKDOWN	ENGINEERING	TESTING	LAND ACQUISITION	CONSTRUCTION	OTHER	TOTAL
PRIOR BDGTS					203,000	203,000
2020-2021						
2021-2022						
2022-2023						
2023-2024						
2024-2025						
BEYOND 2025						
TOTAL COST					203,000	203,000

PROJECT SPECIFICATIONS

PROJECT DESCRIPTION: Technology upgrade and Kitchen Equipment replacement for Convention Hall.			
PROJECT JUSTIFICATION: Audio/Visual technology and kitchen equipment in Convention Hall are obsolete, with most of the kitchen equipment being placed in service in 1963 .			
PROJECT PRIORITY:	B		
START DATE: 2017	EST TIME TO COMPLETE:	2 Years	
OPERATING BUDGET EFFECT:	NONE	X	N/A
		SEE DETAIL	

SHEET A 2020-2021/2024-2025 CAPITAL IMPROVEMENTS PROGRAM

PROJECT TITLE: Amphitheatre Improvements	PROJECT CATEGORY: Public Enterprise
PROJECT NUMBER: 051604	COUNCIL DISTRICT # N/A
DIVISION: Public Works	DEPARTMENT: All

PROJECT BUDGET

REVENUE BREAKDOWN

REVENUE SOURCES				SALES TAX	RED RIVER WATERWAY	TOTAL
PRIOR BDGTS				46,000	850,000	896,000
PRIOR EXP				44,811	844,078	888,889
BUDGET C/O				1,189	5,922	7,111
2020-2021						
2021-2022						
2022-2023						
2023-2024						
2024-2025						
BEYOND 2025						
TOTAL COST				46,000	850,000	896,000

EXPENDITURE BREAKDOWN

EXPENDITURE BREAKDOWN	ENGINEERING	TESTING	LAND ACQUISITION	CONSTRUCTION	OTHER	TOTAL
PRIOR BDGTS					896,000	896,000
2020-2021						
2021-2022						
2022-2023						
2023-2024						
2024-2025						
BEYOND 2025						
TOTAL COST					896,000	896,000

PROJECT SPECIFICATIONS

PROJECT DESCRIPTION: New roof, painting, restrooms and green room.	
PROJECT JUSTIFICATION: Improvements will enhance use of the facility.	
PROJECT PRIORITY:	B
START DATE: 2018	EST TIME TO COMPLETE: 2 Years
OPERATING BUDGET EFFECT:	NONE X N/A SEE DETAIL

SHEET A 2020-2021/2024-2025 CAPITAL IMPROVEMENTS PROGRAM

PROJECT TITLE: Security Improvements	PROJECT CATEGORY: Public Enterprise
PROJECT NUMBER: 051702	COUNCIL DISTRICT # N/A
DIVISION: Public Works	DEPARTMENT: All

PROJECT BUDGET

REVENUE BREAKDOWN

REVENUE SOURCES					SALES TAX	TOTAL
PRIOR BDGTS					120,000	120,000
PRIOR EXP					101,575	101,575
BUDGET C/O					18,425	18,425
2020-2021					30,000	30,000
2021-2022					30,000	30,000
2022-2023					30,000	30,000
2023-2024					30,000	30,000
2024-2025					30,000	30,000
BEYOND 2025						0
TOTAL COST					270,000	270,000

EXPENDITURE BREAKDOWN

EXPENDITURE BREAKDOWN	ENGINEERING	TESTING	LAND ACQUISITION	CONSTRUCTION	OTHER	TOTAL
PRIOR BDGTS					120,000	120,000
2020-2021					30,000	30,000
2021-2022					30,000	30,000
2022-2023					30,000	30,000
2023-2024					30,000	30,000
2024-2025					30,000	30,000
BEYOND 2025						0
TOTAL COST					270,000	270,000

PROJECT SPECIFICATIONS

PROJECT DESCRIPTION: Centralization of security for City Facilities, including CCTB, Card Access and other measures.			
PROJECT JUSTIFICATION: The City needs to secure its equipment and employees to better serve its citizens.			
PROJECT PRIORITY:		B	
START DATE:	2018	EST TIME TO COMPLETE:	Ongoing
OPERATING BUDGET EFFECT:	NONE	X	N/A
			SEE DETAIL

SHEET A 2020-2021/2024-2025 CAPITAL IMPROVEMENTS PROGRAM

PROJECT TITLE: Naval Reserve Building Demolition	PROJECT CATEGORY: Public Enterprise
PROJECT NUMBER: 051703	COUNCIL DISTRICT # N/A
DIVISION: Public Works	DEPARTMENT: All

PROJECT BUDGET

REVENUE BREAKDOWN

REVENUE SOURCES					SALES TAX	TOTAL
PRIOR BDGTS					104,000	104,000
PRIOR EXP					107,263	107,263
BUDGET C/O					(3,263)	(3,263)
2020-2021						
2021-2022						
2022-2023						
2023-2024						
2024-2025						
BEYOND 2025						
TOTAL COST					104,000	104,000

EXPENDITURE BREAKDOWN

EXPENDITURE BREAKDOWN	ENGINEERING	TESTING	LAND ACQUISITION	CONSTRUCTION	OTHER	TOTAL
PRIOR BDGTS					104,000	104,000
2020-2021						
2021-2022						
2022-2023						
2023-2024						
2024-2025						
BEYOND 2025						
TOTAL COST					104,000	104,000

PROJECT SPECIFICATIONS

PROJECT DESCRIPTION: Demolition of Naval Reserve Building on Casson Street., along with the abatement of asbestos prior to demolition.	
PROJECT JUSTIFICATION: Building is deteriorated and no longer in use.	
PROJECT PRIORITY:	B
START DATE: 2018	EST TIME TO COMPLETE: 6 months
OPERATING BUDGET EFFECT:	SEE DETAIL
NONE	X N/A

SHEET A 2020-2021/2024-2025 CAPITAL IMPROVEMENTS PROGRAM

PROJECT TITLE: Public Safety Datacenter Renovation	PROJECT CATEGORY: Public Enterprise
PROJECT NUMBER: 051704	COUNCIL DISTRICT # N/A
DIVISION: Public Works	DEPARTMENT: All

PROJECT BUDGET

REVENUE BREAKDOWN

REVENUE SOURCES					SALES TAX	TOTAL
PRIOR BDGTS					375,000	375,000
PRIOR EXP					317,430	317,430
BUDGET C/O					57,570	57,570
2020-2021						
2021-2022						
2022-2023						
2023-2024						
2024-2025						
BEYOND 2025						
TOTAL COST					375,000	375,000

EXPENDITURE BREAKDOWN

EXPENDITURE BREAKDOWN	ENGINEERING	TESTING	LAND ACQUISITION	CONSTRUCTION	OTHER	TOTAL
PRIOR BDGTS					375,000	375,000
2020-2021						
2021-2022						
2022-2023						
2023-2024						
2024-2025						
BEYOND 2025						
TOTAL COST					375,000	375,000

PROJECT SPECIFICATIONS

PROJECT DESCRIPTION: Upgrade electrical service, backup power, fire suppression, and air conditioning. Remodel space and install raised floor tile.	
PROJECT JUSTIFICATION: Modernization of the existing center.	
PROJECT PRIORITY:	B
START DATE: 2019	EST TIME TO COMPLETE: 6 months
OPERATING BUDGET EFFECT:	SEE DETAIL
NONE	X N/A

SHEET A 2020-2021/2024-2025 CAPITAL IMPROVEMENTS PROGRAM

PROJECT TITLE: Riverfront Center Waterproofing	PROJECT CATEGORY: Public Enterprise
PROJECT NUMBER: 051801	COUNCIL DISTRICT # N/A
DIVISION: Public Works	DEPARTMENT: All

PROJECT BUDGET

REVENUE BREAKDOWN

REVENUE SOURCES					SALES TAX	TOTAL
PRIOR BDGTS					861,200	861,200
PRIOR EXP					36,681	36,681
BUDGET C/O					824,519	824,519
2020-2021						
2021-2022						
2022-2023						
2023-2024						
2024-2025						
BEYOND 2025						
TOTAL COST					861,200	861,200

EXPENDITURE BREAKDOWN

EXPENDITURE BREAKDOWN	ENGINEERING	TESTING	LAND ACQUISITION	CONSTRUCTION	OTHER	TOTAL
PRIOR BDGTS	67,600				793,600	861,200
2020-2021						
2021-2022						
2022-2023						
2023-2024						
2024-2025						
BEYOND 2025						
TOTAL COST	67,600	0	0	0	793,600	861,200

PROJECT SPECIFICATIONS

PROJECT DESCRIPTION: Repairs to protect the facility from water infiltration. This will include a recoat of the EIFS as well as detailed scaling around windows on the main level, checking of the flashing, and sealing. Damaged or missing flashing will be repaired or replaced, as well as cracked or deteriorated sealants.			
PROJECT JUSTIFICATION: Facility was constructed in 1996. Periodic recoating of the EIFS is required to prevent water intrusion.			
PROJECT PRIORITY:	B		
START DATE: 2019	EST TIME TO COMPLETE:	1 Year	
OPERATING BUDGET EFFECT:	NONE	X	N/A
		SEE DETAIL	

2020-2021/2024-2025 CAPITAL IMPROVEMENTS BUDGET

TABLE OF CONTENTS

DRAINAGE

		PAGE
250211	Acquisition-ROW/Servitudes	46
250421	Residential Ditch Closure	47
250512	Pump Station Repairs	48
250604	Chatlain Lake-Willow Glen Hudson	49
251003	Red River Levee Certification	50
251103	Masonic Drive RCB Extension	51
251105	Martin Park/Airview Terrace St & Drng	52
251701	Woodale Outfall/ Railrd Ave Ph 4	53
251801	Mall Ditch Improvements	54
251802	Hwy 28 West Drainage Canal	55
251803	Martin Park Pump Additions	56

**COMBINED CAPITAL PROJECTS
SOURCES OF FUNDING SUMMARY**

DRAINAGE

PROJECT IDENTIFICATION	SALES TAXES	AD VAL TAX- 14	AD VAL TAX- 18	FEDERAL FUNDS	STATE FUNDS	UTILITY FUND	OTHER	TOTALS
Residential Ditch Closure	375,000							375,000
Mall Ditch Improvements	250,000							250,000
Martin Park Outfall	200,000							200,000
Total Drainage	825,000	0	0	0	0	0	0	825,000

**2020-2021
GENERAL CAPITAL PROJECTS
FIVE YEAR CAPITAL PLAN**

DRAINAGE

PROJ #	PROJECT IDENTIFICATION	BUDGET C/O	FISCAL YEAR					TOTAL 5 YEAR	BEYOND 2025	TOTAL COST	
			20-21	21-22	22-23	23-24	24-25				
250211	Acquisition-ROW/Servitudes	289,475						0		289,475	
250421	Residential Ditch Closure	1,572,319	375,000	375,000	375,000	375,000	375,000	1,875,000		3,447,319	
250512	Pump Station Repairs	129,862						0		129,862	
250604	Chatlain Lake-Willow Glen Hudson	160,539						0		160,539	
251003	Red River Levee Certification	80,284						0		80,284	
251105	Martin Park/Airview Terrace St & Drng	1,245,582						0		1,245,582	
251701	Woodale Outfall/ Railrd Ave Ph 4	1,272,760						0		1,272,760	
251801	Mall Ditch Improvements	1,247,125	250,000	250,000				500,000		1,747,125	
251802	Hwy 28 West Drainage Canal	913,304		300,000				300,000		1,213,304	
252101	Martin Park Outfall Improvements		200,000	315,000				515,000		515,000	
Total Drainage			6,911,250	825,000	1,240,000	375,000	375,000	375,000	3,190,000	0	10,101,250

- * Project Number to be Assigned
- @ New or Revised Projects
- Projects to be closed

SHEET A 2020-2021/2024-2025 CAPITAL IMPROVEMENTS PROGRAM

PROJECT TITLE: Right of Ways & Servitudes	PROJECT CATEGORY: Drainage
PROJECT NUMBER: 250211	COUNCIL DISTRICT # All
DIVISION: Public Works	DEPARTMENT: Engineering

PROJECT BUDGET

REVENUE BREAKDOWN

REVENUE SOURCES					SALES TAX	TOTAL
PRIOR BDGTS					670,000	670,000
PRIOR EXP					380,525	380,525
BUDGET C/O					289,475	289,475
2020-2021						
2021-2022						
2022-2023						
2023-2024						
2024-2025						
BEYOND 2025						
TOTAL COST					670,000	670,000

EXPENDITURE BREAKDOWN

EXPENDITURE BREAKDOWN	ENGINEERING	TESTING	LAND ACQUISITION	CONSTRUCTION	OTHER	TOTAL
PRIOR BDGTS			645,000		25,000	670,000
2020-2021						
2021-2022						
2022-2023						
2023-2024						
2024-2025						
BEYOND 2025						
TOTAL COST			645,000		25,000	670,000

PROJECT SPECIFICATIONS

<p>PROJECT DESCRIPTION: To purchase right-of-ways or servitudes from property owners for the Street Department.</p>
<p>PROJECT JUSTIFICATION: Needed to maintain existing ditches in the City's corporate limits.</p>
<p>PROJECT PRIORITY: A</p> <p>START DATE: Ongoing EST TIME TO COMPLETE: Ongoing</p> <p>OPERATING BUDGET EFFECT:</p> <p align="center">X NONE N/A SEE DETAIL</p>

SHEET A 2020-2021/2024-2025 CAPITAL IMPROVEMENTS PROGRAM

PROJECT TITLE: Residential Drainage Ditch Closure	PROJECT CATEGORY: Drainage
PROJECT NUMBER: 250421	COUNCIL DISTRICT # All
DIVISION: Public Works	DEPARTMENT: Engineering

PROJECT BUDGET

REVENUE BREAKDOWN

REVENUE SOURCES	SALES TAX	PROPERTY TAX 2008	PROPERTY TAX 2008	LIMITED TAX BONDS 2008	PROPERTY TAX 2003	TOTAL
PRIOR BDGTS	375,000	1,247,000	2,437,377	2,553,463	3,258,162	9,871,002
PRIOR EXP	188,418	177,940	2,120,700	2,553,463	3,258,162	8,298,683
BUDGET C/O	186,582	1,069,060	316,677	0	0	1,572,319
2020-2021	375,000					375,000
2021-2022	375,000					375,000
2022-2023	375,000					375,000
2023-2024	375,000					375,000
2024-2025	375,000					375,000
BEYOND 2025						
TOTAL COST	2,250,000	1,247,000	2,437,377	2,553,463	3,258,162	11,746,002

EXPENDITURE BREAKDOWN

EXPENDITURE BREAKDOWN	ENGINEERING	TESTING	LAND ACQUISITION	CONSTRUCTION	OTHER	TOTAL
PRIOR BDGTS	650,000			9,221,002		9,871,002
2020-2021	50,000			325,000		375,000
2021-2022	50,000			325,000		375,000
2022-2023	50,000			325,000		375,000
2023-2024	50,000			325,000		375,000
2024-2025	50,000			325,000		375,000
BEYOND 2025						
TOTAL COST	900,000			10,846,002		11,746,002

PROJECT SPECIFICATIONS

PROJECT DESCRIPTION: Closure of drainage ditches within residential areas.	
PROJECT JUSTIFICATION: Included as part of 2003 Property Tax Issue.	
PROJECT PRIORITY:	A
START DATE: Ongoing	EST TIME TO COMPLETE: Ongoing
OPERATING BUDGET EFFECT:	
X NONE	N/A
	SEE DETAIL

SHEET A 2020-2021/2024-2025 CAPITAL IMPROVEMENTS PROGRAM

PROJECT TITLE: Pump Station Repairs	PROJECT CATEGORY: Drainage
PROJECT NUMBER: 250512	COUNCIL DISTRICT # All
DIVISION: Public Works	DEPARTMENT: Engineering

PROJECT BUDGET

REVENUE BREAKDOWN

REVENUE SOURCES					SALES TAX	TOTAL
PRIOR BDGTS					185,000	185,000
PRIOR EXP					55,138	55,138
BUDGET C/0					129,862	129,862
2020-2021						
2021-2022						
2022-2023						
2023-2024						
2024-2025						
BEYOND 2025						
TOTAL COST					185,000	185,000

EXPENDITURE BREAKDOWN

EXPENDITURE BREAKDOWN	ENGINEERING	TESTING	LAND ACQUISITION	CONSTRUCTION	OTHER	TOTAL
PRIOR BDGTS				185,000		185,000
2020-2021						
2021-2022						
2022-2023						
2023-2024						
2024-2025						
BEYOND 2025						
TOTAL COST				185,000		185,000

PROJECT SPECIFICATIONS

PROJECT DESCRIPTION:	
Needed repairs to existing pump stations.	
PROJECT JUSTIFICATION:	
The City has numerous pump stations and in lieu of having individual projects for making repairs to our pump stations this account is established.	
PROJECT PRIORITY:	A
START DATE: On Going	EST TIME TO COMPLETE: On Going
OPERATING BUDGET EFFECT:	
X	NONE N/A SEE DETAIL

SHEET A 2020-2021/2024-2025 CAPITAL IMPROVEMENTS PROGRAM

PROJECT TITLE: Chatlain Lake Canal - Willow Glen to Hudson	PROJECT CATEGORY: Drainage
PROJECT NUMBER: 250604	COUNCIL DISTRICT # 3
DIVISION: Public Works	DEPARTMENT: Engineering

PROJECT BUDGET

REVENUE BREAKDOWN

REVENUE SOURCES	STATE FUNDS	SALES TAX	SALES TAX BONDS 2004	TOTAL
PRIOR BDGTS	1,890,000	434,320	680	2,325,000
PRIOR EXP	1,890,000	273,781	680	2,164,461
BUDGET C/O	0	160,539	0	160,539
2020-2021				
2021-2022				
2022-2023				
2023-2024				
2024-2025				
BEYOND 2025				
TOTAL COST	1,890,000	434,320	680	2,325,000

EXPENDITURE BREAKDOWN

EXPENDITURE BREAKDOWN	ENGINEERING	TESTING	LAND ACQUISITION	CONSTRUCTION	OTHER	TOTAL
PRIOR BDGTS	140,000		95,000	2,090,000		2,325,000
2020-2021						
2021-2022						
2022-2023						
2023-2024						
2024-2025						
BEYOND 2025						
TOTAL COST	140,000			2,090,000		2,325,000

PROJECT SPECIFICATIONS

PROJECT DESCRIPTION: Improve existing earthen channel by extending concrete-lining.	
PROJECT JUSTIFICATION: South Alexandria experiences flooding along the drainage way. Improvements are needed to allow greater volumes of water flow.	
PROJECT PRIORITY:	A
START DATE: 2021	EST TIME TO COMPLETE: Two Months
OPERATING BUDGET EFFECT:	
X	NONE N/A SEE DETAIL

SHEET A 2020-2021/2024-2025 CAPITAL IMPROVEMENTS PROGRAM

PROJECT TITLE: Red River Levee Certification	PROJECT CATEGORY: Drainage
PROJECT NUMBER: 251003	COUNCIL DISTRICT # 2
DIVISION: Public Works	DEPARTMENT: Engineering

PROJECT BUDGET

REVENUE BREAKDOWN

REVENUE SOURCES					SALES TAX	TOTAL
PRIOR BDGTS					345,000	345,000
PRIOR EXP					264,716	264,716
BUDGET C/O					80,284	80,284
2020-2021						
2021-2022						
2022-2023						
2023-2024						
2024-2025						
BEYOND 2025						
TOTAL COST					345,000	345,000

EXPENDITURE BREAKDOWN

EXPENDITURE BREAKDOWN	ENGINEERING	TESTING	LAND ACQUISITION	CONSTRUCTION	OTHER	TOTAL
PRIOR BDGTS					345,000	345,000
2020-2021						
2021-2022						
2022-2023						
2023-2024						
2024-2025						
BEYOND 2025						
TOTAL COST					345,000	345,000

PROJECT SPECIFICATIONS

PROJECT DESCRIPTION:
Certification of Red River Levee in cooperation with the Red River, Atchafalaya, and Bayou Bouef Levee and Drainage District(RRABB).

PROJECT JUSTIFICATION:
Due to flood hazard remapping efforts by the Federal Emergency Management Agency (FEMA), the Red River Levee was not certified by the US Army Corps of Engineers and accredited by FEMA because of issues with sand boils in close proximity to the levee. As this de-accreditation would have a significant negative economic impact within the City and Parish, the City will enter into a cooperative endeavor agreement with RRABB to secure certification and accreditation.

PROJECT PRIORITY: A

START DATE: N/A **EST TIME TO COMPLETE:** N/A

OPERATING BUDGET EFFECT:
X NONE N/A SEE DETAIL

SHEET A 2020-2021/2024-2025 CAPITAL IMPROVEMENTS PROGRAM

PROJECT TITLE: Martin Park/Airview Terrace Street & Drainage	PROJECT CATEGORY: Drainage
PROJECT NUMBER: 251105	COUNCIL DISTRICT # 2
DIVISION: Public Works	DEPARTMENT: Engineering

PROJECT BUDGET

REVENUE BREAKDOWN

REVENUE SOURCES				SALES TAX	PROPERTY TAX 2008	TOTAL
PRIOR BDGTS				250,000	999,382	1,249,382
PRIOR EXP					3,800	3,800
BUDGET C/O				250,000	995,582	1,245,582
2020-2021						
2021-2022						
2022-2023						
2023-2024						
2024-2025						
BEYOND 2025						
TOTAL COST				250,000		1,249,382

EXPENDITURE BREAKDOWN

EXPENDITURE BREAKDOWN	ENGINEERING	TESTING	LAND ACQUISITION	CONSTRUCTION	OTHER	TOTAL
PRIOR BDGTS				1,249,382		1,249,382
2020-2021						
2021-2022						
2022-2023						
2023-2024						
2024-2025						
BEYOND 2025						
TOTAL COST				1,249,382		1,249,382

PROJECT SPECIFICATIONS

PROJECT DESCRIPTION:

Provide relief structures through existing at rear of Martin Park Subdivision, and replacement of deteriorated corrugated metal pipe within drainage easement between Martin Park and Airview Terrace subdivisions.

PROJECT JUSTIFICATION:

Help prevent home flooding in the area of Spencer Street.

PROJECT PRIORITY:

A

START DATE: 2019

EST TIME TO COMPLETE: 2 Years

OPERATING BUDGET EFFECT:

X

NONE

N/A

SEE DETAIL

SHEET A 2020-2021/2024-2025 CAPITAL IMPROVEMENTS PROGRAM

PROJECT TITLE: Woodale Outfall/ Railrd Ave Ph 4	PROJECT CATEGORY: Drainage
PROJECT NUMBER: 251701	COUNCIL DISTRICT # 1
DIVISION: Public Works	DEPARTMENT: Engineering

PROJECT BUDGET

REVENUE BREAKDOWN

REVENUE SOURCES					PROPERTY TAX 2008	TOTAL
PRIOR BDGTS					1,350,000	1,350,000
PRIOR EXP					77,240	77,240
BUDGET C/0					1,272,760	1,272,760
2020-2021						
2021-2022						
2022-2023						
2023-2024						
2024-2025						
BEYOND 2025						
TOTAL COST					1,350,000	1,350,000

EXPENDITURE BREAKDOWN

EXPENDITURE BREAKDOWN	ENGINEERING	TESTING	LAND ACQUISITION	CONSTRUCTION	OTHER	TOTAL
PRIOR BDGTS					1,350,000	1,350,000
2020-2021						
2021-2022						
2022-2023						
2023-2024						
2024-2025						
BEYOND 2025						
TOTAL COST					1,350,000	1,350,000

PROJECT SPECIFICATIONS

PROJECT DESCRIPTION:

Final phase to provide outfall for Woodale Drainage Improvements constructed in 2007. This will consist of installation of a double line of reinforced concrete box culverts at the end of the Sycamore Grove Subdivision parallel with the Union Pacific Railroad.

PROJECT JUSTIFICATION:

This will provide the hydraulic and hydrologic relief to the residential and commercial developments along Enterprise Road and the North Bolton (LA 1) corridors comprising 175 acres.

PROJECT PRIORITY:

A

START DATE: 2018

EST TIME TO COMPLETE: 2 Years

OPERATING BUDGET EFFECT:

X

NONE

N/A

SEE DETAIL

SHEET A 2020-2021/2024-2025 CAPITAL IMPROVEMENTS PROGRAM

PROJECT TITLE: Mall Ditch Improvements	PROJECT CATEGORY: Drainage
PROJECT NUMBER: 251801	COUNCIL DISTRICT # 4
DIVISION: Public Works	DEPARTMENT: Engineering

PROJECT BUDGET

REVENUE BREAKDOWN

REVENUE SOURCES					SALES TAX	TOTAL
PRIOR BDGTS					1,325,000	1,325,000
PRIOR EXP					77,875	77,875
BUDGET C/O					1,247,125	1,247,125
2020-2021					250,000	250,000
2021-2022					250,000	250,000
2022-2023						
2023-2024						
2024-2025						
BEYOND 2025						
TOTAL COST					1,825,000	1,825,000

EXPENDITURE BREAKDOWN

EXPENDITURE BREAKDOWN	ENGINEERING	TESTING	LAND ACQUISITION	CONSTRUCTION	OTHER	TOTAL
PRIOR BDGTS				1,325,000		1,325,000
2020-2021				250,000		250,000
2021-2022				250,000		250,000
2022-2023						
2023-2024						
2024-2025						
BEYOND 2025						
TOTAL COST				1,825,000		1,825,000

PROJECT SPECIFICATIONS

PROJECT DESCRIPTION: Construct concrete-lined vertical wall ditch to replace existing earthen ditch that is undergoing severe erosion.	
PROJECT JUSTIFICATION: This will eliminate the existing unsightly and labor intensive open channel. Continued erosion of the slope will have negative impacts on the adjoining property owners with loss of improvements and property.	
PROJECT PRIORITY:	A
START DATE: 2021	EST TIME TO COMPLETE: 2 Years
OPERATING BUDGET EFFECT:	
X	NONE
	N/A
	SEE DETAIL

SHEET A 2020-2021/2024-2025 CAPITAL IMPROVEMENTS PROGRAM

PROJECT TITLE: Hwy 28 West Drainage Canal	PROJECT CATEGORY: Drainage
PROJECT NUMBER: 251802	COUNCIL DISTRICT # 1,5
DIVISION: Public Works	DEPARTMENT: Engineering

PROJECT BUDGET

REVENUE BREAKDOWN

REVENUE SOURCES					SALES TAX	TOTAL
PRIOR BDGTS					925,000	925,000
PRIOR EXP					11,696	11,696
BUDGET C/O					913,304	913,304
2020-2021						
2021-2022					300,000	300,000
2022-2023						
2023-2024						
2024-2025						
BEYOND 2025						
TOTAL COST					1,225,000	1,225,000

EXPENDITURE BREAKDOWN

EXPENDITURE BREAKDOWN	ENGINEERING	TESTING	LAND ACQUISITION	CONSTRUCTION	OTHER	TOTAL
PRIOR BDGTS				925,000		925,000
2020-2021						
2021-2022				300,000		300,000
2022-2023						
2023-2024						
2024-2025						
BEYOND 2025						
TOTAL COST				1,225,000		1,225,000

PROJECT SPECIFICATIONS

PROJECT DESCRIPTION:
Construction of an earthen ditch approximately 8,000 feet long, varying in width from 8' to 20' and in depth from 6' to 14'. It will proceed from The Meadows to the Diversion Canal.

PROJECT JUSTIFICATION:
This will provide outfall for the development of roughly 330 acres for residential and commercial use.

PROJECT PRIORITY: A
START DATE: 2021 **EST TIME TO COMPLETE:** 2 Years
OPERATING BUDGET EFFECT:
X NONE N/A SEE DETAIL

SHEET A 2020-2021/2024-2025 CAPITAL IMPROVEMENTS PROGRAM

PROJECT TITLE: Martin Park Outfall Improvements	PROJECT CATEGORY: Drainage
PROJECT NUMBER: 252001	COUNCIL DISTRICT # 1,5
DIVISION: Public Works	DEPARTMENT: Engineering

PROJECT BUDGET

REVENUE BREAKDOWN

REVENUE SOURCES					SALES TAX	TOTAL
PRIOR BDGTS						
PRIOR EXP						
BUDGET C/0						
2020-2021					200,000	200,000
2021-2022					315,000	315,000
2022-2023						
2023-2024						
2024-2025						
BEYOND 2025						
TOTAL COST					515,000	515,000

EXPENDITURE BREAKDOWN

EXPENDITURE BREAKDOWN	ENGINEERING	TESTING	LAND ACQUISITION	CONSTRUCTION	OTHER	TOTAL
PRIOR BDGTS						
2020-2021				200,000		200,000
2021-2022				315,000		315,000
2022-2023						
2023-2024						
2024-2025						
BEYOND 2025						
TOTAL COST				515,000		515,000

PROJECT SPECIFICATIONS

PROJECT DESCRIPTION: Construction of a gravity-flow, back-water flood control structure.	
PROJECT JUSTIFICATION: With current configuration, all runoff from the watershed must be pumped out of the subdivision. This structure will allow for gravity flow of runoff out of the system until backwater necessitates the use of pumps.	
PROJECT PRIORITY:	A
START DATE: 2022	EST TIME TO COMPLETE: 1 Year
OPERATING BUDGET EFFECT:	
X NONE N/A SEE DETAIL	

2020-2021/2024-2025 CAPITAL IMPROVEMENTS BUDGET

This Page Left Blank

E. STREETS

2020-2021/2024-2025 CAPITAL IMPROVEMENTS BUDGET

TABLE OF CONTENTS

STREETS

		PAGE
268823	Street, Drainage, Sidewalk Repairs	60
269007	Sugarhouse Road - Phase 1	61
269801	Jackson St at Horseshoe Drive	62
260507	Aerial Photography	63
260604	North Mall-North to Sterkx	64
260608	Land Acquisitions	65
261002	Traffic Signals Renovations	66
261203	Masonic Corridor Ph 2	67
261302	Directional Signage & Striping	68
261501	Hudson Bridge Chatlain Canal	69
261602	MPO Panel Replacement	70
261603	Industrial Park Road Reconstruction	71
261702	Horseshoe Drive Improvements	72
261801	N. 16th Street Bridge Replacement	73
261802	Pitts St/Broadway to Applewhite	74
262001	England Drive Sidewalks	75
262002	Third Street/Rapides Ave Reconstruction	76
262003	Zoo Parking Lot Resurfacing	77
262004	Street Surface Assessment	78

2020-2021

GENERAL CAPITAL PROJECTS
FIVE YEAR CAPITAL PLAN

STREETS

PROJ #	PROJECT IDENTIFICATION	BUDGET C/O	FISCAL YEAR					TOTAL 5 YEAR	BEYOND 2025	TOTAL COST
			20-21	21-22	22-23	23-24	24-25			
268823	Street, Drainage, Sidewalk Repairs	2,004,588	250,000	500,000	500,000	500,000	500,000	2,250,000		4,254,588
269007	Sugarhouse Road - Phase 1	8,531,063						0	3,500,000	12,031,063
269801	Jackson St at Horseshoe Drive	133,799						0		133,799
260507	Aerial Photography	144,844	15,000	15,000	15,000	15,000	15,000	75,000		219,844
260604	North Mall-North to Sterkx	462,992						0	3,000,000	3,462,992
260608	Land Acquisitions	194,559		50,000	50,000		50,000	150,000		344,559
261002	Traffic Signals Renovations	250,078	25,000	25,000	25,000	25,000	25,000	125,000		375,078
261203	Masonic Corridor Ph 2	1,514,369						0		1,514,369
261302	Directional Signage & Striping	357,100	100,000	100,000	100,000	100,000	100,000	500,000		857,100
261501	Hudson Bridge Chalfain Canal	1,582						0		1,582
261602	MPO Panel Replacement	20,566						0		20,566
261603	Industrial Park Road Reconstruction	630,266						0		630,266
261702	Horseshoe Drive Improvements	1,756,275						0		1,756,275
261801	N. 16th Street Bridge Replacement	1,604,960						0		1,604,960
261802	Pitts St/Broadway to Applewhite	496,523						0		496,523
262001	England Drive Sidewalks	262,500						0		262,500
262002	Third Street/Rapides Ave Reconstructi	251,563						0		251,563
262003	Zoo Parking Lot Resurfacing	67,500						0		67,500
262004	Street Surface Assessment	25,000			25,000			25,000		50,000
Total Streets		18,710,127	390,000	690,000	715,000	640,000	690,000	3,125,000	6,500,000	28,335,127

- * Project Number to be Assigned
- @ New or Revised Projects
- Projects to be closed

SHEET A 2020-2021/2024-2025 CAPITAL IMPROVEMENTS PROGRAM

PROJECT TITLE: Street, Drainage, Sidewalk & Other Improvements	PROJECT CATEGORY: Streets
PROJECT NUMBER: 268823	COUNCIL DISTRICT # All
DIVISION: Public Works	DEPARTMENT: Engineering

PROJECT BUDGET

REVENUE BREAKDOWN

REVENUE SOURCES	PROPERTY TAX - 2018	SALES TAX BONDS 2008	PROPERTY TAX - 2008	SALES TAX	SALES TAX BONDS	TOTAL
PRIOR BDGTS	2,119,000	1,334,273	724,400	6,690,372	469,245	11,337,290
PRIOR EXP	1,236,047	1,334,273	688,654	5,604,483	469,245	9,332,702
BUDGET C/O	882,953	0	35,746	1,085,889	0	2,004,588
2020-2021				250,000		250,000
2021-2022				500,000		500,000
2022-2023				500,000		500,000
2023-2024				500,000		500,000
2024-2025				500,000		500,000
BEYOND 2025						
TOTAL COST				8,940,372	0	13,587,290

EXPENDITURE BREAKDOWN

EXPENDITURE BREAKDOWN	ENGINEERING	TESTING	LAND ACQUISITION	CONSTRUCTION	OTHER	TOTAL
PRIOR BDGTS	183,000	27,500		11,090,790	36,000	11,337,290
2020-2021				250,000		250,000
2021-2022				500,000		500,000
2022-2023				500,000		500,000
2023-2024				500,000		500,000
2024-2025				500,000		500,000
BEYOND 2025						
TOTAL COST	183,000	27,500	0	13,340,790	36,000	13,587,290

PROJECT SPECIFICATIONS

PROJECT DESCRIPTION: Repairs to street, drainage and sidewalk infrastructure which have failed and need to be repaired.	
PROJECT JUSTIFICATION: To alleviate deteriorated street conditions.	
PROJECT PRIORITY:	A
START DATE: On Going	EST TIME TO COMPLETE: As Needed
OPERATING BUDGET EFFECT:	
X	NONE N/A SEE DETAIL

SHEET A 2020-2021/2024-2025 CAPITAL IMPROVEMENTS PROGRAM

PROJECT TITLE: Sugarhouse Road Phase 1	PROJECT CATEGORY: Streets
PROJECT NUMBER: 269007	COUNCIL DISTRICT # 3
DIVISION: Public Works	DEPARTMENT: Engineering

PROJECT BUDGET

REVENUE BREAKDOWN

REVENUE SOURCES	SALES TAX	STATE FUNDS	PROPERTY TAX 2008	UTILITY FUNDS	SALES TAX BONDS 2008	TOTAL
PRIOR BDGTS	1,604,291	7,200,000	2,487,656	953,713	1,569,376	13,815,036
PRIOR EXP	1,512,739		1,487,656	714,202	1,569,376	5,283,973
BUDGET C/O	91,552	7,200,000	1,000,000	239,511	0	8,531,063
2020-2021						
2021-2022						
2022-2023						
2023-2024						
2024-2025						
BEYOND 2025	700,000	2,800,000				3,500,000
TOTAL COST	2,304,291	10,000,000	2,487,656	953,713	1,569,376	17,315,036

EXPENDITURE BREAKDOWN

EXPENDITURE BREAKDOWN	ENGINEERING	TESTING	LAND ACQUISITION	CONSTRUCTION	OTHER	TOTAL
PRIOR BDGTS	457,903	7,863	624,796	12,625,710	98,764	13,815,036
2020-2021						
2021-2022						
2022-2023						
2023-2024						
2024-2025						
BEYOND 2025				3,500,000		3,500,000
TOTAL COST	457,903	7,863	624,796	16,125,710	98,764	17,315,036

PROJECT SPECIFICATIONS

PROJECT DESCRIPTION: Construct two traffic lanes measuring 12' wide with 10' and 8' shoulders along with necessary street and drainage appurtenances from the relocation of New York Ave. (La. 1208-1) along Sugarhouse Road towards Bayou Hynson approximately 1100 linear feet past Lincoln Road.	
PROJECT JUSTIFICATION: Drainage improvements are needed to accommodate the required drainage for the relocation of New York Ave. (La. 1208-1) since our existing drainage facilities will be unable to handle the increased design flow from La 1208-1 to Bayou Hynson. The Master Street Plan indicates a proposed street improvement connecting MacArthur Drive To La. Highway 1. By implementing the Master Street Plan we will not only construct a proposed street improvement but also construct drainage improvements which are shown on the Master Drainage Plan.	
PROJECT PRIORITY:	A
START DATE: 2022	EST TIME TO COMPLETE: 2 Years
OPERATING BUDGET EFFECT:	
X NONE	N/A
	SEE DETAIL

SHEET A 2020-2021/2024-2025 CAPITAL IMPROVEMENTS PROGRAM

PROJECT TITLE: Jackson Street at Horseshoe Drive	PROJECT CATEGORY: Streets
PROJECT NUMBER: 269801	COUNCIL DISTRICT # 4 & 5
DIVISION: Public Works	DEPARTMENT: Engineering

PROJECT BUDGET

REVENUE BREAKDOWN

REVENUE SOURCES	UTILITY FUNDS	SALES TAX	FEDERAL FUNDS	TOTAL
PRIOR BDGTS	90,000	727,000		817,000
PRIOR EXP		683,201		683,201
BUDGET C/O	90,000	43,799		133,799
2020-2021				
2021-2022				
2022-2023				
2023-2024				
2024-2025				
BEYOND 2025				
TOTAL COST	90,000	204,500		817,000

EXPENDITURE BREAKDOWN

EXPENDITURE BREAKDOWN	ENGINEERING	TESTING	LAND ACQUISITION	CONSTRUCTION	OTHER	TOTAL
PRIOR BDGTS	126,000	3,500	180,500	492,000	15,000	817,000
2020-2021						
2021-2022						
2022-2023						
2023-2024						
2024-2025						
BEYOND 2025						
TOTAL COST	126,000	3,500	180,500	492,000	15,000	817,000

PROJECT SPECIFICATIONS

PROJECT DESCRIPTION: Installation of 8" concrete pavement with curb, reinforce concrete pipe, catch basins, traffic control devices and all required street and drainage appurtenances at the intersection of Jackson Street and Horseshoe Drive.	
PROJECT JUSTIFICATION: Reconstruct the intersection of Jackson Street and Horseshoe Drive due to increase traffic flow. Horseshoe Drive to be widen from two lanes to three lanes, Twin Bridges Road from two lanes to three lanes, Jackson Street from four lanes to five lanes and Lodi Road from two lanes to four lanes.	
PROJECT PRIORITY:	A
START DATE: 2022	EST TIME TO COMPLETE: 2 Years
OPERATING BUDGET EFFECT:	
X NONE	N/A
	SEE DETAIL

SHEET A 2020-2021/2024-2025 CAPITAL IMPROVEMENTS PROGRAM

PROJECT TITLE: Aerial Photography	PROJECT CATEGORY: Streets
PROJECT NUMBER: 260507	COUNCIL DISTRICT # All
DIVISION: Public Works	DEPARTMENT: Engineering

PROJECT BUDGET

REVENUE BREAKDOWN

REVENUE SOURCES					SALES TAX	TOTAL
PRIOR BDGTS					350,000	350,000
PRIOR EXP					205,156	205,156
BUDGET C/O					144,844	144,844
2020-2021					15,000	15,000
2021-2022					15,000	15,000
2022-2023					15,000	15,000
2023-2024					15,000	15,000
2024-2025					15,000	15,000
BEYOND 2025						
TOTAL COST					425,000	425,000

EXPENDITURE BREAKDOWN

EXPENDITURE BREAKDOWN	ENGINEERING	TESTING	LAND ACQUISITION	CONSTRUCTION	OTHER	TOTAL
PRIOR BDGTS					350,000	350,000
2020-2021					15,000	15,000
2021-2022					15,000	15,000
2022-2023					15,000	15,000
2023-2024					15,000	15,000
2024-2025					15,000	15,000
BEYOND 2025						
TOTAL COST					425,000	425,000

PROJECT SPECIFICATIONS

PROJECT DESCRIPTION:	
Aerial photos of the City in computer files.	
PROJECT JUSTIFICATION:	
The City is involved with numerous Capital Projects. The use of current aerial photos, in computer files, assist the City in determining the scope of proposed projects and a visual map that provides the concept of the proposed improvements before the project is actually designed.	
PROJECT PRIORITY:	A
START DATE: On Going	EST TIME TO COMPLETE: On Going
OPERATING BUDGET EFFECT:	
X	NONE N/A SEE DETAIL

SHEET A 2020-2021/2024-2025 CAPITAL IMPROVEMENTS PROGRAM

PROJECT TITLE: North Mall - North Boulevard to Sterkx Road	PROJECT CATEGORY: Streets
PROJECT NUMBER: 260604	COUNCIL DISTRICT # 4
DIVISION: Public Works	DEPARTMENT: Engineering

PROJECT BUDGET

REVENUE BREAKDOWN

REVENUE SOURCES	PROPERTY TAX 2008	SALES TAX BONDS 2008	UTILITY FUNDS	SALES TAX	SALES TAX BONDS 2004	TOTAL
PRIOR BDGTS	137,760	12,240		657,132	2,868	810,000
PRIOR EXP		12,240		331,900	2,868	347,008
BUDGET C/O	137,760	0		325,232	0	462,992
2020-2021						
2021-2022						
2022-2023						
2023-2024						
2024-2025						
BEYOND 2025	3,000,000					3,000,000
TOTAL COST	3,137,760	12,240		657,132	2,868	3,810,000

EXPENDITURE BREAKDOWN

EXPENDITURE BREAKDOWN	ENGINEERING	TESTING	LAND ACQUISITION	CONSTRUCTION	OTHER	TOTAL
PRIOR BDGTS	385,000		425,000			810,000
2020-2021						
2021-2022						
2022-2023						
2023-2024						
2024-2025						
BEYOND 2025				3,000,000		3,000,000
TOTAL COST	385,000		425,000	3,000,000		3,810,000

PROJECT SPECIFICATIONS

PROJECT DESCRIPTION: Widen North Mall Drive from Sterkx Road to North Boulevard by adding additional travel lanes and improved radii.	
PROJECT JUSTIFICATION: The traffic from I-49 to the mall and area businesses has increased. North Mall from Lee Street to Sterkx Road is under construction to widen to improve the flow of traffic.	
PROJECT PRIORITY:	A
START DATE: N/A	EST TIME TO COMPLETE: 1 Year
OPERATING BUDGET EFFECT:	
X NONE	N/A SEE DETAIL

SHEET A 2020-2021/2024-2025 CAPITAL IMPROVEMENTS PROGRAM

PROJECT TITLE: Land Acquisitions	PROJECT CATEGORY: Streets
PROJECT NUMBER: 260608	COUNCIL DISTRICT # 5
DIVISION: Public Works	DEPARTMENT: Engineering

PROJECT BUDGET

REVENUE BREAKDOWN

REVENUE SOURCES					SALES TAX	TOTAL
PRIOR BDGTS					1,164,000	1,164,000
PRIOR EXP					969,441	969,441
BUDGET C/O					194,559	194,559
2020-2021						
2021-2022					50,000	50,000
2022-2023					50,000	50,000
2023-2024						
2024-2025					50,000	50,000
BEYOND 2025						
TOTAL COST					1,314,000	1,314,000

EXPENDITURE BREAKDOWN

EXPENDITURE BREAKDOWN	ENGINEERING	TESTING	LAND ACQUISITION	CONSTRUCTION	OTHER	TOTAL
PRIOR BDGTS			1,164,000			1,164,000
2020-2021						
2021-2022			50,000			50,000
2022-2023			50,000			50,000
2023-2024						
2024-2025			50,000			50,000
BEYOND 2025						
TOTAL COST			1,314,000			1,314,000

PROJECT SPECIFICATIONS

PROJECT DESCRIPTION:
Purchase right-of-way for various City projects.

PROJECT JUSTIFICATION:
With construction of new projects and improvements to existing infrastructure, these funds can be readily accessible to aid in speeding the design and construction of these improvements.

PROJECT PRIORITY: A

START DATE: Ongoing **EST TIME TO COMPLETE:** Ongoing

OPERATING BUDGET EFFECT:
 NONE N/A SEE DETAIL

SHEET A 2020-2021/2024-2025 CAPITAL IMPROVEMENTS PROGRAM

PROJECT TITLE: Traffic Signal Renovations	PROJECT CATEGORY: Streets
PROJECT NUMBER: 261002	COUNCIL DISTRICT # 5
DIVISION: Public Works	DEPARTMENT: Engineering

PROJECT BUDGET

REVENUE BREAKDOWN

REVENUE SOURCES					SALES TAX	TOTAL
PRIOR BDGTS					676,700	676,700
PRIOR EXP					426,622	426,622
BUDGET C/O					250,078	250,078
2020-2021					25,000	25,000
2021-2022					25,000	25,000
2022-2023					25,000	25,000
2023-2024					25,000	25,000
2024-2025					25,000	25,000
BEYOND 2025						
TOTAL COST					801,700	801,700

EXPENDITURE BREAKDOWN

EXPENDITURE BREAKDOWN	ENGINEERING	TESTING	LAND ACQUISITION	CONSTRUCTION	OTHER	TOTAL
PRIOR BDGTS					676,700	676,700
2020-2021					25,000	25,000
2021-2022					25,000	25,000
2022-2023					25,000	25,000
2023-2024					25,000	25,000
2024-2025					25,000	25,000
BEYOND 2025						
TOTAL COST					801,700	801,700

PROJECT SPECIFICATIONS

PROJECT DESCRIPTION:
Renovate traffic signals with controllers, LEDs, cameras, and other related traffic control devices.

PROJECT JUSTIFICATION:
Many of existing signal controllers are in need of updating. The LED retrofit will save on maintenance labor as well as energy use. The cameras replace troublesome ground loops as traffic detectors.

PROJECT PRIORITY: A

START DATE: Ongoing **EST TIME TO COMPLETE:** Ongoing

OPERATING BUDGET EFFECT:
 NONE N/A SEE DETAIL

SHEET A 2020-2021/2024-2025 CAPITAL IMPROVEMENTS PROGRAM

PROJECT TITLE: Masonic Drive Corridor Improvements Ph 2	PROJECT CATEGORY: Streets
PROJECT NUMBER: 261203	COUNCIL DISTRICT # 4
DIVISION: Public Works	DEPARTMENT: Engineering

PROJECT BUDGET

REVENUE BREAKDOWN

REVENUE SOURCES	STATE FUNDS	SALES TAX BONDS 2008	SALES TAX	TOTAL
PRIOR BDGTS	1,796,600	9,000	481,000	2,286,600
PRIOR EXP	488,115	9,000	275,116	772,231
BUDGET C/O	1,308,485	0	205,884	1,514,369
2020-2021				
2021-2022				
2022-2023				
2023-2024				
2024-2025				
BEYOND 2025				
TOTAL COST	1,796,600	9,000	205,884	2,286,600

EXPENDITURE BREAKDOWN

EXPENDITURE BREAKDOWN	ENGINEERING	TESTING	LAND ACQUISITION	CONSTRUCTION	OTHER	TOTAL
PRIOR BDGTS				2,286,600		2,286,600
2020-2021						
2021-2022						
2022-2023						
2023-2024						
2024-2025						
BEYOND 2025						
TOTAL COST				2,286,600	0	2,286,600

PROJECT SPECIFICATIONS

PROJECT DESCRIPTION: Sidewalk additions from Texas Avenue to the Service Road near the South Circle.	
PROJECT JUSTIFICATION: Improve safety for pedestrians along the Masonic Drive commercial corridor.	
PROJECT PRIORITY:	A
START DATE: 2020	EST TIME TO COMPLETE: 1 Year
OPERATING BUDGET EFFECT:	
X NONE	N/A
	SEE DETAIL

SHEET A 2020-2021/2024-2025 CAPITAL IMPROVEMENTS PROGRAM

PROJECT TITLE: Directional Signage & Striping	PROJECT CATEGORY: Streets
PROJECT NUMBER: 261302	COUNCIL DISTRICT # 3
DIVISION: Public Works	DEPARTMENT: Engineering

PROJECT BUDGET

REVENUE BREAKDOWN

REVENUE SOURCES				SALES TAX BONDS 2008	SALES TAX	TOTAL
PRIOR BDGTS				16,741	748,259	765,000
PRIOR EXP				16,741	391,159	407,900
BUDGET C/O				0	357,100	357,100
2020-2021					100,000	100,000
2021-2022					100,000	100,000
2022-2023					100,000	100,000
2023-2024					100,000	100,000
2024-2025					100,000	100,000
BEYOND 2025						
TOTAL COST				16,741	1,248,259	1,265,000

EXPENDITURE BREAKDOWN

EXPENDITURE BREAKDOWN	ENGINEERING	TESTING	LAND ACQUISITION	CONSTRUCTION	OTHER	TOTAL
PRIOR BDGTS					765,000	765,000
2020-2021					100,000	100,000
2021-2022					100,000	100,000
2022-2023					100,000	100,000
2023-2024					100,000	100,000
2024-2025					100,000	100,000
BEYOND 2025						
TOTAL COST					1,265,000	1,265,000

PROJECT SPECIFICATIONS

PROJECT DESCRIPTION: Improve signage and striping for vehicular traffic throughout the City.	
PROJECT JUSTIFICATION: Assist in directing citizens to points of interest such as cultural activities.	
PROJECT PRIORITY:	A
START DATE: Ongoing	EST TIME TO COMPLETE: Ongoing
OPERATING BUDGET EFFECT:	
X NONE	N/A SEE DETAIL

SHEET A 2020-2021/2024-2025 CAPITAL IMPROVEMENTS PROGRAM

PROJECT TITLE: Hudson Bridge Chatlain Canal	PROJECT CATEGORY: Streets
PROJECT NUMBER: 261501	COUNCIL DISTRICT # 3
DIVISION: Public Works	DEPARTMENT: Engineering

PROJECT BUDGET

REVENUE BREAKDOWN

REVENUE SOURCES				SALES TAX	PROPERTY TAX - 2008	TOTAL
PRIOR BDGTS				750,000	650,000	1,400,000
PRIOR EXP				750,000	648,418	1,398,418
BUDGET C/O				0	1,582	1,582
2020-2021						
2021-2022						
2022-2023						
2023-2024						
2024-2025						
BEYOND 2025						
TOTAL COST				750,000	650,000	1,400,000

EXPENDITURE BREAKDOWN

EXPENDITURE BREAKDOWN	ENGINEERING	TESTING	LAND ACQUISITION	CONSTRUCTION	OTHER	TOTAL
PRIOR BDGTS	200,000			1,200,000		1,400,000
2020-2021						
2021-2022						
2022-2023						
2023-2024						
2024-2025						
BEYOND 2025						
TOTAL COST	200,000			1,200,000		1,400,000

PROJECT SPECIFICATIONS

PROJECT DESCRIPTION:
Replace existing bridge on Hudson Road as it crosses the Chatlain Canal.

PROJECT JUSTIFICATION:
The bridge is in need of replacement due to deteriorated piling. Load limits have been reduced and further decay could result in the closure of the bridge.

PROJECT PRIORITY: A

START DATE: 2019 **EST TIME TO COMPLETE:** 2 Years

OPERATING BUDGET EFFECT:
 NONE N/A SEE DETAIL

SHEET A 2020-2021/2024-2025 CAPITAL IMPROVEMENTS PROGRAM

PROJECT TITLE: MPO Panel Replacement	PROJECT CATEGORY: Streets
PROJECT NUMBER: 261602	COUNCIL DISTRICT # N/A
DIVISION: Public Works	DEPARTMENT: Engineering

PROJECT BUDGET

REVENUE BREAKDOWN

REVENUE SOURCES				FEDERAL FUNDS	SALES TAX	TOTAL
PRIOR BDGTS				2,000,000	1,004,000	3,004,000
PRIOR EXP				1,980,382	1,003,052	2,983,434
BUDGET C/O				19,618	948	20,566
2020-2021						
2021-2022						
2022-2023						
2023-2024						
2024-2025						
BEYOND 2025						0
TOTAL COST				2,000,000	1,004,000	3,004,000

EXPENDITURE BREAKDOWN

EXPENDITURE BREAKDOWN	ENGINEERING	TESTING	LAND ACQUISITION	CONSTRUCTION	OTHER	TOTAL
PRIOR BDGTS	504,000			2,500,000		3,004,000
2020-2021						
2021-2022						
2022-2023						
2023-2024						
2024-2025						
BEYOND 2025						0
TOTAL COST	504,000			2,500,000		3,004,000

PROJECT SPECIFICATIONS

PROJECT DESCRIPTION: Repair and replacement of Portland Cement Concrete Pavement streets on Grove Lane, Mil Mar Boulevard, Lisa Street, and Windemere.	
PROJECT JUSTIFICATION: These streets are in need of extensive repair or reconstruction. Federal funding through the Metropolitan Planning Organization (MPO) will provide 80% of the construction costs.	
PROJECT PRIORITY:	A
START DATE: 2019	EST TIME TO COMPLETE: 2 Years
OPERATING BUDGET EFFECT:	
X NONE	N/A
	SEE DETAIL

SHEET A 2020-2021/2024-2025 CAPITAL IMPROVEMENTS PROGRAM

PROJECT TITLE: Industrial Park Road Reconstruction	PROJECT CATEGORY: Streets
PROJECT NUMBER: 261603	COUNCIL DISTRICT # 3
DIVISION: Public Works	DEPARTMENT: Engineering

PROJECT BUDGET

REVENUE BREAKDOWN

REVENUE SOURCES				FEDERAL FUNDS	SALES TAX	TOTAL
PRIOR BDGTS				480,000	250,000	730,000
PRIOR EXP					99,734	99,734
BUDGET C/O				480,000	150,266	630,266
2020-2021						
2021-2022						
2022-2023						
2023-2024						
2024-2025						
BEYOND 2025						
TOTAL COST				480,000	250,000	730,000

EXPENDITURE BREAKDOWN

EXPENDITURE BREAKDOWN	ENGINEERING	TESTING	LAND ACQUISITION	CONSTRUCTION	OTHER	TOTAL
PRIOR BDGTS	150,000			580,000		730,000
2020-2021						
2021-2022						
2022-2023						
2023-2024						
2024-2025						
BEYOND 2025						
TOTAL COST	150,000			580,000		730,000

PROJECT SPECIFICATIONS

PROJECT DESCRIPTION:
Patch existing base road failures and overlay existing surfacing with 4" Asphaltic Concrete pavement.

PROJECT JUSTIFICATION:
Existing road way is over 30 years old, reaching the end of useful life. Failures in the surfacing have resulted in base failures. With the growth of activity at the port, increased traffic loading is expected shortly.

PROJECT PRIORITY: A

START DATE: 2022 **EST TIME TO COMPLETE:** 2 Years

OPERATING BUDGET EFFECT:
 X NONE N/A SEE DETAIL

SHEET A 2020-2021/2024-2025 CAPITAL IMPROVEMENTS PROGRAM

PROJECT TITLE: Horseshoe Drive Improvements	PROJECT CATEGORY: Streets
PROJECT NUMBER: 261702	COUNCIL DISTRICT # 4
DIVISION: Public Works	DEPARTMENT: Engineering

PROJECT BUDGET

REVENUE BREAKDOWN

REVENUE SOURCES				STATE	SALES TAX	TOTAL
PRIOR BDGTS				1,190,000	800,000	1,990,000
PRIOR EXP				17,000	216,725	233,725
BUDGET C/O				1,190,000	583,275	1,756,275
2020-2021						
2021-2022						
2022-2023						
2023-2024						
2024-2025						
BEYOND 2025						
TOTAL COST				1,190,000	800,000	1,990,000

EXPENDITURE BREAKDOWN

EXPENDITURE BREAKDOWN	ENGINEERING	TESTING	LAND ACQUISITION	CONSTRUCTION	OTHER	TOTAL
PRIOR BDGTS				1,190,000	800,000	1,990,000
2020-2021						
2021-2022						
2022-2023						
2023-2024						
2024-2025						
BEYOND 2025						
TOTAL COST				1,190,000	800,000	1,990,000

PROJECT SPECIFICATIONS

<p>PROJECT DESCRIPTION: Cold plane, patch, and resurface existng roadway.</p>
<p>PROJECT JUSTIFICATION: This is a heavily traveled roadway that is starting to suffer from deteriorated surfacing and base failures.</p>
<p>PROJECT PRIORITY: A</p> <p>START DATE: 2021 EST TIME TO COMPLETE: 2 Years</p> <p>OPERATING BUDGET EFFECT:</p> <p align="center"> <input checked="" type="checkbox"/> NONE <input type="checkbox"/> N/A <input type="checkbox"/> SEE DETAIL </p>

SHEET A 2020-2021/2024-2025 CAPITAL IMPROVEMENTS PROGRAM

PROJECT TITLE: North 16th Street Bridge Replacement	PROJECT CATEGORY: Streets
PROJECT NUMBER: 261801	COUNCIL DISTRICT # 3
DIVISION: Public Works	DEPARTMENT: Engineering

PROJECT BUDGET

REVENUE BREAKDOWN

REVENUE SOURCES	STATE FUNDS	PROPERTY TAX - 2008	SALES TAX	TOTAL
PRIOR BDGTS	1,200,000	350,000	150,000	1,700,000
PRIOR EXP			95,040	95,040
BUDGET C/O	1,200,000	350,000	150,000	1,604,960
2020-2021				
2021-2022				
2022-2023				
2023-2024				
2024-2025				
BEYOND 2025				
TOTAL COST	1,200,000	350,000	150,000	1,700,000

EXPENDITURE BREAKDOWN

EXPENDITURE BREAKDOWN	ENGINEERING	TESTING	LAND ACQUISITION	CONSTRUCTION	OTHER	TOTAL
PRIOR BDGTS		350,000		1,350,000		1,700,000
2020-2021						
2021-2022						
2022-2023						
2023-2024						
2024-2025						
BEYOND 2025						
TOTAL COST		350,000		1,350,000		1,700,000

PROJECT SPECIFICATIONS

PROJECT DESCRIPTION: Replace existing timber pile/concrete deck bridge with concrete pile/cast-in-place concrete deck bridge.	
PROJECT JUSTIFICATION: Existing bridge is currently closed by Louisiana DOTD due to severely decayed timber piles. Closure has negative effects on public transit in the area.	
PROJECT PRIORITY:	A
START DATE: 2022	EST TIME TO COMPLETE: 1 Year
OPERATING BUDGET EFFECT:	
X NONE	N/A
SEE DETAIL	

SHEET A 2020-2021/2024-2025 CAPITAL IMPROVEMENTS PROGRAM

PROJECT TITLE: Pitts Reconstruction/Broadway to Applewhite	PROJECT CATEGORY: Streets
PROJECT NUMBER: 261802	COUNCIL DISTRICT # 3
DIVISION: Public Works	DEPARTMENT: Engineering

PROJECT BUDGET

REVENUE BREAKDOWN

REVENUE SOURCES					PROPERTY TAX - 2008	TOTAL
PRIOR BDGTS					645,000	645,000
PRIOR EXP					148,477	148,477
BUDGET C/O					496,523	496,523
2020-2021						
2021-2022						
2022-2023						
2023-2024						
2024-2025						
BEYOND 2025						
TOTAL COST					645,000	645,000

EXPENDITURE BREAKDOWN

EXPENDITURE BREAKDOWN	ENGINEERING	TESTING	LAND ACQUISITION	CONSTRUCTION	OTHER	TOTAL
PRIOR BDGTS	76,000	1,000		568,000		645,000
2020-2021						
2021-2022						
2022-2023						
2023-2024						
2024-2025						
BEYOND 2025						
TOTAL COST	76,000	1,000		568,000		645,000

PROJECT SPECIFICATIONS

PROJECT DESCRIPTION:
Reconstruct existing roadway.

PROJECT JUSTIFICATION:
Roadway is severely deteriorated due to poor subgrade material and heavy traffic loading from surrounding industrial zoned properties.

PROJECT PRIORITY: A

START DATE: 2022 **EST TIME TO COMPLETE:** 2 Years

OPERATING BUDGET EFFECT:
 NONE N/A SEE DETAIL

SHEET A 2020-2021/2024-2025 CAPITAL IMPROVEMENTS PROGRAM

PROJECT TITLE: England Drive Sidewalk Improvements	PROJECT CATEGORY: Streets
PROJECT NUMBER: 262001	COUNCIL DISTRICT #
DIVISION: Public Works	DEPARTMENT: Engineering

PROJECT BUDGET

REVENUE BREAKDOWN

REVENUE SOURCES					STATE FUNDS	TOTAL
PRIOR BDGTS					262,500	262,500
PRIOR EXP						
BUDGET C/0					262,500	262,500
2020-2021						
2021-2022						
2022-2023						
2023-2024						
2024-2025						
BEYOND 2025						
TOTAL COST					262,500	262,500

EXPENDITURE BREAKDOWN

EXPENDITURE BREAKDOWN	ENGINEERING	TESTING	LAND ACQUISITION	CONSTRUCTION	OTHER	TOTAL
PRIOR BDGTS				262,500		262,500
2020-2021						
2021-2022						
2022-2023						
2023-2024						
2024-2025						
BEYOND 2025						
TOTAL COST				262,500		262,500

PROJECT SPECIFICATIONS

PROJECT DESCRIPTION: Construction of sidewalks and related drainage.	
PROJECT JUSTIFICATION: Existing roadway does not have pedestrian facilities. Residents in this area rely heavily on walking as a means of transportation.	
PROJECT PRIORITY:	A
START DATE: 2021	EST TIME TO COMPLETE: 1 Year
OPERATING BUDGET EFFECT:	
X	NONE N/A SEE DETAIL

SHEET A 2020-2021/2024-2025 CAPITAL IMPROVEMENTS PROGRAM

PROJECT TITLE: Third Street/Rapides Avenue Reconstruction	PROJECT CATEGORY: Streets
PROJECT NUMBER: 262002	COUNCIL DISTRICT #
DIVISION: Public Works	DEPARTMENT: Engineering

**PROJECT BUDGET
REVENUE BREAKDOWN**

REVENUE SOURCES					PROPERTY TAX - 2008	TOTAL
PRIOR BDGTS					350,000	350,000
PRIOR EXP					98,437	98,437
BUDGET C/O					251,563	251,563
2020-2021						
2021-2022						
2022-2023						
2023-2024						
2024-2025						
BEYOND 2025						
TOTAL COST					350,000	350,000

EXPENDITURE BREAKDOWN

EXPENDITURE BREAKDOWN	ENGINEERING	TESTING	LAND ACQUISITION	CONSTRUCTION	OTHER	TOTAL
PRIOR BDGTS					350,000	350,000
2020-2021						
2021-2022						
2022-2023						
2023-2024						
2024-2025						
BEYOND 2025						
TOTAL COST					350,000	350,000

PROJECT SPECIFICATIONS

<p>PROJECT DESCRIPTION: Reconstruction of collector roadways including new surfacing and enhanced bicycle/pedestrian facilities.</p>
<p>PROJECT JUSTIFICATION: Existing roadway shows signs of oxidation and base failures, resulting in frequent temporary repairs.</p>
<p>PROJECT PRIORITY: A</p> <p>START DATE: 2022 EST TIME TO COMPLETE: 2 Years</p> <p>OPERATING BUDGET EFFECT: <input checked="" type="checkbox"/> NONE <input type="checkbox"/> N/A <input type="checkbox"/> SEE DETAIL</p>

SHEET A 2020-2021/2024-2025 CAPITAL IMPROVEMENTS PROGRAM

PROJECT TITLE: Zoo Parking Lot Resurfacing	PROJECT CATEGORY: Streets
PROJECT NUMBER: 262003	COUNCIL DISTRICT #
DIVISION: Public Works	DEPARTMENT: Engineering

PROJECT BUDGET

REVENUE BREAKDOWN

REVENUE SOURCES					PROPERTY TAX - 2008	TOTAL
PRIOR BDGTS					67,500	67,500
PRIOR EXP						
BUDGET C/O					67,500	67,500
2020-2021						
2021-2022						
2022-2023						
2023-2024						
2024-2025						
BEYOND 2025						
TOTAL COST					67,500	67,500

EXPENDITURE BREAKDOWN

EXPENDITURE BREAKDOWN	ENGINEERING	TESTING	LAND ACQUISITION	CONSTRUCTION	OTHER	TOTAL
PRIOR BDGTS					67,500	67,500
2020-2021						
2021-2022						
2022-2023						
2023-2024						
2024-2025						
BEYOND 2025						
TOTAL COST					67,500	67,500

PROJECT SPECIFICATIONS

PROJECT DESCRIPTION: Construction of public parking space for large crowd events.	
PROJECT JUSTIFICATION: Existing parking is becoming overwhelmed during major events.	
PROJECT PRIORITY:	A
START DATE: 2019	EST TIME TO COMPLETE: 2 Years
OPERATING BUDGET EFFECT:	
X NONE	N/A
	SEE DETAIL

SHEET A 2020-2021/2024-2025 CAPITAL IMPROVEMENTS PROGRAM

PROJECT TITLE: Street Surface Assessment	PROJECT CATEGORY: Streets
PROJECT NUMBER: 262004	COUNCIL DISTRICT #
DIVISION: Public Works	DEPARTMENT: Engineering

PROJECT BUDGET

REVENUE BREAKDOWN

REVENUE SOURCES					SALES TAX	TOTAL
PRIOR BDGTS					25,000	25,000
PRIOR EXP						
BUDGET C/O					25,000	25,000
2020-2021						
2021-2022						
2022-2023					25,000	25,000
2023-2024						
2024-2025						
BEYOND 2025						
TOTAL COST					25,000	25,000

EXPENDITURE BREAKDOWN

EXPENDITURE BREAKDOWN	ENGINEERING	TESTING	LAND ACQUISITION	CONSTRUCTION	OTHER	TOTAL
PRIOR BDGTS					25,000	25,000
2020-2021						
2021-2022						
2022-2023					25,000	25,000
2023-2024						
2024-2025						
BEYOND 2025						
TOTAL COST					25,000	25,000

PROJECT SPECIFICATIONS

PROJECT DESCRIPTION: Assessment program to provide a rideability factor to all City streets.	
PROJECT JUSTIFICATION: Provide an empirical rating system to set priorities on street projects.	
PROJECT PRIORITY:	A
START DATE: 2019	EST TIME TO COMPLETE: 2 Years
OPERATING BUDGET EFFECT:	
X NONE	N/A
	SEE DETAIL

F. PUBLIC SAFETY - POLICE

2020-2021/2024-2025 CAPITAL IMPROVEMENTS BUDGET

TABLE OF CONTENTS

PUBLIC SAFETY - POLICE

			PAGE
501401	Pistol Range Improvements	82
501502	Pistol Range Classroom	83
501701	Public Safety Security System	84
501702	Body/Vehicle Camera System	85

2020-2021

COMBINED CAPITAL PROJECTS
SOURCES OF FUNDING SUMMARY

PUBLIC SAFETY - POLICE

PROJECT IDENTIFICATION	SALES TAXES	AD VAL TAX- 14	AD VAL TAX- 18	FEDERAL FUNDS	STATE FUNDS	UTILITY FUND	OTHER	TOTALS
Total Police	0	0	0	0	0	0	0	0

2020-2021

**GENERAL CAPITAL PROJECTS
FIVE YEAR CAPITAL PLAN**

POLICE

PROJ #	PROJECT IDENTIFICATION	BUDGET C/O	FISCAL YEAR					TOTAL 5 YEAR	BEYOND 2025	TOTAL COST
			20-21	21-22	22-23	23-24	24-25			
501401	Pistol Range Improvements	104,713						0		104,713
501502	Pistol Range Classroom	2,031						0		2,031
501701	Public Safety Security System	24,068						0		24,068
501702	Body/Vehicle Camera System	10,583						0		10,583
Total Police		141,395	0	0	0	0	0	0	0	141,395

- * Project Number to be Assigned
- @ New or Revised Projects
- Projects to be closed

SHEET A 2020-2021/2024-2025 CAPITAL IMPROVEMENTS PROGRAM

PROJECT TITLE: Pistol Range Improvements	PROJECT CATEGORY: Public Safety
PROJECT NUMBER: 501401	COUNCIL DISTRICT # N/A
DIVISION: Police	DEPARTMENT: Police

PROJECT BUDGET

REVENUE BREAKDOWN

REVENUE SOURCES					SALES TAX	TOTAL
PRIOR BDGTS					140,000	140,000
PRIOR EXP					35,287	35,287
BUDGET C/O					104,713	104,713
2020-2021						
2021-2022						
2022-2023						
2023-2024						
2024-2025						
BEYOND 2025						
TOTAL COST					140,000	140,000

EXPENDITURE BREAKDOWN

EXPENDITURE BREAKDOWN	ENGINEERING	TESTING	LAND ACQUISITION	CONSTRUCTION	OTHER	TOTAL
PRIOR BDGTS					140,000	140,000
2020-2021						
2021-2022						
2022-2023						
2023-2024						
2024-2025						
BEYOND 2025						
TOTAL COST					140,000	140,000

PROJECT SPECIFICATIONS

PROJECT DESCRIPTION: Replacement and improvement of overhead baffle system. This baffle is engineered to prevent any live rounds from exiting the range compound. It consists of a series of laminated steel overhead baffles - supported by upright poles. This system is used by the Dallas Police Department to prevent the accidental escape of live fired rounds.		
PROJECT JUSTIFICATION: There are people and property in the line of fire down range. This safety system is needed to prevent loss of life, injury, and property damage.		
START DATE: 2020	PROJECT PRIORITY:	EST TIME TO COMPLETE: 2 Years
OPERATING BUDGET EFFECT: NONE	N/A	SEE DETAIL

SHEET A 2020-2021/2024-2025 CAPITAL IMPROVEMENTS PROGRAM

PROJECT TITLE: Pistol Range Classroom	PROJECT CATEGORY: Public Safety
PROJECT NUMBER: 501502	COUNCIL DISTRICT # N/A
DIVISION: Police	DEPARTMENT: Police

PROJECT BUDGET

REVENUE BREAKDOWN

REVENUE SOURCES				SALES TAX	AD VALOREM TAX 2008	TOTAL
PRIOR BDGTS				115,000	100,000	215,000
PRIOR EXP				112,969	100,000	212,969
BUDGET C/O				2,031	0	2,031
2020-2021						
2021-2022						
2022-2023						
2023-2024						
2024-2025						
BEYOND 2025						
TOTAL COST				115,000	100,000	215,000

EXPENDITURE BREAKDOWN

EXPENDITURE BREAKDOWN	ENGINEERING	TESTING	LAND ACQUISITION	CONSTRUCTION	OTHER	TOTAL
PRIOR BDGTS					215,000	215,000
2020-2021						
2021-2022						
2022-2023						
2023-2024						
2024-2025						
BEYOND 2025						
TOTAL COST					215,000	215,000

PROJECT SPECIFICATIONS

PROJECT DESCRIPTION: Classroom building with Similatator Room, Driving Simulator Room, and Office for Academy Staff.	
PROJECT JUSTIFICATION: Existing building is old and deteriorated, and additional space is needed for a classroom.	
START DATE: 2019	PROJECT PRIORITY:
OPERATING BUDGET EFFECT: NONE	EST TIME TO COMPLETE: 2 Years
	N/A SEE DETAIL

SHEET A 2020-2021/2024-2025 CAPITAL IMPROVEMENTS PROGRAM

PROJECT TITLE: Public Safety Security System	PROJECT CATEGORY: Public Safety
PROJECT NUMBER: 501701	COUNCIL DISTRICT # N/A
DIVISION: Police	DEPARTMENT: Police

PROJECT BUDGET

REVENUE BREAKDOWN

REVENUE SOURCES					SALES TAX	TOTAL
PRIOR BDGTS					73,000	73,000
PRIOR EXP					48,932	48,932
BUDGET C/O					24,068	24,068
2020-2021						
2021-2022						
2022-2023						
2023-2024						
2024-2025						
BEYOND 2025						
TOTAL COST					73,000	73,000

EXPENDITURE BREAKDOWN

EXPENDITURE BREAKDOWN	ENGINEERING	TESTING	LAND ACQUISITION	CONSTRUCTION	OTHER	TOTAL
PRIOR BDGTS					73,000	73,000
2020-2021						
2021-2022						
2022-2023						
2023-2024						
2024-2025						
BEYOND 2025						
TOTAL COST					73,000	73,000

PROJECT SPECIFICATIONS

PROJECT DESCRIPTION: Replacement of the security system surrounding the Public Safety Complex.		
PROJECT JUSTIFICATION: Existing system is failing and is in need of replacement.		
START DATE: 2022	PROJECT PRIORITY:	EST TIME TO COMPLETE: 1 Year
OPERATING BUDGET EFFECT: NONE	N/A	SEE DETAIL

SHEET A 2020-2021/2024-2025 CAPITAL IMPROVEMENTS PROGRAM

PROJECT TITLE: Body/Vehicle Camera System	PROJECT CATEGORY: Public Safety
PROJECT NUMBER: 501702	COUNCIL DISTRICT # N/A
DIVISION: Police	DEPARTMENT: Police

PROJECT BUDGET

REVENUE BREAKDOWN

REVENUE SOURCES					SALES TAX	TOTAL
PRIOR BDGTS					800,000	800,000
PRIOR EXP					789,417	789,417
BUDGET C/O					10,583	10,583
2020-2021						
2021-2022						
2022-2023						
2023-2024						
2024-2025						
BEYOND 2025						
TOTAL COST					800,000	800,000

EXPENDITURE BREAKDOWN

EXPENDITURE BREAKDOWN	ENGINEERING	TESTING	LAND ACQUISITION	CONSTRUCTION	OTHER	TOTAL
PRIOR BDGTS					800,000	800,000
2020-2021						
2021-2022						
2022-2023						
2023-2024						
2024-2025						
BEYOND 2025						
TOTAL COST					800,000	800,000

PROJECT SPECIFICATIONS

PROJECT DESCRIPTION: Camera system featuring body camera on the police officer and camera in the vehicle that are synchronized.		
PROJECT JUSTIFICATION: Safety of the public and the police officers.		
START DATE: 2017	PROJECT PRIORITY:	EST TIME TO COMPLETE: 2 Years
OPERATING BUDGET EFFECT: NONE	N/A	SEE DETAIL

This Page Left Blank

G. PUBLIC SAFETY - FIRE

2020-2021/2024-2025 CAPITAL IMPROVEMENTS BUDGET

TABLE OF CONTENTS

PUBLIC SAFETY - FIRE

			PAGE
602001	Aerial Platform Truck	90

2020-2021

**COMBINED CAPITAL PROJECTS
SOURCES OF FUNDING SUMMARY**

PUBLIC SAFETY - FIRE

PROJECT IDENTIFICATION	SALES TAXES	AD VAL TAX- 14	AD VAL TAX- 18	FEDERAL FUNDS	STATE FUNDS	UTILITY FUND	OTHER	TOTALS
Total Fire	0	0	0	0	0	0	0	0

2020-2021

GENERAL CAPITAL PROJECTS
FIVE YEAR CAPITAL PLAN

FIRE

PROJ #	PROJECT IDENTIFICATION	BUDGET C/O	FISCAL YEAR					TOTAL 5 YEAR	BEYOND 2025	TOTAL COST
			20-21	21-22	22-23	23-24	24-25			
602001	Aerial Platform Truck	1,436,453						0		1,436,453
Total Fire		1,436,453	0	0	0	0	0	0	0	1,436,453

- * Project Number to be Assigned
- @ New or Revised Projects
- Projects to be closed

SHEET A 2020-2021/2024-2025 CAPITAL IMPROVEMENTS PROGRAM

PROJECT TITLE: Aerial Platform Truck	PROJECT CATEGORY: Public Safety
PROJECT NUMBER: 602001	COUNCIL DISTRICT # N/A
DIVISION: Fire	DEPARTMENT: Fire

PROJECT BUDGET

REVENUE BREAKDOWN

REVENUE SOURCES					SALES TAX	TOTAL
PRIOR BDGTS					1,436,453	1,436,453
PRIOR EXP						0
BUDGET C/0					1,436,453	1,436,453
2020-2021						
2021-2022						
2022-2023						
2023-2024						
2024-2025						
BEYOND 2025						
TOTAL COST					1,436,453	1,436,453

EXPENDITURE BREAKDOWN

EXPENDITURE BREAKDOWN	ENGINEERING	TESTING	LAND ACQUISITION	CONSTRUCTION	OTHER	TOTAL
PRIOR BDGTS					1,436,453	1,436,453
2020-2021						
2021-2022						
2022-2023						
2023-2024						
2024-2025						
BEYOND 2025						
TOTAL COST					1,436,453	1,436,453

PROJECT SPECIFICATIONS

PROJECT DESCRIPTION: Replace existing Aerial Truck #41.	
PROJECT JUSTIFICATION: Existing truck is a 2003 Pierce Dash and has become difficult to maintain.	
PROJECT PRIORITY: A	
START DATE: 2021	EST TIME TO COMPLETE: 1 Year
OPERATING BUDGET EFFECT:	
<input type="checkbox"/> NONE <input checked="" type="checkbox"/> X <input type="checkbox"/> N/A <input type="checkbox"/> SEE DETAIL	

H. PARKS & RECREATION

2020-2021/2024-2025 CAPITAL IMPROVEMENTS BUDGET

TABLE OF CONTENTS

PARKS AND RECREATION

			PAGE
440901	Recreational Park Improvements	94
441501	Johnny Downs Park Improvements	95
441801	Civil Rights Monument	96
441802	Links on the Bayou Improvements	97
441803	Bringhurst Park Renovation	98
441804	Tennis Court Additions	99
442001	Reconstruct Johnny Downs Park	100

2020-2021

COMBINED CAPITAL PROJECTS
SOURCES OF FUNDING SUMMARY

PARKS AND RECREATION

PROJECT IDENTIFICATION	SALES TAXES	AD VAL TAX- 14	AD VAL TAX- 18	FEDERAL FUNDS	STATE FUNDS	UTILITY FUND	OTHER	TOTALS
Reconstruct Johnny Downs Sport Complex	2,034,000	418,000	4,548,000					7,000,000
Total Parks and Recreation	2,034,000	418,000	4,548,000	0	0	0	0	7,000,000

CITY OF ALEXANDRIA

2020-2021

**GENERAL CAPITAL PROJECTS
FIVE YEAR CAPITAL PLAN**

PARKS AND RECREATION

PROJ #	PROJECT IDENTIFICATION	BUDGET C/O	FISCAL YEAR					TOTAL 5 YEAR	BEYOND 2025	TOTAL COST
			20-21	21-22	22-23	23-24	24-25			
440901	Recreational Park Improvements	1,114,633						0		1,114,633
441501	Johnny Downs Park Improvements	20,694						0		20,694
441801	Civil Rights Monument	498,200						0		498,200
441802	Links on the Bayou Improvements	712,597						0		712,597
441803	Bringhurst Park Renovation	94,800						0		94,800
441804	Tennis Court Additions	211,672						0		211,672
442001	Reconstruct Johnny Downs Complex	500,000	7,000,000					7,000,000		7,500,000
Total Park/Recreation		3,152,596	7,000,000	0	0	0	0	7,000,000	0	10,152,596

- * Project Number to be Assigned
- @ New or Revised Projects
- Projects to be closed

SHEET A 2020-2021/2024-2025 CAPITAL IMPROVEMENTS PROGRAM

PROJECT TITLE: Recreational Park Improvements	PROJECT CATEGORY: Parks
PROJECT NUMBER: 440901	COUNCIL DISTRICT # N/A
DIVISION: Public Works	DEPARTMENT: Parks & Recreation

PROJECT BUDGET

REVENUE BREAKDOWN

REVENUE SOURCES	AD VAL TAX 2018	SALES TAX BONDS 2008	LIMITED TAX BONDS 2008	AD VAL TAX 2008	SALES TAX	TOTAL
PRIOR BDGTS	100,000	1,620,345	516,438	3,768,600	1,836,695	7,842,078
PRIOR EXP		1,620,345	516,438	3,768,600	822,062	6,727,445
BUDGET C/O	100,000	0	0	0	1,014,633	1,114,633
2020-2021						
2021-2022						
2022-2023						
2023-2024						
2024-2025						
BEYOND 2025						
TOTAL COST		1,620,345	516,438	3,768,600	1,836,695	7,842,078

EXPENDITURE BREAKDOWN

EXPENDITURE BREAKDOWN	ENGINEERING	TESTING	LAND ACQUISITION	CONSTRUCTION	OTHER	TOTAL
PRIOR BDGTS					7,842,078	7,842,078
2020-2021						
2021-2022						
2022-2023						
2023-2024						
2024-2025						
BEYOND 2025						
TOTAL COST					7,842,078	7,842,078

PROJECT SPECIFICATIONS

PROJECT DESCRIPTION:
Improvement and expansion of several recreational facilities within the City, including Harmon Park Playground, City Park Playground, Cheatham Park Playground, Frank O Hunter Park. Development of a new park in Acadian Village and redevelopment of the abandoned Martin Park. Some planned improvements include restrooms, tables, benches, lighting, parking, and landscaping.

PROJECT JUSTIFICATION:
Comprehensive improvements of the recreational opportunities within the City.

PROJECT PRIORITY: A

START DATE: Ongoing **EST TIME TO COMPLETE:** Ongoing

OPERATING BUDGET EFFECT:
 NONE N/A SEE DETAIL

SHEET A 2020-2021/2024-2025 CAPITAL IMPROVEMENTS PROGRAM

PROJECT TITLE: Johnny Downs Park Improvements	PROJECT CATEGORY: Parks
PROJECT NUMBER: 441501	COUNCIL DISTRICT # N/A
DIVISION: Public Works	DEPARTMENT: Parks & Recreation

PROJECT BUDGET

REVENUE BREAKDOWN

REVENUE SOURCES				PROPERTY TAX 2008	PROPERTY TAX 2014	TOTAL
PRIOR BDGTS				400,000	330,000	730,000
PRIOR EXP				379,703	329,603	709,306
BUDGET C/O				20,297	397	20,694
2020-2021						
2021-2022						
2022-2023						
2023-2024						
2024-2025						
BEYOND 2025						
TOTAL COST				400,000	330,000	730,000

EXPENDITURE BREAKDOWN

EXPENDITURE BREAKDOWN	ENGINEERING	TESTING	LAND ACQUISITION	CONSTRUCTION	OTHER	TOTAL
PRIOR BDGTS					730,000	730,000
2020-2021						
2021-2022						
2022-2023						
2023-2024						
2024-2025						
BEYOND 2025						
TOTAL COST					730,000	730,000

PROJECT SPECIFICATIONS

PROJECT DESCRIPTION:

Improvements and updating of the Johnny Downs Sports Complex such as fencing additional practice fields and construction of a building to provide an indoor meeting place for coaches.

PROJECT JUSTIFICATION:

Facility is heavily used, requiring expansion and improvement.

PROJECT PRIORITY:

A

START DATE: Ongoing

EST TIME TO COMPLETE: Ongoing

OPERATING BUDGET EFFECT:

X

NONE

N/A

SEE DETAIL

SHEET A 2020-2021/2024-2025 CAPITAL IMPROVEMENTS PROGRAM

PROJECT TITLE: Civil Rights Monument	PROJECT CATEGORY: Parks
PROJECT NUMBER: 441801	COUNCIL DISTRICT # N/A
DIVISION: Public Works	DEPARTMENT: Parks & Recreation

PROJECT BUDGET

REVENUE BREAKDOWN

REVENUE SOURCES			PROPERTY TAX 2018	PROPERTY TAX 2008		TOTAL
PRIOR BDGTS			250,000	250,000		500,000
PRIOR EXP				1,800		1,800
BUDGET C/O			250,000	248,200		498,200
2020-2021						
2021-2022						
2022-2023						
2023-2024						
2024-2025						
BEYOND 2025						
TOTAL COST			250,000	250,000		500,000

EXPENDITURE BREAKDOWN

EXPENDITURE BREAKDOWN	ENGINEERING	TESTING	LAND ACQUISITION	CONSTRUCTION	OTHER	TOTAL
PRIOR BDGTS					500,000	500,000
2020-2021						
2021-2022						
2022-2023						
2023-2024						
2024-2025						
BEYOND 2025						
TOTAL COST					500,000	500,000

PROJECT SPECIFICATIONS

PROJECT DESCRIPTION:	
PROJECT JUSTIFICATION:	
PROJECT PRIORITY:	A
START DATE: N/A	EST TIME TO COMPLETE: N/A
OPERATING BUDGET EFFECT:	
X NONE	N/A SEE DETAIL

SHEET A 2020-2021/2024-2025 CAPITAL IMPROVEMENTS PROGRAM

PROJECT TITLE: Links on the Bayou Improvements	PROJECT CATEGORY: Parks
PROJECT NUMBER: 441802	COUNCIL DISTRICT # N/A
DIVISION: Public Works	DEPARTMENT: Parks & Recreation

PROJECT BUDGET

REVENUE BREAKDOWN

REVENUE SOURCES				PROPERTY TAX 2018	PROPERTY TAX 2014	TOTAL
PRIOR BDGTS				682,000	318,000	1,000,000
PRIOR EXP				90,939	196,464	287,403
BUDGET C/O				591,061	121,536	712,597
2020-2021						
2021-2022						
2022-2023						
2023-2024						
2024-2025						
BEYOND 2025						
TOTAL COST				682,000	318,000	1,000,000

EXPENDITURE BREAKDOWN

EXPENDITURE BREAKDOWN	ENGINEERING	TESTING	LAND ACQUISITION	CONSTRUCTION	OTHER	TOTAL
PRIOR BDGTS					1,000,000	1,000,000
2020-2021						
2021-2022						
2022-2023						
2023-2024						
2024-2025						
BEYOND 2025						
TOTAL COST					1,000,000	1,000,000

PROJECT SPECIFICATIONS

PROJECT DESCRIPTION: Renovations and Improvements to the Links on the Bayou Golf Course.	
PROJECT JUSTIFICATION:	
PROJECT PRIORITY: A	
START DATE: N/A	EST TIME TO COMPLETE: Ongoing
OPERATING BUDGET EFFECT:	
X NONE	N/A SEE DETAIL

SHEET A 2020-2021/2024-2025 CAPITAL IMPROVEMENTS PROGRAM

PROJECT TITLE: Bringhurst Park Renovation	PROJECT CATEGORY: Parks
PROJECT NUMBER: 441803	COUNCIL DISTRICT # N/A
DIVISION: Public Works	DEPARTMENT: Parks & Recreation

PROJECT BUDGET

REVENUE BREAKDOWN

REVENUE SOURCES				SALES TAX	PROPERTY TAX 2014	TOTAL
PRIOR BDGTS				56,393	43,607	100,000
PRIOR EXP					5,200	5,200
BUDGET C/O				56,393	38,407	94,800
2020-2021						
2021-2022						
2022-2023						
2023-2024						
2024-2025						
BEYOND 2025						
TOTAL COST				56,393	43,607	100,000

EXPENDITURE BREAKDOWN

EXPENDITURE BREAKDOWN	ENGINEERING	TESTING	LAND ACQUISITION	CONSTRUCTION	OTHER	TOTAL
PRIOR BDGTS					100,000	100,000
2020-2021						
2021-2022						
2022-2023						
2023-2024						
2024-2025						
BEYOND 2025						
TOTAL COST					100,000	100,000

PROJECT SPECIFICATIONS

PROJECT DESCRIPTION:	
PROJECT JUSTIFICATION:	
PROJECT PRIORITY:	A
START DATE: 2019	EST TIME TO COMPLETE: 2 Years
OPERATING BUDGET EFFECT:	
X NONE	N/A SEE DETAIL

SHEET A 2020-2021/2024-2025 CAPITAL IMPROVEMENTS PROGRAM

PROJECT TITLE: Tennis Court Additions	PROJECT CATEGORY: Parks
PROJECT NUMBER: 441804	COUNCIL DISTRICT # N/A
DIVISION: Public Works	DEPARTMENT: Parks & Recreation

PROJECT BUDGET

REVENUE BREAKDOWN

REVENUE SOURCES					SALES TAX	TOTAL
PRIOR BDGTS					250,000	250,000
PRIOR EXP					38,328	38,328
BUDGET C/O					211,672	211,672
2020-2021						
2021-2022						
2022-2023						
2023-2024						
2024-2025						
BEYOND 2025						
TOTAL COST					250,000	250,000

EXPENDITURE BREAKDOWN

EXPENDITURE BREAKDOWN	ENGINEERING	TESTING	LAND ACQUISITION	CONSTRUCTION	OTHER	TOTAL
PRIOR BDGTS					250,000	250,000
2020-2021						
2021-2022						
2022-2023						
2023-2024						
2024-2025						
BEYOND 2025						
TOTAL COST					250,000	250,000

PROJECT SPECIFICATIONS

PROJECT DESCRIPTION:	
PROJECT JUSTIFICATION:	
PROJECT PRIORITY:	A
START DATE: 2019	EST TIME TO COMPLETE: 2 Years
OPERATING BUDGET EFFECT:	
X	NONE
N/A	SEE DETAIL

SHEET A 2020-2021/2024-2025 CAPITAL IMPROVEMENTS PROGRAM

PROJECT TITLE: Reconstruct Johnny Downs Park	PROJECT CATEGORY: Parks
PROJECT NUMBER: 442001	COUNCIL DISTRICT # N/A
DIVISION: Public Works	DEPARTMENT: Parks & Recreation

PROJECT BUDGET

REVENUE BREAKDOWN

REVENUE SOURCES			PROPERTY TAX 2018	PROPERTY TAX 2014	SALES TAX	TOTAL
PRIOR BDGTS					500,000	500,000
PRIOR EXP						0
BUDGET C/O					500,000	500,000
2020-2021			4,548,000	418,000	2,034,000	7,000,000
2021-2022						
2022-2023						
2023-2024						
2024-2025						
BEYOND 2025						
TOTAL COST			4,548,000	418,000	2,534,000	7,500,000

EXPENDITURE BREAKDOWN

EXPENDITURE BREAKDOWN	ENGINEERING	TESTING	LAND ACQUISITION	CONSTRUCTION	OTHER	TOTAL
PRIOR BDGTS					500,000	500,000
2020-2021					7,000,000	7,000,000
2021-2022						
2022-2023						
2023-2024						
2024-2025						
BEYOND 2025						0
TOTAL COST					7,500,000	7,500,000

PROJECT SPECIFICATIONS

PROJECT DESCRIPTION:

The renovation and reconstruction of the damaged infrastructure at the Johnny Downs Sports Complex

PROJECT JUSTIFICATION:

Western Alexandria was hit by a tornado on December 16, 2019, causing great damage to the Johnny Downs facility. Press boxes, fencing, light fixtures, and other assets were either completely destroyed or severely damaged. This project will bring this heavily used facility back to the purpose for which it was intended by the voters of Alexandria in the 1998 Property Tax Election Call.

PROJECT PRIORITY:

A

START DATE: 2019

EST TIME TO COMPLETE: 2 Years

OPERATING BUDGET EFFECT:

X

NONE

N/A

SEE DETAIL

I. ZOOLOGICAL PARK

2020-2021/2024-2025 CAPITAL IMPROVEMENTS BUDGET

TABLE OF CONTENTS

ZOOLOGICAL PARK

			PAGE
431401	AV System	104
431501	Zoo Improvements	105
431801	Tiger Building Replacement	106
431803	Zoo Master Plan/Feasibility Study	107

2020-2021

**COMBINED CAPITAL PROJECTS
SOURCES OF FUNDING SUMMARY**

ZOOLOGICAL PARK

PROJECT IDENTIFICATION	SALES TAXES	AD VAL TAX- 14	AD VAL TAX- 18	FEDERAL FUNDS	STATE FUNDS	UTILITY FUND	OTHER	TOTALS
Total Zoo	0	0	0	0	0	0	0	0
Total General Capital	3,649,000	418,000	4,548,000	0	0	100,000	0	8,715,000

2020-2021

**GENERAL CAPITAL PROJECTS
FIVE YEAR CAPITAL PLAN**

ZOOLOGICAL PARK

PROJ #	PROJECT IDENTIFICATION	BUDGET C/O	FISCAL YEAR					TOTAL 5 YEAR	BEYOND 2025	TOTAL COST
			20-21	21-22	22-23	23-24	24-25			
431401	AV System	7,827						0		7,827
431501	Zoo Improvements	550,279						0		550,279
431801	Tiger Building Replacement	650,000						0		650,000
431803	Zoo Master Plan/Feasibility Study	154,998						0		154,998
Total Zoological Park		1,363,104	0	0	0	0	0	0	0	1,363,104
Total General Capital Projects		44,010,180	8,715,000	3,360,000	1,220,000	1,145,000	1,195,000	15,635,000	10,500,000	70,145,180

- * Project Number to be Assigned
- @ New or Revised Projects
- Projects to be closed

SHEET A 2020-2021/2024-2025 CAPITAL IMPROVEMENTS PROGRAM

PROJECT TITLE: AV System	PROJECT CATEGORY: Zoological Park
PROJECT NUMBER: 431401	COUNCIL DISTRICT # 4
DIVISION: Public Works	DEPARTMENT: Zoo

PROJECT BUDGET

REVENUE BREAKDOWN

REVENUE SOURCES					SALES TAX	TOTAL
PRIOR BDGTS					150,000	150,000
PRIOR EXP					142,173	142,173
BUDGET C/O					7,827	7,827
2020-2021						
2021-2022						
2022-2023						
2023-2024						
2024-2025						
BEYOND 2025						
TOTAL COST					150,000	150,000

EXPENDITURE BREAKDOWN

EXPENDITURE BREAKDOWN	ENGINEERING	TESTING	LAND ACQUISITION	CONSTRUCTION	OTHER	TOTAL
PRIOR BDGTS					150,000	150,000
2020-2021						
2021-2022						
2022-2023						
2023-2024						
2024-2025						
BEYOND 2025						
TOTAL COST					150,000	150,000

PROJECT SPECIFICATIONS

PROJECT DESCRIPTION: Will add extensive CCTV and Zoned Audio public address and automated messaging systems. This includes an IP camera system and NVR servers. The audio section includes IP distribution and SIP interface from zoned messaging, paging and kiosk interfaces for centralized management.			
PROJECT JUSTIFICATION: The CCTV system is primarily a risk management tool to limit liability for slip and falls and other incidents. It is also a security tool for point of sales operations and other vandalism and theft. This system will replace and expand upon the system destroyed by Hurricane Gustav. This opening in exposure has raised theft and vandalism considerably. The ability to communicate with the public is critical for reasons such as approaching weather, security incidents, lockdown instructions, and lost children. The zoned system will provide the capability for localized announcements. A SIP interface to phone systems will tie in with City emergency communications.			
PROJECT PRIORITY:			
START DATE: 2019	EST TIME TO COMPLETE:		2 Years
OPERATING BUDGET EFFECT:			
NONE	N/A	X	SEE DETAIL

SHEET A 2020-2021/2024-2025 CAPITAL IMPROVEMENTS PROGRAM

PROJECT TITLE: Zoo Improvements	PROJECT CATEGORY: Zoological Park
PROJECT NUMBER: 431501	COUNCIL DISTRICT # 4
DIVISION: Public Works	DEPARTMENT: Zoo

PROJECT BUDGET

REVENUE BREAKDOWN

REVENUE SOURCES	PROPERTY TAX 2014	GAEDA	SALES TAX	TOTAL
PRIOR BDGTS	937,500	25,000	1,379,612	2,342,112
PRIOR EXP	410,279	25,000	1,356,554	1,791,833
BUDGET C/O	527,221	0	23,058	550,279
2020-2021				
2021-2022				
2022-2023				
2023-2024				
2024-2025				
BEYOND 2025				
TOTAL COST	937,500	25,000	1,379,612	2,342,112

EXPENDITURE BREAKDOWN

EXPENDITURE BREAKDOWN	ENGINEERING	TESTING	LAND ACQUISITION	CONSTRUCTION	OTHER	TOTAL
PRIOR BDGTS					2,342,112	2,342,112
2020-2021						
2021-2022						
2022-2023						
2023-2024						
2024-2025						
BEYOND 2025						
TOTAL COST					2,342,112	2,342,112

PROJECT SPECIFICATIONS

PROJECT DESCRIPTION:

This will include electrical infrastructure improvements, exhibit improvements to meet code and health standards, water conservation measures to reduce water consumption, deployment of electrical generators at selected locations, and other items as needed.

PROJECT JUSTIFICATION:

The Zoo needs substantial infrastructure improvements to take advantage of new technology and to counter the inevitable effects of time and usage in order to remain the treasured asset that it is to the City and the surrounding community that enjoys it use.

START DATE: Ongoing	PROJECT PRIORITY:	EST TIME TO COMPLETE:	N/A
OPERATING BUDGET EFFECT:	NONE	N/A	X SEE DETAIL

SHEET A 2020-2021/2024-2025 CAPITAL IMPROVEMENTS PROGRAM

PROJECT TITLE: Tiger Building Replacement	PROJECT CATEGORY: Zoological Park
PROJECT NUMBER: 431801	COUNCIL DISTRICT #: 4
DIVISION: Public Works	DEPARTMENT: Zoo

PROJECT BUDGET

REVENUE BREAKDOWN

REVENUE SOURCES					PROPERTY TAX 2014	
PRIOR BDGTS					650,000	650,000
PRIOR EXP						
BUDGET C/O					650,000	650,000
2020-2021						
2021-2022						
2022-2023						
2023-2024						
2024-2025						
BEYOND 2025						
TOTAL COST					650,000	650,000

EXPENDITURE BREAKDOWN

EXPENDITURE BREAKDOWN	ENGINEERING	TESTING	LAND ACQUISITION	CONSTRUCTION	OTHER	TOTAL
PRIOR BDGTS				650,000		650,000
2020-2021						
2021-2022						
2022-2023						
2023-2024						
2024-2025						
BEYOND 2025						
TOTAL COST				650,000		650,000

PROJECT SPECIFICATIONS

PROJECT DESCRIPTION:

Replace existing building that houses 4 animals. New building will be constructed of concrete block with artificial rock façade on the exterior. It will include 4 dens for the cats, as well as a zookeeper work area and a large closet.

PROJECT JUSTIFICATION:

Existing building is 25 years old and has issues with rust, plumbing, and electrical systems.

START DATE: 2020	PROJECT PRIORITY:	EST TIME TO COMPLETE: 1 Year
OPERATING BUDGET EFFECT:	NONE	N/A
		X
		SEE DETAIL

SHEET A 2020-2021/2024-2025 CAPITAL IMPROVEMENTS PROGRAM

PROJECT TITLE: Zoo Master Plan & Feasibility Study	PROJECT CATEGORY: Zoological Park
PROJECT NUMBER: 431803	COUNCIL DISTRICT # 4
DIVISION: Public Works	DEPARTMENT: Zoo

PROJECT BUDGET

REVENUE BREAKDOWN

REVENUE SOURCES					PROPERTY TAX 2014	
PRIOR BDGTS					200,000	200,000
PRIOR EXP					45,002	45,002
BUDGET C/O					154,998	154,998
2020-2021						
2021-2022						
2022-2023						
2023-2024						
2024-2025						
BEYOND 2025						
TOTAL COST					200,000	200,000

EXPENDITURE BREAKDOWN

EXPENDITURE BREAKDOWN	ENGINEERING	TESTING	LAND ACQUISITION	CONSTRUCTION	OTHER	TOTAL
PRIOR BDGTS					200,000	200,000
2020-2021						
2021-2022						
2022-2023						
2023-2024						
2024-2025						
BEYOND 2025						
TOTAL COST					200,000	200,000

PROJECT SPECIFICATIONS

PROJECT DESCRIPTION:
 15 year Master Plan and Strategic Plan for the Alexandria Zoo, coordinating and addressing all aspects of expected growth and sustainability during the designated timeframe. The Plan should include benchmarks and measurable outcomes to guide the Zoo in attaining its goals and sustaining success. The 4 major sub-components include: (1) Strategic Initiatives that improve visitor experience and insure long term financial ability, (2) Business Plan providing a projection of business goals and feasibilities, anticipated operational and capital expenditures and anticipated revenue requirements. (3) Capital Facilities Concept Plan (working in conjunction with the Business Plan); (4) Current Facilities and Infrastructure Inventory and Maintenance Sustainability Plan, similar to building information models (BIM). This will provide a plan for sustained maintenance.

PROJECT JUSTIFICATION:
 This will guide and provide the technical framework for either sustaining the current level of service or a financially feasible path toward growth.

START DATE: N/A	PROJECT PRIORITY:	EST TIME TO COMPLETE:	N/A
OPERATING BUDGET EFFECT:	NONE	N/A	X SEE DETAIL

This Page Left Blank

TABLE OF CONTENTS

COMMUNITY DEVELOPMENT

2020-2021

**COMBINED CAPITAL PROJECTS
SOURCES OF FUNDING SUMMARY**

COMMUNITY DEVELOPMENT

PROJECT IDENTIFICATION	SALES TAXES	AD VAL TAX- 14	AD VAL TAX- 18	FEDERAL FUNDS	STATE FUNDS	UTILITY FUND	OTHER	TOTALS
	0	0	0	0	0	0	0	0
Total CDBG Capital	0	0	0	0	0	0	0	0

This Page Left Blank

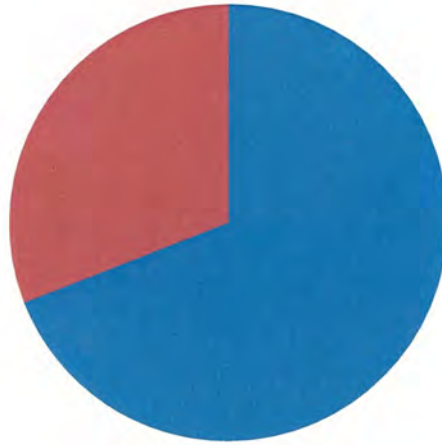
K. ENTERPRISE CAPITAL PROJECTS

ENTERPRISE CAPITAL PROJECTS

REVENUES & EXPENSES

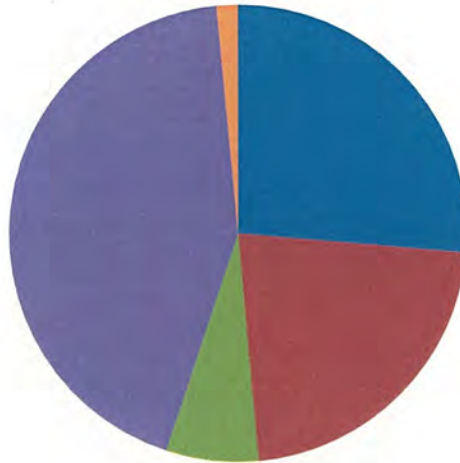
FISCAL YEAR 2020-2021

Revenues



■ Utility Funds ■ Closed Projects ■ Intergovernmental ■ Sales Tax

Expenses



■ Electric ■ Water ■ Gas ■ Wastewater ■ Unappropriated ■ Other ■ Bus

**COMBINED ENTERPRISE CAPITAL PROJECTS
SOURCES OF FUNDING SUMMARY**

PROJECT IDENTIFICATION	SALES TAXES	AD VAL TAX- 14	AD VAL TAX- 18	FEDERAL FUNDS	STATE FUNDS	UTILITY FUND	OTHER	TOTALS
SUMMARY								
SOURCES OF FUNDING								
Current Year Transfers	0					3,731,000		3,731,000
(Less Debt Service)								0
Interest Income						0		0
Transfers From Prior Projects								0
Interfund Transfer Utility Fund								0
Interfund Transfer General Fund								0
Intergovernmental				0	0			0
Private Contributions								0
Debt Proceeds						0		0
Other							0	0
Fund Balance	0	0	0	0	0	0	0	0
TOTAL	0	0	0	0	0	3,731,000	0	3,731,000
EXPENDITURES								
Enterprise CIP - Utility Fund	0	0	0	0	0	3,731,000	0	3,731,000
Enterprise CIP - Transit System	0	0	0	0	0	0	0	0
Enterprise CIP - Sanitation Fund	0	0	0	0	0	0	0	0
TOTAL	0	0	0	0	0	3,731,000	0	3,731,000
UNAPPRPTD BALANCE	0	0	0	0	0	0	0	0

2020-2021/2024-2025 CAPITAL IMPROVEMENTS BUDGET

TABLE OF CONTENTS

ELECTRIC

	PAGE
729202 Circuit Reconductoring	118
720003 Replace Distribution Breakers	119
720601 138 KV Pole Change Out	120
720801 Electric Utility Relocation	121
720804 Substation Maintenance	122
720805 Distribution Feeder Maintenance	123
720903 138 KV Pilot Wire Replacement	124
721302 138 KV Transmission Upgrade	125
721401 DG Hunter Units #5-11	126
721502 Bayou Cove #1 Comb Inspection	127
721503 Bayou Cove #1 Capital Imp	128
721701 Willow Glen Transformer Rep	129
721702 Rep Twin Bridges Autotransformer	130
721704 MacArthur Drive Lighting Replacement	131
721801 Demolition DG Hunter 1-4	132
721802 Prescott 2400V Conversion	133
721901 Downtown-Willow Glen 138 KV Rebuild	134
721902 DG Hunter #5-11 Major Maintenance	135
721903 DG Hunter #5-11 Stack Testing	136
722101 Upgrade 138KV Stations to 2000A	137
* Power Plant GSU Switch Upgrade	138
* Paint Substation Transformers/Switchgear	139
* Replace Bayou Rapides Switchgr #1	140
* Replace Prescott Switchgear #1	141
* Replace Prescott Transformer #2	142
* Willow Glen Breaker & Switch Rep	143
* Twin Bridges Breaker & Switch Rep	144

2020-2021

**COMBINED CAPITAL PROJECTS
SOURCES OF FUNDING SUMMARY**

ELECTRIC

PROJECT IDENTIFICATION	SALES TAXES	AD VAL TAX- 14	AD VAL TAX- 18	FEDERAL FUNDS	STATE FUNDS	UTILITY FUND	OTHER	TOTALS
Distribution Feeder Maintenance						200,000		200,000
138KV Transmission Upgrade						(285,000)		(285,000)
Willow Glen Transformer Upgrade						(165,000)		(165,000)
Twin Bridges Autotransformer						(1,100,000)		(1,100,000)
MacArthur Drive Lighting						350,000		350,000
Presoctt 2400V Conversion						125,000		125,000
DG Hunter #5-11 Major Maintenance						350,000		350,000
Upgrade 138 KV Stations to 2000						400,000		400,000
Total Electric	0	0	0	0	0	(125,000)	0	(125,000)

2020-2021

ENTERPRISE CAPITAL PROJECTS
FIVE YEAR CAPITAL PLAN

ELECTRIC

PROJ #	PROJECT IDENTIFICATION	BUDGET C/O	FISCAL YEAR					TOTAL 5 YEAR	BEYOND 2025	TOTAL COST
			20-21	21-22	22-23	23-24	24-25			
729202	Circuit Reconductoring	880,335		250,000	250,000	250,000	250,000	1,000,000		1,880,335
720003	Replace Distribution Breakers	30,333						0		30,333
720601	138 KV Pole Change Out	0		300,000	300,000			600,000		600,000
720801	Electric Utility Relocation	468,826		200,000	200,000	200,000	200,000	800,000		1,268,826
720804	Substation Maintenance	317,009		250,000	275,000	275,000		800,000		1,117,009
720805	Distribution Feeder Maintenance	478,924	200,000	200,000	200,000	200,000	200,000	1,000,000		1,478,924
720903	138 KV Pilot Wire Replacement	617,628						0		617,628
721302	138 KV Transmission Upgrade	460,318	(285,000)					(285,000)		175,318
721401	DG Hunter Units #5-11	829,519						0		829,519
721502	Bayou Cove #1 Comb Inspection	300,000						0		300,000
721503	Bayou Cove #1 Capital Imp	75,000						0		75,000
721701	Willow Glen Transformer Rep	190,797	(165,000)					(165,000)		25,797
721702	Rep Twin Bridges Autotransformer	1,540,860	(1,100,000)					(1,100,000)		830,446
721704	MacArthur Drive Lighting Replacement	172,125	350,000					350,000		522,125
721801	Demolition DG Hunter 1-4	119,104		125,000	125,000	125,000		375,000		494,104
721802	Prescott 2400V Conversion	466,413	125,000					125,000		591,413
721901	Downtown-Willow Glen 138 KV Rebuilt	603,004		315,000				315,000	4,000,000	4,918,004
721902	DG Hunter #5-11 Major Maintenance	700,000	350,000					350,000		1,050,000
721903	DG Hunter #5-11 Stack Testing	58,502		75,000				75,000		133,502
722101	Upgrade 138KV Stations to 2000A	0	-400,000					400,000		400,000
*	Power Plant GSU Switch Upgrade	0						0	287,500	287,500
*	Paint Substation Transformers/Switchg	0						0	125,000	125,000
*	Replace Bayou Rapides Switchgr #1	0						0	775,000	775,000
*	Replace Prescott Switchgear #1	0						0	675,000	675,000
*	Replace Prescott Transformer #2	0						0	900,000	900,000
*	Willow Glen Breaker & Switch Rep	0						0	2,000,000	2,000,000
*	Twin Bridges Breaker & Switch Rep	0						0	2,000,000	2,000,000
Total Electric		8,308,697	(125,000)	1,715,000	1,350,000	1,050,000	650,000	4,640,000	10,762,500	24,100,783

* Project Number to be Assigned
@ New or Revised Projects
Projects to be closed

SHEET A 2020-2021/2024-2025 CAPITAL IMPROVEMENTS PROGRAM

PROJECT TITLE: Circuit Reconductoring/ Distribution Voltage	PROJECT CATEGORY: Electric
PROJECT NUMBER: 729202	COUNCIL DISTRICT # N/A
DIVISION: Utilities	DEPARTMENT: Electric Distribution

PROJECT BUDGET

REVENUE BREAKDOWN

REVENUE SOURCES	UTILITY FUND	REVENUE BONDS-'89	TOTAL
PRIOR BDGTS	6,266,605	404,409	6,671,014
PRIOR EXP	5,386,270	404,409	5,790,679
BUDGET C/O	880,335	0	880,335
2020-2021			
2021-2022	250,000		250,000
2022-2023	250,000		250,000
2023-2024	250,000		250,000
2024-2025	250,000		250,000
BEYOND 2025			0
TOTAL COST	7,266,605	404,409	7,671,014

EXPENDITURE BREAKDOWN

EXPENDITURE BREAKDOWN	ENGINEERING	TESTING	LAND ACQUISITION	CONSTRUCTION	OTHER	TOTAL
PRIOR BDGTS	72,000			3,249,014	3,350,000	6,671,014
2020-2021						
2021-2022					250,000	250,000
2022-2023					250,000	250,000
2023-2024					250,000	250,000
2024-2025					250,000	250,000
BEYOND 2025						
TOTAL COST	72,000			3,249,014	4,350,000	7,671,014

PROJECT SPECIFICATIONS

PROJECT DESCRIPTION: Replace undersized, old conductors on existing 12.5 KV circuits that have become too small to carry the load required and to replace existing 2.5 KV line with 7.2 KV Distribution.			
PROJECT JUSTIFICATION: Continued expansion of the system, along with load growth has made many old circuits inadequate. Voltage regulation, burned connections and customer complaints require upgrades on a continuing schedule as workload and funds allow.			
PROJECT PRIORITY:	B		
START DATE: Ongoing	EST TIME TO COMPLETE:	As needed	
OPERATING BUDGET EFFECT:	X	NONE	SEE DETAIL
	N/A		

SHEET A 2020-2021/2024-2025 CAPITAL IMPROVEMENTS PROGRAM

PROJECT TITLE: Replace Distribution Breakers at Power Plant		PROJECT CATEGORY: Electric	
PROJECT NUMBER: 720003		COUNCIL DISTRICT # N/A	
DIVISION: Utilities		DEPARTMENT: Electric Distribution	

PROJECT BUDGET

REVENUE BREAKDOWN

REVENUE SOURCES					UTILITY FUND	TOTAL
PRIOR BDGTS					167,500	167,500
PRIOR EXP					137,167	137,167
BUDGET C/O					30,333	30,333
2020-2021						
2021-2022						
2022-2023						
2023-2024						
2024-2025						
BEYOND 2025						
TOTAL COST					167,500	167,500

EXPENDITURE BREAKDOWN

EXPENDITURE BREAKDOWN	ENGINEERING	TESTING	LAND ACQUISITION	CONSTRUCTION	OTHER	TOTAL
PRIOR BDGTS					167,500	167,500
2020-2021						
2021-2022						
2022-2023						
2023-2024						
2024-2025						
BEYOND 2025						
TOTAL COST					167,500	167,500

PROJECT SPECIFICATIONS

PROJECT DESCRIPTION: Replace outdated & obsolete 12.5 KV breakers in Switchgear at Power Plant. Existing will be changed out at a rate of 3 per year by departmental personnel.	
PROJECT JUSTIFICATION: Existing breakers were installed in the mid 1960's and do not have relcosing capabilities.	
PROJECT PRIORITY:	A
START DATE: N/A	EST TIME TO COMPLETE: N/A
OPERATING BUDGET EFFECT:	
X	NONE
N/A	SEE DETAIL

SHEET A 2020-2021/2024-2025 CAPITAL IMPROVEMENTS PROGRAM

PROJECT TITLE: 138 KV Pole Change Out	PROJECT CATEGORY: Electric
PROJECT NUMBER: 720601	COUNCIL DISTRICT # N/A
DIVISION: Utilities	DEPARTMENT: Electric Distribution

PROJECT BUDGET

REVENUE BREAKDOWN

REVENUE SOURCES					UTILITY FUND	TOTAL
PRIOR BDGTS						
PRIOR EXP						
BUDGET C/O						
2020-2021						
2021-2022					300,000	300,000
2022-2023					300,000	300,000
2023-2024						
2024-2025						
BEYOND 2025						
TOTAL COST					600,000	600,000

EXPENDITURE BREAKDOWN

EXPENDITURE BREAKDOWN	ENGINEERING	TESTING	LAND ACQUISITION	CONSTRUCTION	OTHER	TOTAL
PRIOR BDGTS						
2020-2021						
2021-2022					300,000	300,000
2022-2023					300,000	300,000
2023-2024						
2024-2025						
BEYOND 2025						
TOTAL COST					600,000	600,000

PROJECT SPECIFICATIONS

PROJECT DESCRIPTION:

Replace approximately 84 transmission poles in the 138 KV Loop. Original poles were installed in the 1960's and had an anticipated life of 30 years. Most of the engineering has been done "in house".

PROJECT JUSTIFICATION:

The 138 KV Loop provides power to all the substations in the system. If 2 sections of the loop are lost simultaneously, many customers would be without power until the 90' and 100' poles could be replaced, which would take too long with existing City crews and equipment.

PROJECT PRIORITY:

A

START DATE: Ongoing

EST TIME TO COMPLETE: Ongoing

OPERATING BUDGET EFFECT:

X NONE

N/A

SEE DETAIL

SHEET A 2020-2021/2024-2025 CAPITAL IMPROVEMENTS PROGRAM

PROJECT TITLE: Electric Utility Relocations	PROJECT CATEGORY: Electric
PROJECT NUMBER: 720801	COUNCIL DISTRICT # N/A
DIVISION: Utilities	DEPARTMENT: Electric Distribution

PROJECT BUDGET

REVENUE BREAKDOWN

REVENUE SOURCES				STATE	UTILITY FUND	TOTAL
PRIOR BDGTS				431,000	1,044,000	1,475,000
PRIOR EXP				431,000	575,174	1,006,174
BUDGET C/O				0	468,826	468,826
2020-2021						
2021-2022					200,000	200,000
2022-2023					200,000	200,000
2023-2024					200,000	200,000
2024-2025					200,000	200,000
BEYOND 2025						
TOTAL COST				431,000	1,844,000	2,275,000

EXPENDITURE BREAKDOWN

EXPENDITURE BREAKDOWN	ENGINEERING	TESTING	LAND ACQUISITION	CONSTRUCTION	OTHER	TOTAL
PRIOR BDGTS				625,000	850,000	1,475,000
2020-2021						
2021-2022	30,000			170,000		200,000
2022-2023	30,000			170,000		200,000
2023-2024	30,000			170,000		200,000
2024-2025	30,000			170,000		200,000
BEYOND 2025						
TOTAL COST	120,000			1,305,000	850,000	2,275,000

PROJECT SPECIFICATIONS

PROJECT DESCRIPTION:

Relocation of electrical lines and poles for various capital projects throughout the year.

PROJECT JUSTIFICATION:

Presently using Maintenance funds for utility relocations for ditch closures and road improvements. There is no way to anticipate future projects and their relocation costs.

PROJECT PRIORITY:

A

START DATE: Ongoing

EST TIME TO COMPLETE: Ongoing

OPERATING BUDGET EFFECT:

X NONE

N/A

SEE DETAIL

SHEET A 2020-2021/2024-2025 CAPITAL IMPROVEMENTS PROGRAM

PROJECT TITLE: Substation Maintenance	PROJECT CATEGORY: Electric
PROJECT NUMBER: 720804	COUNCIL DISTRICT # N/A
DIVISION: Utilities	DEPARTMENT: Electric Distribution

PROJECT BUDGET

REVENUE BREAKDOWN

REVENUE SOURCES					UTILITY FUND	TOTAL
PRIOR BDGTS					2,225,000	2,225,000
PRIOR EXP					1,907,991	1,907,991
BUDGET C/O					317,009	317,009
2020-2021						
2021-2022					250,000	250,000
2022-2023					275,000	275,000
2023-2024					275,000	275,000
2024-2025						
BEYOND 2025						
TOTAL COST					3,025,000	3,025,000

EXPENDITURE BREAKDOWN

EXPENDITURE BREAKDOWN	ENGINEERING	TESTING	LAND ACQUISITION	CONSTRUCTION	OTHER	TOTAL
PRIOR BDGTS					2,225,000	2,225,000
2020-2021						
2021-2022					250,000	250,000
2022-2023					275,000	275,000
2023-2024					275,000	275,000
2024-2025						
BEYOND 2025						
TOTAL COST					3,025,000	3,025,000

PROJECT SPECIFICATIONS

PROJECT DESCRIPTION:
 Inspection, testing, and cleaning of all oil filled transformers and Oil Circuit Breakers in the Substations. This would include filtering or replacing the oil as needed and testing all components of the Tap Changers and Oil Circuit Breakers

PROJECT JUSTIFICATION:
 More extensive testing required by NERC/FERC.

PROJECT PRIORITY: A

START DATE: Ongoing **EST TIME TO COMPLETE:** Ongoing

OPERATING BUDGET EFFECT:
 X NONE N/A SEE DETAIL

SHEET A 2020-2021/2024-2025 CAPITAL IMPROVEMENTS PROGRAM

PROJECT TITLE: Distribution Feeder Maintenance	PROJECT CATEGORY: Electric
PROJECT NUMBER: 720805	COUNCIL DISTRICT # N/A
DIVISION: Utilities	DEPARTMENT: Electric Distribution

PROJECT BUDGET

REVENUE BREAKDOWN

REVENUE SOURCES					UTILITY FUND	TOTAL
PRIOR BDGTS					2,260,000	2,260,000
PRIOR EXP					1,781,076	1,781,076
BUDGET C/O					478,924	478,924
2020-2021					200,000	200,000
2021-2022					200,000	200,000
2022-2023					200,000	200,000
2023-2024					200,000	200,000
2024-2025					200,000	200,000
BEYOND 2025						
TOTAL COST					3,260,000	3,260,000

EXPENDITURE BREAKDOWN

EXPENDITURE BREAKDOWN	ENGINEERING	TESTING	LAND ACQUISITION	CONSTRUCTION	OTHER	TOTAL
PRIOR BDGTS					2,260,000	2,260,000
2020-2021					200,000	200,000
2021-2022					200,000	200,000
2022-2023					200,000	200,000
2023-2024					200,000	200,000
2024-2025					200,000	200,000
BEYOND 2025						
TOTAL COST					3,260,000	3,260,000

PROJECT SPECIFICATIONS

PROJECT DESCRIPTION: Upgrade and rehab main feeder circuits coming from substations.	
PROJECT JUSTIFICATION: There are 61 major circuits feeding from substations and spread out to service customers. An organized, continuing maintenance program is needed to ensure system reliability.	
PROJECT PRIORITY:	A
START DATE: Ongoing	EST TIME TO COMPLETE: Ongoing
OPERATING BUDGET EFFECT:	
X	NONE
	N/A
	SEE DETAIL

SHEET A 2020-2021/2024-2025 CAPITAL IMPROVEMENTS PROGRAM

PROJECT TITLE: 138 KV Pilot Wire Replacement	PROJECT CATEGORY: Electric
PROJECT NUMBER: 720903	COUNCIL DISTRICT # N/A
DIVISION: Utilities	DEPARTMENT: Electric Distribution

PROJECT BUDGET

REVENUE BREAKDOWN

REVENUE SOURCES					UTILITY FUND	TOTAL
PRIOR BDGTS					1,895,000	1,895,000
PRIOR EXP					1,277,372	1,277,372
BUDGET C/0					617,628	617,628
2020-2021						
2021-2022						
2022-2023						
2023-2024						
2024-2025						
BEYOND 2025						
TOTAL COST					1,895,000	1,895,000

EXPENDITURE BREAKDOWN

EXPENDITURE BREAKDOWN	ENGINEERING	TESTING	LAND ACQUISITION	CONSTRUCTION	OTHER	TOTAL
PRIOR BDGTS	445,000				1,450,000	1,895,000
2020-2021						
2021-2022						
2022-2023						
2023-2024						
2024-2025						
BEYOND 2025						
TOTAL COST	445,000				1,450,000	1,895,000

PROJECT SPECIFICATIONS

PROJECT DESCRIPTION: Replace existing pilot communications system with ADSS Fiber Optic Cable.	
PROJECT JUSTIFICATION: Existing pilot wire system does not correctly control the transfer trip scheme between substations. In some instances, cascading 138KV outages have resulted from this poor communication. This problem must be corrected on the the City will face fines from NERC for failing to correct a know misoperation. Excess capacity will be made available for use by other City departments.	
PROJECT PRIORITY:	A
START DATE: Ongoing	EST TIME TO COMPLETE: Ongoing
OPERATING BUDGET EFFECT:	
X NONE	N/A
	SEE DETAIL

SHEET A 2020-2021/2024-2025 CAPITAL IMPROVEMENTS PROGRAM

PROJECT TITLE: 138 KV Transmission Upgrade	PROJECT CATEGORY: Electric
PROJECT NUMBER: 721302	COUNCIL DISTRICT # N/A
DIVISION: Utilities	DEPARTMENT: Electric Production

PROJECT BUDGET

REVENUE BREAKDOWN

REVENUE SOURCES					UTILITY FUND	TOTAL
PRIOR BDGTS					2,549,402	2,549,402
PRIOR EXP					2,089,084	2,089,084
BUDGET C/O					460,318	460,318
2020-2021					(285,000)	(285,000)
2021-2022						
2022-2023						
2023-2024						
2024-2025						
BEYOND 2025						
TOTAL COST					2,264,402	2,264,402

EXPENDITURE BREAKDOWN

EXPENDITURE BREAKDOWN	ENGINEERING	TESTING	LAND ACQUISITION	CONSTRUCTION	OTHER	TOTAL
PRIOR BDGTS	56,250			180,053	2,313,099	2,549,402
2020-2021					(285,000)	(285,000)
2021-2022						
2022-2023						
2023-2024						
2024-2025						
BEYOND 2025						
TOTAL COST	56,250			180,053	2,028,099	2,264,402

PROJECT SPECIFICATIONS

PROJECT DESCRIPTION:

- Phase 1 - Downtown to Willow Glen
- Phase 2 - Downtown to Willow Glen including Willow Glen Breaker & Switchgear
- Phase 3 - Willow Glen to Sterkx including Breakers & Switchgear at Sterkx & Prescott
- Phase 4 - Twin Bridges Breaker & Switchgear
- Phase 3 - Willow Glen to Sterkx including Breakers & Switchgear at Sterkx & Prescott

PROJECT JUSTIFICATION:

MISO analysis shows overloads on the Downtown to Willow Glen line. Reconductoring to upgrade line must be completed by 2020 to

PROJECT PRIORITY:

A

START DATE: Ongoing

EST TIME TO COMPLETE: Ongoing

OPERATING BUDGET EFFECT:

X NONE N/A SEE DETAIL

SHEET A 2020-2021/2024-2025 CAPITAL IMPROVEMENTS PROGRAM

PROJECT TITLE: DG Hunter Units #5-11	PROJECT CATEGORY: Electric
PROJECT NUMBER: 721401	COUNCIL DISTRICT # N/A
DIVISION: Utilities	DEPARTMENT: Electric Production

PROJECT BUDGET

REVENUE BREAKDOWN

REVENUE SOURCES				UTILITY FUND	Utility Revenue Bonds 2013	TOTAL
PRIOR BDGTS				1,261,009	85,532,709	86,793,718
PRIOR EXP				431,490	85,532,709	85,964,199
BUDGET C/O				829,519	0	829,519
2020-2021						
2021-2022						
2022-2023						
2023-2024						
2024-2025						
BEYOND 2025						
TOTAL COST				1,261,009	85,532,709	86,793,718

EXPENDITURE BREAKDOWN

EXPENDITURE BREAKDOWN	ENGINEERING	TESTING	LAND ACQUISITION	CONSTRUCTION	OTHER	TOTAL
PRIOR BDGTS					86,793,718	86,793,718
2020-2021						
2021-2022						
2022-2023						
2023-2024						
2024-2025						
BEYOND 2025						
TOTAL COST					86,793,718	86,793,718

PROJECT SPECIFICATIONS

PROJECT DESCRIPTION:
Installation of seven (7) 9.3 MW Wartsila natural gas fueled reciprocating engine generators at DG Hunter Electrical Generating Station.

PROJECT JUSTIFICATION:
Provide generation for the City's future electrical resource plan.

PROJECT PRIORITY: A

START DATE: 2016 **EST TIME TO COMPLETE:** 2 Years

OPERATING BUDGET EFFECT:
 X NONE N/A SEE DETAIL

SHEET A 2020-2021/2024-2025 CAPITAL IMPROVEMENTS PROGRAM

PROJECT TITLE: Bayou Cove #1 Comb Inspection	PROJECT CATEGORY: Electric
PROJECT NUMBER: 721502	COUNCIL DISTRICT # N/A
DIVISION: Utilities	DEPARTMENT: Electric Production

PROJECT BUDGET

REVENUE BREAKDOWN

REVENUE SOURCES					UTILITY FUND	TOTAL
PRIOR BDGTS					620,000	620,000
PRIOR EXP					320,000	320,000
BUDGET C/O					300,000	300,000
2020-2021						
2021-2022						
2022-2023						
2023-2024						
2024-2025						
BEYOND 2025						
TOTAL COST					620,000	620,000

EXPENDITURE BREAKDOWN

EXPENDITURE BREAKDOWN	ENGINEERING	TESTING	LAND ACQUISITION	CONSTRUCTION	OTHER	TOTAL
PRIOR BDGTS					620,000	620,000
2020-2021						
2021-2022						
2022-2023						
2023-2024						
2024-2025						
BEYOND 2025						
TOTAL COST					620,000	620,000

PROJECT SPECIFICATIONS

PROJECT DESCRIPTION: Tear down and inspection of Bayou Cove #1 turbine and combustion path.	
PROJECT JUSTIFICATION: Required by the manufacturer.	
PROJECT PRIORITY:	A
START DATE: 2021	EST TIME TO COMPLETE: 1 Month
OPERATING BUDGET EFFECT:	
X	NONE
	N/A
	SEE DETAIL

SHEET A 2020-2021/2024-2025 CAPITAL IMPROVEMENTS PROGRAM

PROJECT TITLE: Bayou Cove #1 Capital Improvement	PROJECT CATEGORY: Electric
PROJECT NUMBER: 721503	COUNCIL DISTRICT # N/A
DIVISION: Utilities	DEPARTMENT: Electric Production

PROJECT BUDGET

REVENUE BREAKDOWN

REVENUE SOURCES					UTILITY FUND	TOTAL
PRIOR BDGTS					75,000	75,000
PRIOR EXP						0
BUDGET C/O					75,000	75,000
2020-2021						
2021-2022						
2022-2023						
2023-2024						
2024-2025						
BEYOND 2025						
TOTAL COST					75,000	75,000

EXPENDITURE BREAKDOWN

EXPENDITURE BREAKDOWN	ENGINEERING	TESTING	LAND ACQUISITION	CONSTRUCTION	OTHER	TOTAL
PRIOR BDGTS					75,000	75,000
2020-2021						
2021-2022						
2022-2023						
2023-2024						
2024-2025						
BEYOND 2025						
TOTAL COST					75,000	75,000

PROJECT SPECIFICATIONS

PROJECT DESCRIPTION: Capital Improvement as needed for Bayou Cove #1.	
PROJECT JUSTIFICATION: The City acquired Bayou Cove #1 in 2014, and recognized the need for minor capital improvements as needs arise.	
PROJECT PRIORITY:	A
START DATE: Ongoing	EST TIME TO COMPLETE: Ongoing
OPERATING BUDGET EFFECT:	
X NONE	N/A
	SEE DETAIL

SHEET A 2020-2021/2024-2025 CAPITAL IMPROVEMENTS PROGRAM

PROJECT TITLE: Willow Glen Tranformer Replacement	PROJECT CATEGORY: Electric
PROJECT NUMBER: 721701	COUNCIL DISTRICT # N/A
DIVISION: Utilities	DEPARTMENT: Electric Distribution

PROJECT BUDGET

REVENUE BREAKDOWN

REVENUE SOURCES					UTILITY FUND	TOTAL
PRIOR BDGTS					975,000	975,000
PRIOR EXP					784,203	784,203
BUDGET C/O					190,797	190,797
2020-2021					(165,000)	(165,000)
2021-2022						
2022-2023						
2023-2024						
2024-2025						
BEYOND 2025						
TOTAL COST					810,000	810,000

EXPENDITURE BREAKDOWN

EXPENDITURE BREAKDOWN	ENGINEERING	TESTING	LAND ACQUISITION	CONSTRUCTION	OTHER	TOTAL
PRIOR BDGTS	155,000			595,000	225,000	975,000
2020-2021					(165,000)	(165,000)
2021-2022						
2022-2023						
2023-2024						
2024-2025						
BEYOND 2025						
TOTAL COST	155,000			595,000	60,000	810,000
					q	

PROJECT SPECIFICATIONS

PROJECT DESCRIPTION: Replace transformer at the Willow Glen Substation.	
PROJECT JUSTIFICATION: Existing transformer is at the end of useful life.	
PROJECT PRIORITY:	A
START DATE: 2019	EST TIME TO COMPLETE: 2 Years
OPERATING BUDGET EFFECT:	
X NONE	N/A SEE DETAIL

SHEET A 2020-2021/2024-2025 CAPITAL IMPROVEMENTS PROGRAM

PROJECT TITLE: Rep Twin Bridges Autotransformer	PROJECT CATEGORY: Electric
PROJECT NUMBER: 721702	COUNCIL DISTRICT # N/A
DIVISION: Utilities	DEPARTMENT: Electric Distribution

PROJECT BUDGET

REVENUE BREAKDOWN

REVENUE SOURCES	Utility Revenue Bonds 2013	UTILITY FUND	TOTAL
PRIOR BDGTS	29,944	5,870,056	5,900,000
PRIOR EXP	29,944	4,329,196	4,359,140
BUDGET C/O	0	1,540,860	1,540,860
2020-2021		(1,100,000)	(1,100,000)
2021-2022			
2022-2023			
2023-2024			
2024-2025			
BEYOND 2025			
TOTAL COST	29,944	440,860	4,800,000

EXPENDITURE BREAKDOWN

EXPENDITURE BREAKDOWN	ENGINEERING	TESTING	LAND ACQUISITION	CONSTRUCTION	OTHER	TOTAL
PRIOR BDGTS				900,000	5,000,000	5,900,000
2020-2021					(1,100,000)	(1,100,000)
2021-2022						
2022-2023						
2023-2024						
2024-2025						
BEYOND 2025						
TOTAL COST				900,000	3,900,000	4,800,000

PROJECT SPECIFICATIONS

PROJECT DESCRIPTION: Replace transformer at the Twin Bridges Road Substation.	
PROJECT JUSTIFICATION: Existing transformer is at the end of useful life.	
PROJECT PRIORITY:	A
START DATE:	2019 EST TIME TO COMPLETE: 2 Years
OPERATING BUDGET EFFECT:	X NONE N/A SEE DETAIL

SHEET A 2020-2021/2024-2025 CAPITAL IMPROVEMENTS PROGRAM

PROJECT TITLE: MacArthur Drive Lighting Replacement	PROJECT CATEGORY: Electric
PROJECT NUMBER: 721704	COUNCIL DISTRICT # N/A
DIVISION: Utilities	DEPARTMENT: Electric Distribution

PROJECT BUDGET

REVENUE BREAKDOWN

REVENUE SOURCES					UTILITY FUND	TOTAL
PRIOR BDGTS					2,000,000	2,000,000
PRIOR EXP					1,827,875	1,827,875
BUDGET C/O					172,125	172,125
2020-2021					350,000	350,000
2021-2022						
2022-2023						
2023-2024						
2024-2025						
BEYOND 2025						
TOTAL COST					2,350,000	2,350,000

EXPENDITURE BREAKDOWN

EXPENDITURE BREAKDOWN	ENGINEERING	TESTING	LAND ACQUISITION	CONSTRUCTION	OTHER	TOTAL
PRIOR BDGTS	75,000				1,925,000	2,000,000
2020-2021	75,000				275,000	350,000
2021-2022						
2022-2023						
2023-2024						
2024-2025						
BEYOND 2025						
TOTAL COST	150,000				2,200,000	2,350,000

PROJECT SPECIFICATIONS

PROJECT DESCRIPTION:

Replacement of approximately 5 miles of existing roadway lighting with modern, energy efficient system.

PROJECT JUSTIFICATION:

Existing was installed in the 1970's. It is outdated and beyond repair.

PROJECT PRIORITY:

A

START DATE:

2018

EST TIME TO COMPLETE: 4 Years

OPERATING BUDGET EFFECT:

X

NONE

N/A

SEE DETAIL

SHEET A 2020-2021/2024-2025 CAPITAL IMPROVEMENTS PROGRAM

PROJECT TITLE: Demolition of DG Hunter #1-4	PROJECT CATEGORY: Electric
PROJECT NUMBER: 721801	COUNCIL DISTRICT # N/A
DIVISION: Utilities	DEPARTMENT: Electric Distribution

PROJECT BUDGET

REVENUE BREAKDOWN

REVENUE SOURCES					UTILITY FUND	TOTAL
PRIOR BDGTS					375,000	375,000
PRIOR EXP					255,896	255,896
BUDGET C/0					119,104	119,104
2020-2021						
2021-2022					125,000	125,000
2022-2023					125,000	125,000
2023-2024					125,000	125,000
2024-2025						
BEYOND 2025						
TOTAL COST					750,000	750,000

EXPENDITURE BREAKDOWN

EXPENDITURE BREAKDOWN	ENGINEERING	TESTING	LAND ACQUISITION	CONSTRUCTION	OTHER	TOTAL
PRIOR BDGTS					375,000	375,000
2020-2021						
2021-2022					125,000	125,000
2022-2023					125,000	125,000
2023-2024					125,000	125,000
2024-2025						
BEYOND 2025						
TOTAL COST					750,000	750,000

PROJECT SPECIFICATIONS

PROJECT DESCRIPTION:

Dismantling and salvaging of DG Hunter Units #1-4.

PROJECT JUSTIFICATION:

This units are obsolete and no longer needed for the production of electricity.

PROJECT PRIORITY:

A

START DATE:

Ongoing

EST TIME TO COMPLETE:

Ongoing

OPERATING BUDGET EFFECT:

X

NONE

N/A

SEE DETAIL

SHEET A 2020-2021/2024-2025 CAPITAL IMPROVEMENTS PROGRAM

PROJECT TITLE: Prescott 2400V Conversion	PROJECT CATEGORY: Electric
PROJECT NUMBER: 721802	COUNCIL DISTRICT # N/A
DIVISION: Utilities	DEPARTMENT: Electric Distribution

PROJECT BUDGET

REVENUE BREAKDOWN

REVENUE SOURCES					UTILITY FUND	TOTAL
PRIOR BDGTS					625,000	625,000
PRIOR EXP					158,587	158,587
BUDGET C/O					466,413	466,413
2020-2021					125,000	125,000
2021-2022						
2022-2023						
2023-2024						
2024-2025						
BEYOND 2025						
TOTAL COST					750,000	750,000

EXPENDITURE BREAKDOWN

EXPENDITURE BREAKDOWN	ENGINEERING	TESTING	LAND ACQUISITION	CONSTRUCTION	OTHER	TOTAL
PRIOR BDGTS				625,000		625,000
2020-2021				125,000		125,000
2021-2022						
2022-2023						
2023-2024						
2024-2025						
BEYOND 2025						
TOTAL COST				750,000		750,000

PROJECT SPECIFICATIONS

PROJECT DESCRIPTION:

Conversion of the Prescott Electric Substation and circuits to 72./12.5 KV operation. Project will include reconductoring 3 distribution circuits and replacing roughly 200 pole mounted transformers.

PROJECT JUSTIFICATION:

Modernization of system.

PROJECT PRIORITY:

A

START DATE:

Ongoing

EST TIME TO COMPLETE:

Ongoing

OPERATING BUDGET EFFECT:

X

NONE

N/A

SEE DETAIL

SHEET A 2020-2021/2024-2025 CAPITAL IMPROVEMENTS PROGRAM

PROJECT TITLE: Downtown-Willow Glen 138KV Rebuild	PROJECT CATEGORY: Electric
PROJECT NUMBER: 721901	COUNCIL DISTRICT # N/A
DIVISION: Utilities	DEPARTMENT: Electric Distribution

PROJECT BUDGET

REVENUE BREAKDOWN

REVENUE SOURCES					UTILITY FUND	TOTAL
PRIOR BDGTS					2,126,000	2,126,000
PRIOR EXP					1,522,996	1,522,996
BUDGET C/O					603,004	603,004
2020-2021						
2021-2022					315,000	315,000
2022-2023						
2023-2024						
2024-2025						
BEYOND 2025					4,000,000	4,000,000
TOTAL COST					6,441,000	6,441,000

EXPENDITURE BREAKDOWN

EXPENDITURE BREAKDOWN	ENGINEERING	TESTING	LAND ACQUISITION	CONSTRUCTION	OTHER	TOTAL
PRIOR BDGTS					2,126,000	2,126,000
2020-2021						
2021-2022					315,000	315,000
2022-2023						
2023-2024						
2024-2025						
BEYOND 2025					4,000,000	4,000,000
TOTAL COST					6,441,000	6,441,000

PROJECT SPECIFICATIONS

PROJECT DESCRIPTION:

Reconductoring approximately 7 miles of existing 636 AAC, 138 KV transmission lines to 636 ACCC conductor. This will increase the lines carrying capacity by roughly 95%.

PROJECT JUSTIFICATION:

MISO mandated for system reliability.

PROJECT PRIORITY:

A

START DATE:

Ongoing

EST TIME TO COMPLETE:

Ongoing

OPERATING BUDGET EFFECT:

X

NONE

N/A

SEE DETAIL

SHEET A 2020-2021/2024-2025 CAPITAL IMPROVEMENTS PROGRAM

PROJECT TITLE: DG Hunter #5-11 Major Maintenance	PROJECT CATEGORY: Electric
PROJECT NUMBER: 721902	COUNCIL DISTRICT # N/A
DIVISION: Utilities	DEPARTMENT: Electric Distribution

PROJECT BUDGET

REVENUE BREAKDOWN

REVENUE SOURCES					UTILITY FUND	TOTAL
PRIOR BDGTS					700,000	700,000
PRIOR EXP						0
BUDGET C/0					700,000	700,000
2020-2021					350,000	350,000
2021-2022						
2022-2023						
2023-2024						
2024-2025						
BEYOND 2025						
TOTAL COST					1,050,000	1,050,000

EXPENDITURE BREAKDOWN

EXPENDITURE BREAKDOWN	ENGINEERING	TESTING	LAND ACQUISITION	CONSTRUCTION	OTHER	TOTAL
PRIOR BDGTS					700,000	700,000
2020-2021					350,000	350,000
2021-2022						
2022-2023						
2023-2024						
2024-2025						
BEYOND 2025						
TOTAL COST					1,050,000	1,050,000

PROJECT SPECIFICATIONS

PROJECT DESCRIPTION: Major Maintenance of RICE units #5-11.	
PROJECT JUSTIFICATION: Required by the manufacturer's recommendation.	
PROJECT PRIORITY:	A
START DATE: 2022	EST TIME TO COMPLETE: 2 Years
OPERATING BUDGET EFFECT:	
X	NONE N/A SEE DETAIL

SHEET A 2020-2021/2024-2025 CAPITAL IMPROVEMENTS PROGRAM

PROJECT TITLE: DG Hunter #5-11 Stack Testing	PROJECT CATEGORY: Electric
PROJECT NUMBER: 721903	COUNCIL DISTRICT # N/A
DIVISION: Utilities	DEPARTMENT: Electric Distribution

PROJECT BUDGET

REVENUE BREAKDOWN

REVENUE SOURCES					UTILITY FUND	TOTAL
PRIOR BDGTS					75,000	75,000
PRIOR EXP					16,498	16,498
BUDGET C/O					58,502	58,502
2020-2021						
2021-2022					75,000	75,000
2022-2023						
2023-2024						
2024-2025						
BEYOND 2025						
TOTAL COST					150,000	150,000

EXPENDITURE BREAKDOWN

EXPENDITURE BREAKDOWN	ENGINEERING	TESTING	LAND ACQUISITION	CONSTRUCTION	OTHER	TOTAL
PRIOR BDGTS					75,000	75,000
2020-2021						
2021-2022					75,000	75,000
2022-2023						
2023-2024						
2024-2025						
BEYOND 2025						
TOTAL COST					150,000	150,000

PROJECT SPECIFICATIONS

PROJECT DESCRIPTION: Emissions testing and certification of RICE units #5-11.	
PROJECT JUSTIFICATION: EPA mandated.	
PROJECT PRIORITY: START DATE: 2022	A EST TIME TO COMPLETE: 2 Years
OPERATING BUDGET EFFECT: X NONE	N/A SEE DETAIL

SHEET A 2020-2021/2024-2025 CAPITAL IMPROVEMENTS PROGRAM

PROJECT TITLE: Upgrade 138 KV Stations to 2000A	PROJECT CATEGORY: Electric
PROJECT NUMBER: 722101	COUNCIL DISTRICT # N/A
DIVISION: Utilities	DEPARTMENT: Electric Distribution

PROJECT BUDGET

REVENUE BREAKDOWN

REVENUE SOURCES					UTILITY FUND	TOTAL
PRIOR BDGTS						
PRIOR EXP						
BUDGET C/O						
2020-2021					400,000	400,000
2021-2022						
2022-2023						
2023-2024						
2024-2025						
BEYOND 2025						
TOTAL COST					400,000	400,000

EXPENDITURE BREAKDOWN

EXPENDITURE BREAKDOWN	ENGINEERING	TESTING	LAND ACQUISITION	CONSTRUCTION	OTHER	TOTAL
PRIOR BDGTS						
2020-2021					400,000	400,000
2021-2022						
2022-2023						
2023-2024						
2024-2025						
BEYOND 2025						
TOTAL COST					400,000	400,000

PROJECT SPECIFICATIONS

PROJECT DESCRIPTION:	
PROJECT JUSTIFICATION:	
PROJECT PRIORITY:	A
START DATE:	2021 EST TIME TO COMPLETE: N/A
OPERATING BUDGET EFFECT:	
X	NONE N/A SEE DETAIL

SHEET A 2020-2021/2024-2025 CAPITAL IMPROVEMENTS PROGRAM

PROJECT TITLE: Power Plant GSU Switch Upgrade	PROJECT CATEGORY: Electric
PROJECT NUMBER: N/A	COUNCIL DISTRICT # N/A
DIVISION: Utilities	DEPARTMENT: Electric Distribution

PROJECT BUDGET

REVENUE BREAKDOWN

REVENUE SOURCES					UTILITY FUND	TOTAL
PRIOR BDGTS						
PRIOR EXP						
BUDGET C/O						
2020-2021						
2021-2022						
2022-2023						
2023-2024						
2024-2025						
BEYOND 2025					287,500	287,500
TOTAL COST					287,500	287,500

EXPENDITURE BREAKDOWN

EXPENDITURE BREAKDOWN	ENGINEERING	TESTING	LAND ACQUISITION	CONSTRUCTION	OTHER	TOTAL
PRIOR BDGTS						
2020-2021						
2021-2022						
2022-2023						
2023-2024						
2024-2025						
BEYOND 2025					287,500	287,500
TOTAL COST					287,500	287,500

PROJECT SPECIFICATIONS

PROJECT DESCRIPTION: Add switches to safely switch between main and reserve GSU's for operation and testing.	
PROJECT JUSTIFICATION: Current system lacks efficiency and would cause multi day outage to change over from one to other for daily operations or testing of GSU's.	
PROJECT PRIORITY:	A
START DATE:	N/A EST TIME TO COMPLETE: N/A
OPERATING BUDGET EFFECT:	
X NONE	N/A SEE DETAIL

SHEET A 2020-2021/2024-2025 CAPITAL IMPROVEMENTS PROGRAM

PROJECT TITLE: Paint Substation Transformers/Switchgear	PROJECT CATEGORY: Electric
PROJECT NUMBER: N/A	COUNCIL DISTRICT # N/A
DIVISION: Utilities	DEPARTMENT: Electric Distribution

PROJECT BUDGET

REVENUE BREAKDOWN

REVENUE SOURCES					UTILITY FUND	TOTAL
PRIOR BDGTS						
PRIOR EXP						
BUDGET C/O						
2020-2021						
2021-2022						
2022-2023						
2023-2024						
2024-2025						
BEYOND 2025					125,000	125,000
TOTAL COST					125,000	125,000

EXPENDITURE BREAKDOWN

EXPENDITURE BREAKDOWN	ENGINEERING	TESTING	LAND ACQUISITION	CONSTRUCTION	OTHER	TOTAL
PRIOR BDGTS						0
2020-2021						
2021-2022						
2022-2023						
2023-2024						
2024-2025						
BEYOND 2025					125,000	125,000
TOTAL COST					125,000	125,000

PROJECT SPECIFICATIONS

PROJECT DESCRIPTION: Repaint substation transformers and switchgear at various substations.	
PROJECT JUSTIFICATION: Needed to prevent damage to internal components.	
PROJECT PRIORITY: START DATE: N/A	A EST TIME TO COMPLETE: N/A
OPERATING BUDGET EFFECT: X NONE	N/A SEE DETAIL

SHEET A 2020-2021/2024-2025 CAPITAL IMPROVEMENTS PROGRAM

PROJECT TITLE: Replace Bayou Rapides Switchgear #1	PROJECT CATEGORY: Electric
PROJECT NUMBER: N/A	COUNCIL DISTRICT # N/A
DIVISION: Utilities	DEPARTMENT: Electric Distribution

PROJECT BUDGET

REVENUE BREAKDOWN

REVENUE SOURCES					UTILITY FUND	TOTAL
PRIOR BDGTS						
PRIOR EXP						
BUDGET C/O						
2020-2021						
2021-2022						
2022-2023						
2023-2024						
2024-2025						
BEYOND 2025					775,000	775,000
TOTAL COST					775,000	775,000

EXPENDITURE BREAKDOWN

EXPENDITURE BREAKDOWN	ENGINEERING	TESTING	LAND ACQUISITION	CONSTRUCTION	OTHER	TOTAL
PRIOR BDGTS						
2020-2021						
2021-2022						
2022-2023						
2023-2024						
2024-2025						
BEYOND 2025					775,000	775,000
TOTAL COST					775,000	775,000

PROJECT SPECIFICATIONS

PROJECT DESCRIPTION:

Replace existing switchgear at Bayou Rapides Substation.

PROJECT JUSTIFICATION:

Improve reliability of power to customers.

PROJECT PRIORITY:

START DATE:

N/A

EST TIME TO COMPLETE: N/A

OPERATING BUDGET EFFECT:

X

NONE

N/A

SEE DETAIL

SHEET A 2020-2021/2024-2025 CAPITAL IMPROVEMENTS PROGRAM

PROJECT TITLE: Replace Prescott Switchgear #1	PROJECT CATEGORY: Electric
PROJECT NUMBER: N/A	COUNCIL DISTRICT # N/A
DIVISION: Utilities	DEPARTMENT: Electric Distribution

PROJECT BUDGET

REVENUE BREAKDOWN

REVENUE SOURCES					UTILITY FUND	TOTAL
PRIOR BDGTS						0
PRIOR EXP						0
BUDGET C/O						0
2020-2021						
2021-2022						
2022-2023						
2023-2024						
2024-2025						
BEYOND 2025					675,000	675,000
TOTAL COST					675,000	675,000

EXPENDITURE BREAKDOWN

EXPENDITURE BREAKDOWN	ENGINEERING	TESTING	LAND ACQUISITION	CONSTRUCTION	OTHER	TOTAL
PRIOR BDGTS						0
2020-2021						
2021-2022						
2022-2023						
2023-2024						
2024-2025						
BEYOND 2025					675,000	675,000
TOTAL COST					675,000	675,000

PROJECT SPECIFICATIONS

PROJECT DESCRIPTION: Replace existing switchgear at Prescott Road Substation.	
PROJECT JUSTIFICATION: Improve reliability of power to customers.	
PROJECT PRIORITY: START DATE: N/A	A EST TIME TO COMPLETE: N/A
OPERATING BUDGET EFFECT: X NONE	N/A SEE DETAIL

SHEET A 2020-2021/2024-2025 CAPITAL IMPROVEMENTS PROGRAM

PROJECT TITLE: Replace Prescott Transformer #2	PROJECT CATEGORY: Electric
PROJECT NUMBER: N/A	COUNCIL DISTRICT # N/A
DIVISION: Utilities	DEPARTMENT: Electric Distribution

PROJECT BUDGET

REVENUE BREAKDOWN

REVENUE SOURCES					UTILITY FUND	TOTAL
PRIOR BDGTS						0
PRIOR EXP						0
BUDGET C/O						0
2020-2021						
2021-2022						
2022-2023						
2023-2024						
2024-2025						
BEYOND 2025					900,000	900,000
TOTAL COST					900,000	900,000

EXPENDITURE BREAKDOWN

EXPENDITURE BREAKDOWN	ENGINEERING	TESTING	LAND ACQUISITION	CONSTRUCTION	OTHER	TOTAL
PRIOR BDGTS						0
2020-2021						
2021-2022						
2022-2023						
2023-2024						
2024-2025						
BEYOND 2025					900,000	900,000
TOTAL COST					900,000	900,000

PROJECT SPECIFICATIONS

PROJECT DESCRIPTION: Replace Tranformer #2 at the Prescott Road Substation.	
PROJECT JUSTIFICATION: Existing transformer was placed in 1971. Replacement is needed to continue reliability of power to customers.	
PROJECT PRIORITY: START DATE: N/A	A EST TIME TO COMPLETE: N/A
OPERATING BUDGET EFFECT: X NONE	N/A SEE DETAIL

SHEET A 2020-2021/2024-2025 CAPITAL IMPROVEMENTS PROGRAM

PROJECT TITLE: Willow Glen Breaker & Switch Rep	PROJECT CATEGORY: Electric
PROJECT NUMBER: N/A	COUNCIL DISTRICT # N/A
DIVISION: Utilities	DEPARTMENT: Electric Distribution

PROJECT BUDGET

REVENUE BREAKDOWN

REVENUE SOURCES					UTILITY FUND	TOTAL
PRIOR BDGTS						0
PRIOR EXP						0
BUDGET C/O						0
2020-2021						
2021-2022						
2022-2023						
2023-2024						
2024-2025						
BEYOND 2025					2,000,000	2,000,000
TOTAL COST					2,000,000	2,000,000

EXPENDITURE BREAKDOWN

EXPENDITURE BREAKDOWN	ENGINEERING	TESTING	LAND ACQUISITION	CONSTRUCTION	OTHER	TOTAL
PRIOR BDGTS						0
2020-2021						
2021-2022						
2022-2023						
2023-2024						
2024-2025						
BEYOND 2025					2,000,000	2,000,000
TOTAL COST	0			0	2,000,000	2,000,000

PROJECT SPECIFICATIONS

PROJECT DESCRIPTION: Replace Breaker and Switch at the Willow Glen Road Substation.	
PROJECT JUSTIFICATION: Existing equipment is past useful life.	
PROJECT PRIORITY:	A
START DATE:	N/A EST TIME TO COMPLETE: N/A
OPERATING BUDGET EFFECT:	
X NONE	N/A SEE DETAIL

SHEET A 2020-2021/2024-2025 CAPITAL IMPROVEMENTS PROGRAM

PROJECT TITLE: Twin Bridges Breaker & Switch Rep	PROJECT CATEGORY: Electric
PROJECT NUMBER: N/A	COUNCIL DISTRICT # N/A
DIVISION: Utilities	DEPARTMENT: Electric Distribution

PROJECT BUDGET

REVENUE BREAKDOWN

REVENUE SOURCES					UTILITY FUND	TOTAL
PRIOR BDGTS						0
PRIOR EXP						0
BUDGET C/O						0
2020-2021						
2021-2022						
2022-2023						
2023-2024						
2024-2025						
BEYOND 2025					2,000,000	2,000,000
TOTAL COST					2,000,000	2,000,000

EXPENDITURE BREAKDOWN

EXPENDITURE BREAKDOWN	ENGINEERING	TESTING	LAND ACQUISITION	CONSTRUCTION	OTHER	TOTAL
PRIOR BDGTS						0
2020-2021						
2021-2022						
2022-2023						
2023-2024						
2024-2025						
BEYOND 2025					2,000,000	2,000,000
TOTAL COST	0			0	2,000,000	2,000,000

PROJECT SPECIFICATIONS

PROJECT DESCRIPTION: Replace Breaker and Switch at the Twin Bridges Road Substation.	
PROJECT JUSTIFICATION: Existing equipment is past useful life.	
PROJECT PRIORITY: START DATE: N/A	A EST TIME TO COMPLETE: N/A
OPERATING BUDGET EFFECT: X NONE	N/A SEE DETAIL

2020-2021/2024-2025 CAPITAL IMPROVEMENTS BUDGET

TABLE OF CONTENTS

WATER

		PAGE
750004	Waterline Replacement & Rehab	148
751001	Water Well Reclamation	149
751201	Martin Park Water Main Rep	150
751202	Replace Water Wells	151
751302	McNutt Field Water Feeder Line	152
751602	Fire Hydrant Thread Standardization	153
751701	Rosalino Tank Repair & Paint	154
751702	TRC Rechlorination Station	155
751704	Water Main Rep-Legacy System	156
751901	Water Well Meter Replacement	157
752001	Martha Lane/Paris St Water	158
752101	Adams Station Equipment Storage	159
*	Kisatchie By Pass Phase I	160
*	Adams Tank Repair & Paint	161
*	12" Main Bennett to Tulane	162
*	Industrial Park Tank Repair & Paint	163
*	Hamilton Street Tank Painting	164
*	24" Main Annadale Road	165
*	12" Main England Dr to Highway 1	166
*	Sterkx Road Materials Storage Cover	167
*	Highway 1 South Wellfield Ph 1	168
*	Highway 1 South Wellfield Ph 2	169
*	Adams Pump Station Line Renovation	170

2020-2021

**COMBINED CAPITAL PROJECTS
SOURCES OF FUNDING SUMMARY**

WATER

PROJECT IDENTIFICATION	SALES TAXES	AD VAL TAX- 14	AD VAL TAX- 18	FEDERAL FUNDS	STATE FUNDS	UTILITY FUND	OTHER	TOTALS
Waterline Replacement & Rehab						500,000		500,000
Water Well Reclamation						500,000		500,000
Adams Station Equipment Storage						197,000		197,000
<hr/>								
Total Water	0	0	0	0	0	1,197,000	0	1,197,000
<hr/>								

2020-2021

ENTERPRISE CAPITAL PROJECTS
FIVE YEAR CAPITAL PLAN

WATER

PROJ #	PROJECT IDENTIFICATION	BUDGET C/O	FISCAL YEAR					TOTAL 5 YEAR	BEYOND 2025	TOTAL COST
			20-21	21-22	22-23	23-24	24-25			
750004	Waterline Replacement & Rehab	927,630	500,000	750,000	750,000	750,000	750,000	3,500,000		4,427,630
751001	Water Well Reclamation	935,098	500,000	1,000,000	750,000	750,000		3,000,000		3,935,098
751201	Martin Park Water Main Rep	538,205						0		538,205
751202	Replace Water Wells	848,340			750,000	750,000	750,000	2,250,000		3,098,340
751302	McNutt Field Water Feeder Line	471,123		450,000	450,000			900,000		1,371,123
751602	Fire Hydrant Thread Standardization	82,260						0		82,260
751701	Rosalino Tank Repair & Paint	31,389						0		31,389
751702	TRC Rechlorination Station	239,000						0		239,000
751704	Water Main Rep-Legacy System	61,447		500,000	650,000	650,000	500,000	2,300,000		2,361,447
751901	Water Well Meter Replacement	405,367						0		405,367
752001	Martha Lane/Paris St Water	850,000						0		850,000
752101	Adams Station Equipment Storage	0	197,000					197,000		197,000
*	Kisatchie By Pass Phase I	0						0	2,429,000	2,429,000
*	Adams Tank Repair & Paint	0						0	1,177,000	1,177,000
*	12" Main Bennett to Tulane	0						0	389,000	389,000
*	Industrial Park Tank Repair & Paint	0						0	900,000	900,000
*	Hamilton Street Tank Painting	0						0	160,000	160,000
*	24" Main Annadale Road	0						0	790,000	790,000
*	12" Main England Dr to Highway 1	0						0	869,000	869,000
*	Sterkx Road Materials Storage Cover	0						0	175,000	175,000
*	Highway 1 South Wellfield Ph 1	0						0	1,195,000	1,195,000
*	Highway 1 South Wellfield Ph 2	0						0	3,526,000	3,526,000
*	Adams Pump Station Line Renovation	0						0	1,935,000	1,935,000
Total Water		5,389,859	1,197,000	2,700,000	3,350,000	2,900,000	2,000,000	12,147,000	13,545,000	31,081,859

- * Project Number to be Assigned
- @ New or Revised Projects
- Projects to be closed

SHEET A 2020-2021/2024-2025 CAPITAL IMPROVEMENTS PROGRAM

PROJECT TITLE: Waterline Replacement & Rehab	PROJECT CATEGORY: Water
PROJECT NUMBER: 750004	COUNCIL DISTRICT # N/A
DIVISION: Utilities	DEPARTMENT: Water

PROJECT BUDGET

REVENUE BREAKDOWN

REVENUE SOURCES					UTILITY FUND	TOTAL
PRIOR BDGTS					3,648,111	3,648,111
PRIOR EXP					2,720,481	2,720,481
BUDGET C/O					927,630	927,630
2020-2021					500,000	500,000
2021-2022					750,000	750,000
2022-2023					750,000	750,000
2023-2024					750,000	750,000
2024-2025					750,000	750,000
BEYOND 2025						0
TOTAL COST					7,148,111	7,148,111

EXPENDITURE BREAKDOWN

EXPENDITURE BREAKDOWN	ENGINEERING	TESTING	LAND ACQUISITION	CONSTRUCTION	OTHER	TOTAL
PRIOR BDGTS	25,000			3,623,111		3,648,111
2020-2021				500,000		500,000
2021-2022				750,000		750,000
2022-2023				750,000		750,000
2023-2024				750,000		750,000
2024-2025				750,000		750,000
BEYOND 2025						0
TOTAL COST	25,000	0	0	7,123,111	0	7,148,111

PROJECT SPECIFICATIONS

PROJECT DESCRIPTION: Replace deteriorated water lines within the City.			
PROJECT JUSTIFICATION: Many lines have exceeded their engineered life expectancy.			
PROJECT PRIORITY:	A		
START DATE: Ongoing	EST TIME TO COMPLETE:	As needed	
OPERATING BUDGET EFFECT:	NONE	X	N/A
			SEE DETAIL

SHEET A 2020-2021/2024-2025 CAPITAL IMPROVEMENTS PROGRAM

PROJECT TITLE: Water Well Reclamation	PROJECT CATEGORY: Water
PROJECT NUMBER: 751001	COUNCIL DISTRICT # N/A
DIVISION: Utilities	DEPARTMENT: Water

PROJECT BUDGET

REVENUE BREAKDOWN

REVENUE SOURCES				Utility Revenue Bonds 2014	UTILITY FUND	TOTAL
PRIOR BDGTS				376,699	5,261,936	5,638,635
PRIOR EXP				376,699	4,326,838	4,703,537
BUDGET C/O				0	935,098	935,098
2020-2021					500,000	500,000
2021-2022					1,000,000	1,000,000
2022-2023					750,000	750,000
2023-2024					750,000	750,000
2024-2025						
BEYOND 2025						0
TOTAL COST				376,699	8,261,936	8,638,635

EXPENDITURE BREAKDOWN

EXPENDITURE BREAKDOWN	ENGINEERING	TESTING	LAND ACQUISITION	CONSTRUCTION	OTHER	TOTAL
PRIOR BDGTS	200,000			5,438,635		5,638,635
2020-2021				500,000		500,000
2021-2022				1,000,000		1,000,000
2022-2023				750,000		750,000
2023-2024				750,000		750,000
2024-2025						
BEYOND 2025						0
TOTAL COST	200,000	0	0	8,438,635	0	8,638,635

PROJECT SPECIFICATIONS

PROJECT DESCRIPTION: Reclaim abandoned water well within the City's corporate limits.
PROJECT JUSTIFICATION: Increasing water production inside the City would reduce dependency on the Kisatchie Well Field in time of emergency.
PROJECT PRIORITY: A
START DATE: Ongoing EST TIME TO COMPLETE: Ongoing
OPERATING BUDGET EFFECT: <div style="display: flex; justify-content: space-around; width: 100%;"> NONE X N/A SEE DETAIL </div>

SHEET A 2020-2021/2024-2025 CAPITAL IMPROVEMENTS PROGRAM

PROJECT TITLE: Martin Park Water Main Replacement	PROJECT CATEGORY: Water
PROJECT NUMBER: 751201	COUNCIL DISTRICT # 2
DIVISION: Utilities	DEPARTMENT: Water

PROJECT BUDGET

REVENUE BREAKDOWN

REVENUE SOURCES	Utility Rev Bonds 2013	REVENUE BONDS-2008	UTILITY FUND	TOTAL
PRIOR BDGTS	38,440	1,001,305	1,925,560	2,965,305
PRIOR EXP	38,440	1,001,305	1,387,355	2,427,100
BUDGET C/O	0	0	538,205	538,205
2020-2021				0
2021-2022				
2022-2023				
2023-2024				
2024-2025				
BEYOND 2025				0
TOTAL COST		1,001,305	1,925,560	2,965,305

EXPENDITURE BREAKDOWN

EXPENDITURE BREAKDOWN	ENGINEERING	TESTING	LAND ACQUISITION	CONSTRUCTION	OTHER	TOTAL
PRIOR BDGTS	50,000			2,915,305		2,965,305
2020-2021						0
2021-2022						
2022-2023						
2023-2024						
2024-2025						
BEYOND 2025						0
TOTAL COST	50,000	0	0	2,915,305	0	2,965,305

PROJECT SPECIFICATIONS

PROJECT DESCRIPTION: Replace water mains throughout Martin Park Subdivision.			
PROJECT JUSTIFICATION: Existing DI mains are deteriorated and in need of replacement, as well as incorporating new AMR meters.			
PROJECT PRIORITY:	A		
START DATE: 2013	EST TIME TO COMPLETE:	Ongoing	
OPERATING BUDGET EFFECT:	NONE	X	N/A
			SEE DETAIL

SHEET A 2020-2021/2024-2025 CAPITAL IMPROVEMENTS PROGRAM

PROJECT TITLE: Replace Water Wells	PROJECT CATEGORY: Water
PROJECT NUMBER: 751202	COUNCIL DISTRICT # N/A
DIVISION: Utilities	DEPARTMENT: Water

PROJECT BUDGET

REVENUE BREAKDOWN

REVENUE SOURCES				UTILITY FUND	STATE DHH LOAN	TOTAL
PRIOR BDGTS				2,057,561	2,583,700	4,641,261
PRIOR EXP				1,209,221	2,583,700	3,792,921
BUDGET C/O				848,340	0	848,340
2020-2021						
2021-2022						
2022-2023				750,000		750,000
2023-2024				750,000		750,000
2024-2025				750,000		750,000
BEYOND 2025						0
TOTAL COST				4,307,561	2,583,700	6,891,261

EXPENDITURE BREAKDOWN

EXPENDITURE BREAKDOWN	ENGINEERING	TESTING	LAND ACQUISITION	CONSTRUCTION	OTHER	TOTAL
PRIOR BDGTS				4,641,261		4,641,261
2020-2021						
2021-2022						
2022-2023				750,000		750,000
2023-2024				750,000		750,000
2024-2025				750,000		750,000
BEYOND 2025						0
TOTAL COST				6,891,261	0	6,891,261

PROJECT SPECIFICATIONS

PROJECT DESCRIPTION: Redrill or replace water wells.			
PROJECT JUSTIFICATION: Wells have to be replaced or redrilled as they approach their useful lives.			
PROJECT PRIORITY:	A		
START DATE: Ongoing	EST TIME TO COMPLETE:	Ongoing	
OPERATING BUDGET EFFECT:	NONE	X	N/A
			SEE DETAIL

SHEET A 2020-2021/2024-2025 CAPITAL IMPROVEMENTS PROGRAM

PROJECT TITLE: McNutt Field Water Feeder Line	PROJECT CATEGORY: Water
PROJECT NUMBER: 751302	COUNCIL DISTRICT # N/A
DIVISION: Utilities	DEPARTMENT: Water

PROJECT BUDGET

REVENUE BREAKDOWN

REVENUE SOURCES					UTILITY FUND	TOTAL
PRIOR BDGTS					960,000	960,000
PRIOR EXP					488,877	488,877
BUDGET C/O					471,123	471,123
2020-2021						
2021-2022					450,000	450,000
2022-2023					450,000	450,000
2023-2024						
2024-2025						
BEYOND 2025						0
TOTAL COST					1,860,000	1,860,000

EXPENDITURE BREAKDOWN

EXPENDITURE BREAKDOWN	ENGINEERING	TESTING	LAND ACQUISITION	CONSTRUCTION	OTHER	TOTAL
PRIOR BDGTS					960,000	960,000
2020-2021						
2021-2022					450,000	450,000
2022-2023					450,000	450,000
2023-2024						
2024-2025						
BEYOND 2025						0
TOTAL COST					1,860,000	1,860,000

PROJECT SPECIFICATIONS

PROJECT DESCRIPTION: Replace water line main from McNutt Well Field to Hwy 1 Tank.			
PROJECT JUSTIFICATION: Existing DI main is deteriorated and in need of replacement.			
PROJECT PRIORITY:		A	
START DATE: 2022		EST TIME TO COMPLETE:	3 Years
OPERATING BUDGET EFFECT:	NONE	X	N/A
			SEE DETAIL

SHEET A 2020-2021/2024-2025 CAPITAL IMPROVEMENTS PROGRAM

PROJECT TITLE: Fire Hydrant Thread Standardization	PROJECT CATEGORY: Water
PROJECT NUMBER: 751602	COUNCIL DISTRICT # N/A
DIVISION: Utilities	DEPARTMENT: Water

PROJECT BUDGET

REVENUE BREAKDOWN

REVENUE SOURCES					UTILITY FUND	TOTAL
PRIOR BDGTS					105,000	105,000
PRIOR EXP					22,740	22,740
BUDGET C/O					82,260	82,260
2020-2021						
2021-2022						
2022-2023						
2023-2024						
2024-2025						
BEYOND 2025						0
TOTAL COST					105,000	105,000

EXPENDITURE BREAKDOWN

EXPENDITURE BREAKDOWN	ENGINEERING	TESTING	LAND ACQUISITION	CONSTRUCTION	OTHER	TOTAL
PRIOR BDGTS					105,000	105,000
2020-2021						
2021-2022						
2022-2023						
2023-2024						
2024-2025						
BEYOND 2025						0
TOTAL COST					105,000	105,000

PROJECT SPECIFICATIONS

PROJECT DESCRIPTION: Install thread adapters for uniformity of Fire connections.			
PROJECT JUSTIFICATION: Standardized threads will be easier to maintain and faster to utilize in an emergency.			
PROJECT PRIORITY:	A		
START DATE: Ongoing	EST TIME TO COMPLETE:	Ongoing	
OPERATING BUDGET EFFECT:	NONE	X	N/A
		SEE DETAIL	

SHEET A 2020-2021/2024-2025 CAPITAL IMPROVEMENTS PROGRAM

PROJECT TITLE: Rosalino Street Tank Repair & Paint	PROJECT CATEGORY: Water
PROJECT NUMBER: 751701	COUNCIL DISTRICT # 4
DIVISION: Utilities	DEPARTMENT: Water

PROJECT BUDGET

REVENUE BREAKDOWN

REVENUE SOURCES				Utility Rev Bonds 2013	UTILITY FUND	TOTAL
PRIOR BDGTS				24,420	992,827	1,017,247
PRIOR EXP				24,420	961,438	985,858
BUDGET C/O				0	31,389	31,389
2020-2021						
2021-2022						
2022-2023						
2023-2024						
2024-2025						
BEYOND 2025						0
TOTAL COST				24,420	992,827	1,017,247

EXPENDITURE BREAKDOWN

EXPENDITURE BREAKDOWN	ENGINEERING	TESTING	LAND ACQUISITION	CONSTRUCTION	OTHER	TOTAL
PRIOR BDGTS					1,017,247	1,017,247
2020-2021						
2021-2022						
2022-2023						
2023-2024						
2024-2025						
BEYOND 2025						0
TOTAL COST					1,017,247	1,017,247

PROJECT SPECIFICATIONS

PROJECT DESCRIPTION: Repair and paint Rosalino Tank.			
PROJECT JUSTIFICATION: Tank walls are in need of repair and painting.			
PROJECT PRIORITY:	A		
START DATE: 2019	EST TIME TO COMPLETE:	2 Years	
OPERATING BUDGET EFFECT:	NONE	X	N/A
			SEE DETAIL

SHEET A 2020-2021/2024-2025 CAPITAL IMPROVEMENTS PROGRAM

PROJECT TITLE: TRC Rechlorination Station	PROJECT CATEGORY: Water
PROJECT NUMBER: 751702	COUNCIL DISTRICT # N/A
DIVISION: Utilities	DEPARTMENT: Water

PROJECT BUDGET

REVENUE BREAKDOWN

REVENUE SOURCES					UTILITY FUND	TOTAL
PRIOR BDGTS					239,000	239,000
PRIOR EXP						0
BUDGET C/O					239,000	239,000
2020-2021						
2021-2022						
2022-2023						
2023-2024						
2024-2025						
BEYOND 2025						0
TOTAL COST					239,000	239,000

EXPENDITURE BREAKDOWN

EXPENDITURE BREAKDOWN	ENGINEERING	TESTING	LAND ACQUISITION	CONSTRUCTION	OTHER	TOTAL
PRIOR BDGTS	39,000		30,000	170,000		239,000
2020-2021						
2021-2022						
2022-2023						
2023-2024						
2024-2025						
BEYOND 2025						0
TOTAL COST	39,000	0	30,000	170,000	0	239,000

PROJECT SPECIFICATIONS

PROJECT DESCRIPTION:

Construction of a Rechlorination Station to include building, booster pump, chlorination equipment and site fencing.

PROJECT JUSTIFICATION:

The Emergency Chlorine Rule mandates the City Water System must maintain .5 mg/l chlorine residual at all times. Currently, manual flushing is needed in certain areas to maintain adequate residual. This station will eliminate the need for labor intensive mechanical flushing.

PROJECT PRIORITY:

START DATE: 2022 **EST TIME TO COMPLETE:** A 2 Years

OPERATING BUDGET EFFECT:

NONE X N/A SEE DETAIL

SHEET A 2020-2021/2024-2025 CAPITAL IMPROVEMENTS PROGRAM

PROJECT TITLE: Water Main Replacement-Legacy System	PROJECT CATEGORY: Water
PROJECT NUMBER: 751704	COUNCIL DISTRICT # N/A
DIVISION: Utilities	DEPARTMENT: Water

PROJECT BUDGET

REVENUE BREAKDOWN

REVENUE SOURCES					UTILITY FUND	TOTAL
PRIOR BDGTS					585,000	585,000
PRIOR EXP					523,553	523,553
BUDGET C/O					61,447	61,447
2020-2021						
2021-2022					500,000	500,000
2022-2023					650,000	650,000
2023-2024					650,000	650,000
2024-2025					500,000	500,000
BEYOND 2025						0
TOTAL COST					2,885,000	2,885,000

EXPENDITURE BREAKDOWN

EXPENDITURE BREAKDOWN	ENGINEERING	TESTING	LAND ACQUISITION	CONSTRUCTION	OTHER	TOTAL
PRIOR BDGTS				585,000		585,000
2020-2021						
2021-2022				500,000		500,000
2022-2023				650,000		650,000
2023-2024				650,000		650,000
2024-2025				500,000		500,000
BEYOND 2025						0
TOTAL COST				2,885,000	0	2,885,000

PROJECT SPECIFICATIONS

PROJECT DESCRIPTION: Replace existing water mains in the area generally bounded by the Red River, Lee Street, Bolton Avenue, and Rapides Avenue.			
PROJECT JUSTIFICATION: This will replace the utility infrastructure in one of the oldest areas of the City.			
PROJECT PRIORITY:	A		
START DATE: Ongoing	EST TIME TO COMPLETE:		Ongoing
OPERATING BUDGET EFFECT:	NONE	X	N/A
			SEE DETAIL

SHEET A 2020-2021/2024-2025 CAPITAL IMPROVEMENTS PROGRAM

PROJECT TITLE: Water Well Meter Replacement	PROJECT CATEGORY: Water
PROJECT NUMBER: 751901	COUNCIL DISTRICT # N/A
DIVISION: Utilities	DEPARTMENT: Water

PROJECT BUDGET

REVENUE BREAKDOWN

REVENUE SOURCES					UTILITY FUND	TOTAL
PRIOR BDGTS					410,000	410,000
PRIOR EXP					4,633	4,633
BUDGET C/O					405,367	405,367
2020-2021						
2021-2022						
2022-2023						
2023-2024						
2024-2025						
BEYOND 2025						
TOTAL COST					410,000	410,000

EXPENDITURE BREAKDOWN

EXPENDITURE BREAKDOWN	ENGINEERING	TESTING	LAND ACQUISITION	CONSTRUCTION	OTHER	TOTAL
PRIOR BDGTS	36,000			360,000	14,000	410,000
2020-2021						
2021-2022						
2022-2023						
2023-2024						
2024-2025						
BEYOND 2025						
TOTAL COST	36,000			360,000	14,000	410,000

PROJECT SPECIFICATIONS

PROJECT DESCRIPTION:
Installation of flow meters to existing wells to determine water production.

PROJECT JUSTIFICATION:
Existing meters are in need of replacement in order to maintain production records for each well.

PROJECT PRIORITY: A

START DATE: 2022 **EST TIME TO COMPLETE:** 2 Years

OPERATING BUDGET EFFECT: NONE X N/A SEE DETAIL

SHEET A 2020-2021/2024-2025 CAPITAL IMPROVEMENTS PROGRAM

PROJECT TITLE: Adams Station Equipment Storage	PROJECT CATEGORY: Water
PROJECT NUMBER: N/A	COUNCIL DISTRICT # 2
DIVISION: Utilities	DEPARTMENT: Water

PROJECT BUDGET

REVENUE BREAKDOWN

REVENUE SOURCES					UTILITY FUND	TOTAL
PRIOR BDGTS						
PRIOR EXP						
BUDGET C/0						
2020-2021					197,000	197,000
2021-2022						
2022-2023						
2023-2024						
2024-2025						
BEYOND 2025						
TOTAL COST					197,000	197,000

EXPENDITURE BREAKDOWN

EXPENDITURE BREAKDOWN	ENGINEERING	TESTING	LAND ACQUISITION	CONSTRUCTION	OTHER	TOTAL
PRIOR BDGTS						
2020-2021					197,000	197,000
2021-2022						
2022-2023						
2023-2024						
2024-2025						
BEYOND 2025						
TOTAL COST					197,000	197,000

PROJECT SPECIFICATIONS

PROJECT DESCRIPTION: Construction of an all weather storage cover at Adams Pump Station.			
PROJECT JUSTIFICATION: Protection of equipment and materials from the elements.			
PROJECT PRIORITY:		A	
START DATE:	N/A	EST TIME TO COMPLETE:	N/A
OPERATING BUDGET EFFECT:	NONE	X	N/A
			SEE DETAIL

SHEET A 2020-2021/2024-2025 CAPITAL IMPROVEMENTS PROGRAM

PROJECT TITLE: Kisatchie By Pass Phase I	PROJECT CATEGORY: Water
PROJECT NUMBER: N/A	COUNCIL DISTRICT # N/A
DIVISION: Utilities	DEPARTMENT: Water

PROJECT BUDGET

REVENUE BREAKDOWN

REVENUE SOURCES					UTILITY FUND	TOTAL
PRIOR BDGTS						
PRIOR EXP						
BUDGET C/O						
2020-2021						
2021-2022						
2022-2023						
2023-2024						
2024-2025						
BEYOND 2025					2,429,000	2,429,000
TOTAL COST					2,429,000	2,429,000

EXPENDITURE BREAKDOWN

EXPENDITURE BREAKDOWN	ENGINEERING	TESTING	LAND ACQUISITION	CONSTRUCTION	OTHER	TOTAL
PRIOR BDGTS						
2020-2021						
2021-2022						
2022-2023						
2023-2024						
2024-2025						
BEYOND 2025	198,000	8,000		2,095,000	128,000	2,429,000
TOTAL COST	198,000	8,000	0	2,095,000	128,000	2,429,000

PROJECT SPECIFICATIONS

PROJECT DESCRIPTION: Extension of existing by-pass line by 5,600 feet from Ground Storage.			
PROJECT JUSTIFICATION: This section of transmission line is severely deteriorated due to the high pH of the soil. A failure would reduce capacity to maintain water levels and serve customers.			
PROJECT PRIORITY:	A		
START DATE: N/A	EST TIME TO COMPLETE:	N/A	
OPERATING BUDGET EFFECT:	NONE	X	N/A
			SEE DETAIL

SHEET A 2020-2021/2024-2025 CAPITAL IMPROVEMENTS PROGRAM

PROJECT TITLE: Adams Tank Repair & Paint	PROJECT CATEGORY: Water
PROJECT NUMBER: N/A	COUNCIL DISTRICT # 2
DIVISION: Utilities	DEPARTMENT: Water

PROJECT BUDGET

REVENUE BREAKDOWN

REVENUE SOURCES					UTILITY FUND	TOTAL
PRIOR BDGTS						
PRIOR EXP						
BUDGET C/O						
2020-2021						
2021-2022						
2022-2023						
2023-2024						
2024-2025						
BEYOND 2025					1,177,000	1,177,000
TOTAL COST					1,177,000	1,177,000

EXPENDITURE BREAKDOWN

EXPENDITURE BREAKDOWN	ENGINEERING	TESTING	LAND ACQUISITION	CONSTRUCTION	OTHER	TOTAL
PRIOR BDGTS						
2020-2021						
2021-2022						
2022-2023						
2023-2024						
2024-2025						
BEYOND 2025					1,177,000	1,177,000
TOTAL COST					1,177,000	1,177,000

PROJECT SPECIFICATIONS

PROJECT DESCRIPTION: Repair and paint Adams Station Tank.			
PROJECT JUSTIFICATION: Tank walls and roofare in need of repair and painting.			
PROJECT PRIORITY:	A		
START DATE: N/A	EST TIME TO COMPLETE:	N/A	
OPERATING BUDGET EFFECT:	NONE	X	N/A
			SEE DETAIL

SHEET A 2020-2021/2024-2025 CAPITAL IMPROVEMENTS PROGRAM

PROJECT TITLE: 12" Main Bennett to Tulane	PROJECT CATEGORY: Water
PROJECT NUMBER: N/A	COUNCIL DISTRICT # 3
DIVISION: Utilities	DEPARTMENT: Water

PROJECT BUDGET

REVENUE BREAKDOWN

REVENUE SOURCES					UTILITY FUND	TOTAL
PRIOR BDGTS						
PRIOR EXP						
BUDGET C/O						
2020-2021						
2021-2022						
2022-2023						
2023-2024						
2024-2025						
BEYOND 2025					389,000	389,000
TOTAL COST					389,000	389,000

EXPENDITURE BREAKDOWN

EXPENDITURE BREAKDOWN	ENGINEERING	TESTING	LAND ACQUISITION	CONSTRUCTION	OTHER	TOTAL
PRIOR BDGTS						
2020-2021						
2021-2022						
2022-2023						
2023-2024						
2024-2025						
BEYOND 2025				389,000		389,000
TOTAL COST				389,000		389,000

PROJECT SPECIFICATIONS

PROJECT DESCRIPTION:
Construction of a 12" Water Main.

PROJECT JUSTIFICATION:
This new main will form a loop connecting existing an existing 12" main along Bennett Street with the existing main along Tulane Avenue. This loop will improve water flow and capacity.

PROJECT PRIORITY: A

START DATE: N/A **EST TIME TO COMPLETE:** 2 months N/A

OPERATING BUDGET EFFECT:
 NONE X N/A SEE DETAIL

SHEET A 2020-2021/2024-2025 CAPITAL IMPROVEMENTS PROGRAM

PROJECT TITLE: Industrial Park Tank Repair & Paint	PROJECT CATEGORY: Water
PROJECT NUMBER: N/A	COUNCIL DISTRICT # 1
DIVISION: Utilities	DEPARTMENT: Water

PROJECT BUDGET

REVENUE BREAKDOWN

REVENUE SOURCES					UTILITY FUND	TOTAL
PRIOR BDGTS						
PRIOR EXP						
BUDGET C/O						
2020-2021						
2021-2022						
2022-2023						
2023-2024						
2024-2025						
BEYOND 2025					900,000	900,000
TOTAL COST					900,000	900,000

EXPENDITURE BREAKDOWN

EXPENDITURE BREAKDOWN	ENGINEERING	TESTING	LAND ACQUISITION	CONSTRUCTION	OTHER	TOTAL
PRIOR BDGTS						
2020-2021						
2021-2022						
2022-2023						
2023-2024						
2024-2025						
BEYOND 2025					900,000	900,000
TOTAL COST					900,000	900,000

PROJECT SPECIFICATIONS

PROJECT DESCRIPTION: Paint and repair Industrial Park Elevated Storage Tank.			
PROJECT JUSTIFICATION: Tank interior and exterior walls are in need of repair and painting.			
PROJECT PRIORITY:	A		
START DATE:	N/A	EST TIME TO COMPLETE:	N/A
OPERATING BUDGET EFFECT:	NONE	X	N/A
			SEE DETAIL

SHEET A 2020-2021/2024-2025 CAPITAL IMPROVEMENTS PROGRAM

PROJECT TITLE: Hamilton Street Tank Painting	PROJECT CATEGORY: Water
PROJECT NUMBER: N/A	COUNCIL DISTRICT # 3
DIVISION: Utilities	DEPARTMENT: Water

PROJECT BUDGET

REVENUE BREAKDOWN

REVENUE SOURCES					UTILITY FUND	TOTAL
PRIOR BDGTS						
PRIOR EXP						
BUDGET C/O						
2020-2021						
2021-2022						
2022-2023						
2023-2024						
2024-2025						
BEYOND 2025					160,000	160,000
TOTAL COST					160,000	160,000

EXPENDITURE BREAKDOWN

EXPENDITURE BREAKDOWN	ENGINEERING	TESTING	LAND ACQUISITION	CONSTRUCTION	OTHER	TOTAL
PRIOR BDGTS						
2020-2021						
2021-2022						
2022-2023						
2023-2024						
2024-2025						
BEYOND 2025					160,000	160,000
TOTAL COST					160,000	160,000

PROJECT SPECIFICATIONS

PROJECT DESCRIPTION: Paint and repair Hamilton Street Ground Storage Tank.			
PROJECT JUSTIFICATION: Tank exterior walls are in need of water blasting, repair, and painting.			
PROJECT PRIORITY:	A		
START DATE: N/A	EST TIME TO COMPLETE: 2 months	N/A	
OPERATING BUDGET EFFECT:	NONE	X	N/A
			SEE DETAIL

SHEET A 2020-2021/2024-2025 CAPITAL IMPROVEMENTS PROGRAM

PROJECT TITLE: 24" Main Annadale Road	PROJECT CATEGORY: Water
PROJECT NUMBER: N/A	COUNCIL DISTRICT # N/A
DIVISION: Utilities	DEPARTMENT: Water

PROJECT BUDGET

REVENUE BREAKDOWN

REVENUE SOURCES					UTILITY FUND	TOTAL
PRIOR BDGTS						
PRIOR EXP						
BUDGET C/O						
2020-2021						
2021-2022						
2022-2023						
2023-2024						
2024-2025						
BEYOND 2025					790,000	790,000
TOTAL COST					790,000	790,000

EXPENDITURE BREAKDOWN

EXPENDITURE BREAKDOWN	ENGINEERING	TESTING	LAND ACQUISITION	CONSTRUCTION	OTHER	TOTAL
PRIOR BDGTS						
2020-2021						
2021-2022						
2022-2023						
2023-2024						
2024-2025						
BEYOND 2025				790,000		790,000
TOTAL COST				790,000		790,000

PROJECT SPECIFICATIONS

PROJECT DESCRIPTION: Replacement of 24" Water Main.			
PROJECT JUSTIFICATION: Existing main from Dixie Lane to Annadale Road has had numerous failures due to acidic soil in the area.			
PROJECT PRIORITY:	A		
START DATE: N/A	EST TIME TO COMPLETE: 2 months	N/A	
OPERATING BUDGET EFFECT:	NONE	X	N/A
			SEE DETAIL

SHEET A 2020-2021/2024-2025 CAPITAL IMPROVEMENTS PROGRAM

PROJECT TITLE: 12" Main England Drive to Highway 1	PROJECT CATEGORY: Water
PROJECT NUMBER: N/A	COUNCIL DISTRICT # 1
DIVISION: Utilities	DEPARTMENT: Water

PROJECT BUDGET

REVENUE BREAKDOWN

REVENUE SOURCES					UTILITY FUND	TOTAL
PRIOR BDGTS						
PRIOR EXP						
BUDGET C/O						
2020-2021						
2021-2022						
2022-2023						
2023-2024						
2024-2025						
BEYOND 2025					869,000	869,000
TOTAL COST					869,000	869,000

EXPENDITURE BREAKDOWN

EXPENDITURE BREAKDOWN	ENGINEERING	TESTING	LAND ACQUISITION	CONSTRUCTION	OTHER	TOTAL
PRIOR BDGTS						
2020-2021						
2021-2022						
2022-2023						
2023-2024						
2024-2025						
BEYOND 2025				869,000		869,000
TOTAL COST				869,000	0	869,000

PROJECT SPECIFICATIONS

PROJECT DESCRIPTION: Construction of a 12" water main.			
PROJECT JUSTIFICATION: Main will be installed along Plantation Road, Community Lane, and England Drive. This will form a loop connecting existing an existing 12" main along Plantation Road with existing 12" mains along England Drive and LA Highway 1. This loop will improve water flow and capacity.			
PROJECT PRIORITY:	A		
START DATE: N/A	EST TIME TO COMPLETE: 2 months	N/A	
OPERATING BUDGET EFFECT:	NONE	X	N/A
			SEE DETAIL

SHEET A 2020-2021/2024-2025 CAPITAL IMPROVEMENTS PROGRAM

PROJECT TITLE: Sterkx Road Materials Storage Cover	PROJECT CATEGORY: Water
PROJECT NUMBER: N/A	COUNCIL DISTRICT # N/A
DIVISION: Utilities	DEPARTMENT: Water

PROJECT BUDGET

REVENUE BREAKDOWN

REVENUE SOURCES					UTILITY FUND	TOTAL
PRIOR BDGTS						
PRIOR EXP						
BUDGET C/O						
2020-2021						
2021-2022						
2022-2023						
2023-2024						
2024-2025						
BEYOND 2025					175,000	175,000
TOTAL COST					175,000	175,000

EXPENDITURE BREAKDOWN

EXPENDITURE BREAKDOWN	ENGINEERING	TESTING	LAND ACQUISITION	CONSTRUCTION	OTHER	TOTAL
PRIOR BDGTS						
2020-2021						
2021-2022						
2022-2023						
2023-2024						
2024-2025						
BEYOND 2025	22,500	2,300			150,200	175,000
TOTAL COST	22,500	2,300		0	150,200	175,000

PROJECT SPECIFICATIONS

PROJECT DESCRIPTION: Construction of all weather cover for construction materials storage at Sterkx Road.			
PROJECT JUSTIFICATION: Existing backfill materials are currently stored in the elements. Construction of an all weather cover will keep materials dry and ready for use.			
PROJECT PRIORITY:		A	
START DATE:	N/A	EST TIME TO COMPLETE:	N/A
OPERATING BUDGET EFFECT:	NONE	X	N/A
			SEE DETAIL

SHEET A 2020-2021/2024-2025 CAPITAL IMPROVEMENTS PROGRAM

PROJECT TITLE: Highway 1 South Well Field Ph 1	PROJECT CATEGORY: Water
PROJECT NUMBER: N/A	COUNCIL DISTRICT # N/A
DIVISION: Utilities	DEPARTMENT: Water

PROJECT BUDGET

REVENUE BREAKDOWN

REVENUE SOURCES					UTILITY FUND	TOTAL
PRIOR BDGTS						
PRIOR EXP						
BUDGET C/O						
2020-2021						
2021-2022						
2022-2023						
2023-2024						
2024-2025						
BEYOND 2025					1,195,000	1,195,000
TOTAL COST					1,195,000	1,195,000

EXPENDITURE BREAKDOWN

EXPENDITURE BREAKDOWN	ENGINEERING	TESTING	LAND ACQUISITION	CONSTRUCTION	OTHER	TOTAL
PRIOR BDGTS						
2020-2021						
2021-2022						
2022-2023						
2023-2024						
2024-2025						
BEYOND 2025	152,000	3,000		1,040,000		1,195,000
TOTAL COST	152,000	3,000		1,040,000		1,195,000

PROJECT SPECIFICATIONS

PROJECT DESCRIPTION:

Construction of high volume water well and related CL2 facilities along Highway 1 South.

PROJECT JUSTIFICATION:

Recent test hole along Highway 1 found quality water in high volume. This is needed to increase our in town capacity.

PROJECT PRIORITY:

A

START DATE:

N/A

EST TIME TO COMPLETE: 6 months

N/A

OPERATING BUDGET EFFECT:

NONE

X

N/A

SEE DETAIL

SHEET A 2020-2021/2024-2025 CAPITAL IMPROVEMENTS PROGRAM

PROJECT TITLE: Highway 1 South Well Field Ph 2	PROJECT CATEGORY: Water
PROJECT NUMBER: N/A	COUNCIL DISTRICT # N/A
DIVISION: Utilities	DEPARTMENT: Water

PROJECT BUDGET

REVENUE BREAKDOWN

REVENUE SOURCES					UTILITY FUND	TOTAL
PRIOR BDGTS						
PRIOR EXP						
BUDGET C/O						
2020-2021						
2021-2022						
2022-2023						
2023-2024						
2024-2025						
BEYOND 2025					3,526,000	3,526,000
TOTAL COST					3,526,000	3,526,000

EXPENDITURE BREAKDOWN

EXPENDITURE BREAKDOWN	ENGINEERING	TESTING	LAND ACQUISITION	CONSTRUCTION	OTHER	TOTAL
PRIOR BDGTS						
2020-2021						
2021-2022						
2022-2023						
2023-2024						
2024-2025						
BEYOND 2025	427,700	12,000		3,086,300		3,526,000
TOTAL COST	427,700	12,000		3,086,300		3,526,000

PROJECT SPECIFICATIONS

PROJECT DESCRIPTION:

Construction of 1 MG storage tank, water well, and well field roadway.

PROJECT JUSTIFICATION:

Increase above ground and water well production capacity in town.

PROJECT PRIORITY:

A

START DATE:

N/A

EST TIME TO COMPLETE: N/A

OPERATING BUDGET EFFECT:

NONE

X

N/A

SEE DETAIL

SHEET A 2020-2021/2024-2025 CAPITAL IMPROVEMENTS PROGRAM

PROJECT TITLE: Adams Pump Station Line Renovation	PROJECT CATEGORY: Water
PROJECT NUMBER: N/A	COUNCIL DISTRICT # 2
DIVISION: Utilities	DEPARTMENT: Water

PROJECT BUDGET

REVENUE BREAKDOWN

REVENUE SOURCES					UTILITY FUND	TOTAL
PRIOR BDGTS						
PRIOR EXP						
BUDGET C/O						
2020-2021						
2021-2022						
2022-2023						
2023-2024						
2024-2025						
BEYOND 2025					1,935,000	1,935,000
TOTAL COST					1,935,000	1,935,000

EXPENDITURE BREAKDOWN

EXPENDITURE BREAKDOWN	ENGINEERING	TESTING	LAND ACQUISITION	CONSTRUCTION	OTHER	TOTAL
PRIOR BDGTS						
2020-2021						
2021-2022						
2022-2023						
2023-2024						
2024-2025						
BEYOND 2025	162,000	5,000		1,675,000	93,000	1,935,000
TOTAL COST	162,000	5,000		1,675,000	93,000	1,935,000

PROJECT SPECIFICATIONS

PROJECT DESCRIPTION: Replacement of distribution manifold and related piping at Adam's Pump Station.			
PROJECT JUSTIFICATION: Existing distribution manifold is beyond repair and in need of replacement.			
PROJECT PRIORITY:		A	
START DATE:	N/A	EST TIME TO COMPLETE:	N/A
OPERATING BUDGET EFFECT:	NONE	X	N/A
			SEE DETAIL

2020-2021/2024-2025 CAPITAL IMPROVEMENTS BUDGET

TABLE OF CONTENTS

GAS

		PAGE
780901	Martin Park Gas Main Rep	174
781401	Gas SCADA Upgrade	175
781503	Gas Main Extention 8" Port	176
781704	Cloverleaf Gas Extension	177
781801	Lower 3rd/W Sandy Bayou Gas	178
781901	Wells Boulevard Gas Rep	179
781902	Enterprise/Acadian Interconnect	180
782101	MAOP Reverification	181
*	Jackson Street Gas Replacement	182
*	Grundy Cooper Gas Replacement	183
*	Alexandria West Side Gas Feed	184
*	Zone 15 Gas Replacement	185
*	Bayou Rapides Rd Gas Extension	186
*	Regulator/Meter Station Refurb	187
*	Jefferson Heights Gas Relocation	188
*	Lee Street Ext/Kees Ave Gas	189

2020-2021

**COMBINED CAPITAL PROJECTS
SOURCES OF FUNDING SUMMARY**

GAS

PROJECT IDENTIFICATION	SALES TAXES	AD VAL TAX- 14	AD VAL TAX- 18	FEDERAL FUNDS	STATE FUNDS	UTILITY FUND	OTHER	TOTALS
Gas SCADA Upgrade						102,000		102,000
Cloverleaf Gas Ext						(118,000)		(118,000)
Lower 3rd/W Sandy Bayou Gas						150,000		150,000
MAOP Recertification						100,000		100,000
<hr/>								
Total Gas	0	0	0	0	0	234,000	0	234,000
<hr/>								

2020-2021

ENTERPRISE CAPITAL PROJECTS
FIVE YEAR CAPITAL PLAN

GAS

PROJ #	PROJECT IDENTIFICATION	BUDGET C/O	FISCAL YEAR					TOTAL 5 YEAR	BEYOND 2025	TOTAL COST
			20-21	21-22	22-23	23-24	24-25			
780901	Martin Park Gas Main Rep	97,547								97,547
781401	Gas SCADA Upgrade	87,184	102,000							189,184
781503	Gas Main Extension 8" Port	29,450						130,000		159,450
781704	Cloverleaf Gas Extension	118,000	(118,000)							0
781801	Lower 3rd/W Sandy Bayou Gas	348,364	150,000	360,000						858,364
781901	Wells Boulevard Gas Rep	582,740								582,740
781902	Enterprise/Acadian Interconnect	277,911								277,911
782101	MAOP Reverification	0	100,000	300,000						400,000
*	Jackson Street Gas Replacement	0				500,000	500,000			1,300,000
*	Grundy Cooper Gas Replacement	0				300,000	300,000			900,000
*	Alexandria West Side Gas Feed	0				650,000	1,300,000			6,500,000
*	Zone 15 Gas Replacement	0						300,000		300,000
*	Bayou Rapides Rd Gas Extension	0						250,000		250,000
*	Regulator/Meter Station Refurb	0						250,000		250,000
*	Jefferson Heights Gas Relocation	0						300,000		300,000
*	Lee Street Ext/Kees Ave Gas	0						300,000		300,000
Total Gas		1,541,196	234,000	660,000	0	1,450,000	2,100,000	4,444,000	6,680,000	12,665,196

- * Project Number to be Assigned
- @ New or Revised Projects
- Projects to be closed

SHEET A 2020-2021/2024-2025 CAPITAL IMPROVEMENTS PROGRAM

PROJECT TITLE: Gas Replacement-Martin Park Subdivision	PROJECT CATEGORY: Gas
PROJECT NUMBER: 780901	COUNCIL DISTRICT # 2
DIVISION: Utilities	DEPARTMENT: Gas

PROJECT BUDGET

REVENUE BREAKDOWN

REVENUE SOURCES	Utility Rev Bonds 2013	Utility Rev Bonds 2014	REVENUE BONDS-2004	UTILITY FUND	TOTAL
PRIOR BDGTS	382,430	99,870	433,305	2,375,700	3,291,305
PRIOR EXP	382,430	99,870	433,305	2,278,153	3,193,758
BUDGET C/O	0	0	0	97,547	97,547
2020-2021					0
2021-2022					
2022-2023					
2023-2024					
2024-2025					
BEYOND 2025					0
TOTAL COST	382,430	99,870	433,305	2,375,700	3,291,305

EXPENDITURE BREAKDOWN

EXPENDITURE BREAKDOWN	ENGINEERING	TESTING	LAND ACQUISITION	CONSTRUCTION	OTHER	TOTAL
PRIOR BDGTS	184,750	18,000	7,250	3,081,305		3,291,305
2020-2021						0
2021-2022						
2022-2023						
2023-2024						
2024-2025						
BEYOND 2025						0
TOTAL COST	184,750	18,000	7,250	3,081,305		3,291,305

PROJECT SPECIFICATIONS

PROJECT DESCRIPTION: Replacement and reconstruction of Martin Park Subdivision, Zone 21 gas distribution system for the area from Horseshoe Drive to Spencer Street and from Manor Drive to Mansour Avenue. This project will include a gas regulator station, 2" through 4" mains and new service lines and assemblies.			
PROJECT JUSTIFICATION: The existing gas lines in this area are antiquated and leak prone causing a very hazardous situation. This work will upgrade the area's gas system and reduce the probability of hazardous gas problems.			
PROJECT PRIORITY:	A		
START DATE: 2010	EST TIME TO COMPLETE:	10 Years	
OPERATING BUDGET EFFECT:	X	NONE	SEE DETAIL
	N/A		

SHEET A 2020-2021/2024-2025 CAPITAL IMPROVEMENTS PROGRAM

PROJECT TITLE: Gas SCADA Upgrade	PROJECT CATEGORY: Gas
PROJECT NUMBER: 781401	COUNCIL DISTRICT # N/A
DIVISION: Utilities	DEPARTMENT: Gas

PROJECT BUDGET

REVENUE BREAKDOWN

REVENUE SOURCES					UTILITY FUND	TOTAL
PRIOR BDGTS					425,000	425,000
PRIOR EXP					337,816	337,816
BUDGET C/O					87,184	87,184
2020-2021					102,000	102,000
2021-2022						
2022-2023						
2023-2024						
2024-2025						
BEYOND 2025						
TOTAL COST					527,000	527,000

EXPENDITURE BREAKDOWN

EXPENDITURE BREAKDOWN	ENGINEERING	TESTING	LAND ACQUISITION	CONSTRUCTION	OTHER	TOTAL
PRIOR BDGTS					425,000	425,000
2020-2021					102,000	102,000
2021-2022						
2022-2023						
2023-2024						
2024-2025						
BEYOND 2025						
TOTAL COST					527,000	527,000

PROJECT SPECIFICATIONS

PROJECT DESCRIPTION: Replace existing SCADA (Supervisory Control and Data Acquisition System).			
PROJECT JUSTIFICATION: Existing system is over 20 years old and antiquated. Replacement parts are no longer available.			
PROJECT PRIORITY:	A		
START DATE: 2017	EST TIME TO COMPLETE:	Ongoing	
OPERATING BUDGET EFFECT:	X	NONE	N/A
		SEE DETAIL	

SHEET A 2020-2021/2024-2025 CAPITAL IMPROVEMENTS PROGRAM

PROJECT TITLE: Gas Main Extension 8" Port	PROJECT CATEGORY: Gas
PROJECT NUMBER: 781503	COUNCIL DISTRICT # 1
DIVISION: Utilities	DEPARTMENT: Gas

PROJECT BUDGET

REVENUE BREAKDOWN

REVENUE SOURCES					UTILITY FUND	TOTAL
PRIOR BDGTS					55,000	55,000
PRIOR EXP					25,550	25,550
BUDGET C/O					29,450	29,450
2020-2021						
2021-2022						
2022-2023						
2023-2024						
2024-2025						
BEYOND 2025					130,000	130,000
TOTAL COST					185,000	185,000

EXPENDITURE BREAKDOWN

EXPENDITURE BREAKDOWN	ENGINEERING	TESTING	LAND ACQUISITION	CONSTRUCTION	OTHER	TOTAL
PRIOR BDGTS					55,000	55,000
2020-2021						
2021-2022						
2022-2023						
2023-2024						
2024-2025						
BEYOND 2025					130,000	130,000
TOTAL COST					185,000	185,000

PROJECT SPECIFICATIONS

PROJECT DESCRIPTION: Extend gas service for expansion and development of the Port of Alexandria.			
PROJECT JUSTIFICATION: Extension of gas service at the point will add to utility customer base and aid in economic development.			
PROJECT PRIORITY:		A	
START DATE:	N/A	EST TIME TO COMPLETE:	N/A
OPERATING BUDGET EFFECT:	X	NONE	SEE DETAIL

SHEET A 2020-2021/2024-2025 CAPITAL IMPROVEMENTS PROGRAM

PROJECT TITLE: Enterprise/Acadian Pipeline Interconnect	PROJECT CATEGORY: Gas
PROJECT NUMBER: 781902	COUNCIL DISTRICT # N/A
DIVISION: Utilities	DEPARTMENT: Gas

PROJECT BUDGET

REVENUE BREAKDOWN

REVENUE SOURCES					UTILITY FUND	TOTAL
PRIOR BDGTS					2,374,000	2,374,000
PRIOR EXP					2,096,089	2,096,089
BUDGET C/O					277,911	277,911
2020-2021						
2021-2022						
2022-2023						
2023-2024						
2024-2025						
BEYOND 2025						
TOTAL COST					2,374,000	2,374,000

EXPENDITURE BREAKDOWN

EXPENDITURE BREAKDOWN	ENGINEERING	TESTING	LAND ACQUISITION	CONSTRUCTION	OTHER	TOTAL
PRIOR BDGTS				2,374,000		2,374,000
2020-2021						
2021-2022						
2022-2023						
2023-2024						
2024-2025						
BEYOND 2025						
TOTAL COST				2,374,000		2,374,000

PROJECT SPECIFICATIONS

PROJECT DESCRIPTION: Installation of meter/regulator station and piping to connect Alex #5 Station to the Enterprise/Acadian Gas Pipeline.			
PROJECT JUSTIFICATION: Natural gas volumes to DG Hunter Power Plant.			
PROJECT PRIORITY:	A		
START DATE: 2021	EST TIME TO COMPLETE:	2 Years	
OPERATING BUDGET EFFECT:	X	NONE	N/A
			SEE DETAIL

SHEET A 2020-2021/2024-2025 CAPITAL IMPROVEMENTS PROGRAM

PROJECT TITLE: Jackson Street Gas Replacement	PROJECT CATEGORY: Gas
PROJECT NUMBER: N/A	COUNCIL DISTRICT # N/A
DIVISION: Utilities	DEPARTMENT: Gas

PROJECT BUDGET

REVENUE BREAKDOWN

REVENUE SOURCES					UTILITY FUND	TOTAL
PRIOR BDGTS						
PRIOR EXP						
BUDGET C/O						
2020-2021						
2021-2022						
2022-2023						
2023-2024					500,000	500,000
2024-2025					500,000	500,000
BEYOND 2025					300,000	300,000
TOTAL COST					1,300,000	1,300,000

EXPENDITURE BREAKDOWN

EXPENDITURE BREAKDOWN	ENGINEERING	TESTING	LAND ACQUISITION	CONSTRUCTION	OTHER	TOTAL
PRIOR BDGTS						
2020-2021						
2021-2022						
2022-2023						
2023-2024				500,000		500,000
2024-2025				500,000		500,000
BEYOND 2025				300,000		300,000
TOTAL COST				1,300,000		1,300,000

PROJECT SPECIFICATIONS

PROJECT DESCRIPTION:

Replace existing line starting at 26th street and proceeding to Jackson Extension.

PROJECT JUSTIFICATION:

Extending Useful Life.

PROJECT PRIORITY:

START DATE: N/A

EST TIME TO COMPLETE: A

N/A

OPERATING BUDGET EFFECT:

X NONE

N/A

SEE DETAIL

SHEET A 2020-2021/2024-2025 CAPITAL IMPROVEMENTS PROGRAM

PROJECT TITLE: Grundy Cooper Gas Replacement	PROJECT CATEGORY: Gas
PROJECT NUMBER: N/A	COUNCIL DISTRICT # N/A
DIVISION: Utilities	DEPARTMENT: Gas

PROJECT BUDGET

REVENUE BREAKDOWN

REVENUE SOURCES					UTILITY FUND	TOTAL
PRIOR BDGTS						
PRIOR EXP						
BUDGET C/O						
2020-2021						
2021-2022						
2022-2023						
2023-2024					300,000	300,000
2024-2025					300,000	300,000
BEYOND 2025					300,000	300,000
TOTAL COST					900,000	900,000

EXPENDITURE BREAKDOWN

EXPENDITURE BREAKDOWN	ENGINEERING	TESTING	LAND ACQUISITION	CONSTRUCTION	OTHER	TOTAL
PRIOR BDGTS						
2020-2021						
2021-2022						
2022-2023						
2023-2024				300,000		300,000
2024-2025				300,000		300,000
BEYOND 2025				300,000		300,000
TOTAL COST				900,000		900,000

PROJECT SPECIFICATIONS

PROJECT DESCRIPTION:

Replace existing steel line with 2" P.E. line; approximately 27,000 feet

PROJECT JUSTIFICATION:

Extending Useful Life.

PROJECT PRIORITY:

START DATE: N/A

EST TIME TO COMPLETE: A

N/A

OPERATING BUDGET EFFECT:

X

NONE

N/A

SEE DETAIL

SHEET A 2020-2021/2024-2025 CAPITAL IMPROVEMENTS PROGRAM

PROJECT TITLE: Zone 15 Gas Replacement	PROJECT CATEGORY: Gas
PROJECT NUMBER:	COUNCIL DISTRICT # 1
DIVISION: Utilities	DEPARTMENT: Gas

PROJECT BUDGET

REVENUE BREAKDOWN

REVENUE SOURCES					UTILITY FUND	TOTAL
PRIOR BDGTS						
PRIOR EXP						
BUDGET C/O						
2020-2021						
2021-2022						
2022-2023						
2023-2024						
2024-2025						
BEYOND 2025					300,000	300,000
TOTAL COST					300,000	300,000

EXPENDITURE BREAKDOWN

EXPENDITURE BREAKDOWN	ENGINEERING	TESTING	LAND ACQUISITION	CONSTRUCTION	OTHER	TOTAL
PRIOR BDGTS						
2020-2021						
2021-2022						
2022-2023						
2023-2024						
2024-2025						
BEYOND 2025	50,000				250,000	300,000
TOTAL COST	50,000				250,000	300,000

PROJECT SPECIFICATIONS

PROJECT DESCRIPTION: Replacement of gas mains, gas service lines, and meter sets in the area of the former North Circle, including Railroad Avenue, Stracener Street and South Street.			
PROJECT JUSTIFICATION: Continued replacement and upgrade of natural gas system as per DIMP/PHMSA recommendations.			
PROJECT PRIORITY:		A	
START DATE:	N/A	EST TIME TO COMPLETE:	N/A
OPERATING BUDGET EFFECT:	X	NONE	SEE DETAIL

SHEET A 2020-2021/2024-2025 CAPITAL IMPROVEMENTS PROGRAM

PROJECT TITLE: Bayou Rapides Road Gas Extension	PROJECT CATEGORY: Gas
PROJECT NUMBER:	COUNCIL DISTRICT # N/A
DIVISION: Utilities	DEPARTMENT: Gas

PROJECT BUDGET

REVENUE BREAKDOWN

REVENUE SOURCES					UTILITY FUND	TOTAL
PRIOR BDGTS						
PRIOR EXP						
BUDGET C/O						
2020-2021						
2021-2022						
2022-2023						
2023-2024						
2024-2025						
BEYOND 2025					250,000	250,000
TOTAL COST					250,000	250,000

EXPENDITURE BREAKDOWN

EXPENDITURE BREAKDOWN	ENGINEERING	TESTING	LAND ACQUISITION	CONSTRUCTION	OTHER	TOTAL
PRIOR BDGTS						
2020-2021						
2021-2022						
2022-2023						
2023-2024						
2024-2025						
BEYOND 2025	50,000			200,000		250,000
TOTAL COST	50,000			200,000		250,000

PROJECT SPECIFICATIONS

PROJECT DESCRIPTION:

Installation of approximately 10,000 ft of PE Gas Line on Bayou Rapides Road from Plantation Drive to Vandenburg Drive.

PROJECT JUSTIFICATION:

Maintain a 2-way feed to England Airpark and Highway 28 West Corridor.

PROJECT PRIORITY:

START DATE: N/A

EST TIME TO COMPLETE: A

N/A

OPERATING BUDGET EFFECT:

X NONE

N/A

SEE DETAIL

SHEET A 2020-2021/2024-2025 CAPITAL IMPROVEMENTS PROGRAM

PROJECT TITLE: Regulator/Meter Station Refurbishment	PROJECT CATEGORY: Gas
PROJECT NUMBER:	COUNCIL DISTRICT # N/A
DIVISION: Utilities	DEPARTMENT: Gas

PROJECT BUDGET

REVENUE BREAKDOWN

REVENUE SOURCES					UTILITY FUND	TOTAL
PRIOR BDGTS						
PRIOR EXP						
BUDGET C/O						
2020-2021						
2021-2022						
2022-2023						
2023-2024						
2024-2025						
BEYOND 2025					250,000	250,000
TOTAL COST					250,000	250,000

EXPENDITURE BREAKDOWN

EXPENDITURE BREAKDOWN	ENGINEERING	TESTING	LAND ACQUISITION	CONSTRUCTION	OTHER	TOTAL
PRIOR BDGTS						
2020-2021						
2021-2022						
2022-2023						
2023-2024						
2024-2025						
BEYOND 2025					250,000	250,000
TOTAL COST					250,000	250,000

PROJECT SPECIFICATIONS

PROJECT DESCRIPTION: Priming and painting Gas Meter/Regulator Stations.			
PROJECT JUSTIFICATION: Gas system operations and maintenance.			
PROJECT PRIORITY:	A		
START DATE: N/A	EST TIME TO COMPLETE:	N/A	
OPERATING BUDGET EFFECT:	X	NONE	SEE DETAIL

SHEET A 2020-2021/2024-2025 CAPITAL IMPROVEMENTS PROGRAM

PROJECT TITLE: Jefferson Heights Gas Relocation	PROJECT CATEGORY: Gas
PROJECT NUMBER:	COUNCIL DISTRICT # 2
DIVISION: Utilities	DEPARTMENT: Gas

PROJECT BUDGET

REVENUE BREAKDOWN

REVENUE SOURCES					UTILITY FUND	TOTAL
PRIOR BDGTS						
PRIOR EXP						
BUDGET C/O						
2020-2021						
2021-2022						
2022-2023						
2023-2024						
2024-2025						
BEYOND 2025					300,000	300,000
TOTAL COST					300,000	300,000

EXPENDITURE BREAKDOWN

EXPENDITURE BREAKDOWN	ENGINEERING	TESTING	LAND ACQUISITION	CONSTRUCTION	OTHER	TOTAL
PRIOR BDGTS						
2020-2021						
2021-2022						
2022-2023						
2023-2024						
2024-2025						
BEYOND 2025	50,000			250,000		300,000
TOTAL COST	50,000			250,000		300,000

PROJECT SPECIFICATIONS

PROJECT DESCRIPTION: Replacement of Gas Mains, Services, and Meters in the area of Jefferson Street, Joseph Street, and Lee Street Extension.			
PROJECT JUSTIFICATION: Continued replacement and upgrade of natural gas system as per DIMP/PHMSA regulations.			
PROJECT PRIORITY:		A	
START DATE:	N/A	EST TIME TO COMPLETE:	N/A
OPERATING BUDGET EFFECT:	X	NONE	SEE DETAIL

SHEET A 2020-2021/2024-2025 CAPITAL IMPROVEMENTS PROGRAM

PROJECT TITLE: Lee Street Ext/Kees Avenue Gas Relocation	PROJECT CATEGORY: Gas
PROJECT NUMBER:	COUNCIL DISTRICT # 2
DIVISION: Utilities	DEPARTMENT: Gas

PROJECT BUDGET

REVENUE BREAKDOWN

REVENUE SOURCES					UTILITY FUND	TOTAL
PRIOR BDGTS						
PRIOR EXP						
BUDGET C/O						
2020-2021						
2021-2022						
2022-2023						
2023-2024						
2024-2025						
BEYOND 2025					300,000	300,000
TOTAL COST					300,000	300,000

EXPENDITURE BREAKDOWN

EXPENDITURE BREAKDOWN	ENGINEERING	TESTING	LAND ACQUISITION	CONSTRUCTION	OTHER	TOTAL
PRIOR BDGTS						
2020-2021						
2021-2022						
2022-2023						
2023-2024						
2024-2025						
BEYOND 2025	50,000			250,000		300,000
TOTAL COST	50,000			250,000		300,000

PROJECT SPECIFICATIONS

PROJECT DESCRIPTION:

Replacement of Gas Mains, Services, and Meters in the area of Lee Street Extension and Kees Avenue.

PROJECT JUSTIFICATION:

Continued replacement and upgrade of natural gas system as per DIMP/PHMSA regulations.

PROJECT PRIORITY:

START DATE: N/A	EST TIME TO COMPLETE: A
OPERATING BUDGET EFFECT: X NONE	N/A SEE DETAIL

This Page Left Blank

O. WASTEWATER

2020-2021/2024-2025 CAPITAL IMPROVEMENTS BUDGET

TABLE OF CONTENTS

WASTEWATER

		PAGE
818901	Sewer Line Rehab & Replacement	194
810701	Reconstruct Baffle Walls	195
810904	Collection/Treatment Painting	196
811501	Lift Station Upgrades	197
811701	Wastewater Main Rep - Legacy System	198
811801	Vehicle Storage Building	199
812001	Dechlorination Facility Improvements	200
812101	Marye Street Sewer	201
*	Aerator Mooring @ Plant	202
*	Windemere Lift Station Gravity Sewer	203
*	Engine Replacement-Jones St Lift Station	204
*	Martin Park Flood Control Stand By	205
*	Treatment Plant Roadway Lighting	206
*	Highway 28 W Sewer Improvements	207
*	Main Lift Stations Renovation	208
*	W Sandy Bayou Flood Control Stand By	209
*	Downtown Sewer Line Rehab	210
*	West Alexandria Treatment Plant	211
*	Perimeter Fence Treatment Plant	212
*	Treatment Plant Drainage	213
*	Calvert Street Lift Station	214

2020-2021

**COMBINED CAPITAL PROJECTS
SOURCES OF FUNDING SUMMARY**

WASTEWATER

PROJECT IDENTIFICATION	SALES TAXES	AD VAL TAX- 14	AD VAL TAX- 18	FEDERAL FUNDS	STATE FUNDS	UTILITY FUND	OTHER	TOTALS
Sewer Line Rehab & Replacement						470,000		470,000
Reconstruct Baffle Walls						1,125,000		1,125,000
Marye Street Sewer						750,000		750,000
<hr/>								
Total Wastewater	0	0	0	0	0	2,345,000	0	2,345,000
<hr/>								

2020-2021

**ENTERPRISE CAPITAL PROJECTS
FIVE YEAR CAPITAL PLAN**

WASTEWATER

PROJ #	PROJECT IDENTIFICATION	BUDGET C/O	FISCAL YEAR					TOTAL 5 YEAR	BEYOND 2025	TOTAL COST
			20-21	21-22	22-23	23-24	24-25			
818901	Sewer Line Rehab & Replacement	1,182,544	470,000	250,000	1,000,000	750,000	500,000	2,970,000		4,152,544
810701	Reconstruct Baffle Walls	95,513	1,125,000					1,125,000		1,220,513
810904	Collection/Treatment Painting	895,300						0		895,300
811501	Lift Station Upgrades	635,000	0	220,000	250,000	220,000		690,000		1,325,000
811701	Wastewater Main Rep - Legacy Systerr	66,548	0			650,000	650,000	1,300,000	1,300,000	2,666,548
811801	Vehicle Storage Building	274,540						0		274,540
812001	Dechlorination Facility Improvements	138,800						0		138,800
812101	Marye Street Sewer	0	750,000	750,000				1,500,000		1,500,000
*	Aerator Mooring @ Plant	0						0	875,000	875,000
*	Windemere Lift Station Gravity Sewer	0						0	1,592,000	1,592,000
*	Engine Replacement-Jones St Lift Stati	0						0	2,400,000	2,400,000
*	Martin Park Flood Control Stand By	0						0	156,000	156,000
*	Treatment Plant Roadway Lighting	0						0	375,000	375,000
*	Highway 28 W Sewer Improvements	0						0	1,570,000	1,570,000
*	Main Lift Stations Renovation	0						0	4,148,000	4,148,000
*	W Sandy Bayou Flood Control Stand B	0						0	546,000	546,000
*	Downtown Sewer Line Rehab	0						0	6,000,000	6,000,000
*	West Alexandria Treatment Plant	0						0	57,910,000	57,910,000
*	Perimeter Fence Treatment Plant	0						0	356,000	356,000
*	Treatment Plant Drainage	0						0	465,000	465,000
*	Calvert Street Lift Station	0						0	6,600,000	6,600,000
Total Wastewater		3,288,245	2,345,000	1,220,000	1,250,000	1,620,000	1,150,000	7,585,000	84,293,000	95,166,245

- * Project Number to be Assigned
- @ New or Revised Projects
- Projects to be closed

SHEET A 2020-2021/2024-2025 CAPITAL IMPROVEMENTS PROGRAM

PROJECT TITLE: Sewer Line Rehabilitation	PROJECT CATEGORY: Wastewater
PROJECT NUMBER: 818901	COUNCIL DISTRICT # N/A
DIVISION: Utilities	DEPARTMENT: Wastewater

PROJECT BUDGET

REVENUE BREAKDOWN

REVENUE SOURCES					UTILITY FUND	TOTAL
PRIOR BDGTS					12,962,766	12,962,766
PRIOR EXP					11,780,222	11,780,222
BUDGET C/O					1,182,544	1,182,544
2020-2021					470,000	470,000
2021-2022					250,000	250,000
2022-2023					1,000,000	1,000,000
2023-2024					750,000	750,000
2024-2025					500,000	500,000
BEYOND 2025						
TOTAL COST					15,932,766	15,932,766

EXPENDITURE BREAKDOWN

EXPENDITURE BREAKDOWN	ENGINEERING	TESTING	LAND ACQUISITION	CONSTRUCTION	OTHER	TOTAL
PRIOR BDGTS	740,000			12,222,766		12,962,766
2020-2021				470,000		470,000
2021-2022				250,000		250,000
2022-2023				1,000,000		1,000,000
2023-2024				750,000		750,000
2024-2025				500,000		500,000
BEYOND 2025						
TOTAL COST	740,000			15,192,766		15,932,766

PROJECT SPECIFICATIONS

PROJECT DESCRIPTION: Sewer line rehabilitation.			
PROJECT JUSTIFICATION: Repair, reline or replace deteriorated mains, manholes and services that are identified as causing excess infiltration and inflow into the collection system. This project addresses our entire collection system. Increased cost are to ensure EPA compliance in coming years. We have received correspondence for the EPA urging the reimplementaion of this program.			
PROJECT PRIORITY:	A		
START DATE: On Going	EST TIME TO COMPLETE:	As Needed	
OPERATING BUDGET EFFECT:	X	NONE	SEE DETAIL
	N/A		

SHEET A 2020-2021/2024-2025 CAPITAL IMPROVEMENTS PROGRAM

PROJECT TITLE: Reconstruct Baffle Walls	PROJECT CATEGORY: Wastewater
PROJECT NUMBER: 810701	COUNCIL DISTRICT # N/A
DIVISION: Utilities	DEPARTMENT: Wastewater

PROJECT BUDGET

REVENUE BREAKDOWN

REVENUE SOURCES					UTILITY FUND	TOTAL
PRIOR BDGTS					125,000	125,000
PRIOR EXP					29,487	29,487
BUDGET C/O					95,513	95,513
2020-2021					1,125,000	1,125,000
2021-2022						
2022-2023						
2023-2024						
2024-2025						
BEYOND 2025						
TOTAL COST					1,250,000	1,250,000

EXPENDITURE BREAKDOWN

EXPENDITURE BREAKDOWN	ENGINEERING	TESTING	LAND ACQUISITION	CONSTRUCTION	OTHER	TOTAL
PRIOR BDGTS					125,000	125,000
2020-2021					1,125,000	1,125,000
2021-2022						
2022-2023						
2023-2024						
2024-2025						
BEYOND 2025						
TOTAL COST					1,250,000	1,250,000

PROJECT SPECIFICATIONS

PROJECT DESCRIPTION:

Installation of floating baffle wall system in secondary lagoons at the Wastewater Treatment Plant.

PROJECT JUSTIFICATION:

Existing baffle walls are made of creosote timbers and pilings that have deteriorated.

PROJECT PRIORITY:

A

START DATE: Ongoing

EST TIME TO COMPLETE: Ongoing

OPERATING BUDGET EFFECT:

NONE

X

N/A

SEE DETAIL

SHEET A 2020-2021/2024-2025 CAPITAL IMPROVEMENTS PROGRAM

PROJECT TITLE: Collection/Treatment Painting Project	PROJECT CATEGORY: Wastewater
PROJECT NUMBER: 810904	COUNCIL DISTRICT # N/A
DIVISION: Utilities	DEPARTMENT: Wastewater

PROJECT BUDGET

REVENUE BREAKDOWN

REVENUE SOURCES	Utility Revenue Bonds 2014	REVENUE BONDS 2013	UTILITY FUND	TOTAL
PRIOR BDGTS	575,676	110,000	1,139,324	1,825,000
PRIOR EXP	575,676	110,000	244,024	929,700
BUDGET C/O	0	0	895,300	895,300
2020-2021				
2021-2022				
2022-2023				
2023-2024				
2024-2025				
BEYOND 2025				0
TOTAL COST	575,676	110,000	1,139,324	1,825,000

EXPENDITURE BREAKDOWN

EXPENDITURE BREAKDOWN	ENGINEERING	TESTING	LAND ACQUISITION	CONSTRUCTION	OTHER	TOTAL
PRIOR BDGTS	190,000	18,000		1,617,000		1,825,000
2020-2021						
2021-2022						
2022-2023						
2023-2024						
2024-2025						
BEYOND 2025						0
TOTAL COST	190,000	18,000		1,617,000		1,825,000

PROJECT SPECIFICATIONS

PROJECT DESCRIPTION:

Painting of buildings & equipment at the following locations: Casson Street Lift Station, Masonic Drive Lift Station, Atwood Lift Station, In-Plant Lift Station, Sludge Thickener Tanks and Sludge Hopper at Solids Handling Building.

PROJECT JUSTIFICATION:

Paint on these structures and equipment is severely deteriorated. Work is needed to maintain structural integrity.

PROJECT PRIORITY:

A

START DATE: Ongoing

EST TIME TO COMPLETE: Ongoing

OPERATING BUDGET EFFECT:

NONE

X

N/A

SEE DETAIL

SHEET A 2020-2021/2024-2025 CAPITAL IMPROVEMENTS PROGRAM

PROJECT TITLE: Lift Station Upgrades	PROJECT CATEGORY: Wastewater
PROJECT NUMBER: 811501	COUNCIL DISTRICT # N/A
DIVISION: Utilities	DEPARTMENT: Wastewater

PROJECT BUDGET

REVENUE BREAKDOWN

REVENUE SOURCES					UTILITY FUND	TOTAL
PRIOR BDGTS					635,000	635,000
PRIOR EXP						
BUDGET C/O					635,000	635,000
2020-2021						
2021-2022					220,000	220,000
2022-2023					250,000	250,000
2023-2024					220,000	220,000
2024-2025						
BEYOND 2025						
TOTAL COST					1,325,000	1,325,000

EXPENDITURE BREAKDOWN

EXPENDITURE BREAKDOWN	ENGINEERING	TESTING	LAND ACQUISITION	CONSTRUCTION	OTHER	TOTAL
PRIOR BDGTS					635,000	635,000
2020-2021						
2021-2022					220,000	220,000
2022-2023					250,000	250,000
2023-2024					220,000	220,000
2024-2025						
BEYOND 2025						
TOTAL COST					1,325,000	1,325,000

PROJECT SPECIFICATIONS

PROJECT DESCRIPTION: Installation of modern above-ground duplex pump package with high capacity pumps at Good Earth, Clermont, Twin Bridges Road, North Village, Briarwood, and Landmark Lift Stations.	
PROJECT JUSTIFICATION: Existing pumps at these stations are inefficient and have to be frequently repaired.	
PROJECT PRIORITY: A	
START DATE: Ongoing	EST TIME TO COMPLETE: Ongoing
OPERATING BUDGET EFFECT:	NONE X N/A SEE DETAIL

SHEET A 2020-2021/2024-2025 CAPITAL IMPROVEMENTS PROGRAM

PROJECT TITLE: Wastewater Main Repl-Legacy System	PROJECT CATEGORY: Wastewater
PROJECT NUMBER: 811701	COUNCIL DISTRICT # N/A
DIVISION: Utilities	DEPARTMENT: Wastewater

PROJECT BUDGET

REVENUE BREAKDOWN

REVENUE SOURCES					UTILITY FUND	TOTAL
PRIOR BDGTS					1,151,000	1,151,000
PRIOR EXP					1,084,452	1,084,452
BUDGET C/O					66,548	66,548
2020-2021						
2021-2022						
2022-2023						
2023-2024					650,000	650,000
2024-2025					650,000	650,000
BEYOND 2025					1,300,000	1,300,000
TOTAL COST					3,751,000	3,751,000

EXPENDITURE BREAKDOWN

EXPENDITURE BREAKDOWN	ENGINEERING	TESTING	LAND ACQUISITION	CONSTRUCTION	OTHER	TOTAL
PRIOR BDGTS					1,151,000	1,151,000
2020-2021						
2021-2022						
2022-2023						
2023-2024					650,000	650,000
2024-2025					650,000	650,000
BEYOND 2025					1,300,000	1,300,000
TOTAL COST					3,751,000	3,751,000

PROJECT SPECIFICATIONS

PROJECT DESCRIPTION: Replace existing wastewater mains in the area generally bounded by the Red River, Lee Street, Bolton Avenue, and Rapides Avenue.	
PROJECT JUSTIFICATION: This will replace the utility infrastructure in one of the oldest areas of the City.	
PROJECT PRIORITY: A	
START DATE: Ongoing	EST TIME TO COMPLETE: Ongoing
OPERATING BUDGET EFFECT:	NONE X N/A SEE DETAIL

SHEET A 2020-2021/2024-2025 CAPITAL IMPROVEMENTS PROGRAM

PROJECT TITLE: Vehicle Storage Building	PROJECT CATEGORY: Wastewater
PROJECT NUMBER: 811801	COUNCIL DISTRICT # N/A
DIVISION: Utilities	DEPARTMENT: Wastewater

PROJECT BUDGET

REVENUE BREAKDOWN

REVENUE SOURCES					UTILITY FUND	TOTAL
PRIOR BDGTS					275,000	275,000
PRIOR EXP					460	460
BUDGET C/O					274,540	274,540
2020-2021						
2021-2022						
2022-2023						
2023-2024						
2024-2025						
BEYOND 2025						
TOTAL COST					275,000	275,000

EXPENDITURE BREAKDOWN

EXPENDITURE BREAKDOWN	ENGINEERING	TESTING	LAND ACQUISITION	CONSTRUCTION	OTHER	TOTAL
PRIOR BDGTS					275,000	275,000
2020-2021						
2021-2022						
2022-2023						
2023-2024						
2024-2025						
BEYOND 2025						
TOTAL COST					275,000	275,000

PROJECT SPECIFICATIONS

PROJECT DESCRIPTION:

Replacement of CMU wall and roofing at the Wastewater Treatment Plant shop and vehicle storage area.

PROJECT JUSTIFICATION:

Existing wall and roofing are severely deteriorated and in need of replacement.

PROJECT PRIORITY:

START DATE: 2022

A

EST TIME TO COMPLETE: 1 Year

OPERATING BUDGET EFFECT:

NONE

X

N/A

SEE DETAIL

SHEET A 2020-2021/2024-2025 CAPITAL IMPROVEMENTS PROGRAM

PROJECT TITLE: Dechlorination Facility Improvements	PROJECT CATEGORY: Wastewater
PROJECT NUMBER: 812001	COUNCIL DISTRICT # N/A
DIVISION: Utilities	DEPARTMENT: Wastewater

PROJECT BUDGET

REVENUE BREAKDOWN

REVENUE SOURCES					UTILITY FUND	TOTAL
PRIOR BDGTS					215,000	215,000
PRIOR EXP					76,200	76,200
BUDGET C/O					138,800	138,800
2020-2021						
2021-2022						
2022-2023						
2023-2024						
2024-2025						
BEYOND 2025						
TOTAL COST					215,000	215,000

EXPENDITURE BREAKDOWN

EXPENDITURE BREAKDOWN	ENGINEERING	TESTING	LAND ACQUISITION	CONSTRUCTION	OTHER	TOTAL
PRIOR BDGTS					215,000	215,000
2020-2021						
2021-2022						
2022-2023						
2023-2024						
2024-2025						
BEYOND 2025						
TOTAL COST					215,000	215,000

PROJECT SPECIFICATIONS

PROJECT DESCRIPTION:

Replacement of existing dechlorination equipment.

PROJECT JUSTIFICATION:

Bring facility back into service.

PROJECT PRIORITY:

START DATE: 2022

EST TIME TO COMPLETE: 1 Year

OPERATING BUDGET EFFECT:

NONE

X

N/A

SEE DETAIL

SHEET A 2020-2021/2024-2025 CAPITAL IMPROVEMENTS PROGRAM

PROJECT TITLE: Marye Street Sewer	PROJECT CATEGORY: Wastewater
PROJECT NUMBER: 812101	COUNCIL DISTRICT # N/A
DIVISION: Utilities	DEPARTMENT: Wastewater

PROJECT BUDGET

REVENUE BREAKDOWN

REVENUE SOURCES					UTILITY FUND	TOTAL
PRIOR BDGTS						
PRIOR EXP						
BUDGET C/O						
2020-2021					750,000	750,000
2021-2022					750,000	750,000
2022-2023						
2023-2024						
2024-2025						
BEYOND 2025						
TOTAL COST					1,500,000	1,500,000

EXPENDITURE BREAKDOWN

EXPENDITURE BREAKDOWN	ENGINEERING	TESTING	LAND ACQUISITION	CONSTRUCTION	OTHER	TOTAL
PRIOR BDGTS						
2020-2021				750,000		750,000
2021-2022				750,000		750,000
2022-2023						
2023-2024						
2024-2025						
BEYOND 2025						
TOTAL COST				1,500,000		1,500,000

PROJECT SPECIFICATIONS

PROJECT DESCRIPTION:

Replacement of existing dechlorination equipment.

PROJECT JUSTIFICATION:

Bring facility back into service.

PROJECT PRIORITY: A

START DATE: 2022

EST TIME TO COMPLETE: 1 Year

OPERATING BUDGET EFFECT:

NONE

X

N/A

SEE DETAIL

SHEET A 2020-2021/2024-2025 CAPITAL IMPROVEMENTS PROGRAM

PROJECT TITLE: Aerator Mooring at Treatment Plant	PROJECT CATEGORY: Wastewater
PROJECT NUMBER: N/A	COUNCIL DISTRICT # N/A
DIVISION: Utilities	DEPARTMENT: Wastewater

PROJECT BUDGET

REVENUE BREAKDOWN

REVENUE SOURCES					UTILITY FUND	TOTAL
PRIOR BDGTS						
PRIOR EXP						
BUDGET C/O						
2020-2021						
2021-2022						
2022-2023						
2023-2024						
2024-2025						
BEYOND 2025					875,000	875,000
TOTAL COST					875,000	875,000

EXPENDITURE BREAKDOWN

EXPENDITURE BREAKDOWN	ENGINEERING	TESTING	LAND ACQUISITION	CONSTRUCTION	OTHER	TOTAL
PRIOR BDGTS						
2020-2021						
2021-2022						
2022-2023						
2023-2024						
2024-2025						
BEYOND 2025					875,000	875,000
TOTAL COST					875,000	875,000

PROJECT SPECIFICATIONS

PROJECT DESCRIPTION:

Replacement of Aerator mooring system at the Wastewater Treatment Plant.

PROJECT JUSTIFICATION:

Existing creosote pilings used as mooring points on the aetators have severely deteriorated from exposure to the elements.

PROJECT PRIORITY:

START DATE: N/A

EST TIME TO COMPLETE: N/A

OPERATING BUDGET EFFECT:

NONE

X

N/A

SEE DETAIL

SHEET A 2020-2021/2024-2025 CAPITAL IMPROVEMENTS PROGRAM

PROJECT TITLE: Windemere Lift Station Gravity Sewer	PROJECT CATEGORY: Wastewater
PROJECT NUMBER: N/A	COUNCIL DISTRICT # 5
DIVISION: Utilities	DEPARTMENT: Wastewater

PROJECT BUDGET

REVENUE BREAKDOWN

REVENUE SOURCES					UTILITY FUND	TOTAL
PRIOR BDGTS						
PRIOR EXP						
BUDGET C/O						
2020-2021						
2021-2022						
2022-2023						
2023-2024						
2024-2025						
BEYOND 2025					1,592,000	1,592,000
TOTAL COST					1,592,000	1,592,000

EXPENDITURE BREAKDOWN

EXPENDITURE BREAKDOWN	ENGINEERING	TESTING	LAND ACQUISITION	CONSTRUCTION	OTHER	TOTAL
PRIOR BDGTS						
2020-2021						
2021-2022						
2022-2023						
2023-2024						
2024-2025						
BEYOND 2025	238,000	7,000	172,000	1,175,000		1,592,000
TOTAL COST	238,000	7,000	172,000	1,175,000		1,592,000

PROJECT SPECIFICATIONS

PROJECT DESCRIPTION:

Construction of a 24" Trunk Gravity Sewer to eliminate the Windmere Lift Station..

PROJECT JUSTIFICATION:

This will eliminate the severely hydraulically overloaded Windemere Lift Station. Will also facilitate flows from Charles Park Lift Station in the future planned West Alexandria Treatment Plant, and eliminate non-compliance during heavy rainfall events.

PROJECT PRIORITY:

START DATE: N/A

A
EST TIME TO COMPLETE: N/A

OPERATING BUDGET EFFECT:

NONE X N/A SEE DETAIL

SHEET A 2020-2021/2024-2025 CAPITAL IMPROVEMENTS PROGRAM

PROJECT TITLE: Engine Replacement-Jones St Lift Station	PROJECT CATEGORY: Wastewater
PROJECT NUMBER: N/A	COUNCIL DISTRICT # N/A
DIVISION: Utilities	DEPARTMENT: Wastewater

PROJECT BUDGET

REVENUE BREAKDOWN

REVENUE SOURCES					UTILITY FUND	TOTAL
PRIOR BDGTS						
PRIOR EXP						
BUDGET C/O						
2020-2021						
2021-2022						
2022-2023						
2023-2024						
2024-2025						
BEYOND 2025					2,400,000	2,400,000
TOTAL COST					2,400,000	2,400,000

EXPENDITURE BREAKDOWN

EXPENDITURE BREAKDOWN	ENGINEERING	TESTING	LAND ACQUISITION	CONSTRUCTION	OTHER	TOTAL
PRIOR BDGTS						
2020-2021						
2021-2022						
2022-2023						
2023-2024						
2024-2025						
BEYOND 2025	284,000				2,116,000	2,400,000
TOTAL COST	284,000				2,116,000	2,400,000

PROJECT SPECIFICATIONS

PROJECT DESCRIPTION:

Replacement of (2) 600 HP Waukesha High Water / Stand By Engines

PROJECT JUSTIFICATION:

Existing engines were installed in the early 1970's and are becoming unreliable.

PROJECT PRIORITY:

START DATE: N/A **EST TIME TO COMPLETE:** N/A

OPERATING BUDGET EFFECT:

NONE X N/A SEE DETAIL

SHEET A 2020-2021/2024-2025 CAPITAL IMPROVEMENTS PROGRAM

PROJECT TITLE: Martin Park Flood Control Stand By Power	PROJECT CATEGORY: Wastewater
PROJECT NUMBER: N/A	COUNCIL DISTRICT # 2
DIVISION: Utilities	DEPARTMENT: Wastewater

PROJECT BUDGET

REVENUE BREAKDOWN

REVENUE SOURCES					UTILITY FUND	TOTAL
PRIOR BDGTS						
PRIOR EXP						
BUDGET C/O						
2020-2021						
2021-2022						
2022-2023						
2023-2024						
2024-2025						
BEYOND 2025					156,000	156,000
TOTAL COST					156,000	156,000

EXPENDITURE BREAKDOWN

EXPENDITURE BREAKDOWN	ENGINEERING	TESTING	LAND ACQUISITION	CONSTRUCTION	OTHER	TOTAL
PRIOR BDGTS						
2020-2021						
2021-2022						
2022-2023						
2023-2024						
2024-2025						
BEYOND 2025	19,000	2,000		135,000		156,000
TOTAL COST	19,000	2,000		135,000		156,000

PROJECT SPECIFICATIONS

PROJECT DESCRIPTION:

Installation of backup generator capable of 72 hours of continuous operation without refueling. Generator would have the capacity to run all 3 existing electric storm water pumps.

PROJECT JUSTIFICATION:

Stand by power generation is needed in the event of power loss during inclement weather conditions.

PROJECT PRIORITY:

A

START DATE: N/A

EST TIME TO COMPLETE: N/A

OPERATING BUDGET EFFECT:

NONE

X

N/A

SEE DETAIL

SHEET A 2020-2021/2024-2025 CAPITAL IMPROVEMENTS PROGRAM

PROJECT TITLE: Treatment Plant Roadway Lighting	PROJECT CATEGORY: Wastewater
PROJECT NUMBER: N/A	COUNCIL DISTRICT # N/A
DIVISION: Utilities	DEPARTMENT: Wastewater

PROJECT BUDGET

REVENUE BREAKDOWN

REVENUE SOURCES					UTILITY FUND	TOTAL
PRIOR BDGTS						
PRIOR EXP						
BUDGET C/O						
2020-2021						
2021-2022						
2022-2023						
2023-2024						
2024-2025						
BEYOND 2025					375,000	375,000
TOTAL COST					375,000	375,000

EXPENDITURE BREAKDOWN

EXPENDITURE BREAKDOWN	ENGINEERING	TESTING	LAND ACQUISITION	CONSTRUCTION	OTHER	TOTAL
PRIOR BDGTS						
2020-2021						
2021-2022						
2022-2023						
2023-2024						
2024-2025						
BEYOND 2025	23,500			351,500		375,000
TOTAL COST	23,500			351,500		375,000

PROJECT SPECIFICATIONS

PROJECT DESCRIPTION:

Replacement of roadway access lighting at the Wastewater Treatment Plant.

PROJECT JUSTIFICATION:

Existing lighting was installed in the 1970's. Replacement will be with modern H/E lighting providing safer access around the Plant.

PROJECT PRIORITY:

START DATE: N/A

EST TIME TO COMPLETE: N/A

OPERATING BUDGET EFFECT:

NONE

X

N/A

SEE DETAIL

SHEET A 2020-2021/2024-2025 CAPITAL IMPROVEMENTS PROGRAM

PROJECT TITLE: Highway 28 W Sewer Improvements	PROJECT CATEGORY: Wastewater
PROJECT NUMBER: N/A	COUNCIL DISTRICT # 1,5
DIVISION: Utilities	DEPARTMENT: Wastewater

PROJECT BUDGET

REVENUE BREAKDOWN

REVENUE SOURCES					UTILITY FUND	TOTAL
PRIOR BDGTS						
PRIOR EXP						
BUDGET C/O						
2020-2021						
2021-2022						
2022-2023						
2023-2024						
2024-2025						
BEYOND 2025					1,570,000	1,570,000
TOTAL COST					1,570,000	1,570,000

EXPENDITURE BREAKDOWN

EXPENDITURE BREAKDOWN	ENGINEERING	TESTING	LAND ACQUISITION	CONSTRUCTION	OTHER	TOTAL
PRIOR BDGTS						
2020-2021						
2021-2022						
2022-2023						
2023-2024						
2024-2025						
BEYOND 2025	122,000	8,000	80,000	1,360,000		1,570,000
TOTAL COST	122,000	8,000	80,000	1,360,000		1,570,000

PROJECT SPECIFICATIONS

PROJECT DESCRIPTION:

Construction of 8", 12", and 15" gravity sewer mains, as Package 8 of the multi-phased Highway 28 West Sewer Project.

PROJECT JUSTIFICATION:

Abandonment of lift stations along Highway 28 West will decrease O & M costs. Stations to be abandon include: Links Lift Station, John Eskew, West Wind and Louisiana Special Education Center.

PROJECT PRIORITY: A

START DATE: N/A **EST TIME TO COMPLETE:** N/A

OPERATING BUDGET EFFECT:

NONE X N/A SEE DETAIL

SHEET A 2020-2021/2024-2025 CAPITAL IMPROVEMENTS PROGRAM

PROJECT TITLE: Main Lift Stations Renovation	PROJECT CATEGORY: Wastewater
PROJECT NUMBER: N/A	COUNCIL DISTRICT # 2 & 3
DIVISION: Utilities	DEPARTMENT: Wastewater

PROJECT BUDGET

REVENUE BREAKDOWN

REVENUE SOURCES					UTILITY FUND	TOTAL
PRIOR BDGTS						
PRIOR EXP						
BUDGET C/O						
2020-2021						
2021-2022						
2022-2023						
2023-2024						
2024-2025						
BEYOND 2025					4,148,000	4,148,000
TOTAL COST					4,148,000	4,148,000

EXPENDITURE BREAKDOWN

EXPENDITURE BREAKDOWN	ENGINEERING	TESTING	LAND ACQUISITION	CONSTRUCTION	OTHER	TOTAL
PRIOR BDGTS						
2020-2021						
2021-2022						
2022-2023						
2023-2024						
2024-2025						
BEYOND 2025	518,000	15,000		3,615,000		4,148,000
TOTAL COST	518,000	15,000		3,615,000		4,148,000

PROJECT SPECIFICATIONS

PROJECT DESCRIPTION:

Major renovations to Masonic Drive, Casson Street, and Upper Third Lift Stations. These are 3 of the 5 major lift stations that move wastewater through the Collection System to the Treatment Plant.

PROJECT JUSTIFICATION:

These stations were constructed in the 1970's and have exceeded their useful design life. Renovations and capacity upgrades are needed to accommodate current and future flows.

PROJECT PRIORITY: A

START DATE: N/A **EST TIME TO COMPLETE:** N/A

OPERATING BUDGET EFFECT:

NONE X N/A SEE DETAIL

SHEET A 2020-2021/2024-2025 CAPITAL IMPROVEMENTS PROGRAM

PROJECT TITLE: W Sandy Bayou Flood Control Stand By	PROJECT CATEGORY: Wastewater
PROJECT NUMBER: N/A	COUNCIL DISTRICT # 3
DIVISION: Utilities	DEPARTMENT: Wastewater

PROJECT BUDGET

REVENUE BREAKDOWN

REVENUE SOURCES					UTILITY FUND	TOTAL
PRIOR BDGTS						
PRIOR EXP						
BUDGET C/O						
2020-2021						
2021-2022						
2022-2023						
2023-2024						
2024-2025						
BEYOND 2025					546,000	546,000
TOTAL COST					546,000	546,000

EXPENDITURE BREAKDOWN

EXPENDITURE BREAKDOWN	ENGINEERING	TESTING	LAND ACQUISITION	CONSTRUCTION	OTHER	TOTAL
PRIOR BDGTS						
2020-2021						
2021-2022						
2022-2023						
2023-2024						
2024-2025						
BEYOND 2025	68,000	7,000		471,000		546,000
TOTAL COST	68,000	7,000		471,000		546,000

PROJECT SPECIFICATIONS

PROJECT DESCRIPTION:

Installations of 5 backup generators capable of 72 hours continuous operation without refueling.

PROJECT JUSTIFICATION:

Stand by power is needed in the event of power loss during inclement weather conditions. This will prevent widespread flooding of the service area during an unexpected power outage.

PROJECT PRIORITY: A

START DATE: N/A **EST TIME TO COMPLETE:** N/A

OPERATING BUDGET EFFECT:

NONE X N/A SEE DETAIL

SHEET A 2020-2021/2024-2025 CAPITAL IMPROVEMENTS PROGRAM

PROJECT TITLE: Downtown Sewer Line Rehab	PROJECT CATEGORY: Wastewater
PROJECT NUMBER: N/A	COUNCIL DISTRICT # 3
DIVISION: Utilities	DEPARTMENT: Wastewater

PROJECT BUDGET

REVENUE BREAKDOWN

REVENUE SOURCES					UTILITY FUND	TOTAL
PRIOR BDGTS						
PRIOR EXP						
BUDGET C/O						
2020-2021						
2021-2022						
2022-2023						
2023-2024						
2024-2025						
BEYOND 2025					6,000,000	6,000,000
TOTAL COST					6,000,000	6,000,000

EXPENDITURE BREAKDOWN

EXPENDITURE BREAKDOWN	ENGINEERING	TESTING	LAND ACQUISITION	CONSTRUCTION	OTHER	TOTAL
PRIOR BDGTS						
2020-2021						
2021-2022						
2022-2023						
2023-2024						
2024-2025						
BEYOND 2025					6,000,000	6,000,000
TOTAL COST					6,000,000	6,000,000

PROJECT SPECIFICATIONS

PROJECT DESCRIPTION:

Rehabilitation and replacement of existing downtown sewer mains.

PROJECT JUSTIFICATION:

Existing lines were constructed in the late 1800's and early 1900's. Along with being aged, some mains are undersized for the current capacity they carry.

PROJECT PRIORITY:

START DATE: N/A

A
EST TIME TO COMPLETE: N/A

OPERATING BUDGET EFFECT:

NONE X N/A SEE DETAIL

SHEET A 2020-2021/2024-2025 CAPITAL IMPROVEMENTS PROGRAM

PROJECT TITLE: West Alexandria Treatment Plant	PROJECT CATEGORY: Wastewater
PROJECT NUMBER: N/A	COUNCIL DISTRICT # N/A
DIVISION: Utilities	DEPARTMENT: Wastewater

PROJECT BUDGET

REVENUE BREAKDOWN

REVENUE SOURCES					UTILITY FUND	TOTAL
PRIOR BDGTS						
PRIOR EXP						
BUDGET C/O						
2020-2021						
2021-2022						
2022-2023						
2023-2024						
2024-2025						
BEYOND 2025					57,910,000	57,910,000
TOTAL COST					57,910,000	57,910,000

EXPENDITURE BREAKDOWN

EXPENDITURE BREAKDOWN	ENGINEERING	TESTING	LAND ACQUISITION	CONSTRUCTION	OTHER	TOTAL
PRIOR BDGTS						
2020-2021						
2021-2022						
2022-2023						
2023-2024						
2024-2025						
BEYOND 2025					57,910,000	57,910,000
TOTAL COST					57,910,000	57,910,000

PROJECT SPECIFICATIONS

PROJECT DESCRIPTION:

Construction of a new Wastewater Treatment Plant to serve west Alexandria.

PROJECT JUSTIFICATION:

A new plant is needed due to the growth of the City in a westward direction.

PROJECT PRIORITY:

START DATE: N/A

EST TIME TO COMPLETE: N/A

OPERATING BUDGET EFFECT:

NONE

X

N/A

SEE DETAIL

SHEET A 2020-2021/2024-2025 CAPITAL IMPROVEMENTS PROGRAM

PROJECT TITLE: Perimeter Fence Treatment Plant	PROJECT CATEGORY: Wastewater
PROJECT NUMBER: N/A	COUNCIL DISTRICT # N/A
DIVISION: Utilities	DEPARTMENT: Wastewater

PROJECT BUDGET

REVENUE BREAKDOWN

REVENUE SOURCES					UTILITY FUND	TOTAL
PRIOR BDGTS						
PRIOR EXP						
BUDGET C/O						
2020-2021						
2021-2022						
2022-2023						
2023-2024						
2024-2025						
BEYOND 2025					356,000	356,000
TOTAL COST					356,000	356,000

EXPENDITURE BREAKDOWN

EXPENDITURE BREAKDOWN	ENGINEERING	TESTING	LAND ACQUISITION	CONSTRUCTION	OTHER	TOTAL
PRIOR BDGTS						
2020-2021						
2021-2022						
2022-2023						
2023-2024						
2024-2025						
BEYOND 2025	48,975	1,750			305,275	356,000
TOTAL COST	48,975	1,750			305,275	356,000

PROJECT SPECIFICATIONS

PROJECT DESCRIPTION:

Replace existing perimeter fence.

PROJECT JUSTIFICATION:

Existing fence is badly deteriorated and damaged by trees and undergrowth.

PROJECT PRIORITY:

A

START DATE: N/A

EST TIME TO COMPLETE: N/A

OPERATING BUDGET EFFECT:

NONE

X

N/A

SEE DETAIL

SHEET A 2020-2021/2024-2025 CAPITAL IMPROVEMENTS PROGRAM

PROJECT TITLE: Treatment Plant Drainage	PROJECT CATEGORY: Wastewater
PROJECT NUMBER: N/A	COUNCIL DISTRICT # N/A
DIVISION: Utilities	DEPARTMENT: Wastewater

PROJECT BUDGET

REVENUE BREAKDOWN

REVENUE SOURCES					UTILITY FUND	TOTAL
PRIOR BDGTS						
PRIOR EXP						
BUDGET C/O						
2020-2021						
2021-2022						
2022-2023						
2023-2024						
2024-2025						
BEYOND 2025					465,000	465,000
TOTAL COST					465,000	465,000

EXPENDITURE BREAKDOWN

EXPENDITURE BREAKDOWN	ENGINEERING	TESTING	LAND ACQUISITION	CONSTRUCTION	OTHER	TOTAL
PRIOR BDGTS						
2020-2021						
2021-2022						
2022-2023						
2023-2024						
2024-2025						
BEYOND 2025	65,000			400,000		465,000
TOTAL COST	65,000			400,000		465,000

PROJECT SPECIFICATIONS

PROJECT DESCRIPTION:

Replacement of 54" existing drain under Kansas City Southern Railroad at the Treatment Plant.

PROJECT JUSTIFICATION:

Existing drainage under railroad is inadequate. With proposed storm water regulation at the Wastewater Treatment Plant, this project is needed to move stormwater through the Plant.

PROJECT PRIORITY:

A

START DATE: N/A

EST TIME TO COMPLETE: N/A

OPERATING BUDGET EFFECT:

NONE

X

N/A

SEE DETAIL

SHEET A 2020-2021/2024-2025 CAPITAL IMPROVEMENTS PROGRAM

PROJECT TITLE: Calvert Street Lift Station & Gravity Sewer	PROJECT CATEGORY: Wastewater
PROJECT NUMBER: N/A	COUNCIL DISTRICT # 1,5
DIVISION: Utilities	DEPARTMENT: Wastewater

PROJECT BUDGET

REVENUE BREAKDOWN

REVENUE SOURCES					UTILITY FUND	TOTAL
PRIOR BDGTS						
PRIOR EXP						
BUDGET C/0						
2020-2021						
2021-2022						
2022-2023						
2023-2024						
2024-2025						
BEYOND 2025					6,600,000	6,600,000
TOTAL COST					6,600,000	6,600,000

EXPENDITURE BREAKDOWN

EXPENDITURE BREAKDOWN	ENGINEERING	TESTING	LAND ACQUISITION	CONSTRUCTION	OTHER	TOTAL
PRIOR BDGTS						
2020-2021						
2021-2022						
2022-2023						
2023-2024						
2024-2025						
BEYOND 2025	680,000	9,500		5,910,500		6,600,000
TOTAL COST	680,000	9,500		5,910,500		6,600,000

PROJECT SPECIFICATIONS

PROJECT DESCRIPTION: Construction of a new lift station at Calvert Street and a 15" Gravity Sewer Main along Coliseum Boulevard to Heyman Lane.	
PROJECT JUSTIFICATION: This is a phase of the West Alexandria Wastewater Treatment Plant. It will eliminate 5 existing lift stations along Coliseum Boulevard and provide gravity sewer service to Calvert Street.	
PROJECT PRIORITY:	A
START DATE: N/A	EST TIME TO COMPLETE: N/A
OPERATING BUDGET EFFECT:	SEE DETAIL
NONE X N/A	

P. OTHER

2020-2021/2024-2025 CAPITAL IMPROVEMENTS BUDGET

TABLE OF CONTENTS

OTHER

			PAGE
860701	Telephone Network Upgrade	218
860702	GIS System/GPS Equipment	219
861802	Council Chambers Broadcast Upgrade	220
*	Utility Division Central Office	221

2020-2021

**COMBINED CAPITAL PROJECTS
SOURCES OF FUNDING SUMMARY**

OTHER

PROJECT IDENTIFICATION	SALES TAXES	AD VAL TAX- 14	AD VAL TAX- 18	FEDERAL FUNDS	STATE FUNDS	UTILITY FUND	OTHER	TOTALS
GIS System/GPS Equipment						80,000		80,000
Total Other	0	0	0	0	0	80,000	0	80,000
Total Utility Capital	0	0	0	0	0	3,731,000	0	3,731,000

2020-2021

**ENTERPRISE CAPITAL PROJECTS
FIVE YEAR CAPITAL PLAN**

OTHER

PROJ #	PROJECT IDENTIFICATION	BUDGET C/O	FISCAL YEAR					TOTAL 5 YEAR	BEYOND 2025	TOTAL COST
			20-21	21-22	22-23	23-24	24-25			
860701	Telephone Network Upgrade	145,768						0		145,768
860702	GIS System/GPS Equipment	237,483	80,000	100,000	100,000	100,000	100,000	480,000		717,483
861802	Council Chambers Broadcast Upgrade	8,655						0		8,655
*	Utility Division Central Office	0						0	625,000	625,000
Total Other		391,906	80,000	100,000	100,000	100,000	100,000	480,000	625,000	1,496,906
TOTAL UTILITY CAPITAL		18,919,903	3,731,000	6,395,000	6,050,000	7,120,000	6,000,000	29,296,000	115,905,500	164,121,403

- * Project Number to be Assigned
- @ New or Revised Projects
- Projects to be closed

SHEET A 2020-2021/2024-2025 CAPITAL IMPROVEMENTS PROGRAM

PROJECT TITLE: Telephone Network Upgrade	PROJECT CATEGORY: Other
PROJECT NUMBER: 860701	COUNCIL DISTRICT # N/A
DIVISION: Finance	DEPARTMENT: Various

PROJECT BUDGET

REVENUE BREAKDOWN

REVENUE SOURCES					UTILITY FUND	TOTAL
PRIOR BDGTS					3,422,410	3,422,410
PRIOR EXP					3,276,642	3,276,642
BUDGET C/O					145,768	145,768
2020-2021						
2021-2022						
2022-2023						
2023-2024						
2024-2025						
BEYOND 2025						
TOTAL COST					3,422,410	3,422,410

EXPENDITURE BREAKDOWN

EXPENDITURE BREAKDOWN	ENGINEERING	TESTING	LAND ACQUISITION	CONSTRUCTION	OTHER	TOTAL
PRIOR BDGTS					3,422,410	3,422,410
2020-2021						
2021-2022						
2022-2023						
2023-2024						
2024-2025						
BEYOND 2025						
TOTAL COST					3,422,410	3,422,410

PROJECT SPECIFICATIONS

PROJECT DESCRIPTION:
Upgrade existing telephone network to be self reliant. Will allow phone communications between all city facilities to continue without interruption in service from Bell South is lost.

PROJECT JUSTIFICATION:
Eliminate dependence on Bell South and problems with old phone lines that Bell South refuses to replace. Creates redundancy where a single point of failure will not effect telephone network. All sites will be capable of running on their own without being connected to City Hall. No limitations on voice calls between facilities. All facilities would have features that the central switch has. All future upgrades can be done at once instead of at each different facility. Upgrades can be done without shutting down the telephone network.

PROJECT PRIORITY: A

START DATE: Ongoing **EST TIME TO COMPLETE:** As Needed

OPERATING BUDGET EFFECT:
 NONE X N/A SEE DETAIL

SHEET A 2020-2021/2024-2025 CAPITAL IMPROVEMENTS PROGRAM

PROJECT TITLE: GIS System/GPS Equipment	PROJECT CATEGORY: Other
PROJECT NUMBER: 860702	COUNCIL DISTRICT # N/A
DIVISION: Utilities	DEPARTMENT: Various

PROJECT BUDGET

REVENUE BREAKDOWN

REVENUE SOURCES					UTILITY FUND	TOTAL
PRIOR BDGTS					1,710,500	1,710,500
PRIOR EXP					1,473,017	1,473,017
BUDGET C/O					237,483	237,483
2020-2021					80,000	80,000
2021-2022					100,000	100,000
2022-2023					100,000	100,000
2023-2024					100,000	100,000
2024-2025					100,000	100,000
BEYOND 2025						
TOTAL COST					2,190,500	2,190,500

EXPENDITURE BREAKDOWN

EXPENDITURE BREAKDOWN	ENGINEERING	TESTING	LAND ACQUISITION	CONSTRUCTION	OTHER	TOTAL
PRIOR BDGTS					1,710,500	1,710,500
2020-2021					80,000	80,000
2021-2022					100,000	100,000
2022-2023					100,000	100,000
2023-2024					100,000	100,000
2024-2025					100,000	100,000
BEYOND 2025						
TOTAL COST					2,190,500	2,190,500

PROJECT SPECIFICATIONS

PROJECT DESCRIPTION: Create a GIS system for city wide usage.	
PROJECT JUSTIFICATION: City is currently without GIS service. This project will enhance operations in Electric, Water, Gas, Wastewater, Engineering, Finance, Streets, Traffic, Building Inspection, Police and Fire by identifying each 911 address, existing utilities, streets, and drainage structures.	
PROJECT PRIORITY:	A
START DATE: Ongoing	EST TIME TO COMPLETE: As Needed
OPERATING BUDGET EFFECT:	
NONE	X N/A SEE DETAIL

SHEET A 2020-2021/2024-2025 CAPITAL IMPROVEMENTS PROGRAM

PROJECT TITLE: Council Chambers Broadcast Upgrade	PROJECT CATEGORY: Other
PROJECT NUMBER: 861802	COUNCIL DISTRICT # N/A
DIVISION: Finance	DEPARTMENT: Various

PROJECT BUDGET

REVENUE BREAKDOWN

REVENUE SOURCES					UTILITY FUND	TOTAL
PRIOR BDGTS					125,000	125,000
PRIOR EXP					116,345	116,345
BUDGET C/O					8,655	8,655
2020-2021						
2021-2022						
2022-2023						
2023-2024						
2024-2025						
BEYOND 2025						
TOTAL COST					125,000	125,000

EXPENDITURE BREAKDOWN

EXPENDITURE BREAKDOWN	ENGINEERING	TESTING	LAND ACQUISITION	CONSTRUCTION	OTHER	TOTAL
PRIOR BDGTS					125,000	125,000
2020-2021						
2021-2022						
2022-2023						
2023-2024						
2024-2025						
BEYOND 2025						
TOTAL COST					125,000	125,000

PROJECT SPECIFICATIONS

PROJECT DESCRIPTION: Replace City Council Chambers video broadcasting system.	
PROJECT JUSTIFICATION: Existing system is due for replacement. Video servers and disk storage have required maintenance or replacement multiple times recently. Cameras are over 15 years old and nearing end of useful life.	
PROJECT PRIORITY:	A
START DATE: 2022	EST TIME TO COMPLETE: 1 Year
OPERATING BUDGET EFFECT:	<input type="checkbox"/> NONE <input checked="" type="checkbox"/> X <input type="checkbox"/> N/A <input type="checkbox"/> SEE DETAIL

SHEET A 2020-2021/2024-2025 CAPITAL IMPROVEMENTS PROGRAM

PROJECT TITLE: Utility Division Central Office	PROJECT CATEGORY: Other
PROJECT NUMBER: N/A	COUNCIL DISTRICT # N/A
DIVISION: Utilities	DEPARTMENT: Various

PROJECT BUDGET

REVENUE BREAKDOWN

REVENUE SOURCES					UTILITY FUND	TOTAL
PRIOR BDGTS						
PRIOR EXP						
BUDGET C/O						
2020-2021						
2021-2022						
2022-2023						
2023-2024						
2024-2025						
BEYOND 2025					625,000	625,000
TOTAL COST					625,000	625,000

EXPENDITURE BREAKDOWN

EXPENDITURE BREAKDOWN	ENGINEERING	TESTING	LAND ACQUISITION	CONSTRUCTION	OTHER	TOTAL
PRIOR BDGTS						
2020-2021						
2021-2022						
2022-2023						
2023-2024						
2024-2025						
BEYOND 2025	75,000			550,000		625,000
TOTAL COST	75,000			550,000		625,000

PROJECT SPECIFICATIONS

PROJECT DESCRIPTION: Construction of dedicated office for Utility Division Management and support staff.	
PROJECT JUSTIFICATION: Placement of management and staff at a single location.	
PROJECT PRIORITY: A	
START DATE: N/A	EST TIME TO COMPLETE: N/A
OPERATING BUDGET EFFECT:	NONE X N/A SEE DETAIL

This Page Left Blank

Q. MUNICIPAL TRANSIT

2020-2021/2024-2025 CAPITAL IMPROVEMENTS BUDGET

TABLE OF CONTENTS

MUNICIPAL TRANSIT

			PAGE
709702	Support Equipment	226
709706	Surveillance Equipment	227
709709	ADA Vans	228
709710	Replace Support Vehicles	229
709711	Misc Shop Equipment	230
709712	Buses	231
709721	Copier	232
709722	Terminal Improvements	233
709723	Radio Upgrades	234

2020-2021

COMBINED CAPITAL PROJECTS
SOURCES OF FUNDING SUMMARY

MUNICIPAL TRANSIT SYSTEM

PROJECT IDENTIFICATION	SALES TAXES	AD VAL TAX- 14	AD VAL TAX- 18	FEDERAL FUNDS	STATE FUNDS	UTILITY FUND	OTHER	TOTALS
Buses								
Total Transit Capital	0	0	0	0	0	0	0	0

2020-2021

**ENTERPRISE CAPITAL PROJECTS
FIVE YEAR CAPITAL PLAN**

MUNICIPAL TRANSIT

PROJ #	PROJECT IDENTIFICATION	BUDGET C/O	FISCAL YEAR					TOTAL 5 YEAR	BEYOND 2025	TOTAL COST	
			20-21	21-22	22-23	23-24	24-25				
709702	Support Equipment	21,555						0		21,555	
709706	Surveillance Equipment	20,071						0		20,071	
709709	ADA Vans	40,190		250,000				250,000	250,000	540,190	
709710	Replace Support Vehicles	35,000						0		35,000	
709711	Misc Shop Equipment	8,097		10,000				10,000		18,097	
709712	Buses	2,183,726						0	1,000,000	3,183,726	
709721	Copier	145						0		145	
709722	Terminal Improvements	(5,227)						0		(5,227)	
709723	Radio Upgrades	48,007						0		48,007	
TOTAL TRANSIT			2,351,564	0	260,000	0	0	0	260,000	1,250,000	3,840,009

- * Project Number to be Assigned
- @ New or Revised Projects
- Projects to be closed

SHEET A 2020-2021/2024-2025 CAPITAL IMPROVEMENTS PROGRAM

PROJECT TITLE: Support Equipment	PROJECT CATEGORY: Municipal Transit
PROJECT NUMBER: 709702	COUNCIL DISTRICT # N/A
DIVISION: Public Works	DEPARTMENT: Municipal Transit

PROJECT BUDGET

REVENUE BREAKDOWN

REVENUE SOURCES				SALES TAX	FEDERAL FUNDS	TOTAL
PRIOR BDGTS				4,311	17,244	21,555
PRIOR EXP						
BUDGET C/O				4,311	17,244	21,555
2020-2021						
2021-2022						
2022-2023						
2023-2024						
2024-2025						
BEYOND 2025						
TOTAL COST				4,311	17,244	21,555

EXPENDITURE BREAKDOWN

EXPENDITURE BREAKDOWN	ENGINEERING	TESTING	LAND ACQUISITION	CONSTRUCTION	OTHER	TOTAL
PRIOR BDGTS					21,555	21,555
2020-2021						
2021-2022						
2022-2023						
2023-2024						
2024-2025						
BEYOND 2025						
TOTAL COST					21,555	21,555

PROJECT SPECIFICATIONS

PROJECT DESCRIPTION:	
PROJECT JUSTIFICATION:	
PROJECT PRIORITY:	A
START DATE: N/A	EST TIME TO COMPLETE: N/A
OPERATING BUDGET EFFECT:	NONE N/A SEE DETAIL

SHEET A 2020-2021/2024-2025 CAPITAL IMPROVEMENTS PROGRAM

PROJECT TITLE: Surveillance Equipment	PROJECT CATEGORY: Municipal Transit
PROJECT NUMBER: 709706	COUNCIL DISTRICT # N/A
DIVISION: Public Works	DEPARTMENT: Municipal Transit

PROJECT BUDGET

REVENUE BREAKDOWN

REVENUE SOURCES				SALES TAX	FEDERAL FUNDS	TOTAL
PRIOR BDGTS				6,000	24,000	30,000
PRIOR EXP				1,986	7,943	9,929
BUDGET C/O				4,014	16,057	20,071
2020-2021						
2021-2022						
2022-2023						
2023-2024						
2024-2025						
BEYOND 2025						
TOTAL COST				6,000	24,000	30,000

EXPENDITURE BREAKDOWN

EXPENDITURE BREAKDOWN	ENGINEERING	TESTING	LAND ACQUISITION	CONSTRUCTION	OTHER	TOTAL
PRIOR BDGTS					30,000	30,000
2020-2021						
2021-2022						
2022-2023						
2023-2024						
2024-2025						
BEYOND 2025						
TOTAL COST					30,000	30,000

PROJECT SPECIFICATIONS

PROJECT DESCRIPTION:
Surveillance equipment and other miscellaneous equipment used for surveillance.

PROJECT JUSTIFICATION:
Equipment used to monitor the increased number of traffic accidents, theft, incidents, employee compensation claims, and gang-related fights and disturbances.

PROJECT PRIORITY: A
START DATE: N/A **EST TIME TO COMPLETE:** N/A
OPERATING BUDGET EFFECT: NONE N/A SEE DETAIL

SHEET A 2020-2021/2024-2025 CAPITAL IMPROVEMENTS PROGRAM

PROJECT TITLE: ADA Vans	PROJECT CATEGORY: Municipal Transit
PROJECT NUMBER: 709709	COUNCIL DISTRICT # N/A
DIVISION: Public Works	DEPARTMENT: Municipal Trar

PROJECT BUDGET

REVENUE BREAKDOWN

REVENUE SOURCES				SALES TAX	FEDERAL FUNDS	TOTAL
PRIOR BDGTS				39,000	221,000	260,000
PRIOR EXP				32,971	186,839	219,810
BUDGET C/O				6,029	34,161	40,190
2020-2021						
2021-2022				37,500	212,500	250,000
2022-2023						
2023-2024						
2024-2025						
BEYOND 2025				37,500	212,500	250,000
TOTAL COST				114,000	646,000	760,000

EXPENDITURE BREAKDOWN

EXPENDITURE BREAKDOWN	ENGINEERING	TESTING	LAND ACQUISITION	CONSTRUCTION	OTHER	TOTAL
PRIOR BDGTS					260,000	260,000
2020-2021						
2021-2022					250,000	250,000
2022-2023						
2023-2024						
2024-2025						
BEYOND 2025					250,000	250,000
TOTAL COST					760,000	760,000

PROJECT SPECIFICATIONS

PROJECT DESCRIPTION: The ADA (American's With Disabilities Act) of 1990 requires the City of Alexandria to provide the same level of service to those with disabilities as it provides to other citizens. If the City remains in this business then we must purchase vans to meet the growing demand of the disabled population. If the City contracts the service out to a private provider then we require only the purchase on one van in FY 96 for the elderly half-fare program. This van will replace the van that is seven years old and eligible for surplus under Federal guidelines.	
PROJECT JUSTIFICATION: Compliance with ADA as mandated by Federal law.	
PROJECT PRIORITY:	A
START DATE: N/A	EST TIME TO COMPLETE: N/A
OPERATING BUDGET EFFECT:	NONE N/A SEE DETAIL

SHEET A 2020-2021/2024-2025 CAPITAL IMPROVEMENTS PROGRAM

PROJECT TITLE: Replace Support Vehicles	PROJECT CATEGORY: Municipal Transit
PROJECT NUMBER: 709710	COUNCIL DISTRICT # N/A
DIVISION: Public Works	DEPARTMENT: Municipal Transit

PROJECT BUDGET

REVENUE BREAKDOWN

REVENUE 2016-2017				SALES TAX	FEDERAL FUNDS	TOTAL
PRIOR BDGTS				21,400	85,600	107,000
PRIOR EXP				14,400	57,600	72,000
BUDGET C/O				7,000	28,000	35,000
2020-2021						
2021-2022						
2022-2023						
2023-2024						
2024-2025						
BEYOND 2025						
TOTAL COST				21,400	85,600	107,000

EXPENDITURE BREAKDOWN

EXPENDITURE BREAKDOWN	ENGINEERING	TESTING	LAND ACQUISITION	CONSTRUCTION	OTHER	TOTAL
PRIOR BDGTS					107,000	107,000
2020-2021						
2021-2022						
2022-2023						
2023-2024						
2024-2025						
BEYOND 2025						
TOTAL COST					107,000	107,000

PROJECT SPECIFICATIONS

PROJECT DESCRIPTION:	
PROJECT JUSTIFICATION:	
PROJECT PRIORITY:	A
START DATE: N/A	EST TIME TO COMPLETE: N/A
OPERATING BUDGET EFFECT:	NONE N/A SEE DETAIL

SHEET A 2020-2021/2024-2025 CAPITAL IMPROVEMENTS PROGRAM

PROJECT TITLE: Misc Shop Equipment	PROJECT CATEGORY: Municipal Transit
PROJECT NUMBER: 709711	COUNCIL DISTRICT # N/A
DIVISION: Public Works	DEPARTMENT: Municipal Transit

PROJECT BUDGET

REVENUE BREAKDOWN

REVENUE 2016-2017				SALES TAX	FEDERAL FUNDS	TOTAL
PRIOR BDGTS				13,502	54,008	67,510
PRIOR EXP				11,883	47,530	59,413
BUDGET C/O				1,619	6,478	8,097
2020-2021						
2021-2022				2,000	8,000	10,000
2022-2023						
2023-2024						
2024-2025						
BEYOND 2025						
TOTAL COST				15,502	62,008	77,510

EXPENDITURE BREAKDOWN

EXPENDITURE BREAKDOWN	ENGINEERING	TESTING	LAND ACQUISITION	CONSTRUCTION	OTHER	TOTAL
PRIOR BDGTS					67,510	67,510
2020-2021						
2021-2022					10,000	10,000
2022-2023						
2023-2024						
2024-2025						
BEYOND 2025						
TOTAL COST					77,510	77,510

PROJECT SPECIFICATIONS

PROJECT DESCRIPTION:	
PROJECT JUSTIFICATION:	
PROJECT PRIORITY:	A
START DATE: N/A	EST TIME TO COMPLETE: N/A
OPERATING BUDGET EFFECT:	
NONE	N/A
	SEE DETAIL

SHEET A 2020-2021/2024-2025 CAPITAL IMPROVEMENTS PROGRAM

PROJECT TITLE: Buses	PROJECT CATEGORY: Municipal Transit
PROJECT NUMBER: 709712	COUNCIL DISTRICT # N/A
DIVISION: Public Works	DEPARTMENT: Municipal Trar

PROJECT BUDGET

REVENUE BREAKDOWN

REVENUE SOURCES				SALES TAX	FEDERAL FUNDS	TOTAL
PRIOR BDGTS				1,498,401	5,259,225	6,757,626
PRIOR EXP				1,054,124	3,519,776	4,573,900
BUDGET C/O				444,277	1,739,449	2,183,726
2020-2021						
2021-2022						
2022-2023						
2023-2024						
2024-2025						
BEYOND 2025				150,000	850,000	1,000,000
TOTAL COST				1,648,401	6,109,225	7,757,626

EXPENDITURE BREAKDOWN

EXPENDITURE BREAKDOWN	ENGINEERING	TESTING	LAND ACQUISITION	CONSTRUCTION	OTHER	TOTAL
PRIOR BDGTS					6,757,626	6,757,626
2020-2021						
2021-2022						
2022-2023						
2023-2024						
2024-2025						
BEYOND 2025					1,000,000	1,000,000
TOTAL COST					7,757,626	7,757,626

PROJECT SPECIFICATIONS

PROJECT DESCRIPTION:	
PROJECT JUSTIFICATION:	
PROJECT PRIORITY:	A
START DATE: N/A	EST TIME TO COMPLETE: N/A
OPERATING BUDGET EFFECT:	
NONE	N/A
	SEE DETAIL

SHEET A 2020-2021/2024-2025 CAPITAL IMPROVEMENTS PROGRAM

PROJECT TITLE: Copier	PROJECT CATEGORY: Municipal Transit
PROJECT NUMBER: 709721	COUNCIL DISTRICT # N/A
DIVISION: Public Works	DEPARTMENT: Municipal Transit

PROJECT BUDGET

REVENUE BREAKDOWN

REVENUE SOURCES				SALES TAX	FEDERAL FUNDS	TOTAL
PRIOR BDGTS				868	3,469	4,337
PRIOR EXP				838	3,354	4,192
BUDGET C/O				30	115	145
2020-2021						
2021-2022						
2022-2023						
2023-2024						
2024-2025						
BEYOND 2025						
TOTAL COST				868	3,469	4,337

EXPENDITURE BREAKDOWN

EXPENDITURE BREAKDOWN	ENGINEERING	TESTING	LAND ACQUISITION	CONSTRUCTION	OTHER	TOTAL
PRIOR BDGTS					4,337	4,337
2020-2021						
2021-2022						
2022-2023						
2023-2024						
2024-2025						
BEYOND 2025						
TOTAL COST					4,337	4,337

PROJECT SPECIFICATIONS

PROJECT DESCRIPTION:	
PROJECT JUSTIFICATION:	
PROJECT PRIORITY:	A
START DATE: N/A	EST TIME TO COMPLETE: N/A
OPERATING BUDGET EFFECT:	SEE DETAIL
NONE	N/A

SHEET A 2020-2021/2024-2025 CAPITAL IMPROVEMENTS PROGRAM

PROJECT TITLE: Terminal Improvements	PROJECT CATEGORY: Municipal Transit
PROJECT NUMBER: 709722	COUNCIL DISTRICT # N/A
DIVISION: Public Works	DEPARTMENT: Municipal Transit

PROJECT BUDGET

REVENUE BREAKDOWN

REVENUE SOURCES				SALES TAX	FEDERAL FUNDS	TOTAL
PRIOR BDGTS				10,000	40,000	50,000
PRIOR EXP				11,045	44,182	55,227
BUDGET C/O				(1,045)	(4,182)	(5,227)
2020-2021						
2021-2022						
2022-2023						
2023-2024						
2024-2025						
BEYOND 2025						
TOTAL COST				10,000	40,000	50,000

EXPENDITURE BREAKDOWN

EXPENDITURE BREAKDOWN	ENGINEERING	TESTING	LAND ACQUISITION	CONSTRUCTION	OTHER	TOTAL
PRIOR BDGTS					50,000	50,000
2020-2021						
2021-2022						
2022-2023						
2023-2024						
2024-2025						
BEYOND 2025						
TOTAL COST					50,000	50,000

PROJECT SPECIFICATIONS

PROJECT DESCRIPTION:	
PROJECT JUSTIFICATION:	
PROJECT PRIORITY:	A
START DATE: N/A	EST TIME TO COMPLETE: N/A
OPERATING BUDGET EFFECT:	NONE N/A SEE DETAIL

SHEET A 2020-2021/2024-2025 CAPITAL IMPROVEMENTS PROGRAM

PROJECT TITLE: Radio Upgrades	PROJECT CATEGORY: Municipal Transit
PROJECT NUMBER: 709723	COUNCIL DISTRICT # N/A
DIVISION: Public Works	DEPARTMENT: Municipal Transit

PROJECT BUDGET

REVENUE BREAKDOWN

REVENUE SOURCES				SALES TAX	FEDERAL FUNDS	TOTAL
PRIOR BDGTS				18,189	72,756	90,945
PRIOR EXP				8,588	34,350	42,938
BUDGET C/O				9,601	38,406	48,007
2020-2021						
2021-2022						
2022-2023						
2023-2024						
2024-2025						
BEYOND 2025						
TOTAL COST				18,189	72,756	90,945

EXPENDITURE BREAKDOWN

EXPENDITURE BREAKDOWN	ENGINEERING	TESTING	LAND ACQUISITION	CONSTRUCTION	OTHER	TOTAL
PRIOR BDGTS					90,945	90,945
2020-2021						
2021-2022						
2022-2023						
2023-2024						
2024-2025						
BEYOND 2025						
TOTAL COST					90,945	90,945

PROJECT SPECIFICATIONS

PROJECT DESCRIPTION:			
PROJECT JUSTIFICATION:			
PROJECT PRIORITY:		A	
START DATE:	N/A	EST TIME TO COMPLETE:	N/A
OPERATING BUDGET EFFECT:	NONE	N/A	SEE DETAIL

R. FIVE YEAR PLAN

2020-2021

**GENERAL CAPITAL PROJECTS
FIVE YEAR CAPITAL PLAN**

PUBLIC ENTERPRISE

PROJ #	PROJECT IDENTIFICATION	BUDGET C/O	FISCAL YEAR					TOTAL 5 YEAR	BEYOND 2025	TOTAL COST
			20-21	21-22	22-23	23-24	24-25			
059401	Reserve for Relocation Projects	419,838	100,000	100,000	100,000	100,000	100,000	500,000		919,838
050301	City Hall Renovation	5,596,005		1,000,000				1,000,000	4,000,000	10,596,005
860301	Information Upgrades	370,562	220,000					220,000		590,562
050710	AUMP Lower Third	270,489						0		270,489
050801	Building Improvements	377,905	75,000	150,000				225,000		602,905
050802	Roof Replacement	547,225	75,000	150,000				225,000		772,225
051103	Red River Imp Venture	2,787,728						0		2,787,728
051104	Port of Alexandria Rail Spur Imp	57,224						0		57,224
051201	Port of Alex/Ruston Foundry	131,736						0		131,736
051302	Riverfront Center Improvements	26,098						0		26,098
051401	Energy Renovations	247,567						0		247,567
051502	Riverfront Improvements	463,267						0		463,267
051503	Two Way Communications Upgrade	13,657						0		13,657
051601	Convention Hall Improvements	81,592						0		81,592
051604	Amphitheatre Improvements	7,111						0		7,111
051702	Security Improvements	18,425	30,000	30,000	30,000	30,000	30,000	150,000		168,425
051703	Naval Reserve Building Demolition	(3,263)						0		(3,263)
051704	Public Safety Datacenter Renovation	57,570						0		57,570
051801	Riverfront Center Waterproofing/Roofir	824,519						0		824,519
Total Public Enterprise		12,295,255	500,000	1,430,000	130,000	130,000	130,000	2,320,000	4,000,000	18,615,255

- * Project Number to be Assigned
- @ New or Revised Projects
- Projects to be closed

2020-2021

GENERAL CAPITAL PROJECTS
FIVE YEAR CAPITAL PLAN

DRAINAGE

PROJ #	PROJECT IDENTIFICATION	BUDGET C/O	FISCAL YEAR					TOTAL 5 YEAR	BEYOND 2025	TOTAL COST
			20-21	21-22	22-23	23-24	24-25			
250211	Acquisition-ROW/Servitudes	289,475						0		289,475
250421	Residential Ditch Closure	1,572,319	375,000	375,000	375,000	375,000	375,000	1,875,000		3,447,319
250512	Pump Station Repairs	129,862						0		129,862
250604	Chatlain Lake-Willow Glen Hudson	160,539						0		160,539
251003	Red River Levee Certification	80,284						0		80,284
251105	Martin Park/Airview Terrace St & Drng	1,245,582						0		1,245,582
251701	Woodale Outfall/ Railrd Ave Ph 4	1,272,760						0		1,272,760
251801	Mall Ditch Improvements	1,247,125	250,000	250,000				500,000		1,747,125
251802	Hwy 28 West Drainage Canal	913,304		300,000				300,000		1,213,304
252101	Martin Park Outfall Improvements		200,000	315,000				515,000		515,000
Total Drainage		6,911,250	825,000	1,240,000	375,000	375,000	375,000	3,190,000	0	10,101,250

- * Project Number to be Assigned
- @ New or Revised Projects
- Projects to be closed

2020-2021

GENERAL CAPITAL PROJECTS
FIVE YEAR CAPITAL PLAN

STREETS

PROJ #	PROJECT IDENTIFICATION	BUDGET C/O	FISCAL YEAR					TOTAL 5 YEAR	BEYOND 2025	TOTAL COST
			20-21	21-22	22-23	23-24	24-25			
268823	Street, Drainage, Sidewalk Repairs	2,004,588	250,000	500,000	500,000	500,000	500,000	2,250,000		4,254,588
269007	Sugarhouse Road - Phase 1	8,531,063						0	3,500,000	12,031,063
269801	Jackson St at Horseshoe Drive	133,799						0		133,799
260507	Aerial Photography	144,844	15,000	15,000	15,000	15,000	15,000	75,000		219,844
260604	North Mall-North to Sterkx	462,992						0	3,000,000	3,462,992
260608	Land Acquisitions	194,559		50,000	50,000		50,000	150,000		344,559
261002	Traffic Signals Renovations	250,078	25,000	25,000	25,000	25,000	25,000	125,000		375,078
261203	Masonic Corridor Ph 2	1,514,369						0		1,514,369
261302	Directional Signage & Striping	357,100	100,000	100,000	100,000	100,000	100,000	500,000		857,100
261501	Hudson Bridge Chattain Canal	1,582						0		1,582
261602	MPO Panel Replacement	20,566						0		20,566
261603	Industrial Park Road Reconstruction	630,266						0		630,266
261702	Horseshoe Drive Improvements	1,756,275						0		1,756,275
261801	N. 16th Street Bridge Replacement	1,604,960						0		1,604,960
261802	Pitts St/Broadway to Applewhite	496,523						0		496,523
262001	England Drive Sidewalks	262,500						0		262,500
262002	Third Street/Rapides Ave Reconstructi	251,563						0		251,563
262003	Zoo Parking Lot Resurfacing	67,500						0		67,500
262004	Street Surface Assessment	25,000			25,000			25,000		50,000
Total Streets		18,710,127	390,000	690,000	715,000	640,000	690,000	3,125,000	6,500,000	28,335,127

- * Project Number to be Assigned
- @ New or Revised Projects
- Projects to be closed

2020-2021

**GENERAL CAPITAL PROJECTS
FIVE YEAR CAPITAL PLAN**

POLICE

PROJ #	PROJECT IDENTIFICATION	BUDGET C/O	FISCAL YEAR					TOTAL 5 YEAR	BEYOND 2025	TOTAL COST
			20-21	21-22	22-23	23-24	24-25			
501401	Pistol Range Improvements	104,713						0		104,713
501502	Pistol Range Classroom	2,031						0		2,031
501701	Public Safety Security System	24,068						0		24,068
501702	Body/Vehicle Camera System	10,583						0		10,583
Total Police		141,395	0	0	0	0	0	0	0	141,395

- * Project Number to be Assigned
- @ New or Revised Projects
- Projects to be closed

2020-2021

GENERAL CAPITAL PROJECTS
FIVE YEAR CAPITAL PLAN

FIRE

PROJ #	PROJECT IDENTIFICATION	BUDGET C/O	FISCAL YEAR					TOTAL 5 YEAR	BEYOND 2025	TOTAL COST
			20-21	21-22	22-23	23-24	24-25			
602001	Aerial Platform Truck	1,436,453						0		1,436,453
Total Fire		1,436,453	0	0	0	0	0	0	0	1,436,453

- * Project Number to be Assigned
- @ New or Revised Projects
- Projects to be closed

2020-2021

**GENERAL CAPITAL PROJECTS
FIVE YEAR CAPITAL PLAN**

PARKS AND RECREATION

PROJ #	PROJECT IDENTIFICATION	BUDGET C/O	FISCAL YEAR					TOTAL 5 YEAR	BEYOND 2025	TOTAL COST
			20-21	21-22	22-23	23-24	24-25			
440901	Recreational Park Improvements	1,114,633						0		1,114,633
441501	Johnny Downs Park Improvements	20,694						0		20,694
441801	Civil Rights Monument	498,200						0		498,200
441802	Links on the Bayou Improvements	712,597						0		712,597
441803	Bringhurst Park Renovation	94,800						0		94,800
441804	Tennis Court Additions	211,672						0		211,672
442001	Reconstruct Johnny Downs Complex	500,000	7,000,000					7,000,000		7,500,000
Total Park/Recreation		3,152,596	7,000,000	0	0	0	0	7,000,000	0	10,152,596

- * Project Number to be Assigned
- @ New or Revised Projects
- Projects to be closed

2020-2021

GENERAL CAPITAL PROJECTS
FIVE YEAR CAPITAL PLAN

ZOOLOGICAL PARK

PROJ #	PROJECT IDENTIFICATION	BUDGET C/O	FISCAL YEAR					TOTAL 5 YEAR	BEYOND 2025	TOTAL COST
			20-21	21-22	22-23	23-24	24-25			
431401	AV System	7,827						0		7,827
431501	Zoo Improvements	550,279						0		550,279
431801	Tiger Building Replacement	650,000						0		650,000
431803	Zoo Master Plan/Feasibility Study	154,998						0		154,998
Total Zoological Park			1,363,104	0	0	0	0	0	0	1,363,104
Total General Capital Projects			44,010,180	8,715,000	3,360,000	1,220,000	1,145,000	1,195,000	15,635,000	70,145,180

- * Project Number to be Assigned
- @ New or Revised Projects
- Projects to be closed

2020-2021

**GENERAL CAPITAL PROJECTS
FIVE YEAR CAPITAL PLAN**

COMMUNITY DEVELOPMENT BLOCK GRANT

PROJ #	PROJECT IDENTIFICATION	BUDGET C/O	FISCAL YEAR					TOTAL 5 YEAR	BEYOND 2025	TOTAL COST
			20-21	21-22	22-23	23-24	24-25			

TOTAL CDBG

0 0 0 0 0 0 0 0 0 0

- * Project Number to be Assigned
- @ New or Revised Projects
- Projects to be closed

2020-2021

ENTERPRISE CAPITAL PROJECTS
FIVE YEAR CAPITAL PLAN

ELECTRIC

PROJ #	PROJECT IDENTIFICATION	BUDGET C/O	FISCAL YEAR					TOTAL 5 YEAR	BEYOND 2025	TOTAL COST
			20-21	21-22	22-23	23-24	24-25			
729202	Circuit Reconductoring	880,335		250,000	250,000	250,000	250,000	1,000,000		1,880,335
720003	Replace Distribution Breakers	30,333						0		30,333
720601	138 KV Pole Change Out	0		300,000	300,000			600,000		600,000
720801	Electric Utility Relocation	468,826		200,000	200,000	200,000	200,000	800,000		1,268,826
720804	Substation Maintenance	317,009		250,000	275,000	275,000		800,000		1,117,009
720805	Distribution Feeder Maintenance	478,924	200,000	200,000	200,000	200,000	200,000	1,000,000		1,478,924
720903	138 KV Pilot Wire Replacement	617,628						0		617,628
721302	138 KV Transmission Upgrade	460,318	(285,000)					(285,000)		175,318
721401	DG Hunter Units #5-11	829,519						0		829,519
721502	Bayou Cove #1 Comb Inspection	300,000						0		300,000
721503	Bayou Cove #1 Capital Imp	75,000						0		75,000
721701	Willow Glen Transformer Rep	190,797	(165,000)					(165,000)		25,797
721702	Rep Twin Bridges Autotransformer	1,540,860	(1,100,000)					(1,100,000)		830,446
721704	MacArthur Drive Lighting Replacement	172,125	350,000					350,000		522,125
721801	Demolition DG Hunter 1-4	119,104		125,000	125,000	125,000		375,000		494,104
721802	Prescott 2400V Conversion	466,413	125,000					125,000		591,413
721901	Downtown-Willow Glen 138 KV Rebuilt	603,004		315,000				315,000	4,000,000	4,918,004
721902	DG Hunter #5-11 Major Maintenance	700,000	350,000					350,000		1,050,000
721903	DG Hunter #5-11 Stack Testing	58,502		75,000				75,000		133,502
722101	Upgrade 138KV Stations to 2000A	0	400,000					400,000		400,000
*	Power Plant GSU Switch Upgrade	0						0	287,500	287,500
*	Paint Substation Transformers/Switchg	0						0	125,000	125,000
*	Replace Bayou Rapides Switchgr #1	0						0	775,000	775,000
*	Replace Prescott Switchgear #1	0						0	675,000	675,000
*	Replace Prescott Transformer #2	0						0	900,000	900,000
*	Willow Glen Breaker & Switch Rep	0						0	2,000,000	2,000,000
*	Twin Bridges Breaker & Switch Rep	0						0	2,000,000	2,000,000
Total Electric		8,308,697	(125,000)	1,715,000	1,350,000	1,050,000	650,000	4,640,000	10,762,500	24,100,783

* Project Number to be Assigned
@ New or Revised Projects
Projects to be closed

2020-2021

**ENTERPRISE CAPITAL PROJECTS
FIVE YEAR CAPITAL PLAN**

WATER

PROJ #	PROJECT IDENTIFICATION	BUDGET C/O	FISCAL YEAR					TOTAL 5 YEAR	BEYOND 2025	TOTAL COST
			20-21	21-22	22-23	23-24	24-25			
750004	Waterline Replacement & Rehab	927,630	500,000	750,000	750,000	750,000	750,000	3,500,000		4,427,630
751001	Water Well Reclamation	935,098	500,000	1,000,000	750,000	750,000		3,000,000		3,935,098
751201	Martin Park Water Main Rep	538,205						0		538,205
751202	Replace Water Wells	848,340			750,000	750,000	750,000	2,250,000		3,098,340
751302	McNutt Field Water Feeder Line	471,123		450,000	450,000			900,000		1,371,123
751602	Fire Hydrant Thread Standardization	82,260						0		82,260
751701	Rosalino Tank Repair & Paint	31,389						0		31,389
751702	TRC Rechlorination Station	239,000						0		239,000
751704	Water Main Rep-Legacy System	61,447		500,000	650,000	650,000	500,000	2,300,000		2,361,447
751901	Water Well Meter Replacement	405,367						0		405,367
752001	Martha Lane/Paris St Water	850,000						0		850,000
752101	Adams Station Equipment Storage	0	197,000					197,000		197,000
*	Kisatchie By Pass Phase I	0						0	2,429,000	2,429,000
*	Adams Tank Repair & Paint	0						0	1,177,000	1,177,000
*	12" Main Bennett to Tulane	0						0	389,000	389,000
*	Industrial Park Tank Repair & Paint	0						0	900,000	900,000
*	Hamilton Street Tank Painting	0						0	160,000	160,000
*	24" Main Annadale Road	0						0	790,000	790,000
*	12" Main England Dr to Highway 1	0						0	869,000	869,000
*	Sterkx Road Materials Storage Cover	0						0	175,000	175,000
*	Highway 1 South Wellfield Ph 1	0						0	1,195,000	1,195,000
*	Highway 1 South Wellfield Ph 2	0						0	3,526,000	3,526,000
*	Adams Pump Station Line Renovation	0						0	1,935,000	1,935,000
Total Water		5,389,859	1,197,000	2,700,000	3,350,000	2,900,000	2,000,000	12,147,000	13,545,000	31,081,859

* Project Number to be Assigned
 @ New or Revised Projects
 Projects to be closed

2020-2021

ENTERPRISE CAPITAL PROJECTS
FIVE YEAR CAPITAL PLAN

GAS

PROJ #	PROJECT IDENTIFICATION	BUDGET C/O	FISCAL YEAR					TOTAL 5 YEAR	BEYOND 2025	TOTAL COST
			20-21	21-22	22-23	23-24	24-25			
780901	Martin Park Gas Main Rep	97,547						0		97,547
781401	Gas SCADA Upgrade	87,184	102,000					102,000		189,184
781503	Gas Main Extention 8" Port	29,450						0	130,000	159,450
781704	Cloverleaf Gas Extension	118,000	(118,000)					(118,000)		0
781801	Lower 3rd/W Sandy Bayou Gas	348,364	150,000	360,000				510,000		858,364
781901	Wells Boulevard Gas Rep	582,740						0		582,740
781902	Enterprise/Acadian Interconnect	277,911						0		277,911
782101	MAOP Reverification	0	100,000	300,000				400,000		400,000
*	Jackson Street Gas Replacement	0				500,000	500,000	1,000,000	300,000	1,300,000
*	Grundy Cooper Gas Replacement	0				300,000	300,000	600,000	300,000	900,000
*	Alexandria West Side Gas Feed	0				650,000	1,300,000	1,950,000	4,550,000	6,500,000
*	Zone 15 Gas Replacement	0						0	300,000	300,000
*	Bayou Rapides Rd Gas Extension	0						0	250,000	250,000
*	Regulator/Meter Station Refurb	0						0	250,000	250,000
*	Jefferson Heights Gas Relocation	0						0	300,000	300,000
+	Lee Street Ext/Kees Ave Gas	0						0	300,000	300,000
Total Gas		1,541,196	234,000	680,000	0	1,450,000	2,100,000	4,444,000	6,680,000	12,665,196

- * Project Number to be Assigned
- @ New or Revised Projects
- Projects to be closed

2020-2021

**ENTERPRISE CAPITAL PROJECTS
FIVE YEAR CAPITAL PLAN**

WASTEWATER

PROJ #	PROJECT IDENTIFICATION	BUDGET C/O	FISCAL YEAR					TOTAL 5 YEAR	BEYOND 2025	TOTAL COST
			20-21	21-22	22-23	23-24	24-25			
818901	Sewer Line Rehab & Replacement	1,182,544	470,000	250,000	1,000,000	750,000	500,000	2,970,000		4,152,544
810701	Reconstruct Baffle Walls	95,513	1,125,000					1,125,000		1,220,513
810904	Collection/Treatment Painting	895,300						0		895,300
811501	Lift Station Upgrades	635,000	0	220,000	250,000	220,000		690,000		1,325,000
811701	Wastewater Main Rep - Legacy System	66,548	0			650,000	650,000	1,300,000	1,300,000	2,666,548
811801	Vehicle Storage Building	274,540						0		274,540
812001	Dechlorination Facility Improvements	138,800						0		138,800
812101	Marye Street Sewer	0	750,000	750,000				1,500,000		1,500,000
*	Aerator Mooring @ Plant	0						0	875,000	875,000
*	Windemere Lift Station Gravity Sewer	0						0	1,592,000	1,592,000
*	Engine Replacement-Jones St Lift Stati	0						0	2,400,000	2,400,000
*	Martin Park Flood Control Stand By	0						0	156,000	156,000
*	Treatment Plant Roadway Lighting	0						0	375,000	375,000
*	Highway 28 W Sewer Improvements	0						0	1,570,000	1,570,000
*	Main Lift Stations Renovation	0						0	4,148,000	4,148,000
*	W Sandy Bayou Flood Control Stand B	0						0	546,000	546,000
*	Downtown Sewer Line Rehab	0						0	6,000,000	6,000,000
*	West Alexandria Treatment Plant	0						0	57,910,000	57,910,000
*	Perimeter Fence Treatment Plant	0						0	356,000	356,000
*	Treatment Plant Drainage	0						0	465,000	465,000
*	Calvert Street Lift Station	0						0	6,600,000	6,600,000
Total Wastewater		3,288,245	2,345,000	1,220,000	1,250,000	1,620,000	1,150,000	7,585,000	84,293,000	95,166,245

* Project Number to be Assigned
 @ New or Revised Projects
 Projects to be closed

2020-2021

**ENTERPRISE CAPITAL PROJECTS
FIVE YEAR CAPITAL PLAN**

OTHER

PROJ #	PROJECT IDENTIFICATION	BUDGET C/O	FISCAL YEAR					TOTAL 5 YEAR	BEYOND 2025	TOTAL COST
			20-21	21-22	22-23	23-24	24-25			
860701	Telephone Network Upgrade	145,768						0		145,768
860702	GIS System/GPS Equipment	237,483	80,000	100,000	100,000	100,000	100,000	480,000		717,483
861802	Council Chambers Broadcast Upgrade	8,655						0		8,655
*	Utility Division Central Office	0						0	625,000	625,000
Total Other		391,906	80,000	100,000	100,000	100,000	100,000	480,000	625,000	1,496,906
TOTAL UTILITY CAPITAL		18,919,903	3,731,000	6,395,000	6,050,000	7,120,000	6,000,000	29,296,000	115,905,500	164,121,403

* Project Number to be Assigned
 @ New or Revised Projects
 Projects to be closed

2020-2021

**ENTERPRISE CAPITAL PROJECTS
FIVE YEAR CAPITAL PLAN**

MUNICIPAL TRANSIT

PROJ #	PROJECT IDENTIFICATION	BUDGET C/O	FISCAL YEAR					TOTAL 5 YEAR	BEYOND 2025	TOTAL COST	
			20-21	21-22	22-23	23-24	24-25				
709702	Support Equipment	21,555						0		21,555	
709706	Surveillance Equipment	20,071						0		20,071	
709709	ADA Vans	40,190		250,000				250,000	250,000	540,190	
709710	Replace Support Vehicles	35,000						0		35,000	
709711	Misc Shop Equipment	8,097		10,000				10,000		18,097	
709712	Buses	2,183,726						0	1,000,000	3,183,726	
709721	Copier	145						0		145	
709722	Terminal Improvements	(5,227)						0		(5,227)	
709723	Radio Upgrades	48,007						0		48,007	
TOTAL TRANSIT			2,351,564	0	260,000	0	0	0	260,000	1,250,000	3,840,009

- * Project Number to be Assigned
- @ New or Revised Projects
- Projects to be closed